
APPLICATION OF DEEP SELF-ATTENTION IN KNOWLEDGE TRACING

Junhao Zeng

College of Computer Science and Technology
Zhejiang University
fusion@zju.edu.cn

Qingchun Zhang

College of Computer Science and Technology
Zhejiang University
ekkoruse@zju.edu.cn

Ning Xie

College of Computer Science and Technology
Zhejiang University
tonyx@zju.edu.cn

Bochun Yang

College of Computer Science and Technology
Zhejiang University
Ybc@zju.edu.cn

ABSTRACT

The development of intelligent tutoring system has greatly influenced the way students learn and practice, which increases their learning efficiency. The intelligent tutoring system must model learners' mastery of the knowledge before providing feedback and advices to learners, so one class of algorithm called "knowledge tracing" is surely important. This paper proposed Deep Self-Attentive Knowledge Tracing (DSAKT) based on the data of PTA, an online assessment system used by students in many universities in China, to help these students learn more efficiently. Experimentation on the data of PTA shows that DSAKT outperforms the other models for knowledge tracing an improvement of AUC by 2.1% on average, and this model also has a good performance on the ASSIST dataset

Keywords Knowledge Tracing · Deep learning · Self-attention

1 INTRODUCTION

Intelligent Tutoring System (ITS) is a type of computer system used for learning assistance, which can provide timely feedback to learners to help them learn more efficiently. To meet this position, ITS need to model learner's mastery of knowledge concepts and relations between different knowledge concepts. Therefore, one class of algorithm called "knowledge tracing" (KT) were invented and used in all kinds of models. During last tens of years, ITS has developed a lot. Nowadays they are playing more and more important roles in the field of online education. Thus, how to increase the accuracy of these models is an important problem.

Given a student's response to a series of exercises E_1, \dots, E_{n-1} , the KT task can be described as to predict the probability that the student will be able to give the correct answer to the next exercise E_n . Here, the in-

teractions between a student and a series of exercises are represented by a sequence I , in which each element is a tuple $I_i = (E_i, R_i)$, where E_i denotes the exercise information of the i th exercise, and R_i denotes the student's response to exercise E_i . $r_i \in \{0, 1\}$ is a part of R_i , which indicates whether the student is successful in finishing exercise E_i . Generally speaking, our model predicts the following probability:

$$P(r_n = 1 | I_1, \dots, I_{n-1}, E_n)$$

Programming Teaching Assistant (PTA)¹ is an teaching assistant platform used by students of many universities in China, on which students can practice programming freely. College teachers may also assign programming tasks to students on PTA platform to improve students' programming ability. Both above produces a large number of student practice data. These data can be used for knowledge tracing (KT) to model students' mastery situa-

¹<http://pintia.cn>

tion of the knowledge concepts, then implement an ITS on PTA. Different from the general test platform, PTA allows students to submit the same exercise repeatedly until they get it right, which leads to a great increase in the interaction in PTA data. And college teachers generally use PTA to test students in the process of teaching, students' mastery of knowledge is gradually rising in the completion of exercises, and it causes that the interaction of a user on a specific exercise in PTA data showing the situation of "wrong before right" These differences make it difficult for traditional models like DKT or SAKT to deal, but at the same time, represented the differences between programming problems and other problems. Therefore, these differences are valuable and necessary to deal with. Finally, we proposed a method based on the ideas of SAKT, which applied a more complete self-attention layer and achieved better results on the data of PTA.

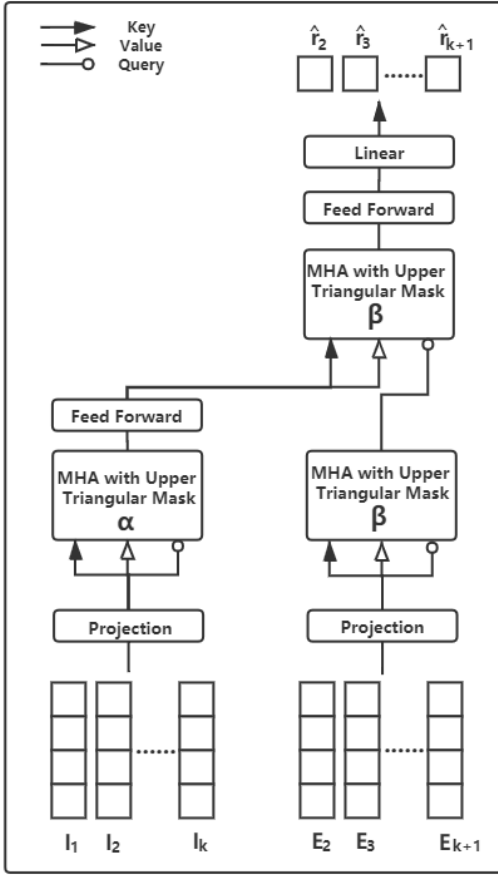


Figure 1: The architecture of our proposed model, DSAKT

In this paper we improved SAKT and proposed an encoder-decoder based model named Deep Self-Attentive Knowledge Tracing (DSAKT). The main improvement is that we use the Multi-Head Attention (MHA) [1] layer twice with the same weight in decoder, which make it possi-

ble to remain the relations between knowledge concepts completely until making prediction. Thus, the proposed DSAKT method gains the average AUC of PTA datasets is improved by 2.1%. In addition, the self-attention based component is suitable for parallelism, which makes it one order of magnitude faster than the RNN based model.

2 RELATED WORKS

These years as neural network developing rapidly, traditional knowledge tracing algorithm like Bayesian Knowledge Tracing (BKT) [2] and [3, 4] collaborative filtering has been studied extensively [5, 6, 7] over time and gradually been replaced by methods using neural network.

Deep Knowledge Tracing (DKT) proposed in [8] is one of the important algorithms, which is invented by researchers in Stanford University and developed rapidly in nearly several years. DKT and the variants [9, 10] creatively uses Recurrent Neural Network (RNN) to do modeling. DKT uses one-hot encoding to represent the results of practicing, which is simple to implement but may cause the input vector too long and sparse. Thus compress-sensing is used for solving this problem. However, in real life the number of knowledge concepts students meet is not huge, which causes the data too sparse, and in this case DKT cannot work well.

Dynamic Key-value memory network (DKVMN) [11], although utilized Memory Augmented Neural Network [12] for Knowledge Tracing to become more interpretable [13], still faces the same problem as DKT [14].

DKT has become an important and mainstream knowledge tracing method, and is continuously being improved. Recently, based on the original DKT model and its variants, many researchers have made some valuable achievements [10, 15, 16].

Self-Attentive Knowledge Tracing (SAKT) [17] aims to deal with the problem of sparsity of the real-world data. The authors proposed a self-attention [1] based approach, which pays less attention on past activities and identifies the relevance between knowledge concepts when making predictions.

Due to the particularity of the data of PTA, we studied SAKT and made some creative improvement on its embedding layer and its transformer, implemented a new algorithm named Deep Self Attentive Knowledge Tracing.

3 PROPOSED MODEL

3.1 Input Representation

DSAKT takes a series of interactions $I = [I_1, \dots, I_k]$ with the length of k and the next exercise E_k as input, and predicts probability of the student will make E_{k+1} correctly. In order to facilitate subsequent data processing, we

transform the interaction into:

$$I_i = r_i * e + E_i$$

Where e denotes the response bias number, usually the total number of exercises. Therefore, the final input is:

$$\begin{cases} I = [I_1, I_2, \dots, I_k] \\ E' = [E_2, E_3, \dots, E_{k+1}] \end{cases}$$

3.2 Embedding layer

The embedding layer in DSAKT is consist of three embedding matrices, $\hat{E} \in \mathbb{R}^{e*d}$, $\hat{P} \in \mathbb{R}^{k*d}$, $\hat{I} \in \mathbb{R}^{2e*d}$, where e is the total number of exercise, k is the number of the sequence length, and d is the latent dimension.

Position Encoding The above $\hat{P} \in \mathbb{R}^{k*d}$ is a fixed and invariant coordinate embedding, which is obtained by calculating the sine position embedding vector defined in [18]:

$$\hat{P}_{i,j} = \begin{cases} \sin(i/10000^{j/d}) & j \bmod 2 = 0 \\ \cos(i/10000^{(j-1)/d}) & j \bmod 2 = 1 \end{cases}$$

Where $1 \leq i \leq k$ is the location and $1 \leq j \leq d$ is the dimension. In other words, each dimension of position embedding corresponds to a sine-curve.

\hat{I} and \hat{P} transform the obtained input sequence I into a vector in latent space by embedding the interaction and position respectively, and then adding the embedding vectors together. In order to embed E_{k+1} in to a vector in the latent space of the same shape, we use the information of last $k - 1$ exercises in the interaction to splice with E_{k+1} and transform them through \hat{E} and \hat{P} .

Projection After embedding, we use two projection matrices $W^I \in \mathbb{R}^{d*d}$, $W^E \in \mathbb{R}^{d*d}$ to project the respective vectors to different space linearly. The output of embedding layer are embedded vectors $\tilde{I} \in \mathbb{R}^{k*d}$, $\tilde{E} \in \mathbb{R}^{k*d}$

3.3 Deep Self-attentive Encoder-Decoder

Our proposed model DSAKT, based on the multi-head self-attention architecture proposed in [1], consist of an improved encoder-decoder mechanism as shown in Figure 1. The encoder takes the embedded vector $\tilde{I} = [\tilde{I}_1, \tilde{I}_2, \dots, \tilde{I}_k]$ as input and feeds the processed output $\tilde{T} = [\tilde{T}_1, \tilde{T}_2, \dots, \tilde{T}_k]$ to the decoder. The decoder receives \tilde{T} and another sequential input $\tilde{E} = [\tilde{E}_1, \tilde{E}_2, \dots, \tilde{E}_k]$ of the exercise embedding vector and generates the predicted response $\tilde{r} = [\tilde{r}_1, \tilde{r}_2, \dots, \tilde{r}_k]$.

$$\begin{cases} \tilde{T} = \text{Encoder}(\tilde{I}) \\ \tilde{r} = \text{Decoder}(\tilde{E}, \tilde{T}) \end{cases}$$

Multi-head Attention The most fundamental part of DSAKT is a multi-head self-attention mechanism. The "Scaled Dot-Product" proposed in [1] describes the attention as:

$$\text{Attention}(Q, K, V) = \text{Softmax}\left(\frac{QK^T}{\sqrt{d}}\right)V$$

where Q, K, V denotes the queries, keys and values respectively.

In the KT concept, our model should consider only first t interactions when predicting the result of $(t + 1)$ st exercise. Therefore, we need a masking mechanism to prevent the current position from noticing the subsequent position. We use an upper triangular to mask part of the matrix QK^T with $-\infty$, which makes the attention weight of the current position to the subsequent position return to zero after softmax operation.

$$\text{head}_i = \text{Softmax}(\text{Mask}\left(\frac{Q_i K_i^T}{\sqrt{d}}\right))V_i$$

In order to jointly attend to the information from different representative subspaces, we use different linear projection matrices to project the same query, key and value h times.

$$\text{Multihead}(Q, K, V) = \text{Concat}(\text{head}_1, \dots, \text{head}_h)W^O$$

Feed-Forward Networks The output vector obtained from the multi-head layer is still a linear combination of its inputs. Therefore, the feed-forward networks, which consists of two linear transformations with a ReLU activation in between, is used to add the non-linearity to the model.

$$\text{FFN}(x) = \max(0, xW_1 + b_1)W_2 + b_2$$

Residual Connection & Layer Normalization The residual connection proposed in [19] are used to propagate lower level features to higher levels, which making it easier for the model to take advantage of low-level information.

The results in [20] show that the normalized information across features helps to stabilize and accelerate the neural network. For the same purpose, the layer normalization is applied in our architecture.

We apply those two structures after each sub-layer, which means that the output of each sub-layer is actually $\text{LayerNorm}(x + \text{Sublayer}(x))$.

Encoder The encoder consists of a multi-head attention layer with an upper triangular mask followed by a feed-forward network. Formally, the encoder can be presented as:

$$\begin{cases} y = \text{LayerNorm}(x + \text{Multihead}(x, x, x)) \\ z = \text{LayerNorm}(y + \text{FFN}(y)) \\ \text{Encoder}(x) = z \end{cases}$$

Decoder Similar to the encoder, the decoder also contains a multi-head attention layer and a feed-forward network.

Unlike transformer’s design[1], our multi-head attention layer will be used twice with the same weight in the calculation. For the second time, the keys and values are the same vectors obtained from the encoder. The computation of decoder layer can be summarized as follows:

$$\begin{cases} y = \text{LayerNorm}(x_1 + \text{Multihead}(x_1, x_1, x_1)) \\ z = \text{LayerNorm}(y + \text{Multihead}(y, x_2, x_2)) \\ w = \text{LayerNorm}(z + \text{FFN}(z)) \\ \text{Decoder}(x_1, x_2) = w \end{cases}$$

3.4 Prediction Layer

Finally, each row of the vector \tilde{r} obtained above passes through the linear transformation layer with sigmoid activation to obtain the predicted value of response to the exercise.

$$\hat{r} = \text{Sigmoid}(\tilde{r}W + b)$$

3.5 Network Training

The purpose of the training is to minimize the negative logarithm likelihood of student response sequence observed in the model. The parameters are learned by minimizing the binary cross entropy loss between r and \hat{r}

$$\mathcal{L} = - \sum_i^k (r_i \log(\hat{r}_i) + (1 - r_i) \log(1 - \hat{r}_i))$$

4 EXPERIMENTS

4.1 Dataset

Table 1: Dataset Statistics

Dataset	Users	Skills	Interactions	Density
Pintia 1	3476	70	142K	0.585
Pintia 2	5816	188	225K	0.206
Pintia 3	1961	213	108K	0.260
Pintia 4	5354	213	316K	0.278
Pintia 5	6972	265	591K	0.320
ASSIST09	4219	26688	525K	0.005
ASSIST12	46676	179999	6123K	0.001

We trained the DSAKT model based on the following datasets. On each dataset we measure area under the curve (AUC). We compare our results to Deep Knowledge Tracing.

- Pintia (1-5): These datasets are all from PTA, a platform for the Online Judge. These data sets

are dense, with densities ranging from 0.2 to 0.6, as shown in Table 1. The Pintia datasets are characterized by a large number of "programming problems". Students may submit their answer repeatedly until they get it right.

- ASSISTment 2009²: The dataset is sparse as the density of this dataset is 0.005, shown in Table 1.
- ASSISTment 2012³: This dataset is the largest we used, but it’s the most sparse, with the density of 0.001, shown in Table 1.

4.2 Training Details

We compare our model with the existing KT method, DKT[8], and SAKT[17]. We implemented DSAKT with *PyTorch* and the Adam optimizer[21] with $\beta_1 = 0.9$, $\beta_2 = 0.999$ is employed to improved our model. We used the so-called Noam scheme[1] to schedule the learning rate with *warmup_steps* = 60. Models are trained with 80% data sets, and tested on the remaining data sets.

Batch sizes of 128 is adopted for all datasets. We used the generally optimal hyperparameters reported in their respective papers, and set the maximum length of the sequence k to be approximately proportional to the average practice per student. For Pintia, $k = 50$; For ASSIST $k = 100$. For DKT, we adopt hide the state dimension $d = 200$ in all dataset and this of SAKT on Pintia dataset and ASSIST dataset is 24 and 64, respectively. The parameter setting of DSAKT is consistent with that of SAKT.

We trained all our models on the same machine with a NVIDIA RTX 3090 GPU.

4.3 Results

Table 2: Student Performance prediction comparison.

Dataset	AUC			
	DKT	SAKT	DSAKT	Gain%
Pintia 1	0.737	0.736	0.754	2.45
Pintia 2	0.737	0.746	0.760	1.88
Pintia 3	0.737	0.741	0.764	3.10
Pintia 4	0.721	0.729	0.739	1.37
Pintia 5	0.735	0.744	0.757	1.75
ASSIST2009	0.746	0.761	0.769	1.05
ASSIST2012	0.717	0.737	0.748	1.49

The results in table 2 show that the DSAKT model performs better than SAKT and DKT model, especially on the Pintia dataset. On Pintia 3 dataset, DSAKT performs better than the competing approaches, achieving an AUC of 0.764 compared to 0.741 by SAKT, gaining a performance improvement of 3.10%.

²<https://sites.google.com/site/assistmentsdata/home/assistment-2009-2010-data>

³<https://sites.google.com/site/assistmentsdata/home/2012-13-school-data-with-affect>

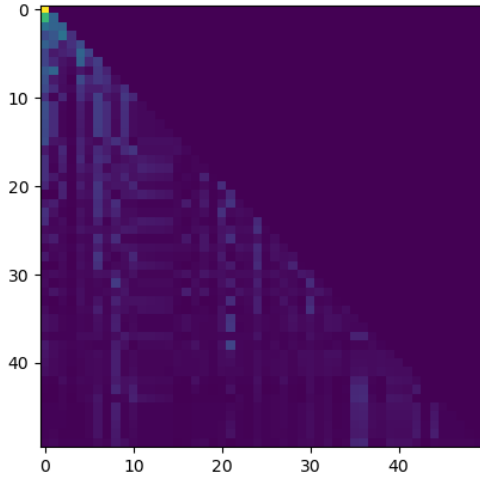


Figure 2: Visualizing attention weight of encoder in a small sample of PTA data

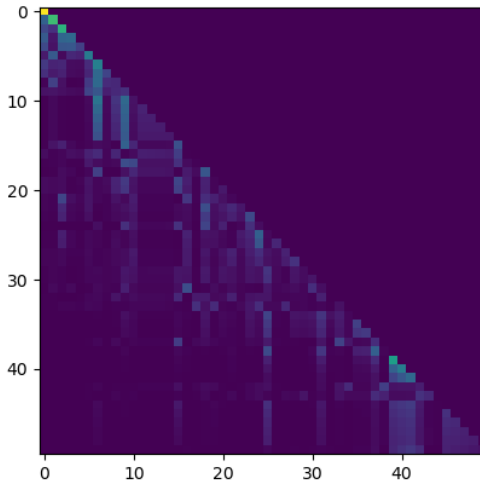


Figure 3: Visualizing attention weight of decoder in a small sample of PTA data

5 CONCLUSION

In this work, we proposed a new knowledge tracing model named Deep Self-Attentive Knowledge Tracing (DSAKT) and made it performed well on the data of PTA. This helps us develop a tutoring system for all those students doing practice on PTA to provide them valuable advice.

References

- [1] Ashish Vaswani, Noam Shazeer, Niki Parmar, Jakob Uszkoreit, Llion Jones, Aidan N. Gomez, Lukasz Kaiser, and Illia Polosukhin. Attention is all you need. *CoRR*, abs / 1706.03762, 2017.
- [2] Albert T. Corbett and John R. Anderson. Knowledge tracing : Modeling the acquisition of procedural knowledge. *User Modeling and User - Adapted Interaction*, 4(4):253 – 278, 1994.
- [3] Nguyen Thai Nghe, Lucas Drumond, Artus Krohn Grimmer, and Lars Schmidt Thieme. Recommender system for predicting student performance. *Procedia Computer Science*, 1(2):2811 – 2819, 2010. Proceedings of the 1st Workshop on Recommender Systems for Technology Enhanced Learning (RecSysTEL 2010).
- [4] Kangwook Lee, Jichan Chung, Yeongmin Cha, and Changho Suh. Machine learning approaches for learning analytics : Collaborative filtering or regression with experts. In *NIPS Workshop, Dec*, pages 1–11, 2016.
- [5] Ryan S. J. d. Baker, Albert T. Corbett, and Vincent Alevan. More accurate student modeling through contextual estimation of slip and guess probabilities in bayesian knowledge tracing. In Beverley P. Woolf, Esma Aïmeur, Roger Nkambou, and Susanne Lajoie, editors, *Intelligent Tutoring Systems*, pages 406–415, Berlin, Heidelberg, 2008. Springer Berlin Heidelberg.
- [6] Michael V Yudelson, Kenneth R Koedinger, and Geoffrey J Gordon. Individualized bayesian knowledge tracing models. In *International conference on artificial intelligence in education*, pages 171–180. Springer, 2013.
- [7] Michael Pedro, Ryan Baker, and Janice Gobert. Incorporating scaffolding and tutor context into bayesian knowledge tracing to predict inquiry skill acquisition. *Proceedings of the 6th International Conference on Educational Data Mining*, 01 2013.
- [8] Chris Piech, Jonathan Bassen, Jonathan Huang, Surya Ganguli, Mehran Sahami, Leonidas J. Guibas, and Jascha Sohl-Dickstein. Deep knowledge tracing. In Corinna Cortes, Neil D. Lawrence, Daniel D. Lee, Masashi Sugiyama, and Roman Garnett, editors, *Advances in Neural Information Processing Systems 28: Annual Conference on Neural Information Processing Systems 2015, December 7 - 12, 2015, Montreal, Quebec, Canada*, pages 505–513, 2015.
- [9] Chun Kit Yeung and Dit Yan Yeung. Addressing two problems in deep knowledge tracing via prediction - consistent regularization, 2018.
- [10] Jinze Wu, Zhenya Huang, Qi Liu, Defu Lian, Hao Wang, Enhong Chen, Haiping Ma, and Shijin Wang. Federated deep knowledge tracing. In *Proceedings of the 14th ACM International Conference on Web Search and Data Mining*, WSDM '21, page 662–670, New York, NY, USA, 2021. Association for Computing Machinery.
- [11] Jiani Zhang, Xingjian Shi, Irwin King, and Dit Yan Yeung. Dynamic key - value memory networks for knowledge tracing, 2017.
- [12] Adam Santoro, Sergey Bartunov, Matthew Botvinick, Daan Wierstra, and Timothy Lillicrap. One - shot

- learning with memory - augmented neural networks, 2016.
- [13] Mohammad Khajah, Robert V.Lindsey, and Michael C.Mozer. How deep is knowledge tracing ?, 2016.
 - [14] Wang Cheng Kang and Julian McAuley. Self - attentive sequential recommendation, 2018.
 - [15] Xia Sun, Xu Zhao, Bo Li, Yuan Ma, Richard Sutcliffe, and Jun Feng. Dynamic key-value memory networks with rich features for knowledge tracing. *IEEE Transactions on Cybernetics*, pages 1–7, 2021.
 - [16] Sherry Ruan, Wei Wei, and James A. Landay. Variational deep knowledge tracing for language learning. In Maren Scheffel, Nia Dowell, Srecko Joksimovic, and George Siemens, editors, *LAK'21: 11th International Learning Analytics and Knowledge Conference, Irvine, CA, USA, April 12-16, 2021*, pages 323–332. ACM, 2021.
 - [17] Shalini Pandey and George Karypis. A self - attentive model for knowledge tracing. *CoRR*, abs / 1907.06837, 2019.
 - [18] Jonas Gehring, Michael Auli, David Grangier, Denis Yarats, and Yann N.Dauphin. Convolutional sequence to sequence learning. *CoRR*, abs / 1705.03122, 2017.
 - [19] K. He, X. Zhang, S. Ren, and J. Sun. Deep residual learning for image recognition. In *2016 IEEE Conference on Computer Vision and Pattern Recognition (CVPR)*, pages 770 – 778, 2016.
 - [20] Jimmy Lei Ba, Jamie Ryan Kiros, and Geoffrey E.Hinton. Layer normalization, 2016.
 - [21] Diederik P.Kingma and Jimmy Ba. Adam: A method for stochastic optimization. In Yoshua Bengio and Yann LeCun, editors, *3rd International Conference on Learning Representations, ICLR 2015, San Diego, CA, USA, May 7 - 9, 2015, Conference Track Proceedings*, 2015.