

**Functional observers with linear error dynamics for discrete-time
nonlinear systems, with application to fault diagnosis**

Sunjeev Venkateswaran, Benjamin A. Wilhite, Costas Kravaris*

Texas A&M University, College Station, TX 77843-3122 USA

** corresponding author. Email: kravaris@tamu.edu*

Abstract: This work deals with the problem of designing observers for the estimation of a single function of the states for discrete-time nonlinear systems. Necessary and sufficient conditions for the existence of lower order functional observers with linear dynamics and linear output map are derived. The results provide a direct generalization to Luenberger's linear theory of functional observers. The application of the functional observer design methodology to fault detection and estimation is also investigated. Throughout the study the methods presented are tested on a non-isothermal CSTR case study.

1. INTRODUCTION

In control theory, a functional observer is an auxiliary system that is driven by the available system outputs and mirrors the dynamics of a physical process in order to estimate one or more functions of the system states (Luenberger 1971, 1966). Besides being of theoretical importance, the use of functional observers arises in many applications. For example, functional estimates are useful in feedback control system design because the control signal is often a linear combination of the states, and it is possible to utilize a functional observer to directly estimate the feedback control signal (Kravaris 2016, Luenberger 1971, 1966).

Over the past fifty years, considerable research has been carried out on estimating functions of the state vector for linear systems ever since Luenberger introduced the concept of functional observers in 1966 (Luenberger 1966) and proved that it is feasible to construct a functional observer with number of states equal to observability index minus one. Subsequent research has focused on lower order functional observers where necessary and sufficient conditions for their existence and stability have been derived (Darouach 2000, Moore and Ledwich 1975, Fairman and

Gupta 1980, Tsui 1986), and parametric approaches to the design of lower order functional observers (Trinh and Fernando 2011, Trinh, Tran, and Nahavandi 2006) and algorithms for solving the functional observer design conditions have also been developed (Tsui 1986, Trinh, Nahavandi, and Tran 2008, Fairman and Gupta 1980, Moore and Ledwich 1975). In a parallel direction, the problem of designing unknown input/ disturbance decoupled functional observers (Trinh, Fernando, and Nahavandi 2004, Trinh, Teh, and Ha 2008, Xiong and Saif 2003) and functional observers for systems with time delays (Trinh 1999, Trinh, Teh, and Fernando 2010) have also been tackled. In fact, strong connections between the design of functional observers for linear systems with unknown inputs and the design of delay-free functional observers for time-delay systems have been established (Trinh and Fernando 2011). This implies that the design of linear functional observers for these systems can be done under the general framework of linear functional unknown input observers (Trinh and Fernando 2011).

For nonlinear systems, functional observers for Lipschitz systems (Zhu and Han 2002, Thau 1973) and a class of nonlinear systems that can be decomposed as sum of Lipschitz and non-Lipschitz parts (Trinh and Fernando 2011) (with the non-Lipschitz part considered as an unknown input/disturbance) have been developed. More recently, the problem of designing functional observers for estimating a single nonlinear functional has been tackled for general nonlinear systems from the point of view of observer error linearization (Kravaris 2016) and the approach has been extended to a disturbance decoupled fault detection and isolation (Venkateswaran et al. 2020). For discrete-time nonlinear systems, however, results have been limited. The goal of the present work is to develop a direct generalization of Luenberger's functional observers to discrete time nonlinear systems. The concept of functional observers for discrete-time nonlinear systems is defined and the observer design problem is considered from the point of view of observer error

linearization and is analogous to the methods in (Kravaris 2016, Venkateswaran et al. 2020). It will be shown that, with the proposed formulation, easy-to-check necessary and sufficient conditions for the existence of such a functional observer can be derived, leading to simple formulas for observer design with eigenvalue assignment. Furthermore, the formulation also lends itself to fault detection and estimation in discrete-time nonlinear systems and this will also be investigated.

The outline of this present study is as follows. In the next couple of sections, the notion of functional observer for discrete time nonlinear systems will be defined in a manner completely analogous to Luenberger's definition (Luenberger 1966, 1971) for linear systems and different approaches to solve the functional observer design problem will be outlined. Following this, notions of observer error linearization will be defined, and then necessary and sufficient conditions will be derived for the solution of the linearization problem, as well as a simple formula for the resulting functional observer. Subsequent sections will study the use of the functional observers to detect and estimate faults in the presence of uncertainties/disturbances. Throughout the paper, the functional observer design scheme and the fault detection and estimation capabilities will be tested on a non-isothermal CSTR case study.

2. FUNCTIONAL OBSERVERS FOR DISCRETE-TIME NONLINEAR SYSTEMS

Consider a discrete- time nonlinear system described by:

$$\begin{aligned}x(k + 1) &= F(x(k)) \\ y(k) &= H(x(k)) \\ z(k) &= q(x(k))\end{aligned}\tag{2.1}$$

where:

$x \in \mathbb{R}^n$ is the system state

$y \in \mathbb{R}^p$ is the vector of measured outputs

$z \in \mathbb{R}$ is the (scalar) output to be estimated

and $F: \mathbb{R}^n \rightarrow \mathbb{R}^n, H: \mathbb{R}^n \rightarrow \mathbb{R}^p, q: \mathbb{R}^n \rightarrow \mathbb{R}$ are smooth nonlinear functions. The objective is to construct a functional observer of order $\nu < n$, which generates an estimate of the output z , driven by the output measurement y .

In complete analogy to Luenberger's construction for the linear case, we seek a mapping

$$\xi = T(x) = \begin{bmatrix} T_1(x) \\ \vdots \\ T_\nu(x) \end{bmatrix}$$

from \mathbb{R}^n to \mathbb{R}^ν , to immerse system (2.1) to a ν -th order system ($\nu < n$), with input y and output z :

$$\xi(k+1) = \varphi(\xi(k), y(k)) \quad (2.2)$$

$$z(k+1) = \omega(\xi(k), y(k))$$

But in order for system (2.1) to be mapped to system (2.2) under the mapping $T(x)$, the following relations have to hold

$$\varphi(T(x), H(x)) = T(F(x)) \quad (2.3)$$

$$\omega(T(x), H(x)) = q(x) \quad (2.4)$$

The foregoing considerations lead to the following definition of a functional observer:

Definition 1: Given a dynamic system

$$x(k+1) = F(x(k)) \quad (2.1)$$

$$y(k) = H(x(k))$$

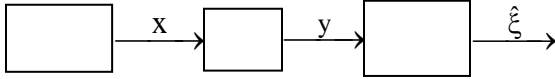
$$z(k) = q(x(k))$$

where $F: \mathbb{R}^n \rightarrow \mathbb{R}^n, H: \mathbb{R}^n \rightarrow \mathbb{R}^p, q: \mathbb{R}^n \rightarrow \mathbb{R}$ are smooth nonlinear functions, y is the vector of measured outputs and z is the scalar output to be estimated, the system

$$\hat{\xi}(k+1) = \varphi(\hat{\xi}(k), y(k)) \quad (2.5)$$

$$\hat{z}(k+1) = \omega(\hat{\xi}(k), y(k))$$

if in the series connection



the overall dynamics

$$x(k+1) = F(x(k))$$

$$\hat{\xi}(k+1) = \varphi(\hat{\xi}(k), H(x(k)))$$

possesses an invariant manifold $\hat{\xi} = T(x)$ with the property that $q(x) = \omega(T(x), H(x))$.

If the functional observer (2.5) is initialized consistently with the system (2.1) i.e. if

$\hat{\xi}(0) = T(x(0))$, then $\hat{\xi}(k) = T(x(k))$, $\forall k \in \mathbb{N}$ and therefore

$$\hat{z}(k) = \omega(\hat{\xi}(k), y(k)) = \omega(T(x(k)), H(x(k))) = q(x(k)) \quad \forall k \in \mathbb{N} \quad , \text{ which means that the}$$

functional observer will be able to exactly reproduce $z(k)$.

In the presence of initialization errors, additional stability requirements will need to be imposed on the $\hat{\xi}$ -dynamics, for the estimate $\hat{z}(k)$ to asymptotically converge to $z(k)$.

At this point, it is important to examine the special case of a linear system, where $F(x) = Fx$, $H(x) = Hx$, $q(x) = qx$ with F , H , q being $n \times n$, $p \times n$, $1 \times n$ matrices respectively, and a linear mapping $T(x) = Tx$ is considered. Definition 1 tells us that for a linear time-invariant system

$$x(k+1) = Fx(k) \quad (2.6)$$

$$y(k) = Hx(k)$$

$$z(k) = qx(k)$$

the system

$$\hat{\xi}(k+1) = A\hat{\xi}(k) + By(k) \quad (2.7)$$

$$\hat{z}(k) = C\hat{\xi}(k) + Dy(k)$$

will be a functional observer if the following conditions are met:

$$TF = AT + BH$$

$$q = CT + DH$$

for some $v \times n$ matrix T . These are exactly the discrete-time version of Luenberger's conditions for a functional observer for linear continuous time-invariant systems (Luenberger 1971, 1966).

3. DESIGNING LOWER-ORDER FUNCTIONAL OBSERVERS

For the design of a functional observer, one must be able to find a continuous map $T(x) = \begin{bmatrix} T_1(x) \\ \vdots \\ T_v(x) \end{bmatrix}$

to satisfy conditions (2.3) and (2.4) i.e. such that $T_j(F(x)), j = 1, \dots, v$ is a function of $T_1(x), \dots, T_v(x), H(x)$ and $q(x)$ is a function of $T_1(x), \dots, T_v(x), H(x)$

However, such scalar functions $T_1(x), \dots, T_v(x)$ may not exist, if v is too small. Moreover, even when they do exist, there is an additional very important requirement: Since

$T(F(x)) = \varphi(T(x), H(x))$ will define the right-hand side of the functional observer's dynamics, it must be such that the functional observer's dynamics is stable and the decay of the error is sufficiently rapid.

All the above requirements can be satisfied if $\begin{cases} x(k+1) = F(x(k)) \\ y(k) = H(x(k)) \end{cases}$ is linearly observable and

$$v = n - p:$$

Available design methods for reduced-order state observers (Boutayeb and Darouach 2000) generate a functional observer of order $v = n - p$, by only modifying the output map of the observer (so that the estimate of z is the observer output instead of the entire state vector).

The question is whether a lower order $v < n - p$ would be feasible and how to go about designing the functional observer. This is not an easy question because we will be trying to impose too many requirements at the same time.

For constructing the functional observer, one possible way involves identifying functions $T_1(x), \dots, T_v(x)$ such that $T_j(F(x)), j = 1, \dots, v$ and $q(x)$ can be expressed as functions of $T_1(x), \dots, T_v(x)$ and the measured output. The second step is then to check stability of the error dynamics. This approach might be successful if the selection of $T_1(x), \dots, T_v(x)$ could be directed by physical intuition.

Alternatively, one could try to follow the opposite path. As a first step, try to enforce stability: given some desirable dynamics for the observer $\hat{\xi}(k+1) = \varphi(\hat{\xi}, y)$, with φ so as to guarantee

stability and rapid decay of the error, find $T(x) = \begin{bmatrix} T_1(x) \\ \vdots \\ T_v(x) \end{bmatrix}$ so that $T(F(x)) = \varphi(T(x), H(x))$. The

second step will then be to check if $q(x)$ can be expressed as a function of $T(x)$ and $H(x)$.

4. EXACT LINEARIZATION OF A FUNCTIONAL OBSERVER

Along the second line of attack of the functional observer design problem, the most natural φ - function to work with is the linear one:

$$\varphi(\xi, y) = A\xi + By$$

It will then be the eigenvalues of the matrix A that will determine stability of the functional observer and the rate of decay of the error.

If we can find a continuously differentiable map $T(x)$ to satisfy the corresponding condition (2.3), i.e. to be a solution of the functional equation

$$T(F(x)) = AT(x) + BH(x)$$

for some Hurwitz matrix A , and if in addition $T(x)$ satisfies condition (2.4), i.e. that $q(x)$ can be expressed as a function of $T(x)$ and $H(x)$, then we have a stable functional observer with linear dynamics. This leads to the Functional Observer Linearization Problem.

Functional Observer Linearization Problem

Given a system of the form (2.1), find a functional observer of the form

$$\begin{aligned} \hat{\xi}(k+1) &= A\hat{\xi}(k) + By(k) \\ \hat{z}(k) &= C\hat{\xi}(k) + Dy(k) \end{aligned} \tag{4.1}$$

where A, B, C, D are $v \times v, v \times p, 1 \times v, 1 \times p$ matrices respectively, with A having stable eigenvalues. Equivalently, find a continuously differentiable mapping $T: \mathbb{R}^n \rightarrow \mathbb{R}^v$ such that

$$T(F(x)) = AT(x) + BH(x) \quad (4.2)$$

and

$$q(x) = CT(x) + DH(x) \quad (4.3)$$

Assuming that the above problem can be solved, the resulting error dynamics will be linear:

$$\begin{aligned} \hat{\xi}(k+1) - T(x(k+1)) &= A(\hat{\xi}(k) - T(x(k))) \\ \hat{z}(k) - z(k) &= C(\hat{\xi}(k) - T(x(k))) \end{aligned} \quad (4.4)$$

from which $\hat{z}(k) - z(k) = CA^k(\hat{\xi}(0) - T(x(0)))$.

With the matrix A having eigenvalues in the interior of the unit disc, the effect of the initialization error $\hat{\xi}(0) - T(x(0))$ will die out, and $\hat{z}(k)$ will approach $z(k)$ asymptotically.

Remark: It is possible to formulate a linearization problem in a slightly more general manner by including additive nonlinear output injection terms in the functional observer and a possibly nonlinear output map

$$\hat{\xi}(k+1) = A\hat{\xi}(k) + \mathcal{B}(y(k)) \quad (4.5)$$

$$\hat{z}(k) = \omega(\hat{\xi}(k), y(k))$$

where $\mathcal{B}(\cdot) \mathbb{R}^p \rightarrow \mathbb{R}^v$ is the nonlinear output injection term. This generalization will also be considered in the next section.

In order to solve the Functional Observer Linearization Problem, it is natural to first try to solve the system of functional equations (4.2) given some small-size matrix A with fast enough

eigenvalues, and then check to see if $q(x)$ can be expressed as a function of $T(x)$ and $H(x)$ according to (4.3). If it can, we have a functional observer with linear error dynamics; if not, we can try a different matrix A with different eigenvalues and/or larger size, up until we can satisfy both conditions.

The above approach will be feasible as long as the system of functional equations (4.2) is solvable. The following Proposition is an immediate consequence of Smajdor's Theorem (Smajdor 1968). (See also (Kazantzis and Kravaris 2001))

Proposition 1: Let $F: \mathbb{R}^n \rightarrow \mathbb{R}^n, \eta: \mathbb{R}^n \rightarrow \mathbb{R}^v$ be real analytic functions with $F(0) = 0, \eta(0) = 0$ and denote by $\sigma(F)$ the set of eigenvalues of $\frac{\partial F}{\partial x}(0)$ that are all either entirely inside or outside the unit disc. Also, let A be a $v \times v$ matrix. Suppose the eigenvalues $\sigma(F)$ are not related to the eigenvalues $\lambda_j (j = 1, 2, \dots, v)$ of A through any equation of the form $\prod_{i=1}^n k_i^{m_i} = \lambda_j$ with $k_i \in \sigma(F)$, and m_i are nonnegative integers, not all zero. Then the system of functional equations

$$T(F(x)) = AT(x) + \eta(x) \quad (4.6)$$

with initial condition $T(0) = 0$, admits a unique real analytic solution $T(x)$ in a neighborhood of $x = 0$.

5. NECESSARY AND SUFFICIENT CONDITIONS FOR SOLVABILITY OF THE FUNCTIONAL OBSERVER LINEARIZATION PROBLEM

The trial-and-error approach outlined in the previous section is in principle feasible, but it is far from being practical due to the computational effort involved in solving (4.2), which will be multiplied by the number of trials until (4.3) is satisfied.

To be able to develop a practical approach for designing functional observers, it would be helpful to develop criteria to check if for a given set of v eigenvalues, there exists a functional observer whose error dynamics is governed by these eigenvalues. This will be done in the present Section for the Functional Observer Linearization Problem.

The main result is as follows:

***Proposition 2:** Under the assumptions of Proposition 1, for a real analytic nonlinear system of the form (2.1), there exists a functional observer of the form*

$$\hat{\xi}(k+1) = A\hat{\xi}(k) + By(k) \quad (4.1)$$

$$\hat{z}(k) = C\hat{\xi}(k) + Dy(k)$$

with the eigenvalues of A being the roots of a given polynomial $\lambda^v + \alpha_1\lambda^{v-1} + \dots + \alpha_{v-1}\lambda + \alpha_v$,

if and only if $qF^v(x) + \alpha_1qF^{v-1}(x) + \dots + \alpha_{v-1}qF(x) + \alpha_vq(x)$ is \mathbb{R} -linear combination of $H_j(x), H_jF(x), \dots, H_jF^v(x), j = 1, \dots, p$, where in the above we have used the notation

$$F^j(x) = \underbrace{F \circ F \dots F \circ F(x)}_{j \text{ times}} \text{ and } H_jF(x) = (H_j \circ F)(x)$$

Proof: Necessity: Suppose that there exists $T(x) = \begin{bmatrix} T_1(x) \\ T_2(x) \\ \vdots \\ T_v(x) \end{bmatrix}$ such that (4.2) is satisfied, i.e

$$\begin{bmatrix} T_1F(x) \\ T_2F(x) \\ \vdots \\ T_vF(x) \end{bmatrix} = A \begin{bmatrix} T_1(x) \\ T_2(x) \\ \vdots \\ T_v(x) \end{bmatrix} + \begin{bmatrix} B_1H(x) \\ B_2H(x) \\ \vdots \\ B_vH(x) \end{bmatrix}$$

where B_1, \dots, B_v denote the rows of the matrix B . Now, we find that for $k=1,2,3\dots$

$$\begin{bmatrix} T_1 F^k(x) \\ T_2 F^k(x) \\ \vdots \\ T_v F^k(x) \end{bmatrix} = A^k \begin{bmatrix} T_1(x) \\ T_2(x) \\ \vdots \\ T_v(x) \end{bmatrix} + \begin{bmatrix} (A^{k-1}B)_1 H(x) + (A^{k-2}B)_1 HF(x) + \cdots + (B_1 HF^{k-1}(x)) \\ (A^{k-1}B)_2 H(x) + (A^{k-2}B)_2 HF(x) + \cdots + (B_2 HF^{k-1}(x)) \\ \vdots \\ (A^{k-1}B)_v H(x) + (A^{k-2}B)_v HF(x) + \cdots + (B_v HF^{k-1}(x)) \end{bmatrix}$$

and we can calculate

$$\begin{aligned} T_i F^v(x) + \alpha_1 T_i F^{v-1}(x) + \cdots + \alpha_v T_i(x) &= ((A^{v-1}B)_i + \alpha_1 (A^{v-2}B)_i + \cdots + \alpha_{v-1} B_i) H(x) \\ &\quad + ((A^{v-2}B)_i + \cdots + \alpha_{v-2} B_i) HF(x) + \cdots + (B_i HF^{v-1}(x)) \end{aligned}$$

where $\alpha_1, \alpha_2, \dots, \alpha_v$ are the coefficients of the characteristic polynomial of the matrix A.

At the same time the mapping $T(x)$ must satisfy (4.3) and we can calculate

$$\begin{aligned} qF^v(x) + \alpha_1 qF^{v-1}(x) + \cdots + \alpha_v q(x) &= (CA^{v-1}B + \alpha_1 CA^{v-2}B + \cdots + \alpha_{v-1}CB + \alpha_v D)H(x) \\ &\quad + (CA^{v-2}B + \cdots + \alpha_{v-2}CB + \alpha_{v-1}D)HF(x) + \cdots + (CB + \alpha_1 D)HF^{v-1}(x) + DHF^v(x) \end{aligned}$$

That is,

$$\begin{aligned} qF^v(x) + \alpha_1 qF^{v-1}(x) + \cdots + \alpha_v q(x) \\ = \beta_0 HF^v(x) + \beta_1 HF^{v-1}(x) + \cdots + \beta_{v-1} HF(x) + \beta_v H(x) \end{aligned} \quad (5.1)$$

where

$$\begin{aligned} \beta_0 &= D \\ \beta_1 &= CB + \alpha_1 D \\ \beta_2 &= CAB + \alpha_1 CB + \alpha_2 D \\ &\vdots \\ \beta_{v-1} &= CA^{v-2}B + \cdots + \alpha_{v-2}CB + \alpha_{v-1}D \\ \beta_v &= CA^{v-1}B + \alpha_1 CA^{v-2}B + \cdots + \alpha_{v-1}CB + \alpha_v D \end{aligned} \quad (5.2)$$

Which proves that $qF^{v-1}(x) + \alpha_1 qF^{v-1}(x) + \cdots + \alpha_{v-1} qF(x) + \alpha_v q(x)$ is \mathbb{R} -linear combination of $H_j(x), H_j F(x), \dots, H_j F^v(x), j = 1, \dots, p$,

Sufficiency: Suppose that there exist constant row vectors $\beta_0, \beta_1, \dots, \beta_{v-1}, \beta_v$ that satisfy (5.1).

Consider the following choices of (A, B, C, D) matrices:

$$A = \begin{bmatrix} 0 & 0 & \cdots & 0 & -\alpha_v \\ 1 & 0 & \cdots & 0 & -\alpha_{v-1} \\ \vdots & \vdots & \ddots & \vdots & \vdots \\ 0 & \cdots & 1 & 0 & -\alpha_2 \\ 0 & \cdots & 0 & 1 & -\alpha_1 \end{bmatrix}, \quad B = \begin{bmatrix} \beta_v - \alpha_v \beta_0 \\ \beta_{v-1} - \alpha_{v-1} \beta_0 \\ \beta_{v-2} - \alpha_{v-2} \beta_0 \\ \vdots \\ \beta_1 - \alpha_1 \beta_0 \end{bmatrix}, \quad C = [0 \ 0 \ \cdots \ 0 \ 1], \quad D = \beta_0 \quad (5.3)$$

For the above A and C matrices (in observer canonical form), the design conditions (4.2) and (4.3)

can be written component-wise as follows:

$$T_1 F(x) + \alpha_v T_v(x) - B_1 H(x) = 0 \quad (5.4)$$

$$T_2 F(x) - T_1(x) + \alpha_{v-1} T_v(x) - B_2 H(x) = 0 \quad (5.5)$$

\vdots

$$T_v F(x) - T_{v-1}(x) + \alpha_1 T_v(x) - B_v H(x) = 0 \quad (5.6)$$

$$T_v(x) + DH(x) = q(x) \quad (5.7)$$

We observe that the above equations are easily solvable sequentially for $T_v(x), T_{v-1}(x), \dots, T_1(x)$,

starting from the last equation and going up. In particular, for the chosen B and D matrices, we

find from (5.7), (5.6), \dots , (5.5):

$$T_v(x) = -\beta_0 H(x) + q(x)$$

$$T_{v-1}(x) = -\beta_0 H F(x) - \beta_1 H(x) + q F(x) + \alpha_1 q(x)$$

\vdots

$$\begin{aligned} T_1(x) = & -\beta_0 H F^{v-1}(x) - \cdots - \beta_{v-2} H F(x) - \beta_{v-1} H(x) + q F^{v-1}(x) + \alpha_1 q F^{v-2}(x) + \cdots \\ & + \alpha_{v-1} q(x) \end{aligned}$$

whereas (5.4) gives:

$$\begin{aligned} & \beta_0 H F^v(x) + \beta_1 H F^{v-1}(x) + \cdots + \beta_{v-1} H F(x) + \beta_v H(x) \\ & = q F^v(x) + \alpha_1 q F^{v-1}(x) + \cdots + \alpha_v q(x) \end{aligned}$$

which is exactly (5.1). Thus, we have proved that

$$T(x) = \begin{bmatrix} -\beta_0 HF^{v-1}(x) - \dots - \beta_{v-2} HF(x) - \beta_{v-1} H(x) + qF^{v-1}(x) + \alpha_1 qF^{v-2}(x) + \dots + \alpha_{v-1} q(x) \\ \vdots \\ -\beta_0 HF(x) - \beta_1 H(x) + qF(x) + \alpha_1 q(x) \\ -\beta_0 H(x) + q(x) \end{bmatrix} \quad (5.8)$$

satisfies the design conditions (4.2) and (4.3) when $\beta_0, \beta_1, \dots, \beta_{v-1}, \beta_v$ satisfy (5.1) and the A, B, C, D matrices are chosen according to (5.3).

It is important to observe that the sufficiency part of the proof is constructive: it gives an explicit solution of the design equations (4.2) and (4.3) in terms of the vectors $\beta_0, \beta_1, \dots, \beta_{v-1}, \beta_v$ that satisfy (5.1).

Remark 5.1 The linear functional observer is amenable to a slight generalization involving additive nonlinear output injection terms:

$$\hat{\xi}(k+1) = A\hat{\xi}(k) + \mathcal{B}(y(k)) \quad (4.5)$$

$$\hat{z}(k+1) = \omega(C\hat{\xi}(k), y(k))$$

and in particular, with an implicitly defined output map:

$$\hat{\xi}(k+1) = A\hat{\xi}(k) + \mathcal{B}(y(k))$$

$$\hat{z}(k) \text{ is the solution of } \wp(\hat{z}(k), y(k)) = C\hat{\xi}(k) \quad (5.9)$$

where $\wp: \mathbb{R} \times \mathbb{R}^p \rightarrow \mathbb{R}$ is a function such that the equation $\wp(z, y) = \zeta$ is uniquely solvable with respect to z. A system of the above form will be a functional observer for system (2.1) if there exists a mapping $T(x)$ that satisfies

$$T(F(x)) = AT(x) + \mathcal{B}(H(x)) \quad (5.10)$$

and

$$\wp(q(x), H(x)) = CT(x) \quad (5.11)$$

Following the same steps as in the proof of Proposition 2, we can prove the following:

Proposition 2': Under the assumptions of Proposition 1, for a real analytic nonlinear system of the form (2.1), there exists a functional observer of the form (5.9) with the eigenvalues of A being the roots of a given polynomial $\lambda^v + \alpha_1 \lambda^{v-1} + \dots + \alpha_{v-1} \lambda + \alpha_v$, if and only if there exist functions $\beta_0: \mathbb{R} \times \mathbb{R}^p \rightarrow \mathbb{R}$ and $\beta_1, \dots, \beta_v: \mathbb{R}^p \rightarrow \mathbb{R}$ such that

$$\begin{aligned} & \beta_0(qF^v(x), HF^v(x)) + \alpha_1 \beta_0(qF^{v-1}(x), HF^{v-1}(x)) + \dots + \alpha_{v-1} \beta_0(qF(x), HF(x)) + \\ & \alpha_v \beta_0(q(x), H(x)) = \beta_1(H(x)) + \beta_2(HF(x)) + \dots + \beta_v(HF^{v-1}(x)) \end{aligned} \quad (5.12)$$

If such functions can be found, the functional observer can be built by using

$$\begin{aligned} A &= \begin{bmatrix} 0 & 0 & \dots & 0 & -\alpha_v \\ 1 & 0 & \dots & 0 & -\alpha_{v-1} \\ \vdots & \vdots & \ddots & \vdots & \vdots \\ 0 & \dots & 1 & 0 & -\alpha_2 \\ 0 & \dots & 0 & 1 & -\alpha_1 \end{bmatrix}, B(y) = \begin{bmatrix} \beta_1(y) \\ \beta_2(y) \\ \beta_3(y) \\ \vdots \\ \beta_v(y) \end{bmatrix} \\ C &= [0 \ 0 \ \dots \ 0 \ 1], \wp(q(x), H(x)) = \beta_0(z, y) \end{aligned} \quad (5.13)$$

and

$$\begin{aligned} T_1(x) &= \beta_0(qF^{v-1}(x), HF^{v-1}(x)) + \alpha_1 \beta_0(qF^{v-2}(x), HF^{v-2}(x)) + \dots \\ &+ \alpha_{v-2} \beta_0(qF(x), HF(x)) + \alpha_{v-1} \beta_0(q(x), H(x)) - \beta_2(H(x)) - \dots \\ &- L_F^{v-2}(\beta_v(H(x))) \\ &\vdots \\ T_{v-2}(x) &= \beta_0(qF^2(x), HF^2(x)) + \alpha_1 \beta_0(qF(x), HF(x)) + \\ &\alpha_2 \beta_0(q(x), H(x)) - \beta_{v-1}(H(x)) - \beta_v(HF(x)) \end{aligned} \quad (5.14)$$

$$T_{v-1}(x) = \beta_0(qF(x), HF(x)) + \alpha_1\beta_0(q(x), H(x)) - \beta_v(H(x))$$

$$T_v(x) = \beta_0(q(x), H(x))$$

6. LOWER-ORDER FUNCTIONAL OBSERVERS FOR LINEAR SYSTEMS

The results of the previous section can now be specialized to linear time-invariant systems. The following is a Corollary to Proposition 2.

Proposition 3: *For a linear time-invariant system of the form*

$$x(k+1) = Fx(k) \tag{2.6}$$

$$y(k) = Hx(k)$$

$$z(k) = qx(k)$$

there exists a functional observer of the form

$$\hat{\xi}(k+1) = A\hat{\xi}(k) + By(k) \tag{2.7}$$

$$\hat{z}(k) = C\hat{\xi}(k) + Dy(k)$$

with the eigenvalues of A being the roots of a given polynomial $\lambda^v + \alpha_1\lambda^{v-1} + \dots + \alpha_{v-1}\lambda + \alpha_v$,

if and only if

$$(qF^v + \alpha_1qF^{v-1} + \dots + \alpha_{v-1}qF + \alpha_vq) \in \text{span}\{H_j, H_jF, \dots, H_jF^v, j = 1, \dots, p\} \tag{6.1}$$

The above Proposition provides a simple and easy-to-check feasibility criterion for a lower-order functional observer with a pre-specified set of eigenvalues governing the error dynamics. Moreover, an immediate consequence of the Proposition 3 is the following:

Corollary: Consider a linear time-invariant system of the form (2.6) with observability index v_o . Then, there exists a functional observer of the form (2.7) of order $v = v_o - 1$ and arbitrarily assigned eigenvalues.

The result of the Corollary, derived through a different approach, is exactly the discrete-time version of Luenberger's result for functional observers for continuous linear time-invariant systems (Luenberger 1966, 1971).

7. NON-ISOTHERMAL CSTR CASE STUDY

Consider a non-isothermal Continuous Stirred Tank Reactor (CSTR) undergoing N-alkyl pyridine oxidation with hydrogen peroxide. The product of the reaction, Alkyl Pyridine N-Oxides is an important intermediate in several important reactions in pharmaceutical industry including the production of anti-ulcer and anti-inflammatory drugs (Cui, Mannan, and Wilhite 2015).

It is assumed the reactor is well-mixed and has constant volume with an inlet stream containing N-methyl pyridine (A) + catalyst Z (assumed to be fully dissolved) and hydrogen peroxide (B). The catalyst is assumed to be completely dissolved in the pyridine stream and its concentration is assumed to be constant in the reactor (Cui, Mannan, and Wilhite 2015) The dynamics of the reactor (Cui, Mannan, and Wilhite 2015) is described by:

$$\frac{dC_A}{dt} = \frac{F}{V}(C_{A,in} - C_A) - R(C_A, C_B, \theta)$$

$$\frac{dC_B}{dt} = \frac{F}{V}(C_{B,in} - C_B) - R(C_A, C_B, \theta)$$

$$\frac{d\theta}{dt} = \frac{F}{V}(\theta_{in} - \theta) - \frac{US_A}{\rho c_p V}(\theta - \theta_j) + \frac{-\Delta H_R}{\rho c_p} R(C_A, C_B, \theta) \quad (7.1)$$

$$\frac{d\theta_j}{dt} = \frac{F_j}{V_j}(\theta_{j,in} - \theta_j) + \frac{US_A}{\rho_j c_{pj} V_j}(\theta - \theta_j)$$

$$y_1 = \theta$$

$$y_2 = \theta_j$$

Where $R(C_A, C_B, \theta) = \frac{A_1 e^{-\frac{E_1}{\theta}} A_2 e^{-\frac{E_2}{\theta}} C_A C_B Z}{1 + A_2 e^{-\frac{E_2}{\theta}} C_B} + A_3 e^{-\frac{E_3}{\theta}} C_A C_B$ is the reaction rate and

the state vector $x = [C_A, C_B, \theta, \theta_j]$ consists of N-methyl pyridine concentration, hydrogen peroxide concentration, reactor temperature and coolant temperature of the outlet and $C_{A,in}, C_{B,in}, \theta_{in}, \theta_{j,in}$ represent the inlet values of the state values. F and F_j are the inlet feeds and coolant flowrates respectively. V and V_j are the reactor volume and cooling jacket volume respectively. Parameters A_1, A_2, A_3 are the pre-exponential factors in the reaction rate. ΔH_R is the enthalpy of the reaction. ρ, c_p and ρ_j, c_{pj} are the densities and heat capacities of the reactor contents and cooling fluid respectively.

The parameter values are as follows, $C_{A,in} = 2 \frac{mol}{L}, C_{B,in} = 1.5 \frac{mol}{L}, \theta_{in} = 373 K, \theta_{j,in} = 300 K, F = 0.1 \frac{L}{min}, F_j = 1 \frac{L}{min}, V = 0.5 L, V_j = 3 \times 10^{-2} L, A_1 = e^{8.08} L mol^{-1} s^{-1}, A_2 = e^{28.12} L mol^{-1} s^{-1}, A_3 = e^{25.12} L mol^{-1}, \Delta H_R = -160 \frac{kJ}{mol}, \rho = 1200 \frac{g}{L}, \rho_j = 1000 \frac{g}{L}, c_{pj} = 3 \frac{J}{gK}, c_p = 3.4 \frac{J}{gK}, U = 0.942 \frac{W}{m^2 K}, S_A = 1 m^2, Z = 0.0021 \frac{mol}{L}, E_1 = 3952 K, E_2 = 7927 K, E_3 = 12989 K.$

The model equations (7.1) are discretized using Euler's method. This is easy to implement and preserves the nonlinearities of the original continuous-time system. The discretized equations are

$$\begin{aligned}
C_A(k+1) &= C_A(k) + \delta_t \left(\frac{F}{V} (C_{A,in} - C_A(k)) - R(C_A(k), C_B(k), \theta(k)) \right) \\
C_B(k+1) &= C_B(k) + \delta_t \left(\frac{F}{V} (C_{B,in} - C_B(k)) - R(C_A(k), C_B(k), \theta(k)) \right) \\
\theta(k+1) &= \theta(k) + \delta_t \left(\frac{-\Delta H_R}{\rho c_p} R(C_A(k), C_B(k), \theta(k)) \right) + \delta_t \left(\frac{F}{V} (\theta_{in} - \theta(k)) - \frac{US_A}{\rho c_p V} (\theta(k) - \theta_j(k)) \right) \\
\theta_j(k+1) &= \theta_j(k) + \delta_t \left(\frac{F_j}{V_j} (\theta_{j,in} - \theta_j(k)) + \frac{US_A}{\rho_j c_{pj} V_j} (\theta(k) - \theta_j(k)) \right)
\end{aligned} \tag{7.2}$$

$$y_1(k) = \theta(k)$$

$$y_2(k) = \theta_j(k)$$

Where $\delta_t = 0.05s$ is the sampling rate. The reactor temperature θ and the coolant temperature θ_j are measured. Both N-methyl pyridine and hydrogen peroxide are hazardous chemicals and it is important to monitor the sum of the concentration of these chemicals in the reactor. Thus, our goal is to design a functional observer that tracks the total concentration of the reactants $z(k) = C_A(k) + C_B(k)$ in the reactor.

The initial condition of the reactor is $C_A(0) = 0, C_B(0) = 0, \theta(0) = 300, \theta_j(0) = 300$ and the model is can be converted to deviation form $C'_A = C_A - C_{A,ref}, C'_B = C_B - C_{B,ref}, \theta' = \theta - \theta_{ref}, \theta'_j = \theta_j - \theta_{j,ref}$ and $y'_1 = \theta', y'_2 = \theta'_j$ where the subscript ref denotes reference steady state value, with $C_{A,ref} = 0.6718 \frac{mol}{L}, C_{B,ref} = 0.1718 \frac{mol}{L}, \theta_{ref} = 409.8698, \theta_{j,ref} = 300.0254$

A scalar functional observer is built ($\nu = 1$) and the necessary and sufficient condition (5.1) is satisfied for the following choice of $\beta_0, \beta_1 \in \mathbb{R}^2$ and $\alpha_1 \in \mathbb{R}$

$$\begin{aligned}\beta_0 &= \left[-\frac{2\rho c_p}{-\Delta H_R}, 1 \right] \\ \beta_1 &= \left[\frac{2\rho c_p}{-\Delta H_R} \left(1 - \frac{F\delta_t}{V} - \frac{US_A\delta_t}{\rho c_p V} \right) - \frac{US_A\delta_t}{\rho_j c_{pj} V_j}, \frac{F_j\delta_t}{V_j} + \frac{US_A\delta_t}{\rho_j c_{pj} V_j} + \frac{2US_A\delta_t}{-\Delta H_R V} - 1 \right] \\ \alpha_1 &= \frac{\delta_t F}{V} - 1\end{aligned}\tag{7.3}$$

Remark 7.1: A sampling rate δ_t that satisfies $\delta_t < 2 \left(\frac{V}{F} \right)$ ensures $-1 < \alpha_1 < 1$.

The resulting functional observer is

$$\begin{aligned}\hat{\xi}(k+1) &= -\left(\frac{\delta_t F}{V} - 1 \right) \hat{\xi}(k) - \delta_t \left[\frac{2US_A}{(-\Delta H_R)V} + \frac{US_A}{\rho_j c_{pj} V_j} \right] y_1'(k) + \delta_t \left[\frac{F_j}{V_j} - \frac{F}{V} + \frac{US_A}{\rho_j c_{pj} V_j} + \frac{2US_A}{-\Delta H_R V} \right] y_2'(k) \\ \hat{z}(k) &= \hat{\xi}(k) - \frac{2\rho c_p}{(-\Delta H_R)} y_1'(k) + y_2'(k)\end{aligned}\tag{7.4}$$

The estimate generated by the functional observer (in non-deviation form) and the estimation error plotted in figure 1.

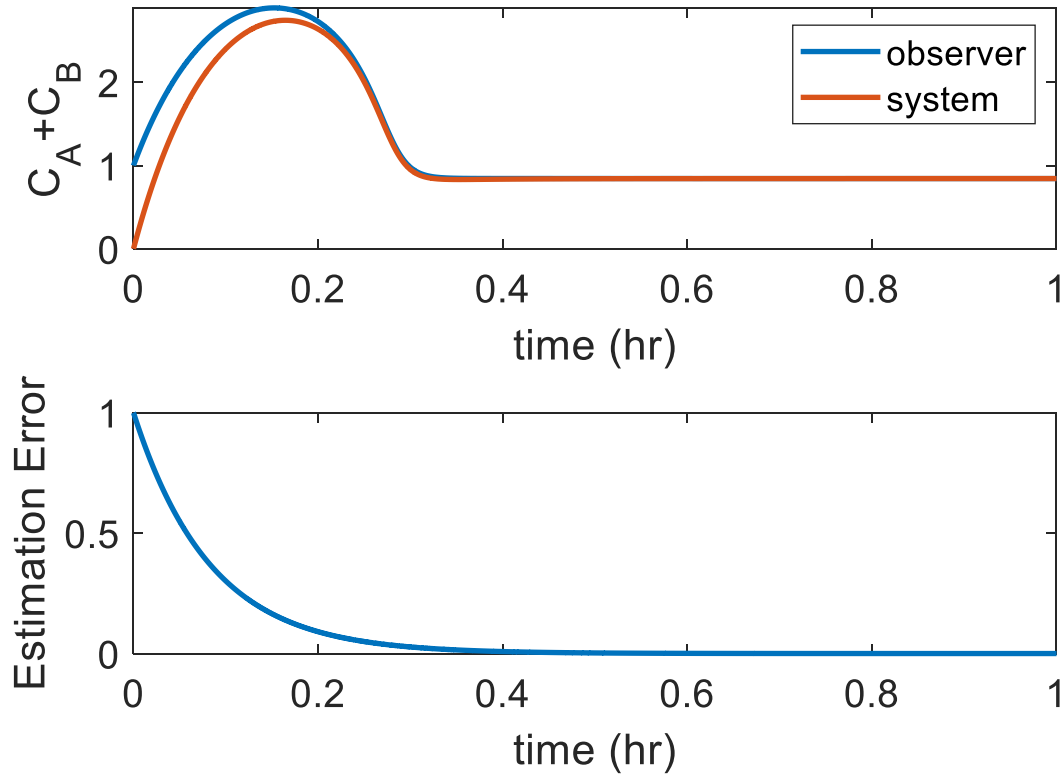


Figure 1: Top- Estimates and true profiles in non-deviation form in the presence of initialization error ($\hat{\xi}(0) - T(x(0))=1$) where $T(x)$ is given by (5.8). Bottom- Estimation error ($\hat{z}(k) - z(k)$)

8. APPLICATION 1- FAULT DETECTION

In this section the problem of fault detection will be studied on the basis of estimating an output z (also known as the residual in fault diagnosis literature), that is identically zero under normal operation, nonzero under an abnormal situation, and is unaffected by a set of prespecified potential disturbances. Thus, the fault detection problem is in a sense a special case of the functional observer problem, where the tracked output has $q(x) = 0$, however the functional observer (also called a residual generator) must satisfy additional conditions of disturbance decoupling.

Consider a nonlinear process described by:

$$x(k+1) = F(x(k), W(k), f(k)) \quad (8.1)$$

$$y(k) = H(x(k)) + G(x)W(x) + E(x)f(k)$$

$$z = q(x) = 0$$

where $x \in \mathbb{R}^n$ denotes the vector of states, $y \in \mathbb{R}^p$ denotes the vector of measured outputs. $f \in \mathbb{R}$ and $W \in \mathbb{R}^m, i = 1, 2, \dots, m$ are the fault and the disturbances/uncertainties respectively (system inputs) and $E(x), F(x), G(x), H(x)$ are smooth functions. Under normal operation of the process, the input f (fault) is identically equal to zero, however in an abnormal situation (equipment failure, human errors, power failures etc.), f becomes nonzero, and this what needs to be detected based on the measurements. The input W describes the normal variability of process conditions (disturbances) and/or model uncertainty. It is in the presence of this variability that the fault must be detected, and the conclusion (normal or faulty operation) must be unaffected by the presence of W (disturbance-decoupled detection).

A linear functional observer

$$\hat{\xi}(k+1) = A\hat{\xi}(k) + By(k) \quad (4.1)$$

$$\hat{z}(k) = C\hat{\xi}(k) + Dy(k)$$

is built to track the output z in (8.1). To this end, it is desired that the response of the residual \hat{z} in the series connection of (8.1) followed by (4.1)

$$\begin{bmatrix} x(k+1) \\ \hat{\xi}(k+1) \end{bmatrix} = \begin{bmatrix} F(x(k), W(k), f(k)) \\ A\hat{\xi}(k) + B[H(x(k)) + G(x(k))W(k) + E(x(k))f(k)] \end{bmatrix} \quad (8.2)$$

$$\hat{z}(k) = [C\hat{\xi} + D[H(x(k)) + G(x)W(x) + E(x)f(k)]]$$

has the following properties:

- (i) $\hat{z}(k)$ asymptotically approaches zero when f is identically zero
- (ii) $\hat{z}(k)$ is unaffected by the disturbances W
- (iii) $\hat{z}(k)$ is affected by the fault f .

In other words, for any initial conditions $\begin{bmatrix} x(0) \\ \hat{\xi}(0) \end{bmatrix}$ and any disturbances $W(k)$,

$$\begin{aligned} \lim_{k \rightarrow \infty} \hat{z}(k) &= 0 \text{ if } f(k) = 0 \\ \lim_{k \rightarrow \infty} \hat{z}(k) &\neq 0 \text{ if } f(k) \neq 0 \end{aligned}$$

The responsiveness of \hat{z} to faults and insensitivity to disturbances ensures fault detection while precluding the possibility of false alarms.

For (i) to hold in the absence of disturbances, there must exist a differentiable map $T(x)$ from \mathbb{R}^n to \mathbb{R}^p such that:

$$T(F_*(x)) = AT(x) + BH(x) \quad (8.3)$$

$$0 = CT(x) + DH(x) \quad (8.4)$$

Where $F_*(x) = F(x, 0, 0)$. The functional observer's error dynamics then follows:

$$\begin{aligned} \hat{\xi}(k+1) - T(x(k+1)) &= A(\hat{\xi}(k) - T(x(k))) + \\ &\underbrace{B[G(x(k))W(k) + E(x(k))f(k)] - [T(F(x(k), W(k), f(k))) - T(F_*(x(k)))]}_{\Omega(x(k), W(k), f(k))} \end{aligned} \quad (8.5)$$

$$\hat{z}(k) = C(\hat{\xi}(k) - T(x(k))) + D[G(x(k))W(k) + E(x(k))f(k)]$$

It should be noted here that the zero-input dynamics of (8.5) is exactly linear and moreover, if the matrix A has eigenvalues in the unit disc, the zero-input response is

$$\hat{\xi}(k) - T(x(k)) = A^k (\hat{\xi}(0) - T(x(0))) \rightarrow 0$$

$$\hat{z}(k) = CA^k \left(z(0) - T(x(0)) \right) \rightarrow 0$$

which means that the residual $\hat{z}(k)$ asymptotically approaches zero. But as an immediate consequence of proposition 2, (8.3) and (8.4) will be satisfied if and only if there exist $\beta_0, \beta_1, \dots, \beta_v \in \mathbb{R}^p$ such that:

$$\beta_0 H F_*^v(x) + \beta_1 H F_*^{v-1}(x) + \dots + \beta_{v-1} H F_*(x) + \beta_v H(x) = 0 \quad (8.6)$$

with A, B, C, D given by (5.3) and

$$T(x) = \begin{bmatrix} -\beta_0 H F_*^{v-1}(x) - \dots - \beta_{v-2} H F_*(x) - \beta_{v-1} H(x) \\ \vdots \\ -\beta_0 H F_*(x) - \beta_1 H(x) \\ -\beta_0 H(x) \end{bmatrix} \quad (8.7)$$

The second requirement for the functional observer is that the residual \hat{z} must remain completely unaffected by any disturbances $W(t)$ present in the system. From (8.5), disturbance decoupling can be achieved if

$$\Omega(x, W, 0) = 0 \text{ and } \frac{\partial \Omega(x, W, f)}{\partial W} = 0 \forall W$$

$$DG(x) = 0 \quad (8.8)$$

where $\Omega(x, W, f) = B[G(x)W + E(x)f] - [T(F(x, W, f)) - T(F_*(x))]$. The third and final requirement for the functional observer is that the residual must be affected by the input f , so that the fault can be detected by monitoring the residual. For this to be possible the following equations must hold,

$$\Omega(x, W, f) \neq 0 \forall f \neq 0$$

or

$$DE(x) \neq 0 \quad (8.9)$$

Thus, to construct a functional observer (4.2) for fault detection in the process (8.1):

- (i) Find a set of constant row vectors $\beta_0, \beta_1, \dots, \beta_v$ that satisfy (8.6)
- (ii) Construct $T(x)$ and (A, B, C, D) using (8.7) and (5.3) respectively
- (iii) Substitute in (8.8) and (8.9) to see if the disturbance decoupling and fault detectability condition hold. If they hold, the residual generator matrices (A, B, C, D) given by (5.3), else, look a different set of vectors in step (i).

The above fault detection methodology will be applied to the non-isothermal CSTR example in section (7).

Consider the CSTR reactor presented before with an added concentration measurement and possible faults in the concentration sensor (f_1) and inlet coolant temperature (f_2) and uncertainty (w_1) in the pre-exponential factor (A_1) of the reaction rate. The reaction rate expression with the

$$\text{uncertainty is } R(C_A, C_B, \theta, w) = \frac{(A_1 + w)e^{-\frac{E_1}{\theta}} A_2 e^{-\frac{E_2}{\theta}} C_A C_B Z}{1 + A_2 e^{-\frac{E_2}{\theta}} C_B} + A_3 e^{-\frac{E_3}{\theta}} C_A C_B$$

The discretized model equations are as follows.

$$C_A(k+1) = C_A(k) + \delta_t \left(\frac{F}{V} (C_{A,in} - C_A(k)) - R(C_A(k), C_B(k), \theta(k), w(k)) \right)$$

$$C_B(k+1) = C_B(k) + \delta_t \left(\frac{F}{V} (C_{B,in} - C_B) - R(C_A(k), C_B(k), \theta(k), w(k)) \right)$$

$$\begin{aligned} \theta(k+1) = \theta(k) + \delta_t \left(\frac{F}{V} (\theta_{in} - \theta(k)) - \frac{US_A}{\rho c_p V} (\theta(k) - \theta_j(k)) \right) + \\ \frac{\delta_t (-\Delta H_R)}{\rho c_p} (R(C_A(k), C_B(k), \theta(k), w(k))) \end{aligned}$$

(8.10)

$$\theta_j(k+1) = \theta_j(k) + \delta_t \left(\frac{F_j}{V_j} (\theta_{j,in}(k) + f_2(k) - \theta_j(k)) + \frac{US_A}{\rho_j c_{p_j} V_j} (\theta(k) - \theta_j(k)) \right)$$

$$y_1 = C_A(k) + f_1(k)$$

$$y_2 = \theta(k)$$

$$y_3 = \theta_j(k)$$

The initial condition of the reactor is $C_A(0) = 0, C_B(0) = 0, \theta(0) = 300, \theta_j(0) = 300$ and the model is converted to deviation form $C'_A = C_A - C_{A,ref}, C'_B = C_B - C_{B,ref}, \theta' = \theta - \theta_{ref}, \theta'_j = \theta_j - \theta_{j,ref}$ and $y'_1 = C'_A, y'_2 = \theta', y'_3 = \theta'_j$ where the subscript ref denotes reference steady state value. The goal is to detect and isolate these faults $f_1(k)$ and $f_2(k)$ in the presence of uncertainties $w(k)$ in the reaction rate. To this end, two scalar functional observers ($v = 1$) are built (i) to detect the analytical sensor fault (f_1) while considering f_2 as an additional disturbance. (ii) to detect the inlet coolant temperature fault f_2 considering f_1 as an additional disturbance.

Functional Observer 1: Detection of the analytical sensor fault f_1 while considering f_2 as an additional disturbance.

For a scalar functional observer ($v = 1$) the matrices A, B, C, D of the functional observer (5.3)

are $A = -\alpha_1, B = \beta_1 - \alpha_1\beta_0, C = 1, D = \beta_0$, the transformation matrix (8.7) is $T(x) =$

$-\beta_0 Hx$ where $H = \begin{bmatrix} 1 & 0 & 0 & 0 \\ 0 & 0 & 1 & 0 \\ 0 & 0 & 0 & 1 \end{bmatrix}$. For the design conditions to be satisfied, there must exist

$\beta_0, \beta_1 \in \mathbb{R}^3$ satisfying $\beta_0 H F_*(x) + \beta_1 H x = 0$. For model equations (8.10), disturbance

decoupling (8.8) and fault detectability conditions (8.9) take the following forms

$\begin{bmatrix} \beta_1 G_1(x) - \beta_0 H J_1(x) \\ \beta_0 G_1(x) \end{bmatrix} = \begin{bmatrix} 0 \\ 0 \end{bmatrix}$ and $\begin{bmatrix} \beta_1 E_1(x) - \beta_0 H K_1(x) \\ \beta_0 E_1(x) \end{bmatrix} \neq \begin{bmatrix} 0 \\ 0 \end{bmatrix}$ respectively. Where,

$$J_1(x) = \begin{bmatrix} -\delta_t \frac{\partial R}{\partial w} & 0 \\ \frac{\delta_t(-\Delta H_R)}{\rho c_p} \left(\frac{\partial R}{\partial w} \right) & 0 \\ 0 & \frac{\delta_t F_j}{V_j} \end{bmatrix}, G_1(x) = \begin{bmatrix} 0 & 0 \\ 0 & 0 \\ 0 & 0 \end{bmatrix}, E_1(x) = \begin{bmatrix} 1 \\ 0 \\ 0 \end{bmatrix}, K_1(x) = 0. \text{ The conditions are}$$

satisfied for the following choice of $\beta_0, \beta_1 \in \mathbb{R}^3$,

$$\beta_0 = \left[1, \frac{\rho c_p}{(-\Delta H)}, 0 \right]$$

$$\beta_1 = \left[\left(\frac{\delta_t F}{V} - 1 \right), -\frac{\rho c_p}{(-\Delta H)} \left(1 - \frac{\delta_t F}{V} - \frac{US_A \delta_t}{\rho c_p V} \right), -\frac{US_A}{(-\Delta H)V} \delta_t \right]$$

The resulting functional observer (with $\alpha_1 = -0.999$) is

$$\begin{aligned} \hat{\xi}(k+1) &= -\alpha_1 \hat{\xi}(k) + \left[\frac{\delta_t F}{V} - 1 - \alpha_1 \right] y'_1(k) - \frac{\rho c_p}{(-\Delta H)} \left(1 + \alpha_1 - \frac{\delta_t F}{V} - \frac{US_A \delta_t}{\rho c_p V} \right) y'_2(k) \\ &\quad - \frac{US_A \delta_t}{(-\Delta H)V} y'_3(k) \\ \hat{z}_1(k) &= \hat{\xi}(k) + y'_1(k) + \frac{\rho c_p}{(-\Delta H)} y'_2(k) \end{aligned}$$

Functional Observer 2: Detection of inlet coolant temperature fault f_2 while considering f_1 as an additional disturbance. For a scalar functional observer ($v = 1$) to be possible there must exist $\beta_0, \beta_1 \in \mathbb{R}^3$ that satisfy $\beta_0 H F_*(x) + \beta_1 H x = 0$, and the disturbance decoupling and fault

detectability conditions $\begin{bmatrix} \beta_1 G_2(x) - \beta_0 H J_2(x) \\ \beta_0 G_2(x) \end{bmatrix} = \begin{bmatrix} 0 \\ 0 \end{bmatrix}$ and $\begin{bmatrix} \beta_1 E_2(x) - \beta_0 H K_2(x) \\ \beta_0 E_2(x) \end{bmatrix} \neq \begin{bmatrix} 0 \\ 0 \end{bmatrix}$

respectively where

$$J_2(x) = \begin{bmatrix} -\delta_t \frac{\partial R}{\partial w} & 0 \\ \frac{\delta_t(-\Delta H_R)}{\rho c_p} \left(\frac{\partial R}{\partial w} \right) & 0 \\ 0 & 0 \end{bmatrix}, G_2(x) = \begin{bmatrix} 0 & 1 \\ 0 & 0 \\ 0 & 0 \end{bmatrix}, E_2(x) = \begin{bmatrix} 0 \\ 0 \\ 0 \end{bmatrix} \text{ and } K_2(x) = \begin{bmatrix} 0 \\ 0 \\ \frac{\delta_t F_j}{V_j} \end{bmatrix}. \text{ The conditions}$$

are satisfied for the following choice of $\beta_0, \beta_1 \in \mathbb{R}^3$,

$$\beta_0 = [0,0,1]$$

$$\beta_1 = \left[0, -\frac{US_A \delta_t}{\rho_j c p_j V_j}, -\left(1 - \frac{\delta_t F_j}{V_j} - \frac{US_A \delta_t}{\rho_j c p_j V_j} \right) \right]$$

The resulting functional observer constructed using (5.3) and with $\alpha_1 = -0.9$ is:

$$\hat{\xi}(k+1) = -\alpha_1 \hat{\xi}(k) - \frac{US_A \delta_t}{\rho_j c p_j V_j} y'_2(k) - \left[1 + \alpha_1 - \frac{\delta_t F_j}{V_j} - \frac{US_A \delta_t}{\rho_j c p_j V_j} \right] y'_3(k)$$

$$\hat{z}_2(k) = \hat{\xi}(k) + y'_3(k)$$

The two residual generators are tested on the following scenario:

$$f_1(t) = \begin{cases} 0, & t < 0.1 \\ 0.5, & t \geq 0.1 \end{cases}, f_2(t) = \begin{cases} 0, & t < 0.2 \\ 20, & t \geq 0.2 \end{cases}, w(t) = 10^5. \text{ The residuals are plotted in Figure 2.}$$

Both residuals from time $t=0$ to 0.1hr are identically 0. When the sensor fault occurs at time $t=0.1$ hr a deviation is seen in \hat{z}_1 whereas \hat{z}_2 is identically zero. At time $t=0.2$ hr a deviation is observed in \hat{z}_2 indicating the presence of a fault in the inlet coolant temperature.

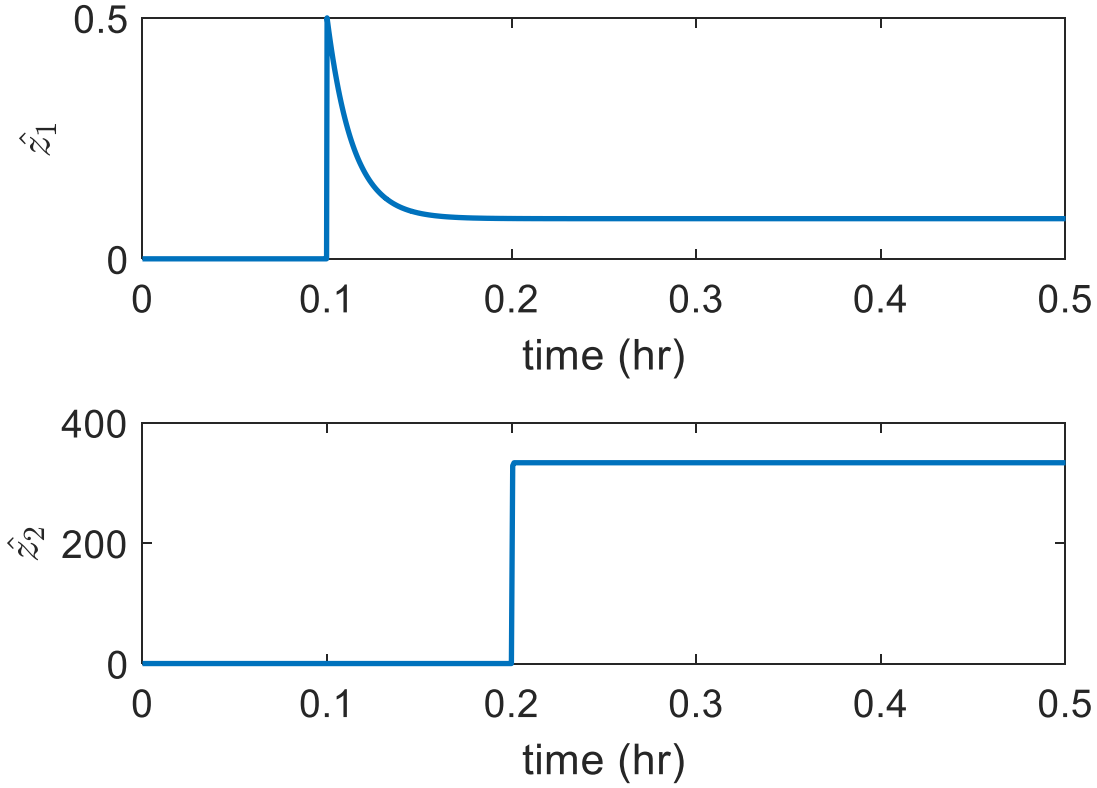


Figure 2: Residuals vs time in the absence of initialization errors.

9. APPLICATION 2- STEP FAULT ESTIMATION

Consider a nonlinear system of the form

$$x(k+1) = F(x(k), x_0, W(k)) \quad (9.1)$$

$$y(k) = H(x(k)) + x_0 E(x(k)) + G(x(k))W(k)$$

and the where $x_0 \in \mathbb{R}$ represents a potential fault arising from equipment malfunction, such that x_0 is zero under normal operation, but x_0 assumes a constant nonzero value in the event of a sudden malfunction. To be able to detect the occurrence of a fault and at the same time estimate its size, one can design a functional observer of the form (4.1) for the extended system:

$$x_0(k+1) = x_0(k)$$

$$x(k+1) = F(x(k), x_0(k), W(k)) \quad (9.2)$$

$$y(k) = H(x(k)) + x_0(k)E(x(k)) + G(x(k))W(k)$$

$$z = x_0$$

Defining $F_*(x, x_0) = F(x, x_0, 0)$. Such an observer will exist if there exists a mapping

$T(x, x_0): \mathbb{R}^{n+1} \rightarrow \mathbb{R}^v$ such that

$$T(F_*(x, x_0), x_0) = AT(x, x_0) + B[H(x) + x_0E(x)] \quad (9.3)$$

$$x_0 = CT(F_*(x, x_0), x_0) + D[H(x) + x_0E(x)]$$

And consequently, the functional observer error dynamics is the functional observer's error dynamics then follows:

$$\begin{aligned} \hat{\xi}(k+1) - T(x(k+1), x_0) &= A(\hat{\xi}(k) - T(x(k), x_0)) + \\ &B[G(x)W(k)] - [T(F(x(k), x_0, W(k)), x_0) - T(F_*(x(k), x_0), x_0)] \end{aligned} \quad (9.4)$$

$$\hat{z}(k) - x_0 = C(\hat{\xi}(k) - T(x(k), x_0) + D[G(x(k))W(k)]$$

As an immediate consequence of proposition 2 we have the following conditions in terms of the constant row vectors $\beta_0, \dots, \beta_v \in \mathbb{R}^p$.

$$\begin{aligned} &\beta_0(HF_*^v(x, x_0) + x_0EF_*^v(x, x_0) + \beta_1(HF_*^{v-1}(x, x_0) + x_0EF_*^{v-1}(x, x_0)) + \dots \\ &+ \beta_{v-1}(HF_*(x, x_0) + x_0EF_*(x, x_0)) + \beta_v(H(x) + x_0E(x)) = (1 + \alpha_1 + \dots + \alpha_{v-1} + \alpha_v)x_0 \end{aligned} \quad (9.5)$$

where $HF_*(x, x_0) = H(F_*(x, x_0))$, $HF_*^2(x, x_0) = HF_*(F_*(x, x_0), x_0)$ and so on. With

$$T(x, x_0) = \begin{bmatrix} -\beta_0(HF_*^{\nu-1}(x, x_0) + x_0EF_*^{\nu-1}(x, x_0)) - \dots - \beta_{\nu-1}((H(x) + x_0E(x))) + (1 + \alpha_1 + \dots + \alpha_{\nu-1})x_0 \\ \vdots \\ -\beta_0(HF_*(x, x_0) + x_0EF_*(x, x_0)) - \beta_1((H(x) + x_0E(x))) + (1 + \alpha_1)x_0 \\ -\beta_0(H(x) + x_0E(x)) + x_0 \end{bmatrix} \quad (9.6)$$

and for fault estimate to be uncorrupted by uncertainties/disturbances the following condition must hold

$$B[G(x)W] - [T(F((x, x_0, W)), x_0) - T(F_*(x, x_0), x_0)] = 0 \quad \forall W \quad (9.7)$$

$$DG(x) = 0$$

Revisiting the example in the previous section, the fault estimation methodology will be used to estimate the value of step-faults f_1 and f_2 . To this end, two scalar functional observers ($\nu = 1$) are built (i) to estimate the analytical sensor fault (f_1) while considering f_2 as an additional disturbance. (ii) to estimate the inlet coolant temperature fault f_2 considering f_1 as an additional disturbance.

Functional Observer 1: Estimating the analytical sensor fault f_1 while considering f_2 as an additional disturbance.

A scalar functional observer is built ($\nu = 1$). The design conditions (9.5) and (9.7) are satisfied for the following choice of $\beta_0, \beta_1 \in \mathbb{R}^3$,

$$\beta_0 = \left[1, \frac{\rho c_p}{(-\Delta H)}, 0 \right]$$

$$\beta_1 = \left[\left(\frac{\delta_t F}{V} - 1 \right), \frac{\rho c_p}{(-\Delta H)} \left(\frac{\delta_t F}{V} - 1 \right) + \frac{US_A \delta_t}{(-\Delta H)}, -\frac{US_A \delta_t}{\rho c_p V} \right]$$

And $\alpha_1 = \frac{\delta_t F}{V} - 1$. The functional observer is

$$\hat{\xi}(k+1) = -\left[\frac{\delta_t F}{V} - 1 \right] \hat{\xi}(k) + \frac{US_A \delta_t}{(-\Delta H)} y_2'(k) - \frac{US_A \delta_t}{\rho c_p V} y_3'(k)$$

$$\hat{z}_1(k) = \hat{\xi}(k) + y'_1(k) + \frac{\rho c_p}{(-\Delta H)} y'_2(k)$$

Functional Observer 2: Estimating inlet coolant temperature fault f_2 while considering f_1 as an additional disturbance. A scalar functional observer is built ($v = 1$). The design conditions (9.5) and (9.7) are satisfied for the following choice of $\beta_0, \beta_1 \in \mathbb{R}^3$,

$$\beta_0 = \left[0, 0, \frac{(1 + \alpha_1)V_j}{F_j \delta_t} \right]$$

$$\beta_1 = \left[0, -\frac{(1 + \alpha_1)}{F_j} \frac{US_A}{\rho_j c_{p_j}}, -\frac{(1 + \alpha_1)V_j}{F_j \delta_t} \left(1 - \frac{\delta_t F_j}{V_j} - \frac{US_A \delta_t}{\rho_j c_{p_j} V_j} \right) \right]$$

and $\alpha_1 = -0.99$. The resulting residual generator is

$$\begin{aligned} \hat{\xi}(k+1) &= \alpha_1 \hat{\xi}(k) - \frac{(1 + \alpha_1)}{F_j} \frac{US_A}{\rho_j c_{p_j}} y'_2(k) - \frac{(1 + \alpha_1)V_j}{F_j \delta_t} \left(1 - \frac{\delta_t F_j}{V_j} - \frac{US_A \delta_t}{\rho_j c_{p_j} V_j} \right) y'_3(k) \\ &\quad - \frac{\alpha_1(1 + \alpha_1)V_j}{F_j \delta_t} y'_3(k) \\ \hat{z}_2(k) &= \hat{\xi}(k) - \frac{(1 + \alpha_1)V_j}{F_j \delta_t} y'_3(k) \end{aligned}$$

The two residual generators are tested on the following scenario:

$$f_1(t) = \begin{cases} 0, & t < 0.1 \\ 0.5, & t \geq 0.1 \end{cases}, f_2(t) = \begin{cases} 0, & t < 0.2 \\ 20, & t \geq 0.2 \end{cases}, w(t) = 10^5. \text{ The residuals are plotted in Figure 3.}$$

Both residuals from time $t=0$ to 0.1 hr are identically 0. When the sensor fault occurs at time $t=0.1$ hr \hat{z}_1 converges to the fault value 0.1 whereas \hat{z}_2 is identically zero. At time $t=0.2$ hr when the inlet coolant temperature fault occurs \hat{z}_2 converges to its respective fault value.

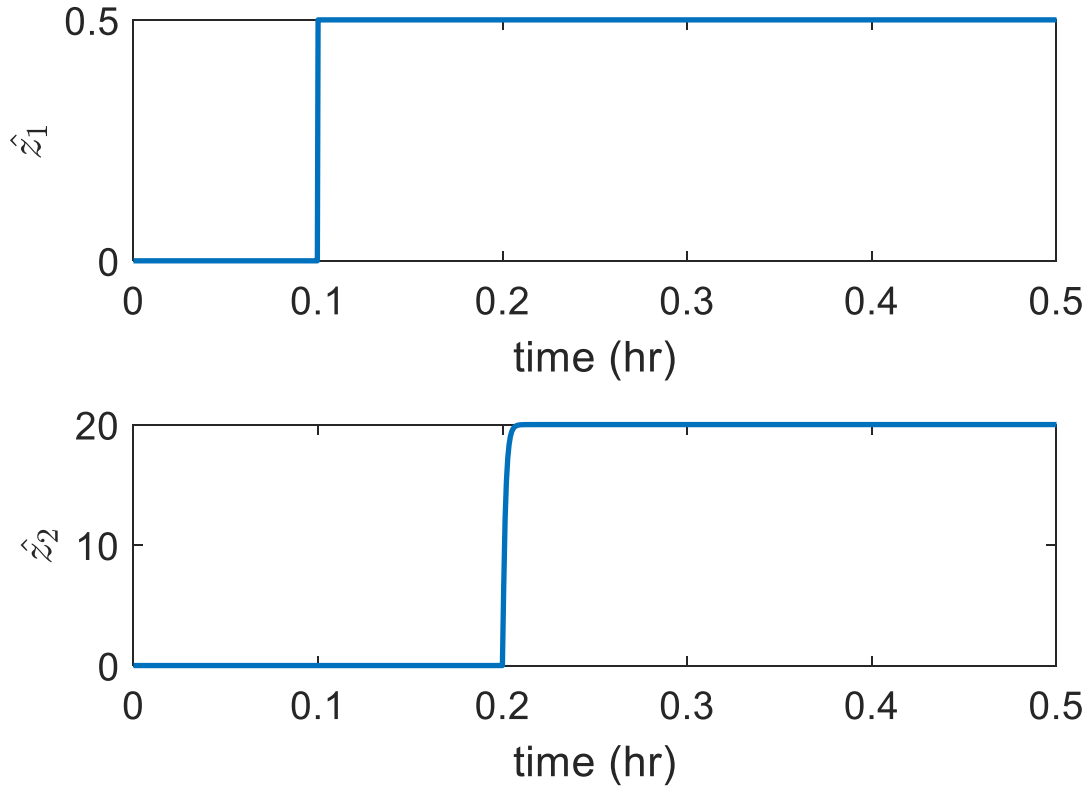


Figure 3: Fault estimates vs Time in the absence of initialization errors

10. CONCLUSION

A generalization of Luenberger's functional observer to the discrete-time nonlinear systems is presented in this work. The problem of exact linearization of the functional observer dynamics has been studied and conditions for the linearization to be feasible have been derived including a simple formula for the design of the resulting functional observer. The fault detection and estimation capabilities of the functional observer design scheme have also been studied and conditions for disturbance decoupling and fault detectability were presented. Throughout the

study, the functional observer design scheme, and the fault detection and estimation capabilities have been tested on a non-isothermal CSTR example

11. ACKNOWLEDGMENT

Financial support from the National Science Foundation through the grant CBET-1706201 is gratefully acknowledged.

12. REFERENCES

- Boutayeb, M, and M Darouach. 2000. "A reduced-order observer for non-linear discrete-time systems." *Systems & control letters* 39 (2):141-151.
- Cui, Xiaohong, M Sam Mannan, and Benjamin A Wilhite. 2015. "Towards efficient and inherently safer continuous reactor alternatives to batch-wise processing of fine chemicals: CSTR nonlinear dynamics analysis of alkylpyridines N-oxidation." *Chemical Engineering Science* 137:487-503.
- Darouach, Mohamed. 2000. "Existence and design of functional observers for linear systems." *IEEE Transactions on Automatic Control* 45 (5):940-943.
- Fairman, FW, and RD Gupta. 1980. "Design of multifunctional reduced order observers." *International Journal of Systems Science* 11 (9):1083-1094.
- Kazantzis, Nikolaos, and Costas Kravaris. 2001. "Discrete-time nonlinear observer design using functional equations." *Systems & Control Letters* 42 (2):81-94.
- Kravaris, Costas. 2016. "Functional observers for nonlinear systems." *IFAC-PapersOnLine* 49 (18):505-510.
- Luenberger, David. 1966. "Observers for multivariable systems." *IEEE Transactions on Automatic Control* 11 (2):190-197.
- Luenberger, David. 1971. "An introduction to observers." *IEEE Transactions on automatic control* 16 (6):596-602.
- Moore, J, and G Ledwich. 1975. "Minimal order observers for estimating linear functions of a state vector." *IEEE Transactions on Automatic Control* 20 (5):623-632.
- Smajdor, Wilhelmina. 1968. "Local analytic solutions of the functional equation $\varphi(z) = h(z, \varphi[f(z)])$ in multidimensional spaces." *aequationes mathematicae* 1 (1-2):20-36.
- Thau, FE. 1973. "Observing the state of non-linear dynamic systems." *International journal of control* 17 (3):471-479.
- Trinh, Hieu. 1999. "Linear functional state observer for time-delay systems." *International Journal of Control* 72 (18):1642-1658.
- Trinh, Hieu, and Tyrone Fernando. 2011. *Functional observers for dynamical systems*. Vol. 420: Springer Science & Business Media.

- Trinh, Hieu, Tyrone Fernando, and Saeid Nahavandi. 2004. "Design of reduced-order functional observers for linear systems with unknown inputs." *Asian Journal of Control* 6 (4):514-520.
- Trinh, Hieu Minh, Poh Sim Teh, and Tyrone Lucius Fernando. 2010. "Time-delay systems: Design of delay-free and low-order observers." *IEEE Transactions on Automatic control* 55 (10):2434-2438.
- Trinh, Hieu, Saeid Nahavandi, and Trung Dinh Tran. 2008. "Algorithms for designing reduced-order functional observers of linear systems." *International journal of innovative computing, information and control* 4 (2):321-333.
- Trinh, Hieu, Poh Sim Teh, and Quang Phuc Ha. 2008. "A common disturbance decoupled observer for linear systems with unknown inputs." *International journal of automation and control* 2 (2-3):286-297.
- Trinh, Hieu, TD Tran, and Saeid Nahavandi. 2006. "Design of scalar functional observers of order less than $(v-1)$." *International journal of control* 79 (12):1654-1659.
- Tsui, Chia-Chi. 1986. "On the order reduction of linear function observers." *IEEE transactions on automatic control* 31 (5):447-449.
- Venkateswaran, Sunjeev, Qiancheng Liu, Benjamin A Wilhite, and Costas Kravaris. 2020. "Design of linear residual generators for fault detection and isolation in nonlinear systems." *International Journal of Control*: Available Online: <https://www.tandfonline.com/doi/abs/10.1080/00207179.2020.1823020?journalCode=tcon20>
- Xiong, Yi, and Mehrdad Saif. 2003. "Unknown disturbance inputs estimation based on a state functional observer design." *Automatica* 39 (8):1389-1398.
- Zhu, Fanglai, and Zhengzhi Han. 2002. "A note on observers for Lipschitz nonlinear systems." *IEEE Transactions on automatic control* 47 (10):1751-1754.