

Towards a Theoretical Framework of Out-of-Distribution Generalization

Haotian Ye*, Chuanlong Xie†, Tianle Cai‡, Ruichen Li§, Zhenguo Li¶, Liwei Wang||

November 9, 2021

Abstract

Generalization to out-of-distribution (OOD) data is one of the central problems in modern machine learning. Recently, there is a surge of attempts to propose algorithms that mainly build upon the idea of extracting invariant features. Although intuitively reasonable, theoretical understanding of what kind of invariance can guarantee OOD generalization is still limited, and generalization to arbitrary out-of-distribution is clearly impossible. In this work, we take the first step towards rigorous and quantitative definitions of 1) what is OOD; and 2) what does it mean by saying an OOD problem is learnable. We also introduce a new concept of expansion function, which characterizes to what extent the variance is amplified in the test domains over the training domains, and therefore give a quantitative meaning of invariant features. Based on these, we prove OOD generalization error bounds. It turns out that OOD generalization largely depends on the expansion function. As recently pointed out by [GLP20], any OOD learning algorithm without a model selection module is incomplete. Our theory naturally induces a model selection criterion. Extensive experiments on benchmark OOD datasets demonstrate that our model selection criterion has a significant advantage over baselines.

Contents

1	Introduction	2
2	Preliminary	4
3	Framework of OOD Generalization Problem	4
3.1	Formalizing OOD Problem by Quantifying Feature Distribution	4
4	Generalization Bound	6
5	Variation as a Factor of Model Selection Criterion	9

*Peking University; e-mail: haotianye@pku.edu.cn

†Huawei Noah’s Ark Lab; e-mail: xie.chuanlong@huawei.com

‡Peking University; e-mail: caitianle1998@pku.edu.cn

§Peking University; e-mail: xk-lrc@pku.edu.cn

¶Huawei Noah’s Ark Lab; e-mail: Li.Zhenguo@huawei.com

||Peking University; e-mail: wanglw@cis.pku.edu.cn

6 Experiments	10
6.1 Experiments on Model Selection	10
6.2 Learnability of Real-World OOD Problem	11
7 More Related Works	12
8 Conclusion	13
9 Appendix: Illustration of Model’s Variation	13
10 Appendix: Proofs	14
10.1 Proof of Theorem 4.1	14
10.2 Proof of Theorem 4.2	17
10.3 Proof of Theorem 4.3	18
11 Appendix: Experiment on Colored MNIST	20
11.1 Colored MNIST	20
11.2 Learnability of Colored MNIST	21
11.3 Validation Accuracy VS Out-of-distribution Accuracy in Colored MNIST	22
12 Appendix: Experiment Details	22

1 Introduction

One of the most fundamental assumptions of classic supervised learning is the “*i.i.d.* assumption”, which states that the training and the test data are independent and identically distributed. However, this assumption can be easily violated in a reality [BVHP18, BDBC⁺10, BDR⁺19, DJL20, MTRAR⁺12, RRSS19, TDS⁺20] where the test data usually have a different distribution than the training data. This motivates the research on the out-of-distribution (OOD) generalization, or domain generalization problem, which assumes access only to data drawn from a set \mathcal{E}_{avail} of available domains during training, and the goal is to generalize to a larger domain set \mathcal{E}_{all} including *unseen* domains.

To generalize to OOD data, most existing algorithms attempt to learn features that are *invariant* to a certain extent across training domains in the hope that such invariance also holds in unseen domains. For example, distributional matching-based methods [GUA⁺16, LPWK18, SS16] seek to learn features that have the same distribution across different domains; IRM [ABGLP19] and its variants [ASVD20, KY20, KCJ⁺20] learn feature representations such that the optimal linear classifier on top of the representation matches across domains.

Though the idea of learning invariant features is intuitively reasonable, there is only limited theoretical understanding of what kind of invariance can guarantee OOD generalization. Clearly, generalization to an arbitrary out-of-distribution domain is impossible and in practice, the features can hardly be absolutely invariant from \mathcal{E}_{avail} to \mathcal{E}_{all} unless all the domains are identical. So it is necessary to first formulate what OOD data can be generalized to, or, what is the relation between the available training domain set \mathcal{E}_{avail} and the entire domain set \mathcal{E}_{all} . Meanwhile, to what extent the invariance of features on \mathcal{E}_{avail} can be preserved in \mathcal{E}_{all} should be rigorously characterized.

In this paper, we take the first step towards a general OOD framework by quantitatively formalizing the relationship between \mathcal{E}_{avail} and \mathcal{E}_{all} in terms of the distributions of *features* and

provide OOD generalization guarantees based on our quantification of the difficulty of OOD generalization problem. Specifically, we first rigorously formulate the intuition of invariant features used in previous works by introducing the “variation” and “informativeness” (Definition 3.1 and 3.2) of each feature. Our theoretical insight can then be informally stated as: for learnable OOD problems, if a feature is informative for the classification task as well as invariant over \mathcal{E}_{avail} , then it is still invariant over \mathcal{E}_{all} . In other words, invariance of informative features in \mathcal{E}_{avail} can be preserved in \mathcal{E}_{all} . We further introduce a class of functions, dubbed expansion function (Definition 3.3), to quantitatively characterize to what extent the variance of features on \mathcal{E}_{avail} is amplified on \mathcal{E}_{all} .

Based on our formulation, we derive theoretical guarantees on the OOD generalization error, i.e., the gap of largest error between the domain in \mathcal{E}_{avail} and domain in \mathcal{E}_{all} . Specifically, we prove the upper and lower bound of OOD generalization error in terms of the expansion function and the variation of learned features over \mathcal{E}_{avail} . Our results theoretically confirm that 1) the expansion function can reflect the difficulty of OOD generalization problem, i.e., problems with more rapidly increasing expansion functions are harder and have worse generalization guarantees; 2) the generalization error gap can tend to zero when the variation of learned features tend to zero, so minimizing the variation in \mathcal{E}_{avail} can reduce the generalization error.

As pointed out by [GLP20], any OOD algorithm without a specified model selection criterion is not complete. Since \mathcal{E}_{all} is unseen, hyper-parameters can only be chosen according to \mathcal{E}_{avail} . Previous selection methods mainly focus on validation accuracy over \mathcal{E}_{avail} , which is only a biased metric of OOD performance. On the contrary, a promising model selection method should instead be predictive of OOD performance. Inspired by our bounds, we propose a model selection method to select models with high validation accuracy and low variation, which corresponds to the upper bound of OOD error. The introduction of a model’s variation relieves the problem of classic selection methods, in which models that overfit \mathcal{E}_{avail} tend to be selected. Experimental results show that our method can outperform baselines and select models with higher OOD accuracy.

Contributions. We summarize our major contributions here:

- We introduce a quantitative and rigorous formulation of OOD generalization problem that characterizes the relation of invariance over the training domain set \mathcal{E}_{avail} and test domain set \mathcal{E}_{all} . The core quantity in our characterization, the expansion function, determines the difficulty of an OOD generalization problem.
- We prove novel OOD generalization error bounds based on our formulation. The upper and lower bounds together indicate that the expansion function well characterizes the OOD generalization ability of features with different levels of variation.
- We design a model selection criterion that is inspired by our generalization bounds. Our criterion takes both the performance on training domains and the variation of models into consideration and is predictive of OOD performance according to our bounds. Experimental results demonstrate our selection criterion can choose models with higher OOD accuracy.

The rest of the paper is organized as follows: Section 2 is our preliminary. In Section 3, we give our theoretical formulation. Section 4 gives our generalization bound. We propose our model selection method in Section 5. In Section 6 we conduct experiments on expansion function and model selection. We review more related works in Section 7 and conclude our work in Section 8.

2 Preliminary

Throughout the paper, we consider a multi-class classification task $\mathcal{X} \rightarrow \mathcal{Y} = \{1, \dots, K\}$.¹ Let \mathcal{E}_{all} be the domain set we want to generalize to, and $\mathcal{E}_{avail} \subseteq \mathcal{E}_{all}$ be the available domain set, i.e., all domains we have during the training procedure. We denote (X^e, Y^e) to be the input-label pair drawn from the data distribution of domain e . The OOD generalization goal is to find a classifier f^* that minimizes the *worst-domain* loss on \mathcal{E}_{all} :

$$f^* = \operatorname{argmin}_{f \in \mathcal{F}} \mathcal{L}(\mathcal{E}_{all}, f), \quad \mathcal{L}(\mathcal{E}, f) \triangleq \max_{e \in \mathcal{E}} \mathbb{E}[\ell(f(X^e), Y^e)] \quad (2.1)$$

where $\mathcal{F} : \mathcal{X} \rightarrow \mathbb{R}^K$ is the hypothetical space and $\ell(\cdot, \cdot)$ is a loss function. Similar to previous works [ABGLP19, CJZ21, JBJ21, KCJ⁺20], we assume that f can be decomposed into $g \circ h$, where $g \in \mathcal{G} : \mathbb{R}^d \rightarrow \mathbb{R}^K$ is the top classifier and $h : \mathcal{X} \rightarrow \mathbb{R}^d$ is a d -dimensional feature extractor, i.e.,

$$h(x) = (\phi_1(x), \phi_2(x), \dots, \phi_d(x))^\top, \quad \phi_i \in \Phi.$$

Here Φ is the set of scalar feature maps which map \mathcal{X} to \mathbb{R} and d is fixed. We will call each $\phi \in \Phi$ a feature for simplicity. Given a domain e , we denote the d -dimensional random vector $h(X^e)$ as h^e , one-dimensional feature $\phi(X^e)$ as ϕ^e , and the conditional distribution of h^e, ϕ^e given $Y^e = y$ as $\mathbb{P}(h^e|y), \mathbb{P}(\phi^e|y)$. For simplicity, we assume the data distribution is balanced in every domain, i.e., $P(Y^e = y) = \frac{1}{K}, \forall y \in \mathcal{Y}, e \in \mathcal{E}_{all}$. Our framework can be easily extended to the case where the balanced assumption is removed, with an additional term corresponding to the imbalance adding to the generalization bounds.

3 Framework of OOD Generalization Problem

The main challenge of formalizing the OOD generalization problem is to mathematically describe the connection between \mathcal{E}_{avail} and \mathcal{E}_{all} and how generalization depends on this relation. Towards this goal, we introduce several quantities to characterize the relation of *feature distributions* over different domains and bridge \mathcal{E}_{avail} and \mathcal{E}_{all} by expansion function (Definition 3.3) over the quantities we have introduced. Our framework is motivated by the understanding that, in an OOD generalization task, certain “property” of “good” features in \mathcal{E}_{avail} should be “preserved” in \mathcal{E}_{all} (the reason is described in Section 1). In Section 3.1, we will go into details on what we mean by “property” (variation, Definition 3.1), “good” (informativeness, Definition 3.2), and “preserved” (measured by expansion function). In Section 6.2, we further illustrate the key concepts in our framework by a real-world OOD problem.

3.1 Formalizing OOD Problem by Quantifying Feature Distribution

We first introduce the concepts “variation” and “informativeness” of a feature ϕ . The first one is what we expect to be preserved in \mathcal{E}_{all} and the second one characterizes what features will be considered. Specifically, let $\rho(\mathbb{P}, \mathbb{Q})$ be a symmetric “distance” of two distributions. Note that ρ can have many choices, like L_2 Distance, Total Variation and symmetric KL-divergence, etc. The variation and informativeness are defined as follows:

¹Note that our framework can be generalized to other kinds of problems easily.

Definition 3.1 (Variation). *The variation of feature $\phi(\cdot)$ across a domain set \mathcal{E} is*

$$\mathcal{V}_\rho(\phi, \mathcal{E}) = \max_{y \in \mathcal{Y}} \sup_{e, e' \in \mathcal{E}} \rho(\mathbb{P}(\phi^e | y), \mathbb{P}(\phi^{e'} | y)). \quad (3.1)$$

A feature $\phi(\cdot)$ is ε -invariant across \mathcal{E} , if $\varepsilon \geq \mathcal{V}(\phi, \mathcal{E})$ (We omit the subscript ρ in case of no ambiguity).

Definition 3.2 (Informativeness). *The informativeness of feature $\phi(\cdot)$ across a domain set \mathcal{E} is*

$$\mathcal{I}_\rho(\phi, \mathcal{E}) = \frac{1}{K(K-1)} \sum_{\substack{y \neq y' \\ y, y' \in \mathcal{Y}}} \min_{e \in \mathcal{E}} \rho(\mathbb{P}(\phi^e | y), \mathbb{P}(\phi^e | y')). \quad (3.2)$$

A feature $\phi(\cdot)$ is δ -informative across \mathcal{E} , if $\delta \leq \mathcal{I}(\phi, \mathcal{E})$.

The variation $\mathcal{V}(\phi, \mathcal{E})$ measures the stability of $\phi(\cdot)$ over the domains in \mathcal{E} and the informativeness $\mathcal{I}(\phi, \mathcal{E})$ captures the ability of $\phi(\cdot)$ to distinguish different labels. We would like to highlight that the variation and informativeness are defined on each one-dimensional feature $\phi(\cdot)$. Unlike previous distance between distributions defined in d -dimensional space, our definitions are more reasonable and practical, since it can be easily calculated and analyzed.

We are now ready to introduce the core quantity for connecting \mathcal{E}_{avail} and \mathcal{E}_{all} . Our motivation, as elaborated in the introduction section, is that, if a feature is informative for the classification task and invariant over \mathcal{E}_{avail} , then to enable OOD generalization from \mathcal{E}_{avail} to \mathcal{E}_{all} , it should be still invariant over \mathcal{E}_{all} . So the relation between $\mathcal{V}(\phi, \mathcal{E}_{avail})$ and $\mathcal{V}(\phi, \mathcal{E}_{all})$ of an informative feature captures the feasibility and difficulty of OOD generalization. To quantitatively measure this relation, we define the following function class:

Definition 3.3 (Expansion Function). *We say a function $s : \mathbb{R}^+ \cup \{0\} \rightarrow \mathbb{R}^+ \cup \{0, +\infty\}$ is an expansion function, iff the following properties hold: 1) $s(\cdot)$ is monotonically increasing and $s(x) \geq x, \forall x \geq 0$; 2) $\lim_{x \rightarrow 0^+} s(x) = s(0) = 0$.*

This function class gives a full characterization of how the variation between \mathcal{E}_{avail} and \mathcal{E}_{all} is related. Based on this function class, we can introduce our formulation of the learnability of OOD generalization as follows:

Definition 3.4 (Learnability). *Let Φ be the feature space and ρ be a distribution distance. We say an OOD generalization problem from \mathcal{E}_{avail} to \mathcal{E}_{all} is learnable if there exists an expansion function $s(\cdot)$ and $\delta \geq 0$, such that: for all $\phi \in \Phi$ satisfying $\mathcal{I}_\rho(\phi, \mathcal{E}_{avail}) \geq \delta$, we have $s(\mathcal{V}_\rho(\phi, \mathcal{E}_{avail})) \geq \mathcal{V}_\rho(\phi, \mathcal{E}_{all})$. If such $s(\cdot)$ and δ exist, we further call this problem $(s(\cdot), \delta)$ -learnable. If an OOD generalization problem is not learnable, we call it unlearnable.*

To understand the intuition and rationality of our formulation, several discussions are in order.

Properties of the expansion function. In Definition 3.3, we highlight two properties of the expansion function. The first property comes naturally from the monotonicity properties of variation: any ε_1 -invariant feature is also ε_2 -invariant for $\varepsilon_2 \geq \varepsilon_1$; and $\mathcal{V}(\phi, \mathcal{E}_1) \leq \mathcal{V}(\phi, \mathcal{E}_2)$ for any $\mathcal{E}_1 \subseteq \mathcal{E}_2$. The monotonicity also implies that larger \mathcal{E}_{all} will induce larger $s(\cdot)$ ² and it is also harder to be generalized to. From this view, we can see that the scale of $s(\cdot)$ can reflect the difficulty of OOD

²When we talk about the scale of $s(\cdot)$, e.g. it is larger / smaller, we mean the comparison of two expansion function, rather than the comparison along a function.

generalization. The second property is more crucial since it formulates the intuition that if an informative feature is *almost* invariant in \mathcal{E}_{avail} , it should remain invariant in \mathcal{E}_{all} . Without this assumption, OOD generalization can never be guaranteed because we cannot predict whether an invariant and informative feature in \mathcal{E}_{avail} will vary severely in *unseen* \mathcal{E}_{all} .

Necessity of informativeness. We include a seemingly redundant quantity informativeness in the definition of learnability. However, this term is necessary because only informative features are responsible for the performance of classification. Non-informative but invariant features over \mathcal{E}_{avail} may only capture some noise that is irrelevant to the classification problem, and we shall not expect the noise to be invariant over \mathcal{E}_{all} . Moreover, we show in Figure 1 that in practice, many invariant but useless features in \mathcal{E}_{avail} vary a lot in \mathcal{E}_{all} , and adding the constraint of informativeness makes the expansion function reasonable. In addition, there are multiple choices of $(s(\cdot), \delta)$ to make an OOD generalization problem learnable: larger δ will filter out more features, and so $s(\cdot)$ can be smaller (flatter). This multiplicity will result in a trade-off between $s(\cdot)$ and δ , which will be discussed in Section 6.2.

Two extreme cases: *i.i.d.* & unlearnable. To better understand the concept of learnability, we consider two extreme cases. (1) The first example is when all data from different $e \in \mathcal{E}_{all}$ are *identically* distributed, i.e., the classic supervised learning setting. This problem is $(s(\cdot), 0)$ -learnable with $s(x) = x$, implying no extra difficulty in OOD generalization. (2) As an example of unlearnable, consider the following case (modified from Colored MNIST [ABGLP19]): For $e \in \mathcal{E}_{avail}$, images with label 0 always has a red background while images with label 1 has a blue background. For $e \in \mathcal{E}_{all} \setminus \mathcal{E}_{avail}$, this relationship is entirely inverse. Since data from different $e \in \mathcal{E}_{avail}$ are identically distributed but different from other $e \in \mathcal{E}_{all}$, no expansion function can make it learnable, i.e., it is OOD-unlearnable. The unlearnability of this case also coincides with our intuition: Without prior knowledge, it is not clear from merely the training data, whether the task is to distinguish digit 0 from 1, or to distinguish color red from blue. As a result, generalization to \mathcal{E}_{all} cannot be guaranteed.

4 Generalization Bound

In this section, we consider an OOD generalization problem from \mathcal{E}_{avail} to \mathcal{E}_{all} , and our goal is to analyze the OOD generalization error of classifier $f = g \circ h$ defined by

$$\text{err}(f) = \mathcal{L}(\mathcal{E}_{all}, f) - \mathcal{L}(\mathcal{E}_{avail}, f),$$

where we assume the loss function $l(\cdot, \cdot)$ is bounded by $[0, C]$. We prove two upper bounds (4.1, 4.2) as well as a lower bound (4.3) for $\text{err}(f)$ based on our formulation. Our bounds together provide a complete characterization of the difficulty of OOD generalization. Since we expect that an invariant classifier can generalize to unseen domains, we hope to bound $\text{err}(f)$ in terms of the certain variation of f . To this end, we define the variation and informativeness of f in terms of its features, i.e.,

$$\begin{aligned} \mathcal{V}^{\text{sup}}(h, \mathcal{E}_{avail}) &\triangleq \sup_{\beta \in \mathcal{S}^{d-1}} \mathcal{V}(\beta^\top h, \mathcal{E}_{avail}), \\ \mathcal{I}^{\text{inf}}(h, \mathcal{E}_{avail}) &\triangleq \inf_{\beta \in \mathcal{S}^{d-1}} \mathcal{I}(\beta^\top h, \mathcal{E}_{avail}), \end{aligned}$$

where $(\beta^\top h)(x) = \beta^\top h(x)$ is a feature and $\mathcal{S}^{d-1} = \{\beta \in \mathbb{R}^d : \|\beta\|_2 = 1\}$ is the unit $(d-1)$ -sphere.

Necessity of using supremum over linear combination. One seemingly plausible definition of the variation of a classifier f can be the supremum over all $\mathcal{V}(\phi_i, \mathcal{E}_{avail}), i \in [d]$. However, as is shown in Appendix 1, it is possible that two high dimensional joint distributions have close marginal distribution in each dimension, while they do not overlap. In other words, there exist cases where $\mathcal{V}(\phi_i, \mathcal{E}_{all}) = 0, \forall i \in [d]$ but after applying the top model g over ϕ_i 's, the distribution varies a lot in \mathcal{E}_{avail} . Our definition comes from the simple idea that the class of top model \mathcal{G} is at least a linear space, so we should at least consider the variation of every (normalized) linear combination of $h(\cdot)$. With this, we can guarantee the joint distribution distance is still small.

Theorem 4.1 (Main Theorem). *Suppose we have learned a classifier $f(x) = g(h(x))$ such that $\forall e \in \mathcal{E}_{all}$ and $\forall y \in \mathcal{Y}$, $p_{h^e|Y^e}(h|y) \in L^2(\mathbb{R}^d)$. Denote the characteristic function of random variable $h^e|Y^e$ as $\hat{p}_{h^e|Y^e}(t|y) = \mathbb{E}[\exp\{i\langle t, h^e \rangle\} | Y^e = y]$. Assume the hypothetical space \mathcal{F} satisfies the following regularity conditions that $\exists \alpha, M_1, M_2 > 0, \forall f \in \mathcal{F}, \forall e \in \mathcal{E}_{all}, y \in \mathcal{Y}$,*

$$\int_{h \in \mathbb{R}^d} p_{h^e|Y^e}(h|y) |h|^\alpha dh \leq M_1 \quad \text{and} \quad \int_{t \in \mathbb{R}^d} |\hat{p}_{h^e|Y^e}(t|y)| |t|^\alpha dt \leq M_2. \quad (4.1)$$

If $(\mathcal{E}_{avail}, \mathcal{E}_{all})$ is $(s(\cdot), \mathcal{I}^{inf}(h, \mathcal{E}_{avail}))$ -learnable under Φ with Total Variation ρ^3 , then we have

$$\text{err}(f) \leq O\left(s(\mathcal{V}_\rho^{sup}(h, \mathcal{E}_{avail}))^{\frac{\alpha^2}{(\alpha+d)^2}}\right). \quad (4.2)$$

Here ρ is total variation distance, and $O(\cdot)$ depends on d, C, α, M_1, M_2 .

The above theorem holds for a general classifier learned by any algorithms. Due to its generality, we need to introduce some technical regularity conditions on the density function. The assumption (4.1) assume the decay rate of density and its characteristic function, which is common in the literature, e.g. [Cav00]. This theorem demonstrates that, the generalization error can be bounded by a function of the variation of h , and it converges to 0 as the variation approaches to 0. Under some special but typical case where the top model g is linear, we can further show that even without the regularity conditions in Theorem 4.1, we have a much better (linear) convergence rate.

Theorem 4.2 (Linear Top Model). *Consider any loss satisfying $\ell(\hat{y}, y) = \sum_{k=1}^K \ell_0(\hat{y}_k, y_k)$.⁴ For any classifier with linear top model g , i.e.,*

$$f(x) = Ah(x) + b \quad \text{with} \quad A \in \mathbb{R}^{K \times d}, b \in \mathbb{R}^K,$$

if $(\mathcal{E}_{avail}, \mathcal{E}_{all})$ is $(s(\cdot), \mathcal{I}^{inf}(h, \mathcal{E}_{avail}))$ -learnable under Φ with Total Variation ρ , then we have

$$\text{err}(f) \leq O\left(s(\mathcal{V}^{sup}(h, \mathcal{E}_{avail}))\right). \quad (4.3)$$

Here $O(\cdot)$ depends only on d and C .

Discussion. Theorem 4.1 shows that, for any model, the generalization gap depends largely on the model's variation captured by $\mathcal{V}^{sup}(h, \mathcal{E}_{avail})$. The result is irrelevant to the algorithm and provides a guarantee for the generalization gap from \mathcal{E}_{avail} to \mathcal{E}_{all} , so long as the learned model f is invariant, i.e. $\mathcal{V}^{sup}(h, \mathcal{E}_{avail})$ is small. When $s(\cdot)$ is fixed, a model with smaller $\mathcal{V}^{sup}(h, \mathcal{E}_{avail})$ results in a smaller gap, which matches our understanding that invariant features in \mathcal{E}_{avail} are

³For two distribution \mathbb{P}, \mathbb{Q} with probability density function p, q , $\rho(\mathbb{P}, \mathbb{Q}) = \frac{1}{2} \int_x |p(x) - q(x)| dx$.

⁴This decomposition is a technical assumption to make the proof more convenient. Truncated square loss or Truncated absolute loss satisfy this assumption.

somehow invariant in \mathcal{E}_{all} . When $\mathcal{V}^{\sup}(h, \mathcal{E}_{avail})$ is fixed, more difficult generalization will generate a larger expansion function, which leads to a larger gap. For the Gaussian class with bounded mean and variance, $\alpha \gg d$ and the convergent rate is almost linear.

However, without any constraint to g , the convergent rate might be small. Theorem 4.2 then offers a generalization bound with a *linear* convergent rate under mild assumptions when g is linear, which is common in reality. It relaxes the concentration assumption (Formula 4.1) and asks only for the integrability of the density. The convergent rate is identical to the convergent rate of the expansion function, showing that $s(\cdot)$ captures the generalization quite well.

Proof Sketch of Theorem 4.1. The proof of the main result, Theorem 4.1, is decomposed into the following steps. First, we transform $\text{err}(f)$ into the Total Variation of joint distributions of features in different domains (Step 1). To bound the Total Variation, it is sufficient to bound the distance of the corresponding Fourier transform, and further, it is equivalent to bound the Radon transform of joint distributions (Step 2). Eventually, we show that $\mathcal{V}^{\sup}(\beta^\top h, \mathcal{E}_{avail})$ can be used to bound the Radon transform, which finishes the proof (Step 3).

Step 1. The OOD generalization error can be bounded as:

$$\text{err}(f) \leq \sup_{(e, e') \in (\mathcal{E}_{avail}, \mathcal{E}_{all})} \frac{C}{K} \sum_{y \in \mathcal{Y}} \int_{h \in \mathbb{R}^d} |p_{h^e|Y^e}(h|y) - p_{h^{e'}|Y^{e'}}(h|y)| dh. \quad (4.4)$$

Step 2. According to the assumption (4.1), the dominant term in (4.4) is

$$\int_{|h| \leq r_1} \left| \int_{|t| \leq r_2} e^{-i\langle h, t \rangle} (\hat{p}_{h^e|Y^e}(t|y) - \hat{p}_{h^{e'}|Y^{e'}}(t|y)) dt \right| dt, \quad (4.5)$$

where r_1 and r_2 are well-selected scalars that depend on $s(\mathcal{V}_\rho^{\sup}(h, \mathcal{E}_{avail}))$. By the Projection Theorem [KT12, Nat01] and the Fourier Inversion Formula, (4.5) is bounded above by

$$O(r_1^d r_2^d) \times \int_{u \in \mathbb{R}} |\mathcal{R}_{e'}(\beta, u) - \mathcal{R}_e(\beta, u)| du, \quad (4.6)$$

where $\mathcal{R}_e(\beta, u)$ is the Radon transform of $p_{h^e|Y^e}(t|y)$.

Step 3. The right-hand side of Formula 4.5 can be bounded by $O(r_1^d r_2^d s(\mathcal{V}_\rho^{\sup}(h, \mathcal{E}_{avail})))$. We finish the proof by selecting appropriate r_1 and r_2 to balance the rate of the dominant term and other minor terms. For more details, please see Appendix 2 for the complete proofs.

Now we turn to the lower bound of $\text{err}(f)$.

Theorem 4.3 (Lower Bound). *Consider 0-1 loss: $\ell(\hat{y}, y) = \mathbb{I}(\hat{y} \neq y)$. For any $\delta > 0$ and any expansion function satisfying 1) $s'_+(0) \triangleq \lim_{x \rightarrow 0^+} \frac{s(x) - s(0)}{x} \in (1, +\infty)$; 2) exists $k > 1, t > 0$, s.t. $kx \leq s(x) < +\infty, x \in [0, t]$, there exists a constant C_0 and an OOD generalization problem $(\mathcal{E}_{avail}, \mathcal{E}_{all})$ that is $(s(\cdot), \delta)$ -learnable under linear feature space Φ w.r.t symmetric KL-divergence ρ , s.t. $\forall \varepsilon \in [0, \frac{t}{2}]$, the optimal classifier f satisfying $\mathcal{V}^{\sup}(h, \mathcal{E}_{avail}) = \varepsilon$ will have the OOD generalization error lower bounded by*

$$\text{err}(f) \geq C_0 \cdot s(\mathcal{V}^{\sup}(h, \mathcal{E}_{avail})). \quad (4.7)$$

Theorem 4.3 shows that $\text{err}(f)$ of optimal classifier f is lower bounded by its variation. Here “optimal” means the classifier that minimize $\mathcal{L}(f, \mathcal{E}_{avail})$. Altogether, the above three theorems offer a bidirectional control of OOD generalization error, showing that our formulation can offer a fine-grained description of most OOD generalization problem in a theoretical way. To pursue a good

OOD performance, OOD algorithm should focus on improving predictive performance on \mathcal{E}_{avail} and controlling the variation $\mathcal{V}^{\text{sup}}(h, \mathcal{E}_{avail})$ simultaneously. Note that this bound starts from population error, and we call for future works to combine our generalization bound and traditional bound from data samples to population error, giving a more complete characterization of the problem.

5 Variation as a Factor of Model Selection Criterion

As is pointed out in [GLP20], model selection has a significant effect on domain generalization, and any OOD algorithm without a model selection criterion is not complete. [GLP20] trained more than 45,900 models with different algorithms, and results show that when traditional selection methods are applied, none of OOD algorithms can outperform ERM [Vap92] by a significant margin. This result is not strange, since traditional selection methods focus mainly on (validation) accuracy, which is biased in OOD generalization [GLP20, YXLL21]. A very typical example is Colored MNIST [ABGLP19], where the image is colored according to the label, but the relationship varies across domains. As explained in [ABGLP19], ERM principle will only capture this spurious feature (color) and performs badly in \mathcal{E}_{all} . Since ERM is exactly minimizing loss in \mathcal{E}_{avail} , any model selection method using validation accuracy alone is likely to choose ERM rather than any other OOD algorithm [YXLL21]. Thus no algorithm will have a significant improvement compared to ERM.

A natural question arises: what else can we use, in addition to accuracy? Theorem 4.1 points out that, learning feature with small variation across \mathcal{E}_{avail} is important for decreasing OOD generalization error. Once a model f achieves a small $\mathcal{V}^{\text{sup}}(h, \mathcal{E}_{avail})$, then $\text{err}(f)$ will be small. If the validation accuracy is also high, we shall know that the OOD accuracy will remain high. To this end, we propose our heuristic selection criterion (Algorithm 1). Instead of considering validation accuracy alone, we combine it with feature variation and *select the model with high validation accuracy as well as low variation*.

Algorithm 1: Model Selection

Input: available dataset $\mathcal{X}_{avail} = (\mathcal{X}_{train}, \mathcal{X}_{val})$, candidate models set \mathcal{M} , var_acc_rate r_0 .
for $f = g \circ h$ **in** \mathcal{M} **do**
 for i **in** $[d]$ **do**
 $\hat{\mathcal{V}}_i \leftarrow \max_{y \in \mathcal{Y}, \mathcal{X}^e \neq \mathcal{X}^{e'} \in \mathcal{X}_{avail}} \text{Total Variation}(\mathbb{P}(\phi_i^e | y), \mathbb{P}(\phi_i^{e'} | y));$ \triangleright Use GPU KDE
 end
 $\mathcal{V}_f \leftarrow \text{mean}_{i \in [d]} \hat{\mathcal{V}}_i$
 $\text{Acc}_f \leftarrow \text{compute validation accuracy of } f \text{ using } \mathcal{X}_{val}$
end
Return $\text{argmax}_{f \in \mathcal{M}} (\text{Acc}_f - r_0 \mathcal{V}_f)$

We briefly explain Algorithm 1 here. For each candidate model, we calculate its variation using the average of each feature’s variation, i.e., $\frac{1}{d} \sum_{i \in [d]} \mathcal{V}(\phi_i, \mathcal{X}_{avail})$. When deriving the bounds, we use \mathcal{V}^{sup} instead of their average because we need to consider *the worst case*, i.e., the worst top model. In practice, we find out that the average of $\mathcal{V}(\phi_i, \mathcal{X}_{avail})$ is enough to improve selection.

Our criterion of model selection is

$$\text{Acc}_f - r_0 \mathcal{V}_f, \tag{5.1}$$

i.e., we select a model with high validation accuracy and low variation *simultaneously*. Here r_0 is a hyper-parameter representing the concrete relationship between $\text{err}(f)$ and \mathcal{V}_f . Although we have already used one hyper-parameter to help select multiple hyper-parameter combinations, it is natural to ask whether we can further get rid of the selection of r_0 . Since r_0 represents the relationship between variation and accuracy, which is actually determined by the unknown expansion function, explicitly calculating r_0 is not possible. However, we can empirically estimate r_0 using $r_0 = \frac{\text{Std}_{f \in \hat{\mathcal{M}}} \text{Acc}_f}{\text{Std}_{f \in \hat{\mathcal{M}}} \mathcal{V}_f}$, where $\hat{\mathcal{M}} \subset \mathcal{M}$ is the model with not bad validation accuracy. We do not use the whole set \mathcal{M} because some OOD algorithms will perform extremely bad when the penalty is huge, and these models will influence our estimation of the ratio. Since high validation means large informativeness in learned features, the use of $\hat{\mathcal{M}}$ is an implicit application of informative assumption.

As shown in Section 6.1, our method can select models with higher OOD accuracy in various OOD datasets. We also explain in Appendix 3 why our method can outperform the traditional method in Color MNIST, where the dataset is hand-make and simple enough to calculate the expansion function.

6 Experiments

In this section, we conduct experiments to compare our model selection criterion (Section 5) with the baseline method⁵ [GLP20]. Since both the variation and informativeness in Definition 3.1 are based on one-dimensional features, we can directly estimate these quantities feature-by-feature and design model selection method based on them. To verify the existence of the expansion function and to see what it’s like in a real-world dataset, we plot nearly 2 million features trained in a common-used OOD dataset and compute their variation and informativeness. We then draw the expansion function for this problem.

6.1 Experiments on Model Selection

In this section, we conduct experiments to compare the performance of models selected by our method and by validation accuracy. We train models on different datasets, different \mathcal{E}_{avail} , and select models according to a different selection criteria. We then compare the OOD accuracy of selected models.

Settings We train our model on three benchmark OOD datasets (PACS [LYSH17], OfficeHome [VECP17], VLCS [TE11]) and consider all possible selections of $(\mathcal{E}_{avail}, \mathcal{E}_{all})$. We choose ResNet-50 as our network architecture. We use ERM [Vap92] and four common-used OOD algorithms (CORAL [SS16], Inter-domain Mixup [YSL⁺20], Group DRO [SKHL19], and IRM [ABGLP19]). For each environment setup, we train 200 models using different algorithms, penalties, learning rates, and epoch. After training, we employ different selection methods and compare the OOD accuracy of the selected models. As stated in Section 5, we use the standard deviation of \mathcal{V} and validation accuracy in $\hat{\mathcal{M}}$ to estimate r_0 , where $\hat{\mathcal{M}} = \{f \in \mathcal{M} : \text{Acc}_f \geq \max_{\hat{f}} \text{Acc}_{\hat{f}} - 0.1\}$. Note that calculating $\mathcal{V}(\phi_i, \mathcal{X}_{avail})$ takes calculus many times, so we design a parallel GPU kernel density estimation to speed up the whole process a hundred times and manage to finish one model in seconds. For more details about the experiments, see Appendix 4.

⁵Our experiments is conducted in DomainBed: <https://github.com/facebookresearch/DomainBed>.

Table 1: Model Selection Result. “Env” denotes the unseen domain during training. “Val” denotes the OOD accuracy of model selected by validation accuracy.

PACS	Env	A	C	P	S	avg	acc inc
	Val	85.20%	80.42%	96.17%	77.86%	84.91%	-
	Ours	88.72%	81.74%	96.83%	79.00%	86.57%	1.66%↑
OfficeHome	Env	A	C	P	R	avg	acc inc
	Val	61.85%	55.56%	74.72%	76.25%	67.09%	-
	Ours	65.76%	55.07%	75.20%	76.31%	68.09%	1.00%↑
VLCS	Env	C	L	S	V	avg	acc inc
	Val	97.46%	64.83%	69.50% ⁶	70.97%	75.69%	-
	Ours	97.81%	66.98%	69.50%	70.97%	76.32%	0.63%↑

Result We summarize our experimental results in Table 1. For each environment setup, we select the best model according to Algorithm 1 and validation accuracy. The results show that on all datasets, our selection criterion significantly outperforms the validation accuracy in average OOD accuracy. For a more detailed comparison, our method improves the OOD accuracy in most of the 12 setups. Our experiments demonstrate that our criterion can help select models with higher OOD accuracy.

6.2 Learnability of Real-World OOD Problem

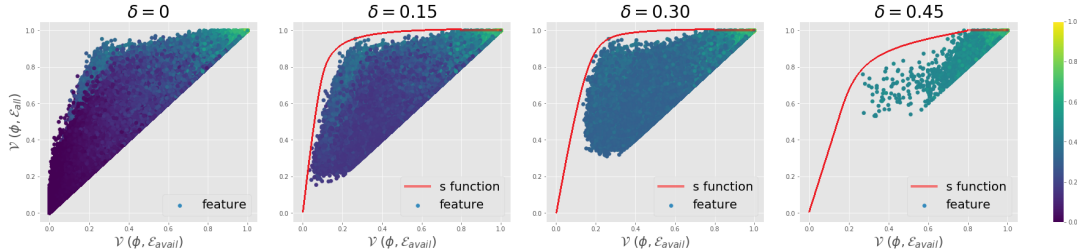


Figure 1: The expansion function of the OOD generalization problem on Office-Home. The x-axis stands for $\mathcal{V}(\phi, \mathcal{E}_{avail})$ and the y-axis for $\mathcal{V}(\phi, \mathcal{E}_{all})$. There are approximately 2 million points in each image, with each point representing a feature, and its color represents its informativeness. The solid red line stands for the expansion function under the corresponding δ . When δ increases, the expansion function decreases. When $\delta = 0$, no expansion function can make it learnable.

One may wonder if the expansion function really exists and what it will look like for a real-world OOD generalization task. In this section, we consider the OOD dataset Office-Home [VECP17]. We explicitly plot *millions of* features’ $\mathcal{V}_\rho(\phi, \mathcal{E}_{avail})$ and $\mathcal{V}_\rho(\phi, \mathcal{E}_{all})$ with Total Variation ρ to see what the expansion function is like in this task. We take the architecture as ResNet-50 [HZRS16], and we trained thousands of models with more than five algorithms, obtaining about 2 million features. The results are in Figure 1.

⁶Notice that some OOD accuracy are the same in the two methods since the same model is selected. This happens when the unseen domain is close to \mathcal{E}_{avail} so that the validation accuracy metric is close to ours.

Existence of $s(\cdot)$. When $\delta = 0$, some non-informative features are nearly 0-invariant across \mathcal{E}_{avail} but are varying across \mathcal{E}_{all} , so no expansion function can make this task learnable, i.e., this task is NOT $(s(\cdot), 0)$ for any expansion function. But as δ increases, only informative features are left, and now we can find appropriate $s(\cdot)$ to make it learnable. We can clearly realize from the figure that $s(\cdot)$ do exist when $\delta \geq 0.15$.

Trade-off between $s(\cdot)$ and δ . The second phenomenon is that the slope of $s(\cdot)$ decreases as δ increases, showing a trade-off between $s(\cdot)$ and δ . Although this trade-off comes naturally from the definition of learnability, it has a deep meaning. As is shown in Section 4, $\text{err}(f)$ is bounded by $O(s(\varepsilon))$ where ε is the variation of the model. To make the bound tighter, a natural idea is to choose a flatter $s(\cdot)$. However, a flatter $s(\cdot)$ corresponds to a larger δ . Typically, learning a model to meet this higher informativeness requirement is more difficult, and it is possible that the algorithm achieves this by capturing more domain-specific features, which will therefore increase the variation of the model, ε . As a result, we are not sure whether $s(\varepsilon)$ will increase or decrease. We believe this is also the essence of model selection: i.e., *to trade-off between the variation and informativeness of a model*, which is done in Formula 5.1.

7 More Related Works

Domain generalization [BLS11, MBS13], or OOD generalization, has drawn much attention recently [GLP20, KSM⁺20]. The goal is to learn a model from several training domains and expect good performance on unseen test domains. [WLL⁺21, ZLQ⁺21] offer a comprehensive survey. A popular solution is to extract domain-invariant feature representation. [PBM16] and [RCSTP18] proved that when the model is linear, the invariance under training domains can help discover invariant features on test domains. [ABGLP19] introduces the invariant prediction into neural networks and proposes a practical objective function. After that, a lot of works arise from the view of causal discovery, distributional robustness and conditional independence [ASVD20, BSH⁺20, CJZ21, CZYJ20, JBJ20, KY20, KCJ⁺20, PNO⁺20, SKHL19, XCLL20]. On the other hand, some works point out the weakness of existing methods from the theoretical and experimental perspectives [AWD⁺20, GLP20, KTSS21, NAN20, RRR20].

The OOD generalization requires restrictions on how the target domains may differ. A straightforward approach is to define a set of test domains around the training domain using some distribution distance measure [Bag05, BKMZ19, EK18, HH13, SKHL19, SAMEK15, SND18, XCLL20]. Another feasible route is the causal framework which is robust to the test distributions caused by interventions [Pea09, PJS17] on variables, e.g., [ABGLP19, HDM21, MvOC⁺17, Mei18, MSA⁺20, PWP⁺19, RCSTP18, SJP⁺12]. The principle of these methods is that a causal model is invariant and can achieve the minimal worst-case risk [Ald89, Haa44, Pea09, RCSTP18]. Since the test distribution is unknown, additional assumptions are required for generalization analysis. [BLS11, DLS⁺19, MBS13] assume that the domains are generated from a hyper-distribution and measures the average risk estimation error bound. [AMFM19] derives a risk bound for any linear combination of training domains. For more related results in domain adaptation, a closed field where the test domains can be seen but are unlabeled, please see [BDBC⁺07, BDBC⁺10, JSR19].

8 Conclusion

In this paper, we take the first step towards a rigorous theoretical framework of OOD generalization. We propose a mathematical formulation to characterize the learnability of OOD generalization problem. Based on our framework, we prove generalization bounds and give guarantees for OOD generalization error. Inspired by our bound, we design a model selection criterion to check the model’s variation and validation accuracy simultaneously. Experiments show that our metric has a significant advantage over the traditional selection method.

9 Appendix: Illustration of Model’s Variation

In this section, we illustrate why we need to define the variation of a model f as

$$\mathcal{V}^{\sup}(h, \mathcal{E}_{avail}) \triangleq \sup_{\beta \in \mathcal{S}^{d-1}} \mathcal{V}(\beta^\top h, \mathcal{E}_{avail}),$$

where $(\beta^\top h)(x) = \beta^\top h(x)$ and $\mathcal{S}^{d-1} = \{\beta \in \mathbb{R}^d : \|\beta\|_2 = 1\}$ is the unit $(d-1)$ -sphere.



Figure 2: The Failure Case.

One seemingly plausible definition of the variation of a classifier f can be the supremum over all $\mathcal{V}(\phi_i, \mathcal{E}_{avail}), i \in [d]$. However, there exist cases where $\mathcal{V}(\phi_i, \mathcal{E}_{all}) = 0, \forall i \in [d]$ but the distribution of h varies a lot in \mathcal{E}_{avail} . We give a concrete failure case here.

Consider a binary classification task with $\mathcal{Y} = \{-1, 1\}$ and let $d = 2$. Assume we learn a feature extractor $h = (\phi_1, \phi_2)^\top$ such that for a given label y , the distributions of h under two domains are

$$\begin{aligned} \text{Domain 1: } & y \sim \text{unif}\{+1, -1\}, \quad h|y \sim \mathcal{N}(y(4, 4)^\top, \mathbf{I}_2) \\ \text{Domain 2: } & y \sim \text{unif}\{+1, -1\}, \quad h|y \sim \mathcal{N}(y(4, -4)^\top, \mathbf{I}_2). \end{aligned}$$

It is easy to see that the marginal distributions of both features alone are identical across the two domains. However, the distributions of h are different (nearly separate at all). The empirical distributions of the two domains are present in Figure 2. This example shows that merely control

the supremum of $\mathcal{V}(\phi_i, \mathcal{E}_{avail}), i \in [d]$ is not enough to control the Total Variation of two domains' density, and so it is not enough to upper bound the $\text{err}(f)$. To do so, we need a stronger quantity like $\mathcal{V}^{\text{sup}}(h, \mathcal{E}_{avail})$.

10 Appendix: Proofs

In this section, we provide complete proofs of our three bounds.

10.1 Proof of Theorem 4.1

Theorem *Let the loss function $\ell(\cdot, \cdot)$ be bounded by $[0, C]$. We denote*

$$\begin{aligned}\mathcal{V}^{\text{sup}}(h, \mathcal{E}_{avail}) &\triangleq \sup_{\beta \in \mathcal{S}^{d-1}} \mathcal{V}(\beta^\top h, \mathcal{E}_{avail}), \\ \mathcal{I}^{\text{inf}}(h, \mathcal{E}_{avail}) &\triangleq \inf_{\beta \in \mathcal{S}^{d-1}} \mathcal{I}(\beta^\top h, \mathcal{E}_{avail}),\end{aligned}$$

where $(\beta^\top h)(x) = \beta^\top h(x)$ is a feature and $\mathcal{S}^{d-1} = \{\beta \in \mathbb{R}^d : \|\beta\|_2 = 1\}$ is the unit $(d-1)$ -sphere. Suppose we have learned a classifier $f(x) = g(h(x))$ such that for any $e \in \mathcal{E}_{all}$ and $y \in \mathcal{Y}$, $p_{h^e|Y^e}(h|y) \in L^2(\mathbb{R}^d)$. Denote the characteristic function of random variable $h^e|Y^e$ as

$$\hat{p}_{h^e|Y^e}(t|y) = \mathbb{E}[\exp\{i\langle t, h^e \rangle\} | Y^e = y].$$

Assume the hypothetical space \mathcal{F} satisfies the following regularity conditions that $\exists \alpha, M_1, M_2 > 0, \forall f \in \mathcal{F}, \forall e \in \mathcal{E}_{all}, y \in \mathcal{Y}$,

$$\int_{h \in \mathbb{R}^d} p_{h^e|Y^e}(h|y) |h|^\alpha dh \leq M_1 \quad \text{and} \quad \int_{t \in \mathbb{R}^d} \hat{p}_{h^e|Y^e}(t|y) |t|^\alpha dt \leq M_2. \quad (10.1)$$

If $(\mathcal{E}_{avail}, \mathcal{E}_{all})$ is $(s(\cdot), \mathcal{I}^{\text{inf}}(h, \mathcal{E}_{avail}))$ -learnable under Φ with Total Variation ρ^6 , then we have

$$\text{err}(f) \leq O\left(s(\mathcal{V}_\rho^{\text{sup}}(h, \mathcal{E}_{avail}))^{\frac{\alpha^2}{(\alpha+d)^2}}\right).$$

Here $O(\cdot)$ depends on d, C, α, M_1, M_2 .

Proof. For any $e \in \mathcal{E}_{avail}$ and $e' \in \mathcal{E}_{all}$,

$$\mathbb{P}_Y(y) = \mathbb{P}_{Y^e}(y) = \mathbb{P}_{Y^{e'}}(y).$$

We can decompose the loss gap between e and e' as

$$\begin{aligned}& \mathbb{E}[\ell(f(X^{e'}), Y^{e'})] - \mathbb{E}[\ell(f(X^e), Y^e)] \\ &= \mathbb{E}[\ell(g(h(X^{e'})), Y^{e'})] - \mathbb{E}[\ell(g(h(X^e)), Y^e)] \\ &= \sum_{y=1}^K \mathbb{P}_Y(y) \left(\mathbb{E}[\ell(g(h(X^{e'})), Y^{e'}) | Y^{e'} = y] - \mathbb{E}[\ell(g(h(X^e)), Y^e) | Y^e = y] \right).\end{aligned}$$

Therefore, to bound $\text{err}(f)$, it is sufficient to bound

$$\left| \mathbb{E}[\ell(f(X^{e'}), Y^{e'}) | Y^{e'} = y] - \mathbb{E}[\ell(f(X^e), Y^e) | Y^e = y] \right|$$

⁶For two distribution \mathbb{P}, \mathbb{Q} with probability density function p, q , $\rho(\mathbb{P}, \mathbb{Q}) = \frac{1}{2} \int_x |p(x) - q(x)| dx$.

for any $y \in \mathcal{Y}, (e, e') \in (\mathcal{E}_{avail}, \mathcal{E}_{all})$. Given y, e, e' , we have

$$\begin{aligned} & \left| \mathbb{E}[\ell(f(X^{e'}), Y^{e'}) | Y^{e'} = y] - \mathbb{E}[\ell(f(X^e), Y^e) | Y^e = y] \right| \\ & \leq C \int_{\mathbb{R}^d} |p_{h^{e'}|Y^{e'}}(h|y) - p_{h^e|Y^e}(h|y)| dh = C * I \end{aligned}$$

where h^e represents the d -dimensional random vector $h(X^e)$ and

$$I = \int_{\mathbb{R}^d} |p_{h^{e'}|Y^{e'}}(h|y) - p_{h^e|Y^e}(h|y)| dh.$$

In the following, we shall show that the term I is upper bounded by $O(s(\mathcal{V}^{\sup}(h, \mathcal{E}_{avail})))$.

First, we decomposed the term I into $I_1 + I_2$ where

$$\begin{aligned} I_1 &= \int_{|h| \leq r_1} |p_{h^{e'}|Y^{e'}}(h|y) - p_{h^e|Y^e}(h|y)| dh \\ I_2 &= \int_{|h| > r_1} |p_{h^{e'}|Y^{e'}}(h|y) - p_{h^e|Y^e}(h|y)| dh. \end{aligned}$$

Here r_1 is a scalar to be decided, and $|h|$ is the Euclidean norm of h . According to (10.1), the term I_2 is bounded above:

$$\begin{aligned} I_2 &\leq \int_{|h| > r_1} |p_{h^{e'}|Y^{e'}}(h|y) - p_{h^e|Y^e}(h|y)| |h|^\alpha r_1^{-\alpha} dh \\ &\leq r_1^{-\alpha} \left(\int_{h \in \mathbb{R}^d} |p_{h^{e'}|Y^{e'}}(h|y)| |h|^\alpha dh + \int_{h \in \mathbb{R}^d} |p_{h^e|Y^e}(h|y)| |h|^\alpha dh \right) \\ &\leq 2M_1 r_1^{-\alpha}. \end{aligned}$$

Next we deal with I_1 . Since $p_{h^{e'}|Y^{e'}} \in L^1(\mathbb{R}^d)$ and $\hat{p}_{h^e|Y^e} \in L^1(\mathbb{R}^d)$,

$$p_{h^e|Y^e}(h|y) = \int_{t \in \mathbb{R}^d} e^{-i\langle t, h \rangle} \hat{p}_{h^e|Y^e}(t|y) dt.$$

Then we have

$$\begin{aligned} & |p_{h^{e'}|Y^{e'}}(h|y) - p_{h^e|Y^e}(h|y)| \\ & \leq \left| \int_{t \in \mathbb{R}^d} \exp(-i\langle t, h \rangle) (\hat{p}_{h^{e'}|Y^{e'}}(t|y) - \hat{p}_{h^e|Y^e}(t|y)) dt \right| \\ & \leq \int_{t \in \mathbb{R}^d} |\hat{p}_{h^{e'}|Y^{e'}}(t|y) - \hat{p}_{h^e|Y^e}(t|y)| dt \\ & \leq \int_{|t| \leq r_2} |\hat{p}_{h^{e'}|Y^{e'}}(t|y) - \hat{p}_{h^e|Y^e}(t|y)| dt \\ & \quad + r_2^{-\alpha} \int_{|t| > r_2} |\hat{p}_{h^{e'}|Y^{e'}}(t|y) - \hat{p}_{h^e|Y^e}(t|y)| |t|^\alpha dt \\ & \leq \int_{|t| \leq r_2} |\hat{p}_{h^{e'}|Y^{e'}}(t|y) - \hat{p}_{h^e|Y^e}(t|y)| dt + 2M_2 r_2^{-\alpha}. \end{aligned}$$

Plugging the above upper bound into I_1 ,

$$\begin{aligned} I_1 &\leq \int_{|h| \leq r_1} \int_{|t| \leq r_2} |\hat{p}_{h^{e'}|Y^{e'}}(t|y) - \hat{p}_{h^e|Y^e}(t|y)| dt dh + \int_{|h| \leq r_1} 2M_2 r_2^{-\alpha} dh \\ &\leq \frac{\pi^{d/2}}{\Gamma(d/2 + 1)} r_1^d \times I_3 + \frac{2M_2 \pi^{d/2}}{\Gamma(d/2 + 1)} r_1^d r_2^{-\alpha} \end{aligned}$$

where

$$I_3 = \int_{|t| \leq r_2} |\hat{p}_{h^{e'}}(t|y) - \hat{p}_{h^e}(t|y)| dt.$$

Note that $p_{h^e|Y^e}(t|y) \in L^1(\mathbb{R}^d) \cap L^2(\mathbb{R}^d)$. By the Projection theorem [Nat01, KT12],

$$\widehat{\mathcal{R}}_e(\beta, u) = \hat{p}_{h^e|Y^e}(u\beta|y), \quad u \in \mathbb{R}, \quad \beta \in S^{d-1}, \quad (10.2)$$

where $\mathcal{R}_e(\beta, u)$ is the Radon transform of $p_{h^e|Y^e}(t|y)$:

$$\mathcal{R}_e(\beta, u) = \int_{h: \langle h, \beta \rangle = u} p_{h^e|Y^e}(h|y) dv$$

and $\widehat{\mathcal{R}}_e(\beta, w)$ is the Fourier transform of $\mathcal{R}_e(\beta, u)$ with respect to u :

$$\widehat{\mathcal{R}}_e(\beta, w) = \int_{u \in \mathbb{R}} \exp(iuw) \mathcal{R}_e(\beta, u) du.$$

Thus we can rewrite the term I_3 as

$$\begin{aligned} I_3 &= \int_{\beta \in S^{d-1}} \int_{|w| \in [0, r_2]} |w|^{d-1} |\widehat{\mathcal{R}}_{e'}(\beta, w) - \widehat{\mathcal{R}}_e(\beta, w)| dw d\beta \\ &\leq r_2^{d-1} \int_{\beta \in S^{d-1}} \int_{|w| \in [0, r_2]} |\widehat{\mathcal{R}}_{e'}(\beta, w) - \widehat{\mathcal{R}}_e(\beta, w)| dw ds \beta \\ &\leq r_2^{d-1} \int_{\beta \in S^{d-1}} \int_{|w| \in [0, r_2]} \int_{u \in \mathbb{R}} |\mathcal{R}_{e'}(\beta, u) - \mathcal{R}_e(\beta, u)| du dw d\beta. \end{aligned}$$

Since the problem is $(s(\cdot), \mathcal{I}^{\text{inf}}(h, \mathcal{E}_{\text{avail}}))$ -learnable, and $\forall \beta \in S^{d-1}$, the informativeness of feature $\beta^\top h$ is lower bounded by

$$\mathcal{I}(\beta^\top h, \mathcal{E}_{\text{avail}}) \geq \mathcal{I}^{\text{inf}}(h, \mathcal{E}_{\text{avail}}),$$

we know that for any $\beta \in S^{d-1}$,

$$\mathcal{V}(\beta^\top h, \mathcal{E}_{\text{all}}) \leq s(\mathcal{V}(\beta^\top h, \mathcal{E}_{\text{avail}})).$$

Therefore, we have

$$\begin{aligned} \mathcal{V}^{\text{sup}}(h, \mathcal{E}_{\text{all}}) &= \sup_{\beta \in S^{d-1}} \mathcal{V}(\beta^\top h, \mathcal{E}_{\text{all}}) \\ &\leq \sup_{\beta \in S^{d-1}} s(\mathcal{V}(\beta^\top h, \mathcal{E}_{\text{avail}})) = s(\mathcal{V}^{\text{sup}}(h, \mathcal{E}_{\text{avail}})). \end{aligned}$$

Note that, for any given β , $\mathcal{R}_e(\beta, u)$ is the probability density of the projected feature $\beta^\top h$. So for any $e', e \in \mathcal{E}_{\text{all}}$,

$$\int_{u \in \mathbb{R}} |\mathcal{R}_{e'}(\beta, u) - \mathcal{R}_e(\beta, u)| du \leq s(\mathcal{V}^{\text{sup}}(h, \mathcal{E}_{\text{avail}})).$$

Therefore,

$$I_3 \leq 2r_2^d \times \frac{\pi^{d/2}}{\Gamma(d/2 + 1)} \times s(\varepsilon).$$

Combining the result of I_1 , I_2 and I_3 , we have

$$I \leq \frac{2\pi^d}{\Gamma^2(d/2 + 1)} r_1^d r_2^d s(\mathcal{V}^{\text{sup}}(h, \mathcal{E}_{\text{avail}})) + \frac{2M_2\pi^{d/2}}{\Gamma(d/2 + 1)} r_1^d r_2^{-\alpha} + 2M_1 r_1^{-\alpha}.$$

We take

$$r_1 = M_1^{\frac{1}{\alpha+d}} M_2^{-\frac{d}{(\alpha+d)^2}} s(\mathcal{V}^{\sup}(h, \mathcal{E}_{avail}))^{-\frac{\alpha}{(\alpha+d)^2}},$$

and

$$r_2 = M_2^{\frac{1}{\alpha+d}} s(\mathcal{V}^{\sup}(h, \mathcal{E}_{avail}))^{-\frac{1}{\alpha+d}}.$$

Hence

$$I \leq \left(\frac{2\pi^d}{\Gamma^2(d/2+1)} + \frac{2\pi^{d/2}}{\Gamma(d/2+1)} + 2 \right) M_1^{\frac{d}{\alpha+d}} M_2^{\frac{\alpha d}{(\alpha+d)^2}} s(\mathcal{V}^{\sup}(h, \mathcal{E}_{avail}))^{\frac{\alpha^2}{(\alpha+d)^2}}.$$

The proof is finished. \square

10.2 Proof of Theorem 4.2

Theorem Consider any loss satisfying $\ell(\hat{y}, y) = \sum_{k=1}^K \ell_0(\hat{y}_k, y_k)$. Let the loss function $\ell_0(\cdot, \cdot)$ be bounded by $[0, C]$.

For any classifier with linear top model g , i.e.,

$$f(x) = Ah(x) + b \quad \text{with} \quad A \in \mathbb{R}^{K \times d}, \quad b \in \mathbb{R}^K,$$

if $(\mathcal{E}_{avail}, \mathcal{E}_{all})$ is $(s(\cdot), \mathcal{I}^{\inf}(h, \mathcal{E}_{avail}))$ -learnable under Φ with Total Variation ρ , then we have

$$\text{err}(f) \leq O\left(s(\mathcal{V}^{\sup}(h, \mathcal{E}_{avail}))\right). \quad (10.3)$$

Here $O(\cdot)$ depends only on d and C .

Proof. For any $e \in \mathcal{E}_{avail}$ and $e' \in \mathcal{E}_{all}$, we know that $\mathbb{P}_Y(y) = \mathbb{P}_{Y^e}(y) = \mathbb{P}_{Y^{e'}}(y)$. Furthermore the generalization gap between e and e' is

$$\begin{aligned} & \mathbb{E}[\ell(f(X^{e'}), Y^{e'})] - \mathbb{E}[\ell(f(X^e), Y^e)] \\ &= \sum_{y=1}^K \mathbb{P}_Y(y) \left(\mathbb{E}[\ell(f(X^{e'}), Y^{e'}) | Y^{e'} = y] - \mathbb{E}[\ell(f(X^e), Y^e) | Y^e = y] \right) \\ &= \sum_{y=1}^K \mathbb{P}_Y(y) \left(\mathbb{E} \left[\sum_{j=1}^K \ell_0(f(X^{e'})_j, y_j) | Y^{e'} = y \right] - \mathbb{E} \left[\sum_{j=1}^K \ell_0(f(X^e)_j, y_j) | Y^e = y \right] \right) \\ &= \sum_{y=1}^K \sum_{j=1}^K \mathbb{P}_Y(y) \left(\mathbb{E}[\ell_0(f(X^{e'})_j, y_j) | Y^{e'} = y] - \mathbb{E}[\ell_0(f(X^e)_j, y_j) | Y^e = y] \right), \end{aligned}$$

where $f(X^{e'})_j = A_j h(x) + b_j$. Here A_j is the j -th row of the matrix A and b_j stands for the j -th element of the vector b . Then it suffices to uniformly bound

$$\begin{aligned} & \left| \mathbb{E}[\ell_0(f(X^{e'})_j, y_j) | Y^{e'} = y] - \mathbb{E}[\ell_0(f(X^e)_j, y_j) | Y^e = y] \right| \\ &= \left| \int_{\mathbb{R}^d} \ell_0(A_j h + b_j, y) (p_{h^{e'} | Y^{e'}}(h|y) - p_{h^e | Y^e}(h|y)) dh \right|, \end{aligned}$$

where h^e is the d -dimensional random vector $h(X^e)$. Let $t = A_j h + b_j$. Then,

$$\begin{aligned} & \left| \int_{\mathbb{R}^d} \ell_0(A_j h + b_j, y) (p_{h^{e'} | Y^{e'}}(h|y) - p_{h^e | Y^e}(h|y)) dh \right| \\ &= \left| \int_{t \in \mathbb{R}} \int_{\frac{A_j}{\|A_j\|_2} h + \frac{b_j}{\|A_j\|_2} = \frac{t}{\|A_j\|_2}} \ell_0(t, y) (p_{h^{e'} | Y^{e'}}(h|y) - p_{h^e | Y^e}(h|y)) dh dt \right| \\ &\leq C \times \left| \int_{t \in \mathbb{R}} \mathcal{R}_{e'} \left(\frac{A_j}{\|A_j\|_2}, \frac{t - b_j}{\|A_j\|_2} \right) - \mathcal{R}_e \left(\frac{A_j}{\|A_j\|_2}, \frac{t - b_j}{\|A_j\|_2} \right) dt \right| \\ &\leq O(s(\mathcal{V}^{\sup}(h, \mathcal{E}_{avail}))). \end{aligned}$$

Hence

$$\mathbb{E}[\ell(f(X^{e'}), Y^{e'})] - \mathbb{E}[\ell(f(X^e), Y^e)] \leq O(s(\mathcal{V}^{\text{sup}}(h, \mathcal{E}_{\text{avail}}))).$$

□

10.3 Proof of Theorem 4.3

Theorem Consider 0-1 loss: $\ell(\hat{y}, y) = \mathbb{I}(\hat{y} \neq y)$. For any $\delta > 0$ and any expansion function satisfying 1) $s'_+(0) \triangleq \lim_{x \rightarrow 0^+} \frac{s(x) - s(0)}{x} \in (1, +\infty)$; 2) exists $k > 1, t > 0$, s.t. $kx \leq s(x) < +\infty, x \in [0, t]$, there exists a constant C_0 and an OOD generalization problem $(\mathcal{E}_{\text{avail}}, \mathcal{E}_{\text{all}})$ that is $(s(\cdot), \delta)$ -learnable under linear feature space Φ w.r.t symmetric KL-divergence ρ , s.t. $\forall \varepsilon \in [0, \frac{t}{2}]$, the optimal classifier f satisfying $\mathcal{V}^{\text{sup}}(h, \mathcal{E}_{\text{avail}}) = \varepsilon$ will have the OOD generalization error lower bounded by

$$\text{err}(f) \geq C_0 \cdot s(\mathcal{V}^{\text{sup}}(h, \mathcal{E}_{\text{avail}})) \quad (10.4)$$

Proof. The expansion function $s(x)$ satisfies $kx \leq s(x) < +\infty, x \in [0, t]$. Construct an another function as:

$$\tilde{s}(x) = \begin{cases} kx & x \leq t \\ s(x) & x > t \end{cases}.$$

Clearly, $\tilde{s}(\cdot)$ is also an expansion function. According to Lemma 10.1, for $(\tilde{s}(x), \delta)$, there exists a constant $C_1 > 0$ and $(\mathcal{E}_{\text{avail}}, \mathcal{E}_{\text{all}})$ that is $(\tilde{s}(\cdot), \delta)$, s.t. for any $\mathcal{V}^{\text{sup}}(h, \mathcal{E}_{\text{avail}}) \leq \frac{t}{2}$, the optimal classifier f satisfies

$$\text{err}(f) \geq C_1 \tilde{s}(\mathcal{V}^{\text{sup}}(h, \mathcal{E}_{\text{avail}})) = C_1 k_1 \mathcal{V}^{\text{sup}}(h, \mathcal{E}_{\text{avail}}).$$

Then it suffices to find a constant C'_0 such that

$$\mathcal{V}^{\text{sup}}(h, \mathcal{E}_{\text{avail}}) \geq C'_0 s(\mathcal{V}^{\text{sup}}(h, \mathcal{E}_{\text{avail}})).$$

Notice that $s'_+(0) = M' \in (1, +\infty)$. Thus there exists δ such that $\forall x \in [0, \delta], \frac{s(x)}{x} \leq 2M'$. In addition, $s(x) \leq M, x \in [0, t/2]$. Then, for any $x \geq \delta, \frac{x}{s(x)} \geq \frac{\delta}{M}$. Let $C'_0 = \max\{\frac{\delta}{M}, \frac{1}{2M'}\}$. So, for any $x \in [0, t/2], x \geq C'_0 s(x)$. The proof is finished. □

Lemma 10.1 (lower bound for linear expansion function). Consider 0-1 loss $\ell(\hat{y}, y) = \mathbb{I}(\hat{y} \neq y)$. For any linear expansion function $s(x) = kx, x \in [0, t], k \in (1, +\infty)$ and any $\delta > 0$, there exists a constant C_1 and an OOD generalization problem $(\mathcal{E}_{\text{avail}}, \mathcal{E}_{\text{all}})$ that is $(s(\cdot), \delta)$ -learnable under linear feature space Φ with symmetric KL-divergence ρ , s.t. $\forall \varepsilon \leq \frac{t}{2}$, the optimal classifier f satisfying $\mathcal{V}^{\text{sup}}(h, \mathcal{E}_{\text{avail}}) = \varepsilon$ have $\text{err}(f)$ bounded by

$$\text{err}(f) \geq C_1 \cdot s(\mathcal{V}^{\text{sup}}(h, \mathcal{E}_{\text{avail}})). \quad (10.5)$$

Proof. We construct $(\mathcal{E}_{\text{avail}}, \mathcal{E}_{\text{all}})$ as a binary classification task, where there are two domains in $\mathcal{E}_{\text{avail}}$, denoted as $\{1, 2\}$, and other two domains in $\mathcal{E}_{\text{all}} \setminus \mathcal{E}_{\text{avail}}$, denoted as $\{3, 4\}$. The dataset (x, y) for domain $e \in \mathcal{E}_{\text{all}}$ is constructed as

$$y \sim \text{unif}\{-1, 1\}, z \sim \mathcal{N}(ry, 1), \eta^e \sim \mathcal{N}(a_e y, 1), x^e = \begin{pmatrix} z \\ \eta^e \end{pmatrix}.$$

Here we set

$$a_1 = -\sqrt{\frac{t}{2}}, \quad a_2 = \sqrt{\frac{t}{2}}, \quad a_3 = -\sqrt{\frac{kt}{2}}, \quad a_4 = \sqrt{\frac{kt}{2}}, \quad r = \sqrt{t}.$$

For any $\mathbf{w} = (w_1, w_2)^\top$, the distribution of $\phi^e = \mathbf{w}^\top x^e$ given y is

$$\phi^e | y \sim \mathcal{N}(y(w_1 r + w_2 a_e), \|\mathbf{w}\|^2).$$

Now we calculate the variation of the feature. Notice that the symmetric KL divergence ρ of two Gaussian distributions $\mathbb{P}_1 \sim N(\mu_1, \sigma^2)$ and $\mathbb{P}_2 \sim N(\mu_2, \sigma^2)$ is

$$\begin{aligned} \rho(\mathbb{P}_1, \mathbb{P}_2) &= \frac{1}{2} D_{KL}(\mathbb{P}_1 \| \mathbb{P}_2) + \frac{1}{2} D_{KL}(\mathbb{P}_2 \| \mathbb{P}_1) \\ &= \frac{1}{2} \frac{1}{\sigma^2} (\mu_1 - \mu_2)^2. \end{aligned}$$

Therefore, we have

$$\mathcal{V}(\phi^e, \mathcal{E}_{avail}) = \sup_{y \in \{-1, 1\}} \frac{w_2^2 |a_1 - a_2|^2}{2 \|\mathbf{w}\|_2^2} = \frac{t w_2^2}{\|\mathbf{w}\|_2^2} \leq t,$$

and

$$\mathcal{V}(\phi^e, \mathcal{E}_{all}) = \sup_{y \in \{-1, 1\}} \sup_{e, e'} \frac{w_2^2 |a_e - a_{e'}|^2}{2 \|\mathbf{w}\|_2^2} = k \frac{t w_2^2}{\|\mathbf{w}\|_2^2}.$$

Thus, for any $\phi \in \Phi$,

$$s(\mathcal{V}(\phi, \mathcal{E}_{avail})) = k \frac{t w_2^2}{\|\mathbf{w}\|_2^2} \geq \mathcal{V}(\phi, \mathcal{E}_{all}).$$

Therefore the OOD generalization problem $(\mathcal{E}_{avail}, \mathcal{E}_{all})$ that is $(s(\cdot), \delta)$ -learnable under linear feature space Φ with symmetric KL-divergence ρ .

Optimal Classifier Now we consider $h(x) = (\phi_1(x), \dots, \phi_d(x))^\top$ such that $\mathcal{V}^{\sup}(h, \mathcal{E}_{avail}) = \varepsilon \leq \frac{t}{2}$, and see what the optimal classifier is like. Let $\mathbf{w}_i = (w_{i1}, w_{i2})^\top$ be the coefficients of ϕ_i .

If for any $i \in [d]$, $w_{i2} = 0$. Then $s(\mathcal{V}^{\sup}(\phi, \mathcal{E}_{avail})) = 0$ and for any f , $\text{err}(f) = 0$. So inequality 10.5 holds.

Now suppose there exists $i_0 \in [d]$ such that $w_{i_0 2} \neq 0$. Without loss of generality, we assume $i_0 = 1$ and $\|\mathbf{w}_i\| \neq 0$ for any $i \in [d]$. We then claim that $\forall i \in [d], \exists c_i \in \mathbb{R}, \mathbf{w}_i = c_i \mathbf{w}_1$. Otherwise, there exists a normalized vector $\beta \in \mathbb{R}^d$ such that $\beta^\top h(x) = c'(0, 1)^\top x$, and we have $\mathcal{V}(\beta^\top h, \mathcal{E}_{avail}) = t$, which is contradictory to $\mathcal{V}^{\sup}(h, \mathcal{E}_{avail}) \leq \frac{t}{2}$.

Since $\phi_i = c_i \phi_1$, it is obvious that under any loss function, the loss of optimal classifier on h is the same as the optimal classifier on ϕ_1 . In the following, we shall focus on the optimal loss on ϕ_1 .

Without loss of generality, we further denote ϕ_1 as $\phi(x) = (w_1, w_2)x$ and $w_1 > 0$. Since $\mathcal{V}^{\sup}(h, \mathcal{E}_{avail}) = \varepsilon \leq t/2$, $|w_2| \leq w_1$. In addition, we have $r > |a_e|, e \in \{1, 2\}$. Therefore, $w_1 r + w_2 a_e > 0, \text{sign}(y(w_1 r + w_2 a_e)) = \text{sign}(y)$, and we can easily realize that for any $e \in \mathcal{E}_{avail}$, the optimal classifier is $f(x) = \text{sign}(\phi(x))$.

The loss of f in \mathcal{E}_{avail} is

$$\begin{aligned}
\mathcal{L}(\mathcal{E}_{avail}, f) &= \max_{e \in \{1, 2\}} \frac{1}{2} [\mathbb{P}[f(x^e) < 0 | Y = 1] + \mathbb{P}[f(x) > 0 | Y = -1]] \\
&= \max_{e \in \{1, 2\}} \mathbb{P}[f(x^e) < 0 | Y = 1] \\
&= \max_{e \in \{1, 2\}} \int_{-\infty}^0 \frac{1}{\sqrt{2\pi}\|\mathbf{w}\|} \exp\left(-\frac{1}{2} \frac{(\phi - (w_1 r + w_2 a_e))^2}{\|\mathbf{w}\|^2}\right) d\phi \\
&= \max_{e \in \{1, 2\}} \int_{w_1 r + w_2 a_e}^{+\infty} \frac{1}{\sqrt{2\pi}\|\mathbf{w}\|} \exp\left(-\frac{1}{2} \frac{\phi^2}{\|\mathbf{w}\|^2}\right) d\phi \\
&= \int_{w_1 r - |w_2| \sqrt{\frac{t}{2}}}^{+\infty} \frac{1}{\sqrt{2\pi}\|\mathbf{w}\|} \exp\left(-\frac{1}{2} \frac{\phi^2}{\|\mathbf{w}\|^2}\right) d\phi \\
&= \int_{\hat{w}_1 r - |\hat{w}_2| \sqrt{\frac{t}{2}}}^{+\infty} \frac{1}{\sqrt{2\pi}} \exp\left(-\frac{1}{2} \phi^2\right) d\phi,
\end{aligned}$$

where $\hat{w}_1 = w_1/\|\mathbf{w}\|$ and $\hat{w}_2 = w_2/\|\mathbf{w}\|$. Similarly, we have

$$\mathcal{L}(\mathcal{E}_{all}, f) = \int_{\hat{w}_1 r - |\hat{w}_2| \sqrt{\frac{kt}{2}}}^{+\infty} \frac{1}{\sqrt{2\pi}} \exp\left(-\frac{1}{2} \phi^2\right) d\phi.$$

Combined together, the OOD generalization error of the optimal classifier with $\mathcal{V}^{\text{sup}}(h, \mathcal{E}_{avail}) = \varepsilon$ is

$$\begin{aligned}
\text{err}(f) &= \int_{\hat{w}_1 r - |\hat{w}_2| \sqrt{\frac{kt}{2}}}^{+\infty} \frac{1}{\sqrt{2\pi}} \exp\left(-\frac{1}{2} \phi^2\right) d\phi - \int_{\hat{w}_1 r - |\hat{w}_2| \sqrt{\frac{t}{2}}}^{+\infty} \frac{1}{\sqrt{2\pi}} \exp\left(-\frac{1}{2} \phi^2\right) d\phi \\
&= \int_{\hat{w}_1 r - |\hat{w}_2| \sqrt{\frac{kt}{2}}}^{\hat{w}_1 r - |\hat{w}_2| \sqrt{\frac{t}{2}}} \frac{1}{\sqrt{2\pi}} \exp\left(-\frac{1}{2} \phi^2\right) d\phi \\
&\geq C(\sqrt{k} - 1) \sqrt{\frac{t}{2}} |\hat{w}_2| \\
&\geq C(\sqrt{k} - 1) \sqrt{\frac{t}{2}} |\hat{w}_2|^2 \\
&= \frac{C(\sqrt{k} - 1) \sqrt{\frac{t}{2}}}{kt} s(\mathcal{V}^{\text{sup}}(h, \mathcal{E}_{avail})).
\end{aligned}$$

We finish our proof by choosing $C_1 = \frac{C(\sqrt{k}-1)\sqrt{\frac{t}{2}}}{kt}$.

□

11 Appendix: Experiment on Colored MNIST

In this section, we conduct experiment on ColoredMNIST, a hand designed OOD dataset, to illustrate why validation accuracy fail to select a good model in OOD dataset.

11.1 Colored MNIST

The Colored MNIST [ABGLP19] is a common-used synthetic dataset in OOD generalization problem. In the dataset, picture is labeled with 0 or 1, and it contains two color channels, one of which being 28×28 pixels gray scale image from MNIST [LBBH98] while the other being a zero matrix. Let the grayscale image and the colored image be X and \tilde{X} respectively, i.e., $\tilde{X} = [X, 0]^\top$ and $\tilde{X} = [0, X]^\top$ correspond to red and green image. Given a domain $e \in [0, 1]$, for an original

image X with the label $\hat{Y} = \mathbb{I}\{\text{digit} \leq 4\}$, the data point in Colored MNIST is constructed with

$$Y = \begin{cases} \hat{Y} & \text{w.p. } 0.75 \\ 1 - \hat{Y} & \text{w.p. } 0.25 \end{cases}, \quad \tilde{X}^e = \begin{cases} [X, 0]^\top & \text{w.p. } e + (1 - 2e)Y \\ [0, X]^\top & \text{w.p. } e + (1 - 2e)(1 - Y) \end{cases} \quad (11.1)$$

According to (11.1), the digit shape is invariant over domains, and the color is varying but might be more informative than the digit shape in some domains. The difficulty of OOD generalization is that we need to avoid learning color, since in $e \in \mathcal{E}_{all}$ the relationship between e and y might be entirely reversed.

11.2 Learnability of Colored MNIST

As a warm-up, We first prove that for any δ , Colored MNIST is a $(s(\cdot), \delta)$ -learnable OOD problem under any feature space Φ with the total variation distance ρ , where

$$s(\varepsilon) = \frac{\max_{e, e' \in \mathcal{E}_{all}} |e - e'|}{\max_{e, e' \in \mathcal{E}_{avail}} |e - e'|} \varepsilon. \quad (11.2)$$

Here we assume the original dataset MNIST is generated from a distribution.

Proof. Denote $\phi(\tilde{X}^e)$ as ϕ^e and the density of $\phi(\tilde{X}^e)|Y^e = y$ as $p_{e,y}(x)$. In addition, denote the density of $\phi([X, 0]^\top)|Y^e = y$ as $p_{e,y}^1(x)$ and the density of $\phi([0, X]^\top)|Y^e = y$ as $p_{e,y}^2(x)$. Therefore, we have $\forall e, y$,

$$p_{e,y}(x) = [e + (1 - 2e)y]p_{e,y}^1(x) + [e + (1 - 2e)(1 - y)]p_{e,y}^2(x)$$

Since the distance $\rho(\cdot, \cdot)$ is total variation, we know that for any two domains e, e' ,

$$\begin{aligned} & \rho(\mathbb{P}(\phi^e|Y^e = y), \mathbb{P}(\phi^{e'}|Y^{e'} = y)) \\ &= \frac{1}{2} \int |p_{e,y}(x) - p_{e',y}(x)| dx \\ &= \frac{1}{2} \int \left| [e + (1 - 2e)y]p_{e,y}^1(x) + [e + (1 - 2e)(1 - y)]p_{e,y}^2(x) \right. \\ & \quad \left. - [e' + (1 - 2e')y]p_{e',y}^1(x) - [e' + (1 - 2e')(1 - y)]p_{e',y}^2(x) \right| dx \end{aligned}$$

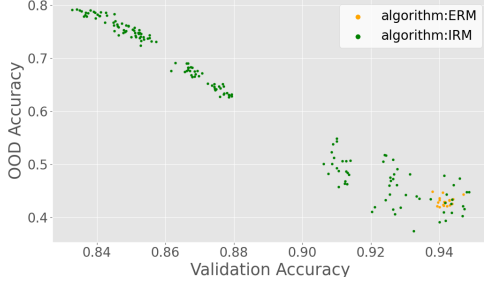
Notice that X is invariant across domains. Thus for all x, y ,

$$p_{e,y}^1(x) = p_{e',y}^1(x), p_{e,y}^2(x) = p_{e',y}^2(x).$$

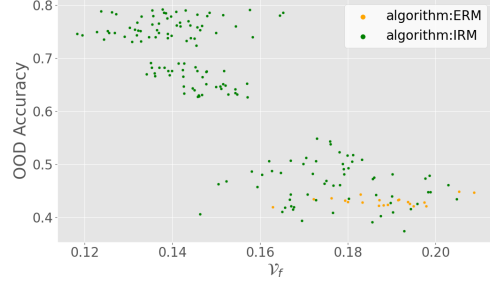
We can omit the subscript e and

$$\begin{aligned} & \rho(\mathbb{P}(\phi^e|Y^e = y), \mathbb{P}(\phi^{e'}|Y^{e'} = y)) \\ &= \frac{1}{2} \int \left| (e - e')(1 - 2y)p_y^1(x) - (e - e')(2y - 1)p_y^2(x) \right| dx \\ &= |e - e'| \int |p_y^1(x) - p_y^2(x)| dx \\ &= C|e - e'|, \end{aligned}$$

where C is a constant independent to e, δ . By choosing e, e' separately in \mathcal{E}_{avail} and \mathcal{E}_{all} , we can derive the expansion function of Colored MNIST. □



(a) Validation accuracy and OOD accuracy. They are *negative* correlated, i.e., high validation accuracy leads to low OOD accuracy.



(b) Variation and OOD accuracy. They are *negative* correlated, i.e., low variation leads to high OOD accuracy.

Figure 3: Experiment Result on Colored MNIST

11.3 Validation Accuracy VS Out-of-distribution Accuracy in Colored MNIST

We conduct experiments on the Colored MNIST dataset. As Figure 3a shows, validation accuracy on Colored MNIST has a negative relation with OOD accuracy. Therefore, using validation accuracy as a metric to select will result in a poor OOD accuracy. By contrast, the correlation between variation OOD accuracy is also negative, meaning that the smaller the variation is, the higher the OOD accuracy will be.

12 Appendix: Experiment Details

In this section we list our experiment details. We finish all of our experiment on 8 RTX3090 GPUs and 12 RTX2080 GPUs. It costs over 14,400 GPU hours.

Architecture & Dataset We use ResNet50 as our model architecture. The network except last linear and softmax layer is regarded as feature extractor $h(x)$ where the feature dimension $d = 2048$. We train our model on three real world OOD datasets (PACS [LYSH17], VLCS [TE11], OfficeHome [VECP17]) by different algorithms and hyperparameters, and collect those models for selection procedure. Both datasets have 4 different environments. For each environment, we split it into 20% and 80% splits. The large part is used for training and OOD test. The small part is used for validation. We compare our criterion with validation criterion on each environment. We use Adam as our optimizer and weight decay is set to zero.

Data Augmentation Data augmentation is an important method for domain generalization problem. In our experiment, we follow same data augmentation setting in [GLP20]. We first crops of random size and aspect ratio, resizing to 224×224 pixels, then we do random horizontal flips

Table 2: Algorithm specific hyperparameter choice

Algorithms	ERM	CORAL	GroupDRO	Mixup	IRM
Penalty	-	$\lambda=1,0.1,0.01$	$\eta=0.1,0.01$	$\alpha=0.1,0.2$	iter=1000, $\lambda=1,10$
lr	1e-4,5e-5				
steps	2500,5000				

and color jitter. We also grayscale the image with 10% probability, and normalize image with the ImageNet channel means and standard deviations.

Hyperparameters & Algorithm We search ERM [Vap92] and four common OOD algorithms (Inter-domain Mixup [YSL⁺20], Group DRO [SKHL19], CORAL [SS16] and IRM [ABGLP19]). Specific hyper-parameters are listed in Table 2. We train each setting for 5 times.

Baseline The performance of “Val” method is similar to another accuracy-based selection as is shown in [GLP20]. We compare this method with ours.

References

- [ABGLP19] Martin Arjovsky, Léon Bottou, Ishaan Gulrajani, and David Lopez-Paz. Invariant risk minimization. *arXiv preprint arXiv:1907.02893*, 2019.
- [Ald89] John Aldrich. Autonomy. *Oxford Economic Papers*, 41(1):15–34, 1989.
- [AMFM19] Isabela Albuquerque, João Monteiro, Tiago H Falk, and Ioannis Mitliagkas. Adversarial target-invariant representation learning for domain generalization. *arXiv preprint arXiv:1911.00804*, 2019.
- [ASVD20] Kartik Ahuja, Karthikeyan Shanmugam, Kush Varshney, and Amit Dhurandhar. Invariant risk minimization games. *arXiv preprint arXiv:2002.04692*, 2020.
- [AWD⁺20] Kartik Ahuja, Jun Wang, Amit Dhurandhar, Karthikeyan Shanmugam, and Kush R Varshney. Empirical or invariant risk minimization? a sample complexity perspective. *arXiv preprint arXiv:2010.16412*, 2020.
- [Bag05] J Andrew Bagnell. Robust supervised learning. In *Proceedings of the national conference on artificial intelligence*, volume 20, page 714. Menlo Park, CA; Cambridge, MA; London; AAAI Press; MIT Press; 1999, 2005.
- [BDBC⁺07] Shai Ben-David, John Blitzer, Koby Crammer, Fernando Pereira, et al. Analysis of representations for domain adaptation. *Advances in neural information processing systems*, 19:137, 2007.
- [BDBC⁺10] Shai Ben-David, John Blitzer, Koby Crammer, Alex Kulesza, Fernando Pereira, and Jennifer Wortman Vaughan. A theory of learning from different domains. *Machine learning*, 79(1):151–175, 2010.

- [BDR⁺19] Yoshua Bengio, Tristan Deleu, Nasim Rahaman, Nan Rosemary Ke, Sebastien Lachapelle, Olexa Bilaniuk, Anirudh Goyal, and Christopher Pal. A meta-transfer objective for learning to disentangle causal mechanisms. In *International Conference on Learning Representations*, 2019.
- [BKMZ19] Jose Blanchet, Yang Kang, Karthyek Murthy, and Fan Zhang. Data-driven optimal transport cost selection for distributionally robust optimization. In *2019 Winter Simulation Conference (WSC)*, pages 3740–3751. IEEE, 2019.
- [BLS11] Gilles Blanchard, Gyemin Lee, and Clayton Scott. Generalizing from several related classification tasks to a new unlabeled sample. *Advances in neural information processing systems*, 24:2178–2186, 2011.
- [BSH⁺20] Haoyue Bai, Rui Sun, Lanqing Hong, Fengwei Zhou, Nanyang Ye, Han-Jia Ye, S-H Gary Chan, and Zhenguo Li. Decaug: Out-of-distribution generalization via decomposed feature representation and semantic augmentation. *arXiv preprint arXiv:2012.09382*, 2020.
- [BVHP18] Sara Beery, Grant Van Horn, and Pietro Perona. Recognition in terra incognita. In *Proceedings of the European Conference on Computer Vision (ECCV)*, September 2018.
- [Cav00] Laurent Cavalier. Efficient estimation of a density in a problem of tomography. *Annals of Statistics*, pages 630–647, 2000.
- [CJZ21] Elliot Creager, Joern-Henrik Jacobsen, and Richard Zemel. Exchanging lessons between algorithmic fairness and domain generalization, 2021.
- [CZYJ20] Shiyu Chang, Yang Zhang, Mo Yu, and Tommi Jaakkola. Invariant rationalization. In *International Conference on Machine Learning*, pages 1448–1458. PMLR, 2020.
- [DJL20] Alex J DeGrave, Joseph D Janizek, and Su-In Lee. Ai for radiographic covid-19 detection selects shortcuts over signal. *medRxiv*, 2020.
- [DLS⁺19] Aniket Anand Deshmukh, Yunwen Lei, Srinagesh Sharma, Urun Dogan, James W Cutler, and Clayton Scott. A generalization error bound for multi-class domain generalization. *arXiv preprint arXiv:1905.10392*, 2019.
- [EK18] Peyman Mohajerin Esfahani and Daniel Kuhn. Data-driven distributionally robust optimization using the wasserstein metric: Performance guarantees and tractable reformulations. *Mathematical Programming*, 171(1-2):115–166, 2018.
- [GLP20] Ishaan Gulrajani and David Lopez-Paz. In search of lost domain generalization. *arXiv preprint arXiv:2007.01434*, 2020.
- [GUA⁺16] Yaroslav Ganin, Evgeniya Ustinova, Hana Ajakan, Pascal Germain, Hugo Larochelle, François Laviolette, Mario Marchand, and Victor Lempitsky. Domain-adversarial training of neural networks. *The journal of machine learning research*, 17(1):2096–2030, 2016.
- [Haa44] Trygve Haavelmo. The probability approach in econometrics. *Econometrica: Journal of the Econometric Society*, pages iii–115, 1944.

- [HDM21] Christina Heinze-Deml and Nicolai Meinshausen. Conditional variance penalties and domain shift robustness. *Machine Learning*, 110(2):303–348, 2021.
- [HH13] Zhaolin Hu and L Jeff Hong. Kullback-leibler divergence constrained distributionally robust optimization. *Available at Optimization Online*, 2013.
- [HZRS16] Kaiming He, Xiangyu Zhang, Shaoqing Ren, and Jian Sun. Deep residual learning for image recognition. In *Proceedings of the IEEE Conference on Computer Vision and Pattern Recognition (CVPR)*, June 2016.
- [JBJ20] Wengong Jin, Regina Barzilay, and Tommi Jaakkola. Domain extrapolation via regret minimization. *arXiv preprint arXiv:2006.03908*, 2020.
- [JBJ21] Wengong Jin, Regina Barzilay, and Tommi S. Jaakkola. Enforcing predictive invariance across structured biomedical domains, 2021.
- [JSR19] Fredrik D Johansson, David Sontag, and Rajesh Ranganath. Support and invertibility in domain-invariant representations. In *The 22nd International Conference on Artificial Intelligence and Statistics*, pages 527–536. PMLR, 2019.
- [KCJ⁺20] David Krueger, Ethan Caballero, Joern-Henrik Jacobsen, Amy Zhang, Jonathan Binas, Remi Le Priol, and Aaron Courville. Out-of-distribution generalization via risk extrapolation (rex). *arXiv preprint arXiv:2003.00688*, 2020.
- [KSM⁺20] Pang Wei Koh, Shiori Sagawa, Henrik Marklund, Sang Michael Xie, Marvin Zhang, Akshay Balsubramani, Weihua Hu, Michihiro Yasunaga, Richard Lanus Phillips, Sara Beery, et al. Wilds: A benchmark of in-the-wild distribution shifts. *arXiv preprint arXiv:2012.07421*, 2020.
- [KT12] Aleksandr Petrovich Korostelev and Alexandre B Tsybakov. *Minimax theory of image reconstruction*, volume 82. Springer Science & Business Media, 2012.
- [KTSS21] Pritish Kamath, Akilesh Tangella, Danica J Sutherland, and Nathan Srebro. Does invariant risk minimization capture invariance? *arXiv preprint arXiv:2101.01134*, 2021.
- [KY20] Masanori Koyama and Shoichiro Yamaguchi. Out-of-distribution generalization with maximal invariant predictor. *arXiv preprint arXiv:2008.01883*, 2020.
- [LBBH98] Yann LeCun, Léon Bottou, Yoshua Bengio, and Patrick Haffner. Gradient-based learning applied to document recognition. *Proceedings of the IEEE*, 86(11):2278–2324, 1998.
- [LPWK18] Haoliang Li, Sinno Jialin Pan, Shiqi Wang, and Alex C Kot. Domain generalization with adversarial feature learning. In *Proceedings of the IEEE Conference on Computer Vision and Pattern Recognition*, pages 5400–5409, 2018.
- [LYSH17] Da Li, Yongxin Yang, Yi-Zhe Song, and Timothy M Hospedales. Deeper, broader and artier domain generalization. In *Proceedings of the IEEE international conference on computer vision*, pages 5542–5550, 2017.

- [MBS13] Krikamol Muandet, David Balduzzi, and Bernhard Schölkopf. Domain generalization via invariant feature representation. In *International Conference on Machine Learning*, pages 10–18, 2013.
- [Mei18] Nicolai Meinshausen. Causality from a distributional robustness point of view. In *2018 IEEE Data Science Workshop (DSW)*, pages 6–10. IEEE, 2018.
- [MSA⁺20] Jens Müller, Robert Schmier, Lynton Ardizzone, Carsten Rother, and Ullrich Köthe. Learning robust models using the principle of independent causal mechanisms. *arXiv preprint arXiv:2010.07167*, 2020.
- [MTRAR⁺12] Jose G Moreno-Torres, Troy Raeder, Rocío Alaiz-Rodríguez, Nitesh V Chawla, and Francisco Herrera. A unifying view on dataset shift in classification. *Pattern recognition*, 45(1):521–530, 2012.
- [MvOC⁺17] Sara Magliacane, Thijs van Ommen, Tom Claassen, Stephan Bongers, Philip Versteeg, and Joris M Mooij. Domain adaptation by using causal inference to predict invariant conditional distributions. *arXiv preprint arXiv:1707.06422*, 2017.
- [NAN20] Vaishnavh Nagarajan, Anders Andreassen, and Behnam Neyshabur. Understanding the failure modes of out-of-distribution generalization. *arXiv preprint arXiv:2010.15775*, 2020.
- [Nat01] Frank Natterer. *The mathematics of computerized tomography*. SIAM, 2001.
- [PBM16] Jonas Peters, Peter Bühlmann, and Nicolai Meinshausen. Causal inference by using invariant prediction: identification and confidence intervals. *Journal of the Royal Statistical Society. Series B (Statistical Methodology)*, pages 947–1012, 2016.
- [Pea09] Judea Pearl. *Causality*. Cambridge university press, 2009.
- [PJS17] Jonas Peters, Dominik Janzing, and Bernhard Schölkopf. *Elements of causal inference: foundations and learning algorithms*. The MIT Press, 2017.
- [PNO⁺20] Giambattista Parascandolo, Alexander Neitz, Antonio Orvieto, Luigi Gresele, and Bernhard Schölkopf. Learning explanations that are hard to vary. *arXiv preprint arXiv:2009.00329*, 2020.
- [PWP⁺19] Niklas Pfister, Evan G Williams, Jonas Peters, Ruedi Aebersold, and Peter Bühlmann. Stabilizing variable selection and regression. *arXiv preprint arXiv:1911.01850*, 2019.
- [RCSTP18] Mateo Rojas-Carulla, Bernhard Schölkopf, Richard Turner, and Jonas Peters. Invariant models for causal transfer learning. *The Journal of Machine Learning Research*, 19(1):1309–1342, 2018.
- [RRR20] Elan Rosenfeld, Pradeep Ravikumar, and Andrej Risteski. The risks of invariant risk minimization. *arXiv preprint arXiv:2010.05761*, 2020.
- [RRSS19] Benjamin Recht, Rebecca Roelofs, Ludwig Schmidt, and Vaishaal Shankar. Do imagenet classifiers generalize to imagenet? In *International Conference on Machine Learning*, pages 5389–5400. PMLR, 2019.

- [SAMEK15] Soroosh Shafieezadeh Abadeh, Peyman M Mohajerin Esfahani, and Daniel Kuhn. Distributionally robust logistic regression. *Advances in Neural Information Processing Systems*, 28:1576–1584, 2015.
- [SJP⁺12] Bernhard Schölkopf, Dominik Janzing, Jonas Peters, Eleni Sgouritsa, Kun Zhang, and Joris Mooij. On causal and anticausal learning. *arXiv preprint arXiv:1206.6471*, 2012.
- [SKHL19] Shiori Sagawa, Pang Wei Koh, Tatsunori B Hashimoto, and Percy Liang. Distributionally robust neural networks. In *International Conference on Learning Representations*, 2019.
- [SND18] Aman Sinha, Hongseok Namkoong, and John Duchi. Certifying some distributional robustness with principled adversarial training. In *International Conference on Learning Representations*, 2018.
- [SS16] Baochen Sun and Kate Saenko. Deep coral: Correlation alignment for deep domain adaptation. In *European conference on computer vision*, pages 443–450. Springer, 2016.
- [TDS⁺20] Rohan Taori, Achal Dave, Vaishaal Shankar, Nicholas Carlini, Benjamin Recht, and Ludwig Schmidt. Measuring robustness to natural distribution shifts in image classification. *Advances in Neural Information Processing Systems*, 33, 2020.
- [TE11] Antonio Torralba and Alexei A Efros. Unbiased look at dataset bias. In *CVPR 2011*, pages 1521–1528. IEEE, 2011.
- [Vap92] Vladimir Vapnik. Principles of risk minimization for learning theory. In *Advances in neural information processing systems*, pages 831–838, 1992.
- [VECP17] Hemanth Venkateswara, Jose Eusebio, Shayok Chakraborty, and Sethuraman Panchanathan. Deep hashing network for unsupervised domain adaptation. In *Proceedings of the IEEE Conference on Computer Vision and Pattern Recognition*, pages 5018–5027, 2017.
- [WLL⁺21] Jindong Wang, Cuiling Lan, Chang Liu, Yidong Ouyang, Wenjun Zeng, and Tao Qin. Generalizing to unseen domains: A survey on domain generalization. *arXiv preprint arXiv:2103.03097*, 2021.
- [XCLL20] Chuanlong Xie, Fei Chen, Yue Liu, and Zhenguo Li. Risk variance penalization. *arXiv preprint arXiv:2006.07544*, 2020.
- [YSL⁺20] Shen Yan, Huan Song, Nanxiang Li, Lincan Zou, and Liu Ren. Improve unsupervised domain adaptation with mixup training. *arXiv preprint arXiv:2001.00677*, 2020.
- [YXLL21] Haotian Ye, Chuanlong Xie, Yue Liu, and Zhenguo Li. Out-of-distribution generalization analysis via influence function. *arXiv preprint arXiv:2101.08521*, 2021.
- [ZLQ⁺21] Kaiyang Zhou, Ziwei Liu, Yu Qiao, Tao Xiang, and Chen Change Loy. Domain generalization: A survey. *arXiv preprint arXiv:2103.02503*, 2021.