

Burling graphs revisited

Part 2: Structure

Pegah Pournajafi* and Nicolas Trotignon*

March 30, 2022

Abstract

The Burling sequence is a sequence of triangle-free graphs of increasing chromatic number. Any graph which is an induced subgraph of a graph in this sequence is called a Burling graph. These graphs have attracted some attention because they have geometric representations and because they provide counter-examples to several conjectures about bounding the chromatic number in classes of graphs.

We recall an equivalent definition of Burling graphs from the first part of this work: the graphs derived from a tree. We then give several structural properties of derived graphs.

1 Introduction

Graphs in this paper have neither loops nor multiple edges. In this introduction they are non-oriented, but oriented graphs will be considered in the rest of the paper. A class of graphs is *hereditary* if it is closed under taking induced subgraphs. A *triangle* in a graph is a set of three pairwise adjacent vertices, and a graph is *triangle-free* if it contains no triangle.

In 1965, Burling [2] proved that triangle-free intersection graphs of axis-aligned boxes in \mathbb{R}^3 have unbounded chromatic number. To achieve this goal, one may define in a combinatorial way the Burling sequence, which is a sequence of triangle-free graphs with increasing chromatic number, and prove that each of them is isomorphic to the intersection graph of a set of

*Univ Lyon, EnsL, UCBL, CNRS, LIP, F-69342, LYON Cedex 07, France. Partially supported by the LABEX MILYON (ANR-10-LABX-0070) of Université de Lyon, within the program “Investissements d’Avenir” (ANR-11-IDEX-0007) operated by the French National Research Agency (ANR) and by Agence Nationale de la Recherche (France) under research grant ANR DIGRAPHS ANR-19-CE48-0013-01.

axis-parallel boxes in \mathbb{R}^3 . It was later proved that every graph in the Burling sequence is isomorphic to the intersection graph of various geometrical objects, see [6, 3, 7]. The Burling sequence also attracted attention lately because it is a good source of examples of graphs of high chromatic number in some hereditary classes of graphs that are not defined geometrically, but by excluding several patterns as induced subgraphs. Most notably, it is proved in [6] that they provide a counter-example to a well studied conjecture of Scott, see [9] for a survey.

In the first part of this work [7], we gave several equivalent definitions of Burling graphs and geometrical characterizations of Burling graphs. In this second part, we use one of the new equivalent definitions from [7] to study the structure of Burling graphs. Our ultimate goal is to give new examples of hereditary classes of triangle-free graphs with unbounded chromatic number. This will be addressed in the third part of this work, still in preparation.

In section 2, we describe the notation that we use.

In section 3, we recall the definition of derived graphs, that are oriented graphs obtained from a tree by some precise rules. We show how arcs in them can be subdivided, providing several examples of Burling graphs.

In section 4, we define the notion of nobility of a Burling graph (roughly, it is the maximum number of vertices of the graph that lie in a branch of a tree from which the graph can be derived). We then show how Burling graphs of given nobility can be constructed from graphs of smaller nobility.

In Section 5 we give a decomposition theorem for Burling graphs using star cutsets. This theorem was already proved by Chalopin, Esperet, Li and Ossona de Mendez in [3]. Our contribution is to give a stronger result for oriented Burling graphs that we need later. We also observe that the theorem from [3] easily solves an open question from [4].

In section 6, we describe properties of holes in Burling graphs, where a hole is a chordless cycle of length at least 4.

In section 7 we give several examples of graphs that are not Burling. Some of them are new, such as what we call flowers. Some of them were already known to be non-Burling graph, such as wheels as proved by Scott and Seymour [8], and independently by Davies [5].

2 Notation

We denote by $N(v)$ the neighborhood of v , and by denote by $N[v]$ the closed neighborhood of v which consists of v and all its neighbors. If the graph is connected, $N^-(v)$ and $N^+(v)$ denote the set of in-neighbors and

out-neighbors of v respectively, and $N^-[v]$ and $N^+[v]$ are the closed versions of them.

There is a difficulty regarding notations in this paper. The graphs we are interested in will be defined from trees. More specifically, a tree T is considered and a graph G is *derived* from it by following rules defined in the next section. We have $V(G) = V(T)$ but $E(G)$ and $E(T)$ are different (disjoint in fact). Also, even if we are originally motivated by non-oriented graphs, it turns out that G has a natural orientation, and considering it is essential in many of our proofs.

So, in many situations we have to deal simultaneously with the tree, the oriented graph derived from it and the underlying graph of this oriented graph. A last difficulty is that since we are interested in hereditary classes, we allow removing vertices from G . But we have to keep all vertices of T to study G because the so-called *shadow vertices*, the ones from T that are not in G , capture essential structural properties of G . All this will be clearer in the next section. For now, it explains why we need to be very careful about the notation (that is mostly classical, see [1]).

Notation for trees

A *tree* is a graph T such that for every pair of vertices $u, v \in V(T)$, there exists a unique path from u to v . A *rooted tree* is a pair (T, r) such that T is a tree and $r \in V(T)$. The vertex r is called the *root* of (T, r) . Often, the rooted tree (T, r) is abusively referred to as T , in particular when r is clear from the context.

In a rooted tree, each vertex v except the root has a unique *parent* which is the neighbor of v in the unique path from the root to v . If u is the parent of v , then v is a *child* of u . A *leaf* of a rooted tree is a vertex that has no child. Note that every tree has at least one leaf.

A *branch* in a rooted tree is a path $v_1v_2\dots v_k$ such that for each $1 \leq i < k$, v_i is the parent of v_{i+1} . This branch *starts* at v_1 and *finishes* at v_k . A branch that starts at the root and finishes at a leaf is a *principal branch*. Note that every rooted tree has at least one principal branch.

If T is a rooted tree, the *descendants* of a vertex v are all the vertices that are on a branch starting at v . The *ancestors* of v are the vertices on the unique path from v to the root of T . Notice that a vertex is a descendant and an ancestor of itself. We call a *strict descendant* (resp. a *strict ancestor*) of a vertex any descendant (resp. ancestor) other than the vertex itself.

We will no more use words such as *neighbors*, *adjacent*, *path*, etc for trees. Only *parent*, *child*, *branch*, *descendant* and *ancestor* will be used.

Notation for graphs and oriented graphs

By *graph*, we mean a non-oriented graph, with no loops and no multiple edges. By *oriented graph*, we mean a graph whose edges (called *arcs*) are all oriented, and no arc can be oriented in both directions. When G is a graph or an oriented graph, we denote by $V(G)$ its vertex set. We denote by $E(G)$ the set of edges of a graph G and by $A(G)$ the set of arcs of an oriented graph. When u and v are vertices, we use the same notation uv to denote an edge and an arc. Observe the arc uv is different from the arc vu , while the edge uv is equal to the edge vu .

When G is an oriented graph its *underlying graph* is the graph H such that $V(H) = V(G)$ and for all $u, v \in V(H)$, $uv \in E(H)$ if and only if $uv \in A(G)$ or $vu \in A(G)$. We then also say that G is an *orientation of H* . When there is no risk of confusion, we often use the same letter to denote an oriented graph and its underlying graph.

In the context of oriented graphs, we use the words *in-neighbor*, *out-neighbor*, *in-degree*, *out-degree*, sink and source with their classical meaning. Words from the non-oriented realm, such as *degree*, *neighbor*, *isolated vertex* or *connected component*, when applied to an oriented graph, implicitly apply to its underlying graph.

Notation for paths and cycles

For $k \geq 1$, a *path* is a graph P with vertex-set $\{p_1, \dots, p_k\}$ and edge-set $\{p_1p_2, \dots, p_{k-1}p_k\}$. We denote it by P_k . For $k \geq 3$, a *cycle* is a graph C with vertex-set $\{c_1, \dots, c_k\}$ and edge-set $\{c_1c_2, \dots, c_{k-1}c_k, c_kc_1\}$. We denote it by C_k . Since we deal mostly with the “induced subgraph” containment relation, when say that X is a *path* (resp. a *cycle*) in some graph G , we mean that X is an induced subgraph of G .

We define directed paths and cycles similarly (the arc-sets are $\{p_1p_2, \dots, p_{k-1}p_k\}$ and $\{c_1c_2, \dots, c_{k-1}c_k, c_kc_1\}$ respectively). The *length* of path, directed path, cycle or directed cycle is the number of its edges or arcs.

A *path* (resp. a *cycle*) in an oriented graph is a path (resp. a cycle) of its underlying graph. Possibly, it is not a directed path (resp. cycle), it can have any orientation. Notations P_k and C_k will be used only in the context of non-oriented graphs. We use no specific notation for directed paths and cycles. A *hole* in a graph G is a cycle of length at least 4 that is an induced subgraph of G . A *hole* in an oriented graph means a hole of its underlying graph.

In some rare situations, we use the subgraph containment relation, and then refer to it explicitly.

3 Derived graphs

In this section, we recall the definition and main properties of *derived graphs* that were introduced in [7]. A *Burling tree* is a 4-tuple (T, r, ℓ, c) in which:

- (i) T is a rooted tree and r is its root,
- (ii) ℓ is a function associating to each vertex v of T which is not a leaf, one child of v which is called the *last-born* of v ,
- (iii) c is a function defined on the vertices of T . If v is a non-last-born vertex of T other than the root, then c associates to v the vertex-set of a (possibly empty) branch in T starting at the last-born of $p(v)$. If v is a last-born or the root of T , then we define $c(v) = \emptyset$. We call c the *choose function* of T .

By abuse of notation, we often use T to denote the 4-tuple.

The oriented graph G *fully derived* from the Burling tree T is the oriented graph whose vertex-set is $V(T)$ and such that $uv \in A(G)$ if and only if v is a vertex in $c(u)$. A non-oriented graph G is *fully derived* from T if it is the underlying graph of the oriented graph fully derived from T .

A graph (resp. oriented graph) G is *derived* from a Burling tree T if it is an induced subgraph of a graph (resp. oriented graph) fully derived from T . The graph (resp. oriented graph) G is called a *derived graph* if there exists a Burling tree T such that G is derived from T .

Observe that if the root of T is in $V(G)$, then it is an isolated vertex of G . Observe that a last-born vertex of T that is in G is a sink of G . This does not mean that every oriented derived graph has a sink, because it could be that no last-born of T is in $V(G)$.

It was proved in [7] that a graph is a Burling graph if and only if it can be derived from a Burling tree. So in what follows, we use “Burling graph” or “graph derived from a tree” according to what is most convenient. Let us give some examples. Throughout all the paper, in figures, the tree T is represented with black edges while the arcs of G are represented in red. The last-born of a vertex of T is its rightmost child. Moreover, denoting a vertex of T in white means that this vertex is not in G .

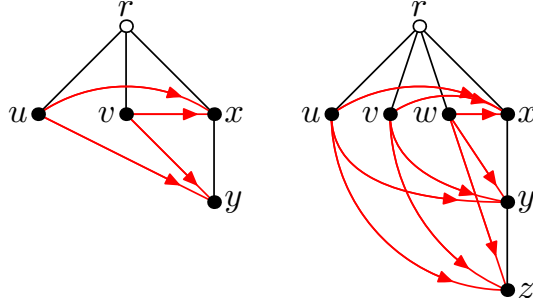


Figure 1: Complete bipartite graphs derived from trees

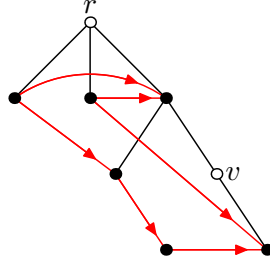


Figure 2: Cycle of length 6 derived from a tree

On the first graph represented in Figure 1, $c(u) = c(v) = \{x, y\}$. It shows that at least one orientation of C_4 is a derived oriented graph, so that C_4 is a derived graph. The second graph shows that $K_{3,3}$ is a derived graph, and it is easy to generalize this construction to $K_{n,m}$ for all integers $n, m \geq 1$. In both graphs, the vertex r of T is not a vertex of G . Figure 2 is a presentation of C_6 as a derived graph. Notice that in this presentation, the vertex v is not in G .

Notice that if a graph G is derived from T , the branches of T , restricted to the vertices of G , are stable sets of G . In particular, no edge of T is an edge of G .

Lemma 3.1. *Suppose that G is an oriented graph derived from a Burling tree T . If $uv \in A(G)$, then $p(u)$ is an ancestor of $p(v)$.*

Proof. Follows directly from the definition of derived graphs. \square

Lemma 3.2. *An oriented Burling graph has no directed cycles.*

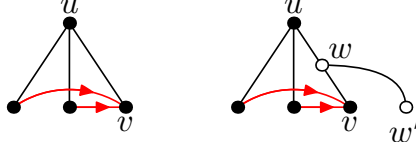


Figure 3: Transforming v into a non-last-born

Proof. If a directed cycle $v_1 \dots v_k v_1$ exists in a Burling graph G derived from a Burling tree T , then by Lemma 3.1, for every $1 \leq i \leq k$, $p(v_i)$ is an ancestor of $p(v_{i+1})$ (with addition modulo k). This is possible only if $p(v_1) = \dots = p(v_k)$. So, all v_i 's have the same parent p , so we may assume up to symmetry that v_1 and v_2 are not last-borns of p . This is a contradiction since $v_1 v_2 \in A(G)$. \square

Lemma 3.3. *Every oriented Burling graph contains a source.*

Proof. Follows from Lemma 3.2. \square

Lemma 3.4. *A Burling graph contains no triangle.*

Proof. Up to symmetry, a triangle has only two possible orientations. So, in an oriented graph derived from a tree T , every triangle is transitively oriented by Lemma 3.2, that is with an arc uv and two arcs uw and wv . So, u is source, so its out-neighborhood should be a stable set since it is included in a branch of T , a contradiction. \square

The next lemma shows that all oriented Burling graphs can be derived from Burling trees with specific properties. This will reduce complication in some proofs. Let G be an oriented graph derived from a Burling tree T . An arc uv of G is a *top arc with respect to T* if v is the out-neighbor of u that is closest (in T) to the root of T . An arc uv of G is a *bottom arc with respect to T* if v is the out-neighbor of u that is furthest (in T) from the root of T . Note that it may happen that a top (resp. bottom) arc with respect T is no more a top arc (resp. bottom) when G is derived from another tree T' . This is why we add “with respect to T ” but we omit it when T is clear from the context.

Lemma 3.5. *If G is an oriented Burling graph G derived from a Burling tree (T, r, ℓ, c) , then G can be derived from a Burling tree (T', r', ℓ', c') such that $v \in V(G)$ if and only if v is neither the root nor a last-born of T' . Moreover, for all arcs uv of G , uv is a top (resp. bottom) arc of G with*

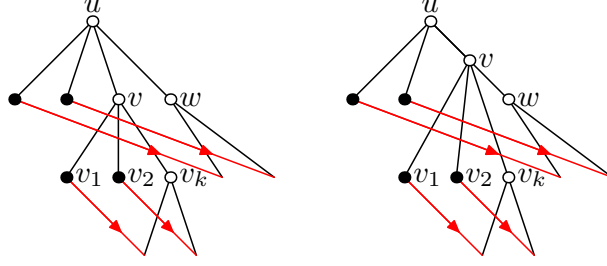


Figure 4: Transforming v into a last-born

respect to T if and only if it is a top (resp. bottom) arc of G with respect to T' .

Proof. We apply several transformations to (T, r, ℓ, c) in order to obtain a Burling tree (T', r', ℓ', c') from which G can be derived and that satisfies the conclusion. We start with $(T', r', \ell', c') = (T, r, \ell, c)$.

If $r \in V(G)$, then add a vertex r' adjacent to r , and set $\ell(r') = r$.

If some vertex v of G is a last-born (possibly r after the first step), then let u be its parent. Delete the edge uv from T' and add a vertex w adjacent to u and v . Set $\ell'(u) = w$. Add a vertex w' adjacent to w , and set $w' = \ell(w)$. For every vertex x such that $v \in c(x)$, replace $c'(x)$ by $c'(x) \cup \{w\}$. See Figure 3. Note that all the new vertices added to T' at this step are last-borns and are not in G .

If some vertex v is not in G and is not a last-born, let u be its parent and w be the last-born of u . If v has no child, just delete v from T' . Otherwise, let $v_1 \dots, v_k$ be the children of v (v_k is the last-born of v). Delete the edge uw from T' and add the edge vw . Set $\ell'(u) = v$ and $\ell'(v) = w$. For every vertex x such that $w \in c(x)$, replace $c'(x)$ by $c(x) \cup \{v\}$. See Figure 4.

All these transformations lead to a graph that satisfies the conclusions of the lemma and does not change the sets $c(x) \cap V(G)$ for $x \in V(G)$, so that G can be derived from T' . The orders in which appear the vertices of G along branches of T is the same as along the branches of T' , so top and bottom vertices are the same for the two representations. \square

Subdivisions

We here study how to obtain new oriented Burling graphs by subdividing arcs. Before starting the proofs, it is worth observing that in a Burling tree (T, r, ℓ, c) , when v is the last-born of some vertex u , one may obtain

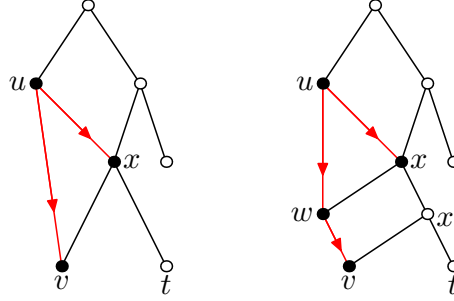


Figure 5: Subdividing a bottom arc

another Burling tree (T', r, ℓ', c') by setting $(T', r, \ell', c') = (T, r, \ell, c)$ and then applying several transformations to T' . First, deleting the edge uv from T' and add a new vertex w adjacent to u and v . Then set $\ell'(u) = w$ and $\ell'(w) = v$. To define c' , add w to all sets $c(x)$ that contain v . It is easy to check that this new Burling tree T' is equivalent to T in the sense that every graph that can be derived from T can be derived from T' . Simply because $V(G) \subseteq V(T) \subseteq V(T')$ and because for all $x \in V(G)$, $c(x) \cap V(G) = c'(x) \cap V(G)$. We do not state formally this fact, but it is implicit in some of the proofs below.

Subdividing an arc uv into uwv in an oriented graph means removing the arc uv and add instead a directed path uwv where w is a new vertex.

Lemma 3.6. *Let G be an oriented graph derived from a Burling tree T and uv be a bottom arc of G . The graph G' obtained from G by subdividing uv into uwv can be derived from a Burling tree T' in such a way that uw is a bottom-arc of G' , wv is both a bottom arc and a top arc of G' , and every top arc of G with respect to T (except uv) is a top arc of G' with respect to T' and every bottom arc of G with respect to T (except uv) is a bottom arc of G' with respect to T' .*

Proof. By Lemma 3.5, we may assume that v is not a last-born. Let x be the parent of v and t be the last-born of x . See Figure 5.

Build from T a Burling tree (T', r', ℓ', c') by removing the edge xt from T . Then add to T' a path $xx't$, and set $\ell'(x) = x'$, and $\ell'(x') = t$. Add to T' a new vertex w adjacent to x . Set $c'(u) = \{w\} \cup c(u) \setminus \{v\}$. Set $c'(w) = \{x', v\}$. Replace $c'(z)$ by $c'(z) \cup \{x'\}$ for all $z \neq v$ such that $t \in c(z)$ or $v \in c(z)$.

We see that the oriented graph G' obtained from G by subdividing arc uv into uwv can be derived from T' . \square

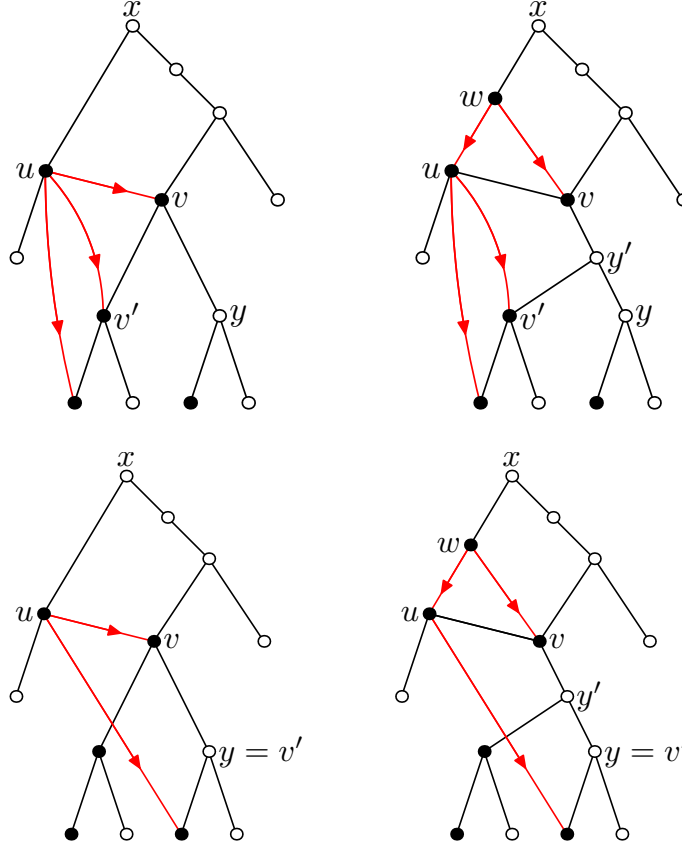


Figure 6: Top-subdividing a top-arc

Top-subdividing an arc uv into wu and wv means removing uv and add instead two arc wv and wu where w is a new vertex.

Lemma 3.7. *Let G be an oriented graph derived from a Burling tree T and uv be a top-arc of G such that u is a source of G . The graph G' obtained from G by top-subdividing uv can be derived from a Burling tree T' in such a way that wv is a top-arc, wu is a bottom arc, every top-arc of G with respect to T (except uv) is a top arc of G' with respect to T' and every bottom arc of G with respect to T (except uv) is a bottom arc of G' with respect to T' .*

Proof. Note that u is not a last-born since there exists an arc uv in G . Let x be the parent of u . Let y be the last-born of v (if v is a leaf of T , just add y to T). By Lemma 3.5, we may assume that y is not in G . Let v' be

the child of v such that $v' \in c(u)$ (possibly $v' = y$, if no child of v is in $c(u)$, just add y to $c(u)$). See Figure 6, where the cases $v' \neq y$ and $v' = y$ are represented (it turns out the proof below applies to the two cases).

Build from T a Burling tree (T', r', ℓ', c') by removing the edges xu , vv' and vy from T . Then add to T' the edge vu , the path $vy'y$ and the edge $y'v'$, and set $\ell'(v) = y'$ and $\ell'(y') = y$. Add to T' a new vertex w adjacent to x (in T'). Set $c'(u) = c(u) \setminus V(P)$ where P is the path of T' from x to v . Set $c'(w) = \{u\} \cup V(P) \setminus \{x\}$. Replace $c'(z)$ by $c'(z) \cup \{y'\}$ for all z such that $y \in c(z)$ or $v' \in c(z)$.

We see that the oriented graph G' obtained from G by top-subdividing uv into wu and wv can be derived from T' . Observe that v and u are the only vertices of G in $V(P) \setminus \{x\}$ since uv is a top arc of G . Observe that no vertex z of G has u in $c(z)$ since u is a source of G . \square

Lemma 3.8. *Let G be an oriented Burling graph derived from a Burling tree T . Any graph obtained from G after performing the following operations is an oriented Burling graphs:*

- *Replacing some bottom arcs uv by a path of length at least 1, directed from u to v .*
- *Replacing some top arcs uv such that u is a source of G by an arc wv and a path of length of length at least 1 from w to u .*

Proof. Clear by repeatedly applying Lemmas 3.6 and 3.7. \square

Let us now give applications. The oriented graphs derived from the Burling tree from Figure 1 are represented in Figure 7. Top arcs such that one of their end-points is a source of the graph are represented by dotted lines, bottom arc by dashed lines, and the other arcs are solid lines. Lemma 3.8 shows how to obtain from these many examples of oriented Burling graphs. In Figure 8, a Burling tree, together with the oriented graph derived from it, are represented. If we ignore the orientation, we see how to obtain several subdivisions of K_4 . We will see later that this figure in fact provides all subdivisions of K_4 that are Burling graphs (see Lemma 7.3). As a consequence, all graphs arising from the three non-oriented graphs in Figure 9 by subdividing dashed edges are Burling graphs.

4 k -Burling graphs

An oriented graph G is a k -Burling oriented graph if it can be derived from a Burling tree T such that on each branch of T , at most k vertices

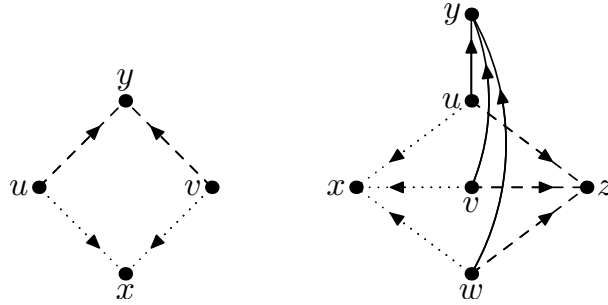


Figure 7: Complete bipartite graphs

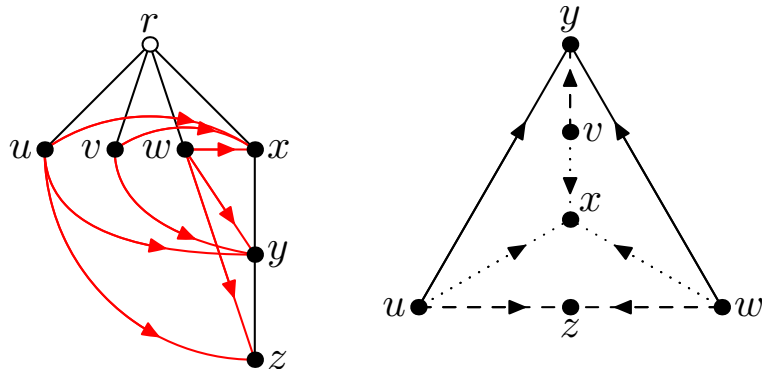


Figure 8: Subdivisions of K_4

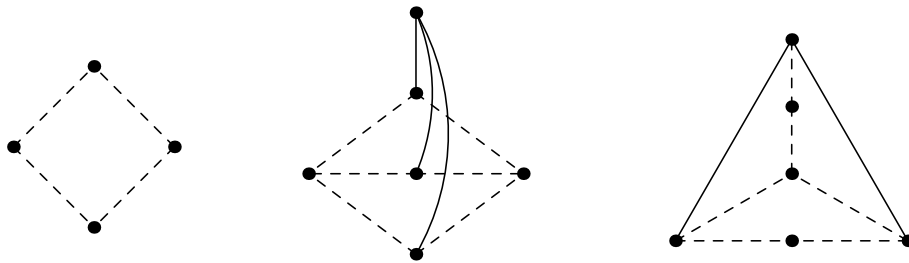


Figure 9: Subdivisions of non-oriented graphs

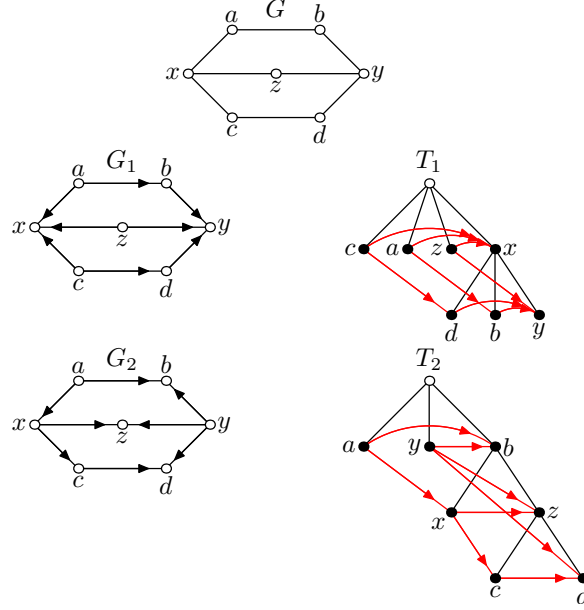


Figure 10: Nobility of a graph

belong to G . In such case, we say that G is derived from T as a k -Burling graph. Note that the empty graph is the unique 0-Burling graph (but the empty graph is k -Burling for all integers $k \geq 0$). In the next sections, 2-Burling graphs will be useful and we need to describe them more precisely. Since it is not much harder to describe k -Burling graphs in general, we do this here by the mean of the so-called *k-sequential graphs*.

The *nobility* of an oriented graph is the smallest integer k such that G is a k -Burling graph. The *nobility* of a non-oriented Burling graph G is the smallest nobility of an oriented Burling graph G' such that G is the underlying graph of G' .

Let us see examples. On Figure 10, two oriented graphs G_1 and G_2 are represented. Since G_1 can be derived from T_1 , we see that G_1 is a 2-Burling graph. In fact, the nobility of G_1 must be 2, because since c is a source of degree 2, its two out-neighbors must be on the same branch. Similarly, G_2 is a 3-Burling graph and has nobility 3 (because of y being a source of degree 3). Hence, G is a 2-Burling graph (in fact it has nobility 2 because we will soon see that only forests have nobility 1). This shows that an oriented graph (for instance G_2) may have a nobility different from the nobility of its underlying graph.

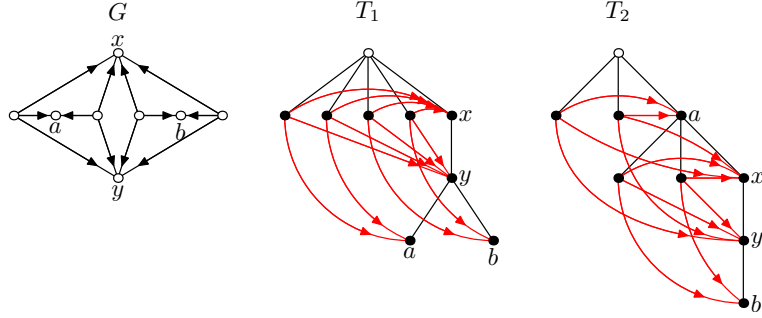


Figure 11: G can be derived from T_1 and T_2

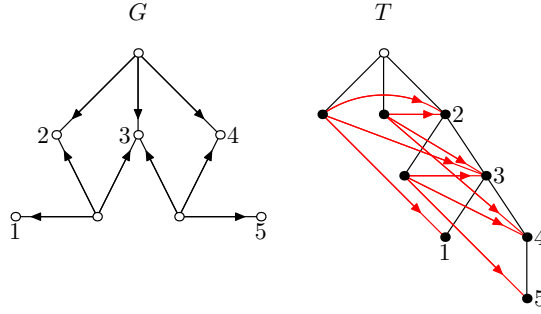


Figure 12: G has maximum out-degree 3 and nobility 4

In Figure 11, an oriented Burling graph G with nobility 3 is represented together with two Burling graphs T_1 and T_2 . Observe that T_2 has a branch that contains four vertices of G . So, G is derived from T_1 as a 3-Burling graphs, and is derived from T_2 as a 4-Burling graph.

It should be pointed out that the nobility of an oriented graph may be strictly greater than its maximum out-degree, as shown on Figure 12. The graph G has three sources with out-neighborhood $\{1, 2, 3\}$, $\{2, 3, 4\}$ and $\{3, 4, 5\}$. It can be checked that at least four vertices among 1, 2, 3, 4 and 5 must lie on the same branch of any Burling tree leading to G . So, the nobility of G is 4.

1-Burling graphs

An *in-tree* is an oriented tree with exactly one sink. Notice that in an in-tree, every vertex but the unique sink, has a unique out-neighbor. An *in-forest* is an oriented forest whose connected components are in-trees.

Lemma 4.1. *An oriented graph G is an in-forest if and only if it is a 1-Burling oriented graph.*

Proof. Suppose that G is derived from a Burling tree T as a 1-Burling graph. By Lemma 3.3, every Burling graph contains a source and since the out-neighborhood of any vertex is included in a branch and G is 1-Burling, this source has degree at most 1. So, every 1-Burling oriented graph has a source of degree at most 1. This implies by a trivial induction that every 1-Burling oriented graph is an in-forest.

To prove the converse statement, it is enough to check that for every 1-Burling graph G derived from a Burling tree (T, r, ℓ, c) and every vertex v of G , adding an in-neighbor u of v with degree 1 yields a 1-Burling graph G' . Here is how to construct G' . Build a rooted tree T' from T by adding a new root r' adjacent to r . Define for $V(T')$ the functions ℓ' and c' as equal to ℓ and c for vertices of T . Nominate r as the last-born child of r' and add u as a non-last-born child of r' . Then consider a branch B of T that contains v and set $c'(u) = B$. Note that by definition of 1-Burling graphs, $B \cap V(G) = \{v\}$. So G' is indeed derived from (T', r', ℓ', c') and it is clearly a 1-Burling graph. \square

Top-sets

When G is derived from a Burling tree (T, r, ℓ, c) , we call *top-set* of G the set S of all vertices v of G such that v is the unique vertex of G in the branch of T from r to v . See Figure 13. The top-set of the graph presented in Figure 13 is $\{a, b, c, d, e\}$.

Lemma 4.2. *If S is the top-set of an oriented graph G derived from a Burling tree, then $G[S]$ is an in-forest. Moreover, if G is a k -Burling graph ($k \geq 1$), then $G \setminus S$ is a $(k - 1)$ -Burling graph.*

Proof. The graph $G[S]$ is clearly 1-Burling from the definition of the top-sets and also $G \setminus S$ is a $(k - 1)$ -Burling graph. So, $G[S]$ is an in-forest by Lemma 4.1. \square

When G is derived from a Burling tree T , every vertex u of G has a unique ancestor in the top-set of G . This ancestor is called the *top-ancestor* of u .

Lemma 4.3. *Let G be derived from a Burling tree (T, r, ℓ, c) . Let u and v be two vertices of G with top-ancestors u' and v' respectively. If uv is an arc of G then either:*

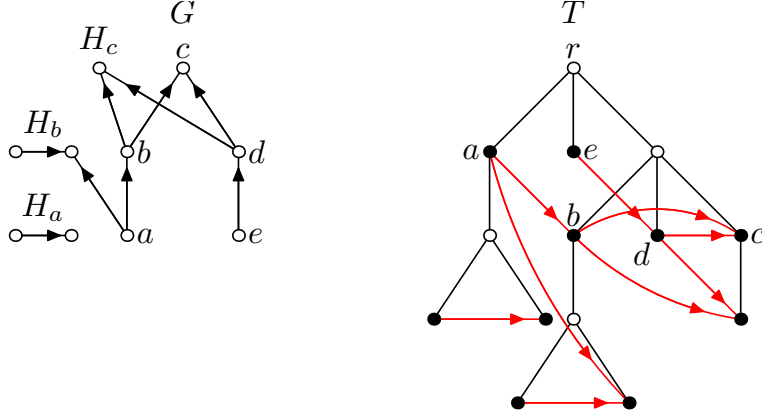


Figure 13: A Burling graph viewed as a sequential graph

- (i) $u' = v'$, $u' \neq u$, and $v' \neq v$, or
- (ii) $u = u'$ and $uv' \in A(G)$.

Proof. Suppose $u = u'$. So, $v \in c(u)$. The branch from r to v therefore contains $p(u)$, and since u is in the top-set, v' must be in the branch from $p(u)$ to v (and $v' \neq p(u)$). Hence, $v' \in c(u')$. So, $u = u'$ and $uv' \in A(G)$.

Suppose $u \neq u'$. So, u' is ancestor of $p(u)$. By Lemma 3.1, $p(u)$ is an ancestor of $p(v)$, so u' is an ancestor of v . Hence $u' = v'$. Also $v \neq v'$ because u and v' are in the same branch. \square

Sequential graphs

Top-sets suggest defining Burling graphs as the graphs obtained from the empty graph by repeatedly adding in-forests, with several precise rules about the arcs between them. A graph obtained after k steps of such a construction will be called a k -sequential graph, and we will prove that k -sequential graphs are equivalent to k -Burling graphs. The advantage of k -sequential graphs is that they have no shadow vertices like in the definition of derived graphs. Also, they directly form a hereditary class, there is no need to say that we take all induced subgraphs of something previously defined by induction as in the definition of Burling graphs through the Burling sequence. The price to pay for that is that we have to maintain a set of stable sets in the inductive process.

Recall that in an in-forest, every vertex has at most one out-neighbor.

Also every connected component of an in-forest is an in-tree, and therefore contains a unique sink.

The *0-sequential graph* is the pair (G, \mathcal{S}) where G is the empty graph (so $V(G) = \emptyset$) and $\mathcal{S} = \{\emptyset\}$. For $k \geq 1$, a *k-sequential graph* is any pair (G, \mathcal{S}) , where G is an oriented graph and \mathcal{S} is a set of stable sets of G , obtained as follows:

- (i) Pick a (possibly empty) in-forest H .
- (ii) For every vertex v of H , pick a $(k-1)$ -sequential graph (H_v, \mathcal{R}_v) .
- (iii) For every vertex u of H that is not a sink, consider the unique out-neighbor v of u , choose a stable set R in \mathcal{R}_v and add all possible arcs from u to R .
- (iv) The previous steps define all the vertices and arcs of G .
- (v) Set $\mathcal{S} = \{\emptyset\} \cup \{\{v\} \cup R : v \in V(H), R \in \mathcal{R}_v\}$.

An oriented graph G is *k-sequential* if for some set \mathcal{S} , (G, \mathcal{S}) is *k-sequential*. The in-forest H in the definition above is called the *base forest* of the *k-sequential graph*. Observe that the graph on one vertex is *k-sequential* for all $k \geq 1$ and the empty graph is *k-sequential* for all $k \geq 0$. The graph G in Figure 13 is a 2-sequential graph. The in-forest H is the subgraph of G induced by $\{a, b, c, d, e\}$. The graphs H_a , H_b , and H_c are shown in the figure, and they are all 1-sequential graphs.

Lemma 4.4. *For all $k \geq 0$, an oriented graph G is a k -Burling graph with top-set S if and only if it is a k -sequential graph with base forest H and $H = G[S]$.*

Proof. Let G be a k -Burling graph derived from a Burling tree (T, r, ℓ, c) as a k -Burling graph, and let S be the top-set of G . We have to prove it is *k-sequential* with base forest $H = G[S]$. Call any branch of T that contains r or is empty a *top-branch* of T . We prove by induction on k that (G, \mathcal{S}) is a *k-sequential graph* where

$$\mathcal{S} = \{\emptyset\} \cup \{S : S \text{ is the intersection of a top-branch of } T \text{ with } V(G)\}.$$

For $k = 0$, this is clear. Suppose $k \geq 1$ and the statement holds for $k-1$. Let us prove that (G, \mathcal{S}) is a *k-sequential graph*, by building it as in the definition above. Define $H = G[S]$ where S is the top-set of G . By Lemma 4.2, H is an in-forest.

For each vertex v of H , consider the Burling tree (T_v, v, ℓ_v, c_v) where T_v is induced by all descendants of v in T and ℓ_v, c_v are the restrictions to $V(T_v)$ of ℓ_v and c_v respectively. By the induction hypothesis, the subgraph of G which is derived from (T_v, v, ℓ_v, c_v) is a $(k-1)$ -sequential graph, and we denote it by (H_v, \mathcal{R}_v) and

$$\mathcal{R}_v = \{\emptyset\} \cup \{S : S \text{ is the intersection of a top-branch of } T_v \text{ with } V(H_v)\}.$$

By Lemma 4.3, all arcs of G are either arcs of H , or arcs of H_v for some $v \in V(H)$, or arcs of the form uw where w is a descendant of v such $uv \in A(H)$. It follows that G can be obtained from H and the H_v 's by adding for every arc uv of H all arcs of the form uw where $w \in c(u) \cap (V(G) \setminus \{v\})$. It follows that for every vertex u of H that is not a top-vertex and the unique out-neighbor v of u , all possible arcs from u to R are added where $R = c(u) \cap (V(G) \setminus \{v\}) \in \mathcal{R}_v$. It follows that (G, \mathcal{S}) is a k -sequential graph.

Let us prove the converse statement. Consider a k -sequential graph (G, \mathcal{S}) obtained as in the definition from a base forest H and $(k-1)$ -sequential graphs (H_v, \mathcal{R}_v) for each $v \in V(H)$. We have to prove that G is a k -Burling graph and $H = G[S]$ where S is the top-set of G . We prove by induction on k that G can be derived from a Burling tree (T, r, ℓ, c) as a k -Burling graph such that

$$\mathcal{S} = \{S : S \text{ is the intersection of a top-branch of } T \text{ with } V(G)\}.$$

For $k = 0$, this is clear, so suppose $k \geq 1$ and the statement is true for $k-1$. So, G is obtained from H as in the definition of k -sequential graphs. By Lemma 4.1, H is a 1-Burling graph derived from a tree (T_H, r_H, ℓ_H, c_H) . By the induction hypothesis, for every $v \in V(H)$, H_v can be derived from a Burling tree (T_v, r_v, ℓ_v, c_v) and

$$\mathcal{R}_v = \{S : S \text{ is the intersection of a top-branch of } T_v \text{ with } V(H_v)\}.$$

We now build a Burling tree (T, r, ℓ, c) from T_H and the T_v 's. For every $v \in V(H)$, we add an edge from v to r_v . This defines T . We set $r = r_H$. We define the last-borns in T as inherited from the last-borns in T_H and the T_v 's, and declare r_v to be the last-born of v (except if v is not a leaf of T_H , in which case it keeps its last-born). For every vertex u of H that is not a sink, we consider the unique out-neighbor v of u , and the chosen set R in \mathcal{R}_v . We set $c(u) = \{v\} \cup R$. For every vertex u of H that is a sink, we set $c(u) = \emptyset$. For all other vertices, we define $c(u)$ as inherited from c_H or c_v . We that G can be derived from (T, r, ℓ, c) and

$$\mathcal{S} = \{S : S \text{ is the intersection of a top-branch of } T \text{ with } V(G)\}. \quad \square$$

Pivots and antennas

Suppose that G is derived from a Burling tree (T, r, ℓ, c) with top-set S , we call a *pivot* of G any sink of $G[S]$ and an *antenna* of G any source of $G[S]$.

Lemma 4.5. *If G is derived from a Burling tree (T, r, ℓ, c) , then every pivot of G is a sink of G and every antenna of G is a source of G .*

Proof. Let S be the top-set of G . By Lemma 4.4, there exists k such that G is a k -sequential graph with base forest $H = G[S]$. By Lemma 4.3, if u is a pivot of G , there cannot be an arc uv in G , so u is a sink of G . Similarly, if v is an antenna of G , an arc wv would contradict Lemma 4.3 so v is a source of G . \square

Lemma 4.6. *If a connected oriented graph G is derived from a Burling tree (T, r, ℓ, c) with top-set S , then $G[S]$ is an in-tree (in particular G has a unique pivot). Moreover, no vertex of G is a strict descendant of an antenna of G .*

Proof. By Lemma 4.4, for some integer, G is a k -sequential graph with base forest $H = G[S]$. If H is disconnected, let X and Y be two connected components of H . The definition of k -sequential graphs show that X and Y are in distinct components of G , a contradiction to G being connected.

By the construction of k -sequential graphs, a strict descendant of antenna and the pivot are in distinct connected components of G . Since G is connected, no vertex of G is a strict descendant of an antenna of G . \square

The following lemma gives more properties of the top-set under stronger connectivity assumptions.

An *in-star* is a an in-tree whose unique sink is adjacent to all other vertices.

Lemma 4.7. *Let G be a connected oriented graph derived from a Burling tree (T, r, ℓ, c) . Suppose that G has no cut vertex and no vertex of degree at most 1. Then the following statements hold:*

- (i) *The top-set of G is an in-star S with at least two leaves (so G has a unique pivot and its in-neighbors are the antennas of G).*
- (ii) *All vertices of $S \setminus \{v\}$ are sources of G where v is the unique source of S .*
- (iii) *The pivot of G is an ancestor of all vertices of $V(G) \setminus S$.*

Proof. Let v be the sink of $G[S]$. If $G[S]$ is not an in-star, then there exists a directed path yxv in $G[S]$. By the construction of k -sequential graphs, we see that x is a cut vertex of G that separates v from y . A contradiction. By Lemma 4.5, all vertices of $S \setminus \{v\}$ are sources of G because they are the antennas of G . Since G is connected, the antennas have no strict descendants, by Lemma 4.6, the pivot of G is an ancestor of all vertices of $V(G) \setminus S$. \square

2-Burling graphs

An *oriented chandelier* is a any oriented graph G obtained from an in-tree G' with at least two leaves by adding a vertex v and all arcs uv where u is a leaf of G' . Observe that v is a sink and all its neighbors are sources of degree 2.

Lemma 4.8. *An oriented graph is an oriented chandelier if and only if it is a connected 2-Burling graph with no vertex cut and no vertex of degree at most 1.*

Proof. Suppose that G is an oriented chandelier. So G is clearly connected, has no vertex cut and no vertex of degree at most 1. It remains to prove that it is a 2-Burling graph. Let G' and v be like in the definition of oriented chandeliers. Let u_1, \dots, u_k be the leaves of G' . Let G'' be obtained from G' by removing u_1, \dots, u_k . Denote by v_i the neighbor of u_i in G' (possibly, the v_i 's are not all distinct). Since G' has at least two leaves, G'' is a non-empty in-tree. By Lemma 4.1, G'' can be derived from a Burling tree (T, r, ℓ, c) . Let us build a tree T' from T . We add a new root r' adjacent to r , and add an edge between r and v_i for all $i \in \{1, \dots, k\}$. Rename v the vertex r and nominate v as the last born of r' . For all $i \in \{1, \dots, k\}$, define $c(u_i)$ as the branch from v to v_i . We see that G can be derived from T' and that G is a 2-Burling graph.

Conversely, suppose that G is a connected 2-Burling graph with no cut vertex and no vertex of degree at most 1. By Lemma 4.7, G has a unique pivot v , and all antennas of G are in-neighbors of v . There are at least two such antennas for otherwise v has degree at most 1. Also every antenna has two out-neighbors: v , and one in $G \setminus S$. It follows that $G \setminus v$ is an in-tree G' with at least two leaves. If a leaf u of G' is not adjacent to v in G , then, u has degree at most 1 in G , a contradiction. So, v is adjacent to all leaves of G' . Hence G is an oriented chandelier. \square

In the construction of oriented chandeliers in the proof above, v is the pivot of G and its neighbors are the antennas. The unique sink of $G \setminus v$ is

called the *bottom* of G . Note that every source of G is an antenna. The pivot and the bottom are the only sinks of G .

In a derived graph, any vertex that is neither a pivot or an antenna is called a *subordinate* vertex of G (in particular, in a chandelier, the bottom is subordinate). If the graph has no cut vertex, then every subordinate vertex is a descendant of the pivot.

5 Star cutsets

In this section, we study star cutsets in derived graphs.

Lemma 5.1. *Suppose that G is an oriented graph derived from a Burling tree T . Let v and w be two vertices of G such that v is an ancestor of w in T . Then every neighbor of w in G is either an in-neighbor of both v and w or a descendant of v .*

Proof. Let u be a neighbor of w in G . If u is an out-neighbor of w , then $p(w)$ is an ancestor of u . However, $p(w)$ is a descendant of v (possibly v itself). So u is a descendant of v . If u is an in-neighbor of w , then $p(u)$ is an ancestor of w , and therefore it is on the unique branch in T between w and the root. This branch includes v as well. There are two cases: either $p(u)$ is a descendant of v in which case u is a descendant of v , or $p(u)$ is an ancestor of v , in which case u is an in-neighbor of v too because u is connected to every vertex in the path between w and the last-born of $p(u)$, and v is on this path. \square

Lemma 5.2. *Suppose that G is an oriented graph derived from a Burling tree T . Let u , v , and w be three vertices of G such that w is a descendant of v and u is not a descendant of v . Then every path (not necessarily directed) in G from u to w contains an in-neighbor of v in G .*

Proof. Let P be a path in G from u to w . Since u is not a descendant of v while w is, P must contain an edge $u'w'$ such that u' is not a descendant of v while w' is. By Lemma 5.1 applied to v and w' , u' is an in-neighbor of v . \square

A *full in-star cutset* in an oriented graph G is a set $S = N^-[v]$ for some vertex $v \in V(G)$ such that $G \setminus S$ is disconnected. A *full star cutset* in a graph G (oriented or not) is a set $S = N[v]$ for some vertex $v \in V(G)$ such that $G \setminus S$ is disconnected. A *star cutset* in a graph G (oriented or not) is a set S such that for some vertex $v \in V(G)$, $\{v\} \subseteq S \subseteq N[v]$, and $G \setminus S$ is disconnected. We say that the star cutset S is centered at v .

We say that in graph G , the start cutset S separates two vertices u and v , if u and v are in two distinct connected components of $G \setminus S$.

Lemma 5.3. *Suppose that G is an oriented graph derived from a Burling tree T . Let u , v , and w be three vertices of G appearing in this order along a branch of T . Then every path (not necessarily directed) in G from u to w goes through an in-neighbor of v in G .*

In particular, $N^-[v]$ is a full in-start cutset of G and $N[v]$ is a full start cutset of G , which separated u and v .

Proof. Follows from Lemma 5.2, and u and w are in distinct connected components of $G \setminus N^-[v]$. \square

Lemma 5.4. *If a triangle-free oriented graph G has a cut vertex, then either G has a full in-starcutset, or G has a vertex of degree at most 1.*

Proof. Let v be a cut vertex of G . Let A and B be two connected components of $G \setminus v$. If $|A| \leq 1$ or $|B| \leq 1$, then G has a vertex of degree at most 1, so let us assume that $|A| \geq 2$ and $|B| \geq 2$. Since G is triangle-free, A (resp. B) contains a non-neighbor a (resp. b) of v . It follows that a and b are in distinct connected components of $G \setminus N^-[v]$. So, G has a full in-star cutset centered at v . \square

Theorem 5.5. *If G is an oriented Burling graph, then G has a full in-star cutset, or G is an oriented chandelier or G contains a vertex of degree at most 1.*

Proof. Suppose that G has no vertex of degree at most 1. In particular, $|V(G)| \geq 3$. By Lemma 5.4, we may assume that G has no cut vertex (in particular G is connected since $|V(G)| \geq 3$). We may assume that G is a 2-Burling graph, for otherwise some branch of T contains at least three vertices of G and by Lemma 5.2, G has a full in-star cutset. So, G is a connected 2-Burling graph with no vertex cut and no vertex of degree at most 1. Hence by Lemma 4.8, G is an oriented chandelier. \square

Theorem 5.5 is in some sense best possible since it is easy to check that every oriented chandelier has no full in-star cutset.

The non-oriented case

We may prove a theorem similar to Theorem 5.5 for non-oriented graphs with the same method. We do not present its proof, because it was already obtained in [3] for a superclass of Burling graphs, the so-called *restricted*

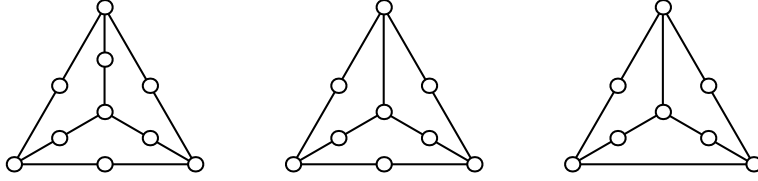


Figure 14: Some subdivisions of K_4 that are not Burling

frame graphs. (For definition of restricted frame graphs, see Definition 2.2 of [3].)

A non-oriented graph obtained from a tree H by adding a vertex v adjacent to every leaf of H is called in [3] a *chandelier*. If the tree G has the property that the neighbor of each leaf has degree two, then the chandelier is a *luxury chandelier*. Observe that if G is an oriented chandelier, then G has no full in-star cutset, but it may have a full star cutset. It can be proved that the luxury chandeliers are exactly the graphs with no full star cutset that are also underlying graphs of oriented chandeliers. The following theorem is from [3], Corollary 3.4.

Theorem 5.6 (Chalopin, Esperet, Li and Ossona de Mendez). *If G is a non-oriented connected Burling graph, then G has a full star cutset, or G is luxury chandelier, or G is an induced subgraph of P_4 .*

As explained in [3], Theorem 5.6 conveniently gives graphs that are not Burling. For instance, the three graphs represented in Figure 14 are not Burling because they have no full star cutset and are not luxury chandelier (because in a luxury chandelier, there exists a vertex that is contained in all cycles).

In [4], the following question is asked: is there a constant c such that if a graph G is triangle-free and all induced subgraphs of G either are 3-colorable or admit a star cutset, then G is c -colorable? It was seemingly never noticed that Theorem 5.6 answers the question by the negative, since luxury chandelier are 3-colorable and Burling graphs are triangle-free graphs of unbounded chromatic number.

6 Holes in Burling graph

A *hole* in a graph G is a chordless cycle of length at least 4. We call hole of an oriented graph any hole of its underlying graph. By Theorem 5.5,

since a hole has no in-star cutset (whatever the orientation) and no vertex of degree 1, every hole in an oriented Burling graph is an oriented chandelier. In particular, the explanations given after the proof of Lemma 4.8 applies. Therefore, every hole has four *special* vertices that we here describe:

- one sink that is the *pivot*,
- the two neighbors of the pivot which are sources and are called the *antennas*, and
- one sink distinct from the pivot, called the *bottom*.

All the other vertices are *transitive* and lie on a directed path from an antenna to the bottom. We call a *subordinate* vertex of a hole any vertex distinct from its pivot and antennas. So, every subordinate vertex is either transitive (in the hole) or is the bottom of the hole.

Lemma 6.1. *Let H be a hole in an oriented graph G derived from a Burling tree T . Let p be the pivot of H and C be the connected component of $G \setminus N^-[p]$ that contains $H \setminus N^-[p]$. Then every vertex of C is a descendant of p .*

Proof. Otherwise C contains a vertex u that is not a descendant of p . Since every vertex of $H \setminus N^-[p]$ is a descendant of p , there exists a descendant v of p in C . Let P be a path from u to v in C . By Lemma 5.2, P contains an in-neighbor of p . This contradicts the definition of C . \square

A *dumbbell* is a graph made of path $P = x \dots x'$ (possibly $x = x'$), a hole H that goes through x and a hole H' that goes through x' . Moreover $V(H) \cap V(P) = \{x\}$, $V(H) \cap V(P') = \{x'\}$, $V(H) \cap V(H') = \{x\} \cap \{x'\}$ and there are no other edges than the edges of the path and the edges of the holes.

Lemma 6.2. *Suppose a dumbbell with holes H , H' and path $P = x \dots x'$ as in the definition is the underlying graph of some oriented graph G derived from a Burling tree T . Then x is not a subordinate vertex of both holes H and H' at the same time.*

Proof. Otherwise, the pivot p of H is in the interior of the path $H \setminus x$ and the pivot p' of H' is in the interior of the path $H' \setminus x'$. By Lemma 6.1 applied to H , every vertex of $G \setminus N[p]$ is a descendant of p in T (notice that $N[p] = N^-[p]$ since the pivot is a sink). By Lemma 6.1 applied to H' , every vertex of $G \setminus N[p']$ is a descendant of p' in T . It follows that p and p' are on the same branch of T , so up to symmetry, we may assume that p is an ancestor of p' . Let q and r be vertices of H such that p , q and r are consecutive along H . So, q is an antenna of H (because it is adjacent to the

pivot), and r is a descendant of p , but also of p' . It follows that p' is in $c(q)$, so q is adjacent to p' , a contradiction to the definition of dumbbells. \square

A *domino* is a graph made of one edge xy and two holes H_1 and H_2 that both go through xy . Moreover $V(H_1) \cap V(H_2) = \{x, y\}$ and there are no other edges than the edges of the holes.

Lemma 6.3. *Suppose a domino with holes H_1 , H_2 and edge xy as in the definition is the underlying graph of some oriented graph G derived from a Burling tree T . Then for some $z \in \{x, y\}$ and some $i \in \{1, 2\}$, z is the pivot of H_i and z is a subordinate vertex of H_{3-i} .*

Proof. Let us first prove that one of x or y is the pivot of one of H_1 or H_2 . Otherwise, the pivot p_1 of H_1 is in the path $H_1 \setminus \{x, y\}$ and the pivot p_2 of H_2 is in the path $H_2 \setminus \{x, y\}$. Suppose up to symmetry that yx is an arc of G . It follows that $x \in V(G) \setminus (N[p_1] \cup N[p_2])$. Because $x \neq p_1, p_2$ by assumption, and $x \notin N(p_1) \cup N(p_2)$ because in a hole, the neighbors of the pivot are sources. By Lemma 6.1 applied to H_1 and to H_2 , x is a descendant of both p_1 and p_2 . It follows that up to symmetry, we may assume that p_1 is a descendant of p_2 .

Let a and a' be the antennas of H_2 . Note that $a, a' \neq x$. Up to symmetry, suppose that x, a, p_2 and a' appear in this order along H' . Let x' be the neighbor of a in $H \setminus p_2$ (possibly $x = x'$). Since x and x' are in the same component of $G \setminus (N[p_1] \cup N[p_2])$, x' is a descendant of both p_1 and p_2 . And since $ax' \in A(G)$, we have $x' \in c(a)$, so $p_1 \in c(a)$ and $ap_1 \in A(G)$, a contradiction to the definition of dominos.

We proved one of x or y is the pivot of one of H_1 or H_2 . Up to symmetry, suppose that x is the pivot of H_1 . It remains to prove that x is a subordinate vertex of H_2 . First, x cannot be an antenna of H_2 because $yx \in A(G)$. Hence, we just have to prove that x being the pivot of H_2 yields a contradiction. So, suppose that x is the pivot of H_2 . It follows that y is an antenna of both H_1 of H_2 , so it is a source of G . Let y_1 and y_2 be the neighbors of y in $H_1 \setminus x$ and $H_2 \setminus x$ respectively. Vertices x, y_1 and y_2 are on the same branch B of T (because they are all in $c(y)$). So, by Lemma 5.2, y_1, x and y_2 appear either in this order or in the reverse order along B , because y_1 and y_2 are not center of star cutsets of G . If y_2 is the deepest vertex in T among the three, the y_1 is an ancestor of x while being in the hole H_1 for which x is the pivot, a contradiction. On the other hand, if y_1 is the deepest, then y_2 is an ancestor of x while being in the hole H_2 for which x is the pivot, again a contradiction. \square

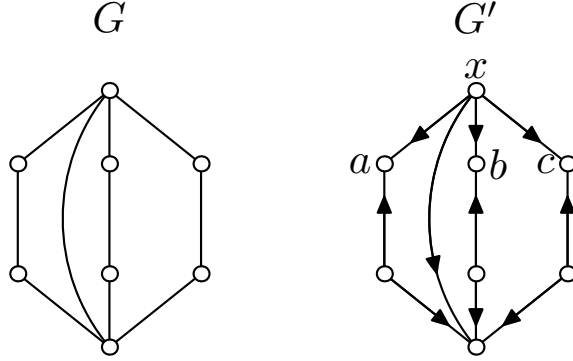


Figure 15: A non-Burling graph

7 New examples of non-Burling graphs

We are now able to describe non-Burling triangle-free graphs that do have full star cutsets, so going beyond the method following from [3].

Let G be the graph represented in Figure 15, left. Suppose that G is a Burling graph. So, some orientation of G can be derived from a Burling tree. Hence, every C_4 of this orientation must contain a pivot, a bottom and two antennas. One can check that with this condition, up to symmetry, the orientation of G is as G' shown in Figure 15, right. Note that a , b and c are out-neighbors of x , so they must be on the same branch of the Burling tree. It follows by Lemma 5.2 that one of a , b or c must be the center a full in-star cutset, a contradiction. Notice that G contains a vertex whose removal yields to a tree. Also, it admits an orientation that is good for every hole.

A *flower* is a graph G made of a hole H and such that every edge e is part of a hole H_e . Moreover, $V(H) \cap V(H_e) = e$, for all edges e, f of H , $V(H_e) \cap V(H_f) = e \cap f$, and the only edges and vertices of G are those of the H_e 's. See Figure 16.

Lemma 7.1. *No flower is a Burling graph.*

Proof. Suppose G is a flower with a hole H as in the definition. Let v be the pivot of H , and u, w the two neighbors of v in H . So, H_{uv} and H form a domino, and by Lemma 6.3, one of the two vertices u and v should be the pivot of one of the two holes, and the subordinate vertex of the other. Notice that u cannot be a pivot of any of the two holes because uv is an arc. So, v is a subordinate vertex of H_{uv} . Similarly, v is a subordinate vertex of

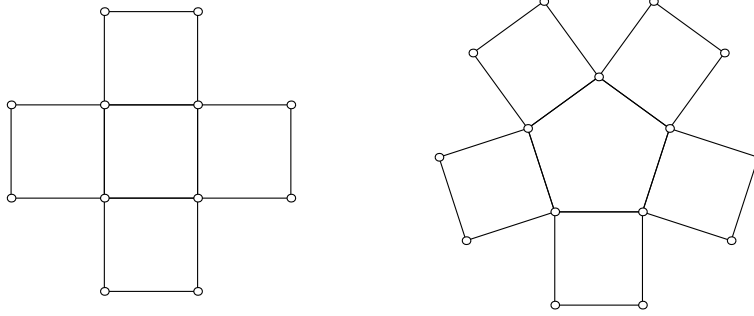


Figure 16: Flowers

H_{vw} . Hence, H_{vw} and H_{uv} contradict Lemma 6.2 (since H_{vw} and H_{uv} form a dumbbell). \square

A *wheel* is a graph made of hole H called the *rim* together with a vertex c called the *center* that has at least three neighbors in H . Wheels are restricted frame graphs (see Theorem A.1. and Figure 7 in [3]). It was already claimed by Scott and Seymour in private communication that wheels are not derived graph, and independently, Davies also proved it recently.

Theorem 7.2 (Scott and Seymour [8], Davies [5]). *No wheel is a Burling graph.*

Proof. Suppose that a graph G is wheel with rim H and center c . Let v be the pivot of H , u and u' its antennas, and w its bottom. So, H edgewise partitions into a directed path P_u from u to w , a directed path $P_{u'}$ from u' to w and the edges uv and $u'v$.

We claim that c has at most one neighbor in P_u . Otherwise, c and a subpath P_u form a hole J , and since P_u is directed, this hole cannot contain two sources, a contradiction. Similarly, $P_{u'}$ contains at most one neighbor of c . Hence, the only possibility for c to have at least three neighbors in H is that c is adjacent to v , to one internal vertex of P_u and to one internal vertex of $P_{u'}$. (Notice that c cannot be adjacent to u or u' otherwise there will be a triangle in G .)

Two holes H_u and $H_{u'}$ of G , containing respectively u and u' , go through the edge vc , forming a domino. Since c is not adjacent to the sources of u and u' , it can be the pivot of neither H_u nor $H_{u'}$. Hence, by Lemma 6.3 v must be the pivot of either H_u or $H_{u'}$, say of H_u up to symmetry. Let x be the neighbor of c in P_u . Since v is the pivot of H_u , cx is an arc of G . Since

x is not the pivot of H_u , by Lemma 6.3 x is the pivot of H_w , that is the hole of G containing c and w . Hence, x is a sink of H_v , a contradiction to P_u being directed from u to w . \square

As shown on Figures 17 and 18, graphs that are quite close to flowers or wheels can be Burling graphs. The next lemma fully characterizes subdivisions of K_4 that are Burling graphs.

Lemma 7.3. *Let G be a non-oriented graph obtained from K_4 by subdividing edges. Then G is a Burling graph if and only if G contains four vertices a, b, c and d of degree 3 such that $ab, ac \in E(G)$ and $ad, bc \notin E(G)$.*

Proof. Suppose that G is a Burling graph. Let a, b, c and d be the four vertices of degree 3 of G . If $G[\{a, b, c, d\}]$ contains no vertex of degree at least 2, then G is isomorphic to one of the graphs represented in Figure 14, so G has no star cutset, a contradiction to Theorem 5.6. So, up to symmetry, we may assume that a has degree at least 2 in $G[\{a, b, c, d\}]$, so up to symmetry $ab, ac \in E(G)$. If $bc \in E(G)$, then G contains a triangle, a contradiction to Lemma 3.4. So, $bc \notin E(G)$. If $ad \in E(G)$, then G is a wheel, a contradiction to Lemma 7.2. So, $ad \notin E(G)$. We proved that $ab, ac \in E(G)$ and $ad, bc \notin E(G)$.

Conversely, if we suppose that $ab, ac \in E(G)$ and $ad, bc \notin E(G)$, then G is obtained by subdividing dashed edges of the the graph represented in Figure 9. It is therefore a Burling graph as explained after the proof of Lemma 3.8. \square

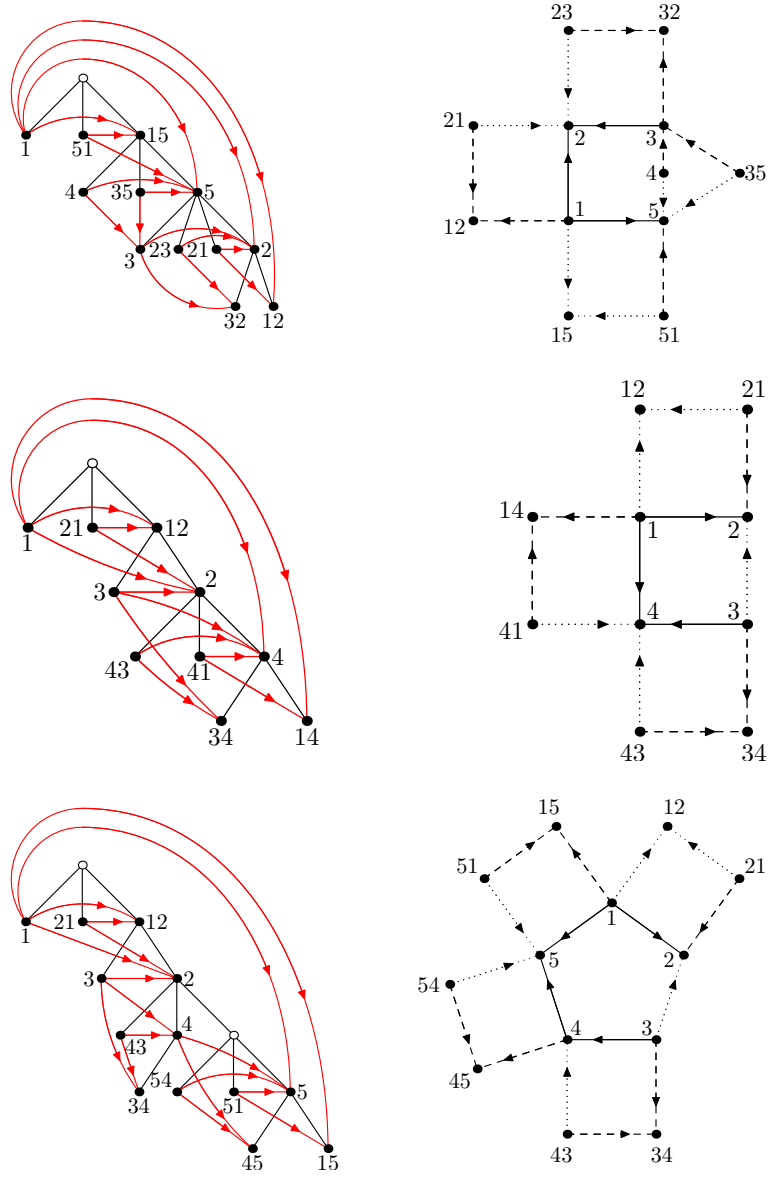


Figure 17: Burling graphs close to flowers

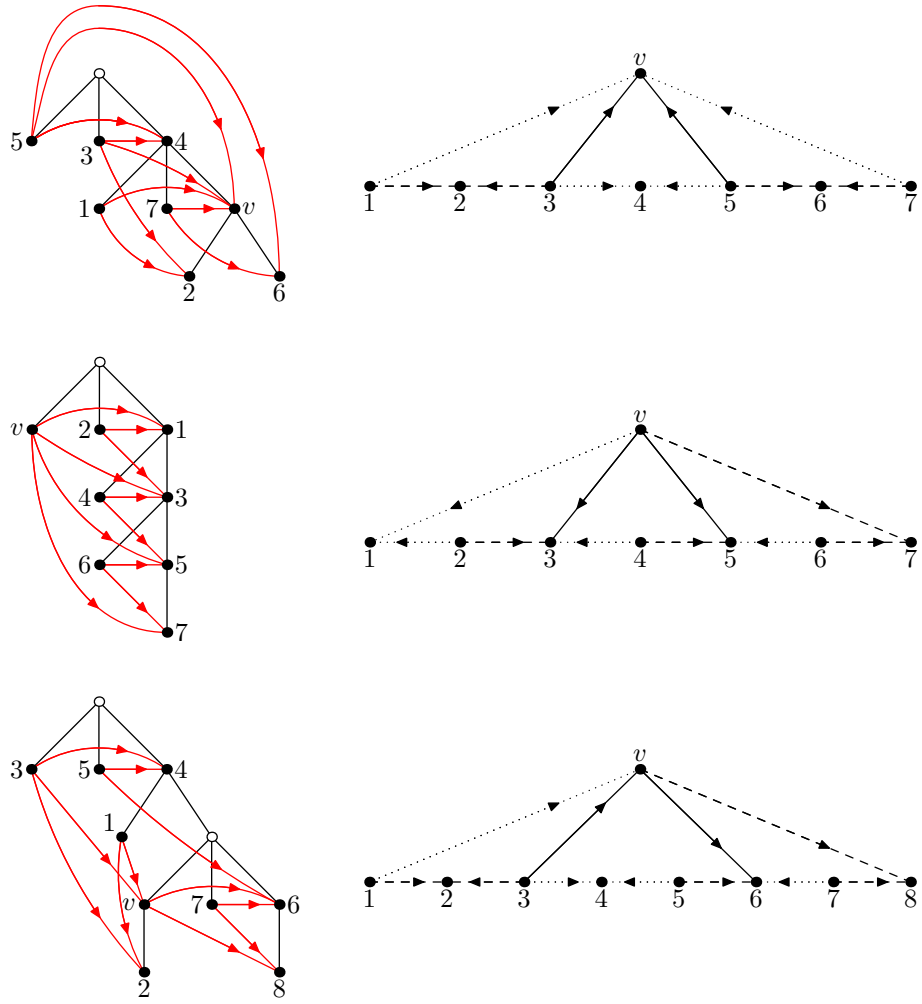


Figure 18: Burling graphs close to wheels

References

- [1] J.A. Bondy and U.S.R. Murty. *Graph Theory with Applications*. Elsevier, New York, 1976.
- [2] James Perkins Burling. On coloring problems of families of prototypes (PhD thesis). *University of Colorado, Boulder*, 1965.
- [3] Jérémie Chalopin, Louis Esperet, Zhentao Li, and Patrice Ossona de Mendez. Restricted frame graphs and a conjecture of scott. *Electron. J. Comb.*, 23(1):P1.30, 2016.
- [4] M. Chudnovsky, I. Penev, A.D. Scott, and N. Trotignon. Substitution and χ -boundedness. *Journal of Combinatorial Theory, Series B*, 103(5):567–586, 2013.
- [5] James Davies. Triangle-free graphs with large chromatic number and no induced wheel, 2021.
- [6] Arkadiusz Pawlik, Jakub Kozik, Tomasz Krawczyk, Michał Lasoń, Piotr Micek, William T. Trotter, and Bartosz Walczak. Triangle-free intersection graphs of line segments with large chromatic number. *J. Comb. Theory, Ser. B*, 105:6–10, 2014.
- [7] Pegah Pournajafi and Nicolas Trotignon. Burling graphs revisited - Part 1. New characterizations, arXiv:2104.07001, 2021.
- [8] Alex Scott and Paul Seymour. Personal communication, 2017.
- [9] Alex Scott and Paul D. Seymour. A survey of χ -boundedness. *J. Graph Theory*, 95(3):473–504, 2020.