

Steady azimuthal flow field induced by a rotating sphere near a rigid disk or inside a gap between two coaxially positioned rigid disks

Abdallah Daddi-Moussa-Ider,^{1, a)} Alexander R. Sprenger,¹ Thomas Richter,² Hartmut Löwen,¹ and Andreas M. Menzel³

¹⁾*Institut für Theoretische Physik II: Weiche Materie, Heinrich-Heine-Universität Düsseldorf, D-40225 Düsseldorf, Germany*

²⁾*Institut für Analysis und Numerik, Otto-von-Guericke-Universität Magdeburg, Universitätsplatz 2, D-39106 Magdeburg, Germany*

³⁾*Institut für Physik, Otto-von-Guericke-Universität Magdeburg, Universitätsplatz 2, D-39106 Magdeburg, Germany*

(Dated: January 27, 2023)

Geometric confinements play an important role in many physical and biological processes and significantly affect the rheology and behavior of colloidal suspensions at low Reynolds numbers. On the basis of the linear Stokes equations, we investigate theoretically and computationally the viscous azimuthal flow induced by the slow rotation of a small spherical particle located in the vicinity of a rigid no-slip disk or inside a gap between two coaxially positioned rigid no-slip disks of the same radius. We formulate the solution of the hydrodynamic problem as a mixed-boundary-value problem in the whole fluid domain, which we subsequently transform into a system of dual integral equations. Near a stationary disk, we show that the resulting integral equation can be reduced into an elementary Abel integral equation that admits a unique analytical solution. Between two coaxially positioned stationary disks, we demonstrate that the flow problem can be transformed into a system of two Fredholm integral equations of the first kind. The latter are solved by means of numerical approaches. Using our solution, we further investigate the effect of the disks on the slow rotational motion of a colloidal particle and provide expressions of the hydrodynamic mobility as a function of the system geometry. We compare our results with corresponding finite-element simulations and observe very good agreement.

I. INTRODUCTION

Hydrodynamic interactions in viscous flows are ubiquitous in nature and find numerous applications in various industrial and environmental processes. Simultaneously, confinements play a pivotal role in a wide range of biological and biotechnological processes, including the dynamics of polymer solutions and melts in microfluidic devices^{1,2}, DNA translocation through pores^{3,4}, transport and rheology of red blood cell suspensions in microcirculation^{5–10}, colloidal gelation¹¹, and biofilm formation in microchannels^{12–15}.

Fluid flows at small length scales are characterized by low Reynolds numbers, where viscous forces typically dominate inertial forces. Under such conditions, the fluid dynamics can well be described by the linear Stokes equations¹⁶. Over the past few decades, there has been mounting interest in the theoretical and experimental characterization of the behavior of hydrodynamically interacting particles near confining interfaces¹⁷. These include, for instance, a flat rigid wall^{18–27}, a planar surface with partial slip²¹, a flat interface separating two immiscible fluids^{28–31}, an interface covered with a surfactant^{32,33}, a rough boundary characterized by random surface textures³⁴, or a soft deformable membrane possessing elastic and bending properties^{35–48}. Thanks to the advent of new particle tracking and measurement techniques, the field has benefited from important recent

advances in the characterization of the behavior of colloidal particles near confinement at small scales^{49–53}.

From a chronological standpoint, one of the first attempts to address the creeping flow induced by a spherical particle confined between two infinitely extended planar walls dates back to Faxén⁵⁴. One century ago, Faxén provided in his doctoral dissertation a few approximate analytical expressions of the hydrodynamic mobility function for parallel translational motion in a channel bounded by two flat plates. Later, using the method of images, Liron and Mochon⁵⁵ obtained in a pioneering work an exact solution of the Stokes flow induced by a point-force singularity acting between two parallel no-slip walls. The problem of fluid motion in a channel bounded by two no-slip walls has further been addressed using the multipole expansion technique^{56,57} and a strong interaction theory^{58,59}.

In the present article, we proceed a step further by examining the low-Reynolds-number flow induced by a point-like particle rotating near a rigid finite-sized no-slip disk or between two coaxially positioned rigid finite-sized no-slip disks of the same radius. Mathematically, we model the situation using a rotlet (also called a point-torque or point-couple) singularity acting on the surrounding fluid medium. We formulate the flow problem at hand as a mixed-boundary-value problem which we subsequently transform into a system of dual integral equations on the domain boundary. For their solution, we employ conventional procedures outlined by Sneddon and Copson so as to express the solutions of the flow problems in terms of convergent definite integrals. Moreover, we quantify the effect of the confining finite-sized disks on the rotational

^{a)}Electronic mail: [daddi-moussa-ider \(at\) protonmail \(dot\) ch](mailto:daddi-moussa-ider@protonmail.com)

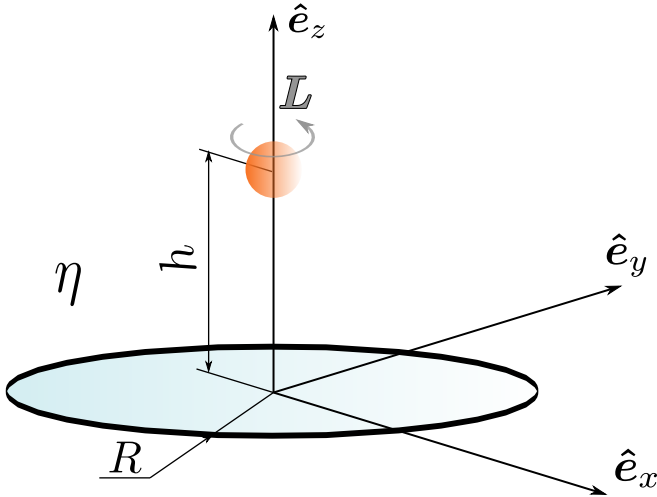


Figure 1. (Color online) Graphical illustration of the system setup. A point-like particle undergoing slow rotational motion near a rigid no-slip disk of radius R sets the fluid into motion. The center of the particle is located at a distance h above the center of the disk, while the surrounding viscous fluid medium is characterized by a dynamic shear viscosity η . $\mathbf{L} = L\hat{\mathbf{e}}_z$ sets the torque acting via the particle at the particle position on the fluid.

motion by calculating the effect on the corresponding hydrodynamic mobility function.

The remainder of this article is organized as follows. In Sec. II we derive the solution of the hydrodynamic equations for a rotlet singularity acting near a fixed no-slip disk. We show that the induced velocity field can be presented in a compact analytical form in terms of a definite one-dimensional integral. Afterwards, we obtain in Sec. III a semi-analytical solution of the flow problem inside a gap between two coaxially positioned rigid no-slip disks. We demonstrate that the solution can be reduced into a system to two Fredholm equations of the first kind that can be solved by means of standard numerical approaches. Finally, concluding remarks are contained in Sec. IV. Technical aspects and simulation details regarding the finite-element method we employ to compare our theory with are shifted to the appendices.

II. SOLUTION NEAR A SINGLE DISK

A. Problem formulation

First, we examine the low-Reynolds-number dynamics of a point-like particle undergoing rotational motion near one fixed finite-sized disk of radius R . We assume a no-slip boundary condition to hold at the surface of the disk. In addition, we suppose that the disk is located within the plane $z = 0$ and that the center of the disk coincides with the origin of our coordinate frame; see Fig 1 for an illustration of the system setup. In addition, we assume that the fluid is incompressible and Newtonian with

constant shear viscosity η .

At low Reynolds numbers, the fluid dynamics is thus governed by the steady Stokes equations⁶⁰

$$\eta \nabla^2 \mathbf{v} - \nabla p + \mathbf{F}_B = \mathbf{0}, \quad \nabla \cdot \mathbf{v} = 0, \quad (1)$$

wherein \mathbf{v} and p denote the hydrodynamic velocity and pressure fields, respectively. In addition, \mathbf{F}_B represents an arbitrary bulk force density acting on the fluid at position $\mathbf{r}_0 = h\mathbf{e}_z$ with \mathbf{e}_z denoting the unit vector directed along the z direction. The torque \mathbf{L} on the particle is transmitted to the fluid and linked to the surface force density \mathbf{F} acting on the fluid via the surface of the spherical particle

$$\mathbf{L} = \oint_A (\mathbf{r} - \mathbf{r}_0) \times \mathbf{F} dS, \quad (2)$$

with A denoting the surface area of the tiny particle. In the point-particle approximation, the asymmetric dipolar term in the multipole expansion is associated with the flow field induced by a rotlet singularity of strength \mathbf{L} acting above the disk at position \mathbf{r}_0 . Here we consider the case in which the point torque is directed along the axis of symmetry of the disk and set $\mathbf{L} = L\mathbf{e}_z$.

In an unbounded (infinite) fluid medium, the flow field induced by a rotlet singularity is given by

$$\mathbf{v}^\infty(\mathbf{r}) = \frac{1}{8\pi\eta} \frac{\mathbf{L} \times \mathbf{s}}{s^3}, \quad (3)$$

wherein $\mathbf{s} = \mathbf{r} - \mathbf{r}_0$ and $s = |\mathbf{s}|$ is the distance from the singularity position. Using cylindrical coordinates (r, ϕ, z) , the azimuthal component of the flow velocity field induced by a free-space rotlet oriented along the z direction reads

$$v_\phi^\infty(r, z) = \frac{Kr}{(r^2 + (z - h)^2)^{\frac{3}{2}}}, \quad (4)$$

where we have defined, for convenience, the abbreviation $K = L/(8\pi\eta)$ of dimension $(\text{length})^3(\text{time})^{-1}$.

The solution of the flow problem in the presence of the confining disk can generally be expressed as a linear superposition of the solution in an unbounded fluid medium, given by Eq. (4), and a complementary solution that is required to satisfy the underlying regularity and boundary conditions for the total induced flow field. Specifically,

$$v_\phi = v_\phi^\infty + v_\phi^*, \quad (5)$$

with v_ϕ^* standing for the complementary solution for the azimuthal flow velocity, also sometimes called the image solution⁶¹.

The solution of the homogeneous equations governing the fluid motion can be expressed in our case in terms of a single harmonic function⁶² as $v_\phi^* = -\partial\Omega/\partial r$ with Ω satisfying the Laplace equation $\nabla^2\Omega = 0$. Then, the harmonic function Ω can be written in the general form in terms of a Fourier-Bessel integral of the form

$$\Omega(r, z) = K \int_0^\infty \omega(\lambda) J_0(\lambda r) e^{-\lambda|z|} d\lambda, \quad (6)$$

wherein $\omega(\lambda)$ is an unknown wavenumber-dependent function to be subsequently determined from the prescribed boundary conditions. In addition, J_ν denotes the Bessel function⁶³ of the first kind of order ν . The image solution for the azimuthal component of the velocity field is then obtained as

$$v_\phi^*(r, z) = K \int_0^\infty \lambda \omega(\lambda) J_1(\lambda r) e^{-\lambda|z|} d\lambda. \quad (7)$$

Evidently, the solution form given by Eq. (7) satisfies the natural continuity of the azimuthal velocity field at the plane $z = 0$. We note that the rotlet singularity does not induce a pressure gradient and that the radial and axial components of the fluid velocity vanish. Therefore, the solution of the flow problem reduces to the search for the azimuthal component of the velocity field only.

B. Boundary conditions and dual integral equations

We require no-slip boundary conditions on the surface of the disk and assume the continuity of the azimuthal component of the normal stress vector on the plane $z = 0$ outside the disk. Specifically,

$$v_\phi^\infty + v_\phi^*|_{z=0} = 0 \quad \text{for } r < R, \quad (8a)$$

$$\eta \frac{\partial v_\phi^*}{\partial z} \Big|_{z=0^+} - \eta \frac{\partial v_\phi^*}{\partial z} \Big|_{z=0^-} = 0 \quad \text{for } r > R. \quad (8b)$$

By inserting the expressions of the free-space and image fields given by Eqs. (4) and (7), respectively, into Eqs. (8), we obtain the mixed-boundary-value problem on the inner and outer domain boundaries. Specifically,

$$\int_0^\infty \lambda \omega(\lambda) J_1(\lambda r) d\lambda = f(r) \quad (r < R), \quad (9a)$$

$$\int_0^\infty \lambda^2 \omega(\lambda) J_1(\lambda r) d\lambda = 0 \quad (r > R), \quad (9b)$$

with the radial function

$$f(r) = -\frac{r}{(r^2 + h^2)^{\frac{3}{2}}}, \quad (10)$$

stemming from the free-space rotlet field.

The solution of the type of dual integral equations stated by Eqs. (9) can generally be obtained using the theory of Mellin transforms^{64,65}. We will follow in the present article a different route based on the analytical approach outlined by Sneddon⁶⁶ and Copson⁶⁷. In the sequel, we will show that the present dual integral equations problem with Bessel function kernels can conveniently be reduced to an elementary Abel integral equation that may readily be inverted. This solution strategy has previously been employed to examine the low-Reynolds-number flow induced by nonrotational force singularities near a finite-sized elastic disk possessing shear and bending properties^{68,69}, the flow field near a no-slip disk^{70,71}, or the

axisymmetric flow due to a Stokeslet acting between two coaxially positioned rigid no-slip disks⁷².

We search a solution for the unknown wavenumber-dependent function $\omega(\lambda)$ of the integral form

$$\omega(\lambda) = \lambda^{-\frac{1}{2}} \int_0^R \hat{\omega}(t) J_{\frac{1}{2}}(\lambda t) dt, \quad (11)$$

wherein $\hat{\omega}(t)$, with $t \in [0, R]$, is an unknown function later to be determined. We will show in the sequel that the equation for the outer problem (9b) is indeed satisfied using this form of solution.

First, it can readily be checked that Eq. (11) can further be expressed in the form

$$\omega(\lambda) = \lambda^{-\frac{3}{2}} \int_0^R \hat{\omega}(t) t^{-\frac{3}{2}} \frac{d}{dt} \left(t^{\frac{3}{2}} J_{\frac{3}{2}}(\lambda t) \right) dt. \quad (12)$$

By defining

$$\hat{F}(t) = t^{\frac{3}{2}} \frac{d}{dt} \left(t^{-\frac{3}{2}} \hat{\omega}(t) \right) \quad (13)$$

and assuming that $t^{\frac{3}{2}} \hat{\omega}(t) \rightarrow 0$ as $t \rightarrow 0^+$, Eq. (12) can be rewritten upon integration by parts as

$$\omega(\lambda) = \lambda^{-\frac{3}{2}} \left(\hat{\omega}(R) J_{\frac{3}{2}}(\lambda R) - \int_0^R \hat{F}(t) J_{\frac{3}{2}}(\lambda t) dt \right). \quad (14)$$

Then, by substituting the modified form of solution given by Eq. (14) into Eq. (9b), the integral equation for the outer problem can be expressed as

$$\mathcal{K}_+(r, R) \hat{\omega}(R) - \int_0^R \mathcal{K}_+(r, t) \hat{F}(t) dt = 0 \quad (r > R). \quad (15)$$

In this context, we define the kernel functions

$$\mathcal{K}_\pm(r, t) = \int_0^\infty \lambda^{\frac{1}{2}} J_{1 \pm \frac{1}{2}}(\lambda t) J_1(\lambda r) d\lambda. \quad (16)$$

It turned out that the latter improper (infinite) integral can be evaluated analytically as

$$\mathcal{K}_+(r, t) = \left(\frac{2}{\pi t} \right)^{\frac{1}{2}} \frac{r}{t} \frac{\Theta(t - r)}{(t^2 - r^2)^{\frac{1}{2}}}, \quad (17)$$

with $\Theta(\cdot)$ denoting the Heaviside step function (or the unit step function). Since $r > R$, it can readily be perceived that the transformed integral equation for the outer problem stated by Eq. (15) is trivially satisfied.

Thereafter, substituting Eq. (11) into the integral equation for the inner problem given by Eq. (9a) yields

$$\int_0^R \mathcal{K}_-(r, t) \hat{\omega}(t) dt = f(r) \quad (r < R), \quad (18)$$

By noting that

$$\mathcal{K}_-(r, t) = \left(\frac{2t}{\pi} \right)^{\frac{1}{2}} \frac{1}{r} \frac{\Theta(r - t)}{(r^2 - t^2)^{\frac{1}{2}}}, \quad (19)$$

Eq. (18) can subsequently be rewritten in a much simplified form as

$$\int_0^r \frac{t^{\frac{1}{2}} \hat{\omega}(t)}{(r^2 - t^2)^{\frac{1}{2}}} dt = \left(\frac{\pi}{2}\right)^{\frac{1}{2}} r f(r) \quad (r < R). \quad (20)$$

Equation (20) is a classical Abel integral equation which constitutes a special form of the linear Volterra equation of the first kind having a weakly singular kernel^{73–75}. It admits a unique solution if and only if $f(r)$ is a continuously differentiable function^{76–78}. Its solution is formally given in an integral form as

$$\hat{\omega}(t) = \left(\frac{2}{\pi t}\right)^{\frac{1}{2}} \frac{d}{dt} \int_0^t \frac{u^2 f(u) du}{(t^2 - u^2)^{\frac{1}{2}}}. \quad (21)$$

Inserting the expression of $f(r)$ stated by Eq. (10) into Eq. (21) and performing the resulting integration yields

$$\hat{\omega}(t) = -2 \left(\frac{2t}{\pi}\right)^{\frac{1}{2}} \frac{ht}{(t^2 + h^2)^2}. \quad (22)$$

Evidently, the condition $t^{\frac{3}{2}} \hat{\omega}(t) \rightarrow 0$ as $t \rightarrow 0^+$ assumed above upon integrating by parts is well satisfied.

Next, by substituting Eq. (22) into Eq. (11) upon noting that

$$J_{\frac{1}{2}}(\lambda t) = \left(\frac{2}{\pi}\right)^{\frac{1}{2}} (\lambda t)^{-\frac{1}{2}} \sin(\lambda t), \quad (23)$$

the unknown wavenumber-dependent function $\omega(\lambda)$ can be written in a compact integral form as

$$\omega(\lambda) = -\frac{4h}{\pi\lambda} \int_0^R \frac{t \sin(\lambda t) dt}{(t^2 + h^2)^2}. \quad (24)$$

The latter integral can be expressed in a general way in terms of hyperbolic functions and trigonometric integrals. However, choosing the integral form is more convenient for later treatment. In particular, it follows that $\omega(\lambda) = -e^{-\lambda h}$ as $R \rightarrow \infty$. Finally, by inserting Eq. (24) into Eq. (7) and interchanging the order of integration with respect to the variables λ and t , the solution for the image azimuthal velocity field follows as

$$v_{\phi}^*(r, z) = -\frac{4Kh}{\pi} \int_0^R \frac{t \mathcal{Q}(r, z, t) dt}{(t^2 + h^2)^2}, \quad (25)$$

where we have defined the kernel function

$$\mathcal{Q}(r, z, t) = \int_0^{\infty} J_1(\lambda r) \sin(\lambda t) e^{-\lambda|z|} d\lambda. \quad (26)$$

To obtain an analytical expression for \mathcal{Q} , we proceed by making use of Euler's formula in complex analysis⁷⁹ and write $\sin(\lambda t) = \text{Im} \{e^{i\lambda t}\}$, with Im denoting the imaginary part of the argument. By using the change of variable $u = \lambda r$, Eq. (26) can be rewritten in the form

$$\mathcal{Q}(r, z, t) = \frac{1}{r} \text{Im} \left\{ \int_0^{\infty} J_1(u) e^{-su} du \right\}, \quad (27)$$

with $s = (|z| - it)/r$. By invoking the Laplace transform⁸⁰ of $J_1(u)$ given as $1 - s(1 + s^2)^{-\frac{1}{2}}$, Eq. (27) can then be evaluated as

$$\mathcal{Q}(r, z, t) = -\frac{1}{r} \text{Im} \left\{ \frac{|z| - it}{(r^2 + (|z| - it)^2)^{\frac{1}{2}}} \right\}. \quad (28)$$

The latter can further be cast in the final form as

$$\mathcal{Q}(r, z, t) = \frac{2^{\frac{1}{2}}}{2rU} \left(t(U + V)^{\frac{1}{2}} - |z|(U - V)^{\frac{1}{2}} \right), \quad (29)$$

where we have defined

$$U = \left((\rho^2 + t^2)^2 - 4r^2 t^2 \right)^{\frac{1}{2}}, \quad V = \rho^2 - t^2, \quad (30)$$

where $\rho^2 = r^2 + z^2$. It can be shown that \mathcal{Q} is always well defined except when $U = 0$, for which $z = 0$ and $t = r$. In this case, $\mathcal{Q}(r, z, t) \sim (r - t)^{-\frac{1}{2}} \Theta(r - t)$. We note that $\mathcal{Q}(r, z, t) \rightarrow 0$ as $r \rightarrow 0$.

An analytical integration of Eq. (25) is challenging, if not downright impossible. Therefore, recourse to numerical procedures is necessary. To this end, we approximate the integral by a standard middle Riemann sum using the partition t_1, \dots, t_N , where $t_i = (i - 1/2)\delta$, with $i = 1, \dots, N$ and $\delta = R/N$. Here, N denotes the number of discretization points. Throughout this work, we consistently set $N = 10000$.

In Fig. 2, we show contour plots of the scaled azimuthal flow velocity induced by a rotlet singularity positioned at different distances along the axis of the disk. The analytical predictions [(a), (b), and (c)] are in good agreement with the results from finite-element simulations [(d), (e), and (f)]; see Appendix B for technical details regarding the simulation method].

The magnitude of the scaled velocity field is shown on a logarithmic scale to emphasize the difference between the different regions. Similarly, as in the bulk, the flow velocity is decaying faster along the z direction (or axis of rotation) compared to the radial direction. However, near the disk, the azimuthal flow velocity becomes asymmetric with respect to the rotlet position, and for $z < 0$ the total flow field almost vanishes completely. Last, we remark that the overall magnitude of the flow field reduces as the rotlet gets closer to the disk.

C. Exact solution for $R \rightarrow \infty$

The solution for a rotlet oriented normal to a hard wall can be obtained using the image system technique noted by Blake⁶¹. For completeness, we here derive this solution in a different way using our formalism. For an infinitely large disk located at $z = 0$, the integral equations (9a) for the inner domain hold for all positive r , and thus we can directly apply a Hankel transform⁸¹ on both sides of this

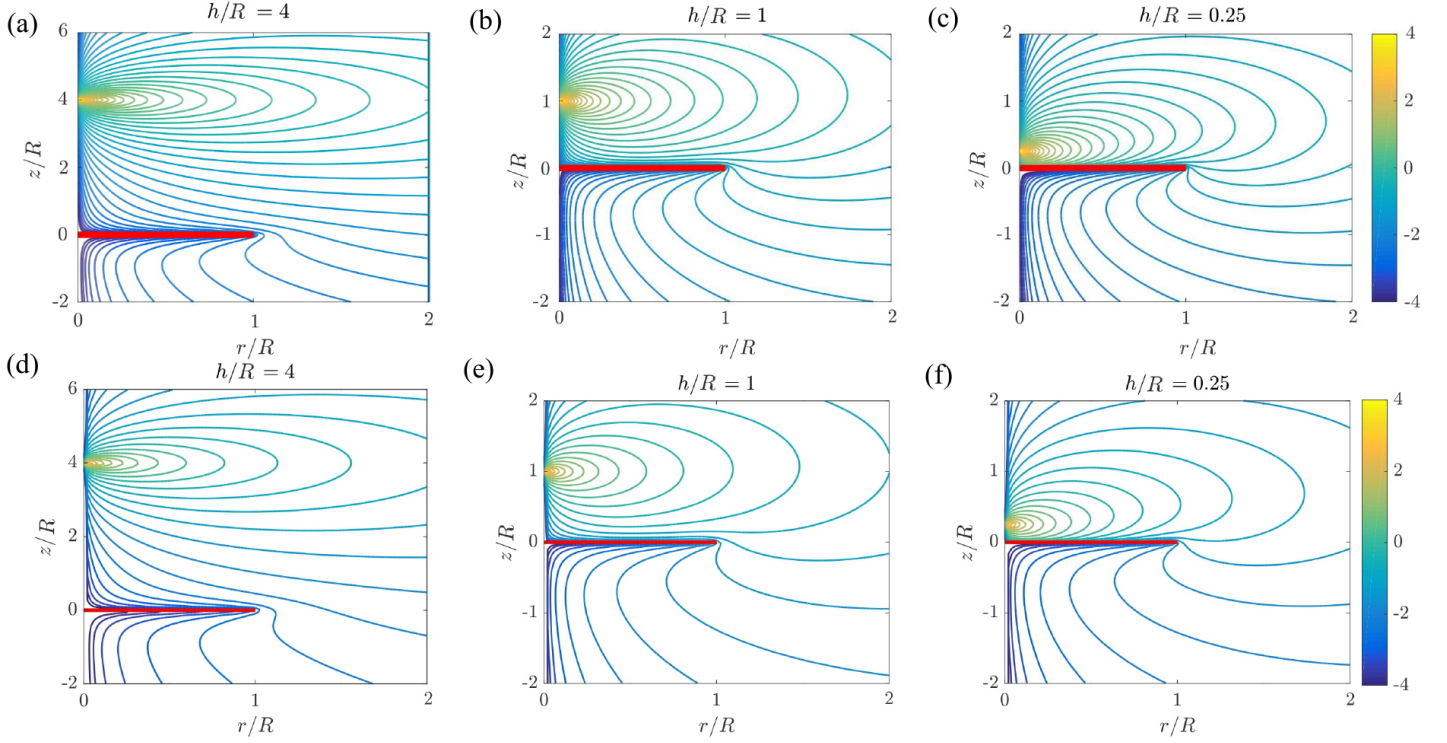


Figure 2. (Color online) Contour plot of the amplitude of the scaled azimuthal flow velocity as obtained theoretically [first row, (a), (b), and (c)] and using finite-element simulations [second row, (d), (e), and (f)]. The flows are induced by a rotlet singularity positioned at $h/R = 4$ [(a) and (d)], $h/R = 1$ [(b) and (e)] and $h/R = 0.25$ [(c) and (f)] on the axis of a no-slip disk of radius R (red). The azimuthal velocity is scaled by $L/(\delta\pi\eta R^2)$. Results are presented on a decimal logarithmic scale.

equation. Here, we make use of the orthogonality property of Bessel functions⁶³

$$\int_0^\infty r J_\nu(\lambda r) J_\nu(\lambda' r) dr = \lambda^{-1} \delta(\lambda - \lambda'), \quad (31)$$

and obtain the solution for

$$\omega(\lambda) = \int_0^\infty r f(r) J_1(\lambda r) dr = -e^{-\lambda h}. \quad (32)$$

Inserting the latter result into Eq. (7) yields

$$v_\phi^*(r, z) = -\frac{Kr}{\left(r^2 + (|z| + h)^2\right)^{\frac{3}{2}}}. \quad (33)$$

The image solution for the azimuthal component in the limit $R \rightarrow \infty$ can alternatively be calculated analytically from Eq. (25). Consequently, the total flow field vanishes underneath the disk, i.e. for $z < 0$.

D. Hydrodynamic rotational mobility

Having derived the solution of the flow problem for a point-torque singularity acting near a finite-sized disk, we next investigate how the presence of the nearby disk affects the rotational mobility. For this purpose, we think of the rotlet generated by a small colloidal particle of radius a . By

restricting ourselves to the situation in which $a \ll h$, the leading-order correction to the particle rotational mobility can be presented in a scaled form as

$$\frac{\Delta\mu}{\mu_0} = \frac{a^3}{K} \lim_{(r,z) \rightarrow (0,h)} \frac{1}{2r} \frac{\partial}{\partial r} (rv_\phi^*), \quad (34)$$

wherein $\mu_0 = (8\pi\eta a^3)^{-1}$ is the bulk rotational mobility, i.e., in the absence of the disk.

Defining the positive dimensionless number k_1 to be the scaled correction factor to the mobility near a no-slip disk as

$$k_1 = -\frac{\Delta\mu}{\mu_0} \left/ \left(\frac{a}{h}\right)^3 \right., \quad (35)$$

and substituting Eq. (7) expressing the image azimuthal velocity into Eq. (34), we obtain

$$k_1 = -\frac{h^3}{2} \int_0^\infty \lambda^2 \omega(\lambda) e^{-\lambda h} d\lambda. \quad (36)$$

Next, by inserting the expression of $\omega(\lambda)$ stated by Eq. (24) into Eq. (36) and using the changes of variables $u = \lambda h$ and $v = t/R$, the scaled correction factor can be presented as an integral over the interval $[0, 1]$ as

$$k_1(\xi) = \frac{2}{\pi} \xi^2 \int_0^1 \frac{v G(v, \xi) dv}{(v^2 + \xi^2)^2}. \quad (37)$$

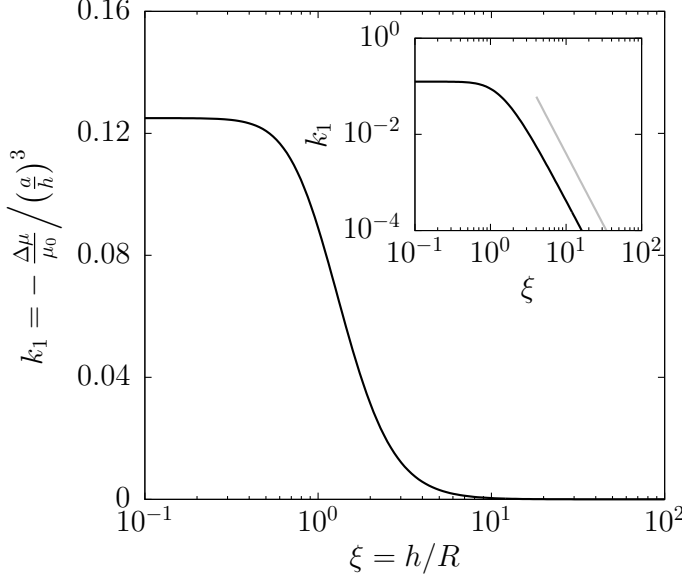


Figure 3. Scaled correction factor k_1 to the rotational hydrodynamic mobility near a rigid no-slip disk, Eq. (39), versus the dimensionless number $\xi = h/R$ plotted on a semilogarithmic scale. The same curve is shown in the inset on a log-log scale, where the scaling law ξ^{-3} is displayed in the range $\xi \gg 1$ (gray).

with the dimensionless number $\xi = h/R$. Here,

$$G(v, \xi) = \int_0^\infty u \sin\left(\frac{uv}{\xi}\right) e^{-u} du = \frac{2v\xi^3}{(v^2 + \xi^2)^2}. \quad (38)$$

Finally, evaluating the definite integral in Eq. (37) yields the expression of the scaled correction factor as

$$k_1(\xi) = \frac{1}{8} - \frac{1}{4\pi} \left(\arctan \xi + \frac{\xi(\xi^2 - 3)(1 + 3\xi^2)}{3(1 + \xi^2)^3} \right). \quad (39)$$

In particular, for $\xi \ll 1$ (or $h \ll R$), we obtain

$$k_1(\xi) = \frac{1}{8} - \frac{4}{5\pi} \xi^5 + \mathcal{O}(\xi^7). \quad (40)$$

Notably, the familiar correction factor $k_1 = 1/8$ near an infinitely extended hard wall is recovered in the limit $\xi \rightarrow 0$. For $\xi \gg 1$, we get

$$k_1(\xi) = \frac{4}{3\pi} \xi^{-3} + \mathcal{O}(\xi^{-5}). \quad (41)$$

Interestingly, the correction factor takes a particularly simple expression when $\xi = \sqrt{3}$, for which $k_1 = 1/24$.

In Fig. 3, we present the variation of the scaled correction factor given by Eq. (39) as a function of the dimensionless number $\xi = h/R$. We observe that the scaled correction factor is a monotonically decaying function of ξ . On a semilogarithmic scale (main plot), the curve exhibits an inverse logistic-like (sigmoid) evolution between two plateau values. The scaled correction factor undergoes a cubic decay with ξ while vanishing in the limit $\xi \rightarrow \infty$.

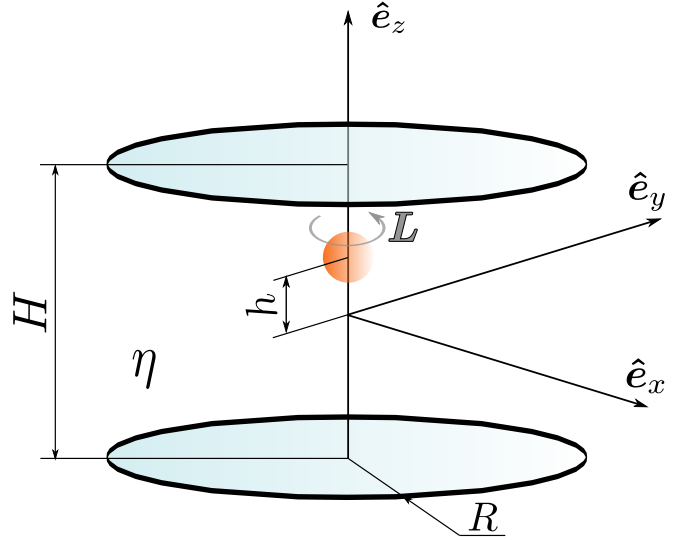


Figure 4. (Color online) Slow rotational motion of a point-like particle confined between two coaxially positioned rigid no-slip disks of identical radius R . The confining disks are located within the planes $z = \pm H/2$ with H denoting the separation distance between the parallel disks. The particle is located at a distance h from the origin of the system of coordinates on the axis of the disks.

Recapitulating, we have presented a dual integral equation approach to determine the solution of the hydrodynamic equations for a point-torque singularity acting near a rigid disk. In the following, we will employ a similar technique to obtain the corresponding solution of the flow problem in the presence of two coaxially positioned rigid disks.

III. SOLUTION FOR TWO COAXIALLY POSITIONED DISKS

A. Problem formulation

We now assume that two parallel coaxially positioned rigid disks are located within the planes at $z = -H/2$ and $z = H/2$, where H represents the distance separating the two disks. The z axis passes through the centers of the coaxially positioned disks. We suppose that the rotlet is acting between the disks at position $\mathbf{r}_0 = h\mathbf{e}_z$, where $-H/2 < h < H/2$; see Fig. 4 for a graphical illustration of the setup.

To find a solution to the flow problem, we partition the fluid medium into three distinct parts. We label by the superscript 1 the flow velocity field in the fluid domain beneath the plane $z = -H/2$ containing the lower disk, subscript 2 the fluid region delimited by the planes at $z = -H/2$ and $z = H/2$, and we designate by the subscript 3 the fluid domain above the plane $z = H/2$ containing the top disk. In the remainder of this article, we choose, for convenience, to scale all lengths by the gap width H .

We now express the solution for the azimuthal velocity

field in each region of the fluid domain as

$$v_{\phi 1}^* = K \int_0^\infty A(\lambda) e^{\lambda z} J_1(\lambda r) d\lambda, \quad (42a)$$

$$v_{\phi 2}^* = K \int_0^\infty (B(\lambda) e^{-\lambda z} + C(\lambda) e^{\lambda z}) J_1(\lambda r) d\lambda, \quad (42b)$$

$$v_{\phi 3}^* = K \int_0^\infty D(\lambda) e^{-\lambda z} J_1(\lambda r) d\lambda, \quad (42c)$$

where $A(\lambda)$, $B(\lambda)$, $C(\lambda)$, and $D(\lambda)$ are unknown functions to be determined from the underlying boundary conditions. It can readily be checked that the regularity condition of a finite velocity field is inherently satisfied in the whole domain.

B. Boundary conditions and dual integral equations

Requiring the natural continuity of the velocity field at the planes $z = \pm 1/2$ yields the expressions of the functions associated with the intermediate fluid domain in terms of those related to the lower and upper domains. Specifically,

$$B(\lambda) = \frac{1}{2} (A(\lambda) - D(\lambda) e^{-\lambda}) \operatorname{csch}(\lambda), \quad (43a)$$

$$C(\lambda) = \frac{1}{2} (D(\lambda) - A(\lambda) e^{-\lambda}) \operatorname{csch}(\lambda), \quad (43b)$$

with csch denoting the hyperbolic cosecant function, defined as $\operatorname{csch}(\lambda) = 1/\sinh \lambda = 2/(e^\lambda - e^{-\lambda})$.

By imposing the no-slip boundary condition at the surfaces of the two disks, we obtain the equations for the inner problem for $r < R$ as

$$\int_0^\infty A(\lambda) e^{-\frac{\lambda}{2}} J_1(\lambda r) d\lambda = \psi_+(r), \quad (44a)$$

$$\int_0^\infty D(\lambda) e^{-\frac{\lambda}{2}} J_1(\lambda r) d\lambda = \psi_-(r), \quad (44b)$$

where we have defined the radially symmetric functions

$$\psi_\pm(r) = -\frac{r}{\left(r^2 + \left(h \pm \frac{1}{2}\right)^2\right)^{\frac{3}{2}}}. \quad (45)$$

In addition, the continuity of the azimuthal stress vector outside the regions containing the disk yields the equations for the outer problem for $r > R$. Specifically,

$$\int_0^\infty \lambda \left(A(\lambda) e^{\frac{\lambda}{2}} - D(\lambda) e^{-\frac{\lambda}{2}} \right) \operatorname{csch}(\lambda) J_1(\lambda r) d\lambda = 0, \quad (46a)$$

$$\int_0^\infty \lambda \left(A(\lambda) e^{-\frac{\lambda}{2}} - D(\lambda) e^{\frac{\lambda}{2}} \right) \operatorname{csch}(\lambda) J_1(\lambda r) d\lambda = 0. \quad (46b)$$

Equations (44) and (46) constitute a system of dual integral equations for the unknown functions $A(\lambda)$ and $D(\lambda)$. For its solution, we employ the standard solution approach outlined by Sneddon⁶⁶ and Copson⁶⁷ and set

$$\frac{1}{2} \left(A(\lambda) e^{\frac{\lambda}{2}} - D(\lambda) e^{-\frac{\lambda}{2}} \right) \operatorname{csch}(\lambda) = \lambda^{\frac{1}{2}} f_1(\lambda), \quad (47a)$$

$$\frac{1}{2} \left(A(\lambda) e^{-\frac{\lambda}{2}} - D(\lambda) e^{\frac{\lambda}{2}} \right) \operatorname{csch}(\lambda) = \lambda^{\frac{1}{2}} f_2(\lambda), \quad (47b)$$

where

$$f_i(\lambda) = \int_0^R \hat{f}_i(t) J_{\frac{1}{2}}(\lambda t) dt, \quad (48)$$

with $\hat{f}_i(t)$, $i \in \{1, 2\}$, are two unknown functions defined on the interval $[0, R]$ to be subsequently determined. In this way, the equations for the outer problem are automatically satisfied following the same reasoning in Sec. II. Solving Eqs. (47) for $A(\lambda)$ and $D(\lambda)$ yields

$$A(\lambda) = \lambda^{\frac{1}{2}} \left(f_1(\lambda) e^{\frac{\lambda}{2}} - f_2(\lambda) e^{-\frac{\lambda}{2}} \right), \quad (49a)$$

$$D(\lambda) = \lambda^{\frac{1}{2}} \left(f_1(\lambda) e^{-\frac{\lambda}{2}} - f_2(\lambda) e^{\frac{\lambda}{2}} \right). \quad (49b)$$

Upon substitution of Eqs. (49) into Eqs. (44), the inner problem can be expressed in the form

$$\int_0^R \left(\mathcal{K}_-(r, t) \hat{f}_1(t) - \mathcal{S}(r, t) \hat{f}_2(t) \right) dt = \psi_+(r), \quad (50a)$$

$$\int_0^R \left(\mathcal{S}(r, t) \hat{f}_1(t) - \mathcal{K}_-(r, t) \hat{f}_2(t) \right) dt = \psi_-(r). \quad (50b)$$

Here, we have defined the kernel function

$$\mathcal{S}(r, t) = \left(\frac{2}{\pi t} \right)^{\frac{1}{2}} \mathcal{Q}(r, 1, t), \quad (51)$$

where \mathcal{Q} has been defined earlier by Eq. (27). We note that the expression of the kernel function \mathcal{K}_- has previously been given by Eq. (19) and can further be expressed in term of \mathcal{Q} as

$$\mathcal{K}_-(r, t) = \left(\frac{2}{\pi t} \right)^{\frac{1}{2}} \mathcal{Q}(r, 0, t). \quad (52)$$

Equations (50) represent a system of Fredholm integral equations of the first kind⁸². Due to the complicated expressions of their kernel functions, exact analytical expressions for the unknown functions $\hat{f}_1(t)$ and $\hat{f}_2(t)$ are far from trivial. Following a computational approach, we partition the integration intervals $[0, R]$ into N subintervals, approximating the integrals by the standard middle Riemann sum. We then evaluate the two resulting equations at N discrete values of r that are distributed uniformly over the interval $[0, R]$. Inverting the resulting linear system of $2N$ independent equations, we obtain accurate values of $\hat{f}_1(t)$ and $\hat{f}_2(t)$ at each discretization point.

Inserting the expressions of $A(\lambda)$ and $D(\lambda)$ stated by Eqs. (49) into Eqs. (42), the image solution for the azimuthal flow field everywhere in the fluid domain can be cast in the final compact form

$$v_\phi^*(r, z) = K \int_0^R \left(\frac{2}{\pi t} \right)^{\frac{1}{2}} \hat{g}(r, z, t) dt, \quad (53)$$

wherein

$$\hat{g}(r, z, t) = \mathcal{Q}\left(r, z + \frac{1}{2}, t\right) \hat{f}_1(t) - \mathcal{Q}\left(r, z - \frac{1}{2}, t\right) \hat{f}_2(t).$$

Notably, the system of Fredholm integral equations stated by Eqs. (50) is recovered when enforcing the no-slip condition at $z = \pm 1/2$.

Likewise, the definite integral given by Eq. (53) can be discretized via the middle Riemann sum to yield an approximate solution for the image velocity field at any point (r, z) in the entire fluid domain.

Figure 5 shows contour plots of the amplitude of the scaled azimuthal flow velocity for different positions on the axis of two coaxial disks, as obtained analytically and by means of finite-element simulations. Again, the flow velocity is the highest in the near vicinity of the rotlet and decays faster along the z direction compared to the radial direction. Moreover, the magnitude is substantially smaller above and below the disks. As the rotlet approaches one side of the confining disks, the overall magnitude of the flow field becomes reduced and the structure becomes more asymmetric. Good agreement is obtained between the semi-analytical theory and the finite-element simulations.

C. Solution for $R \rightarrow \infty$

For completeness, we additionally address by our approach the solution for the flow field in a gap bounded by two infinitely extended planar walls located at $z = \pm 1/2$. To this end, a Hankel transform is applied on both sides of Eqs. (44). We obtain

$$A(\lambda) = \lambda e^{\frac{\lambda}{2}} \bar{\psi}^+(\lambda) = -\lambda e^{-\lambda h}, \quad (54a)$$

$$D(\lambda) = \lambda e^{\frac{\lambda}{2}} \bar{\psi}^-(\lambda) = -\lambda e^{\lambda h}, \quad (54b)$$

with

$$\bar{\psi}^\pm(\lambda) = \int_0^\infty r \psi^\pm(r) J_1(\lambda r) dr = -e^{-\lambda(\frac{1}{2} \pm h)}, \quad (55)$$

for $|h| < 1/2$. Then, it follows from Eqs. (43) that the wavenumber-dependent function associated with the fluid domain bounded by the planes $z = \pm 1/2$ are given by

$$B(\lambda) = -\frac{\lambda}{2} \left(e^{-\lambda h} - e^{-\lambda(1-h)} \right) \text{csch}(\lambda), \quad (56a)$$

$$C(\lambda) = -\frac{\lambda}{2} \left(e^{\lambda h} - e^{-\lambda(1+h)} \right) \text{csch}(\lambda). \quad (56b)$$

Finally, the corresponding solution of the image flow field can be obtained by inserting Eqs. (54) and (56) into Eqs. (42). As expected, the total velocity in the lower and upper regions vanishes in the limit $R \rightarrow \infty$.

D. Hydrodynamic rotational mobility

The scaled correction to the particle rotational mobility in the point-particle approximation can be obtained from

the image velocity field via Eq. (34). Between two coaxially positioned disks, we alternatively choose to define the scaled correction factor as

$$k_2 = -\frac{\Delta\mu}{\mu_0} / a^3. \quad (57)$$

Then, it follows from Eq. (53) that the scaled correction to leading order can conveniently be expressed as

$$k_2 = \frac{1}{2} \left(\frac{2}{\pi} \right)^{\frac{1}{2}} \int_0^R t^{-\frac{1}{2}} (\chi_-(t) \hat{f}_2(t) - \chi_+(t) \hat{f}_1(t)) dt, \quad (58)$$

where we have defined

$$\chi_\pm(t) = \text{Im} \left\{ \left(\frac{1}{2} \pm h - it \right)^{-2} \right\}. \quad (59)$$

Again, an approximate evaluation of the definite integral given by Eq. (58) can be performed by numerical discretization via the standard middle Riemann sum.

In the limit of an infinitely extended channel $R \rightarrow \infty$, we obtain

$$k_2 = \frac{1}{2} \int_0^\infty \lambda^2 \text{csch}(\lambda) (\cosh(2\lambda h) - e^{-\lambda}) d\lambda. \quad (60)$$

The latter can further be expressed as

$$k_2 = \frac{1}{8} \left(\zeta\left(3, \frac{1}{2} + h\right) + \zeta\left(3, \frac{1}{2} - h\right) - 2\zeta(3) \right), \quad (61)$$

wherein

$$\zeta(s, t) = \sum_{n>m \geq 1} n^{-s} m^{-t} \quad (62)$$

denotes the double zeta functions with $s > 1$ and $t \geq 0$. Moreover, $\zeta(s)$ is the Riemann zeta function with $s > 1$ defined as $\zeta(s) = \sum_{n \geq 1} n^{-s}$. In particular, $\zeta(3)$ is an irrational number known as Apéry's constant⁸³. We quote the famous identity derived by Euler $\zeta(3) = \zeta(2, 1)$. In the mid-plane of the channel, the correction factor reaches its minimum value $k_2(h=0) = \frac{3}{2} \zeta(3) \approx 1.8031$. Performing a Taylor expansion near the upper wall around $h = 1/2$, we obtain

$$k_2 = \frac{1}{8} \epsilon^{-3} + \frac{3}{2} \zeta(5) \epsilon^2 + \mathcal{O}(\epsilon^4), \quad (63)$$

where $\epsilon = \frac{1}{2} - h$.

In Fig. 6, we present on a log-log scale the variation of the scaled correction factor to the rotational hydrodynamic mobility given by Eq. (58) versus the scaled radius of the coaxially positioned rigid disks for various values of the singularity position within the gap between the two disks. The correction factor increases monotonically upon increasing the size of the disks because the rotational motion of the confined particle becomes more restricted. In the limit of infinitely large disks, the correction factor asymptotically tends to the value given by Eq. (61).

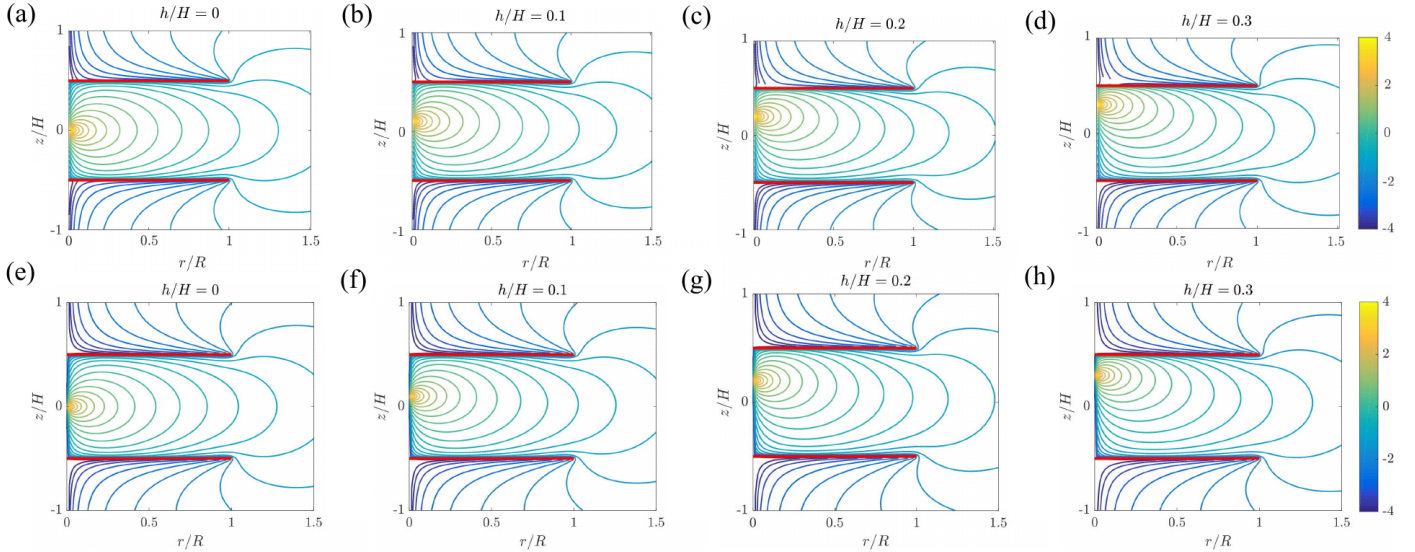


Figure 5. (Color online) Contour plots of the amplitude of the scaled azimuthal velocity as obtained semi-analytically [first row, (a) through (d)] and by means of finite-element simulations [second row, (e) through (h)]. Results are shown for a rotlet acting at $h/H = 0$ [(a) and (e)], $h/H = 0.1$ [(b) and (f)], $h/H = 0.2$ [(c) and (g)] and $h/H = 0.3$ [(d) and (h)] on the axis of two coaxially positioned no-slip disks of radius $R = H$ (red). Here, the azimuthal velocity is scaled by $L / (8\pi\eta R^2)$ and results are presented on a decimal logarithmic scale.

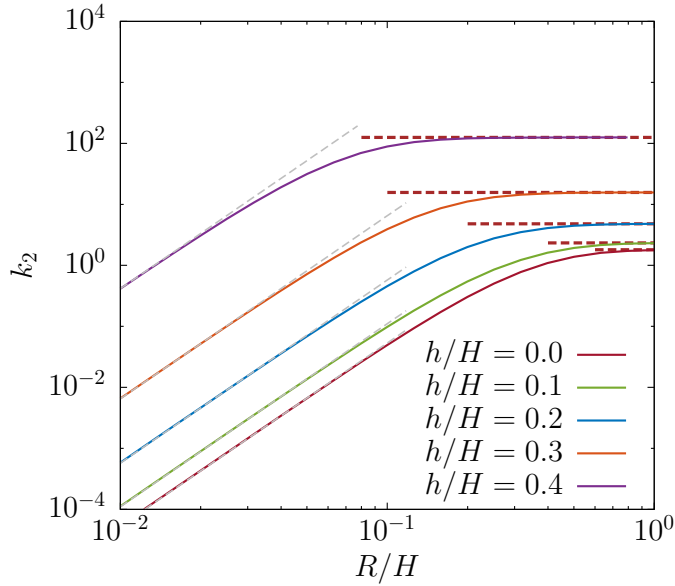


Figure 6. (Color online) Scaled correction factor stated by Eq. (61) versus R/H for various singularity positions along the axis of two coaxially positioned rigid no-slip disks. Horizontal dashed lines correspond to the scaled correction factors inside an infinitely extended channel. The lines shown in gray displays the scaling law $k_2 \sim (R/H)^3$ in the range of small values of $R \ll H$ (c.f. Appendix A for the derivation of this scaling relation.)

1. Superposition approximation

In the presence of two sufficiently separated confining boundaries, the correction to the hydrodynamic mobility

can sometimes be approximated by superimposing the individual contributions arising from each boundary^{84–90}. This superposition approximation has originally been introduced by Oseen⁹¹ to estimate the translational hydrodynamic mobility in a channel bounded by two plates. In this approach, the scaled correction factor can be approximated by

$$k_2^{\text{Sup}} = R^{-3} (\xi_-^{-3} k_1(\xi_-) + \xi_+^{-3} k_1(\xi_+)), \quad (64)$$

wherein $\xi_{\pm} = (\frac{1}{2} \pm h) / R$ with k_1 representing the scaled correction factor near a single disk given by Eq. (39). In particular, near the upper wall, a Taylor expansion around $h = 1/2$ leads to

$$k_2^{\text{Sup}} = \frac{1}{8} \epsilon^{-3} + k_1(R^{-1}) + \mathcal{O}(\epsilon). \quad (65)$$

Figure 7 displays the evolution of the percentage relative error committed by using Oseen's superposition approximation. We observe that the error increases monotonically with the system size and reaches its maximum value in the limit $R \rightarrow \infty$. In particular, the error attains its extreme value in the mid-plane of the channel for $h = 0$, where the maximum percentage relative error (MPRE) amounts to about 11%. The latter value is remarkably lower than the one previously obtained for axisymmetric translational motion along the axis of two coaxially positioned rigid no-slip disks⁷² for which the MPRE was found to be as high as 55% in the mid-plane. Consequently, the superposition approximation can be employed to estimate the rotational mobility between two confining disks without significantly compromising the accuracy of the prediction.

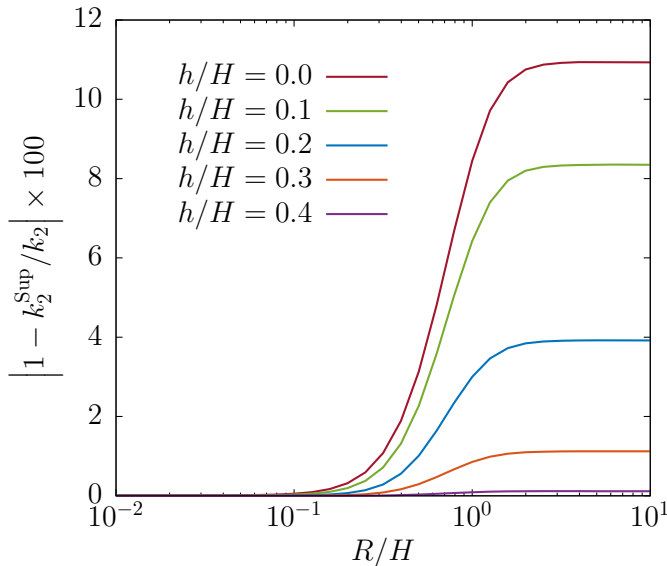


Figure 7. (Color online) Percentage relative error of the scaled correction factor of the rotational hydrodynamic mobility between two coaxially positioned rigid no-slip disks as obtained using the simplistic superposition approximation stated by Eq. (64) in comparison to the exact formula given by Eq. (58).

IV. CONCLUSIONS

To summarize, we have presented an analytical and semi-analytical theory to quantify the low-Reynolds-number flow induced by a point-torque singularity acting near a single disk or between two coaxially positioned rigid disks, respectively, satisfying no-slip boundary conditions on the surfaces of the disks. The rotlet is assumed to be located on the axis of symmetry of the disks with the torque directed along that axis. We have formulated the solution of the hydrodynamic equations as mixed-boundary-value problems, which we subsequently reduced into systems of dual integral equations with Bessel-function kernels. On the one hand, we have demonstrated that, near a single disk, the resulting integral equation can appropriately be transformed into a classical Abel integral equation that admits a unique solution. On the other hand, we have shown that, between two coaxially positioned disks, a system of two Fredholm integral equations of the first kind arises. For its solution, we have approximated the integral by standard middle Riemann sums reducing the dual integral equations into a linear system of equations amenable to immediate inversion using standard numerical approaches.

Moreover, we have made use of the derived solution of the flow problems to probe the effect of confinement on the rotational hydrodynamic mobility of a small colloidal particle through which the torque is exerted on the fluid. More importantly, we have assessed the accuracy and reliability of Oseen's superposition approximation, which is commonly employed to predict the rotational mobility

in confined geometries. We have found that the maximum percentage relative error of Oseen's approximation is only about 11% in the mid-plane of the channel, suggesting that this simplistic approximation could generally be employed to estimate the rotational mobility between two finite-sized disks.

The present results may be extended to further explore the rotational motion of a spherical particle of finite size, with a radius comparable to the radii of the confining disks. For that purpose, the solution of the flow problem could, in principle, be formulated in bipolar coordinates. Another possible extension of the present work could be to address the general problem of rotational motion near one or two no-slip disks for arbitrary positioning of the singularity and arbitrary orientation of the torque. These steps could be the subject of possible future investigations.

Appendix A: Mobility between two disks in the limit $R \ll 1$

In the range of small values of $R \ll 1$, we attempt to find an approximate expression of the scaled correction factor. For $t \ll 1$, it follows from Eqs. (19) and (51) that $\mathcal{K}_-(t) \sim t^{\frac{1}{2}}$ and $\mathcal{S}(t) \sim t^{-\frac{1}{2}}$, respectively. Therefore, to ensure the convergence of the system of integral equations (50) at the lower limit $t = 0$, we require that the unknown functions $\hat{f}_1(t)$ and $\hat{f}_2(t)$ scale (at least) as $t^{\frac{1}{2}}$ as $t \rightarrow 0$.

We now use the ansatz $\hat{f}_1(t) = \alpha_1 t^{\frac{1}{2}}$ and $\hat{f}_2(t) = \alpha_2 t^{\frac{1}{2}}$, where α_1 and α_2 are two real numbers to be subsequently determined. Inserting these expressions into Eqs. (50) evaluated at $r = \beta R$, with $\beta \in (0, 1)$, performing analytically the integration, expanding the resulting expressions into Taylor series of R , and solving for α_1 and α_2 yields

$$\alpha_1 = -\left(\frac{\pi}{2}\right)^{\frac{1}{2}} \frac{\beta R}{\left(\frac{1}{2} + h\right)^3}, \quad \alpha_2 = \left(\frac{\pi}{2}\right)^{\frac{1}{2}} \frac{\beta R}{\left(\frac{1}{2} - h\right)^3}. \quad (\text{A1})$$

Next, by substituting the above expressions of $\hat{f}_1(t)$ and $\hat{f}_2(t)$ into Eq. (58), evaluating the integral analytically and performing a series expansion about $R = 0$, we obtain

$$k_2 \simeq \frac{R^2}{2} \left(\frac{2}{\pi}\right)^{\frac{1}{2}} \left(\frac{\alpha_2}{\left(\frac{1}{2} - h\right)^3} - \frac{\alpha_1}{\left(\frac{1}{2} + h\right)^3} \right). \quad (\text{A2})$$

Finally, by inserting the expressions of α_1 and α_2 stated by Eqs. (A1) into Eq. (A2), the correction factor in the range $R \ll 1$ can be obtained as

$$k_2 \simeq \frac{\beta R^3}{2} \left(\left(\frac{1}{2} - h\right)^{-6} + \left(\frac{1}{2} + h\right)^{-6} \right). \quad (\text{A3})$$

By setting $\beta = 5/6$, the latter approximate expression is found to be in good agreement with the numerical results.

Appendix B: Comparison with numerical calculations using the finite-element method

To confirm our analytical solutions, we perform numerical simulations using the finite-element method. Formulated in cylindrical coordinates, $\mathbf{v} = (v_r, v_\theta, v_z)$, we can take advantage of the fact that the solution is constant in angular direction, $\partial_\theta \mathbf{v} = \mathbf{0}$. This reduces the problem to a two-dimensional equation formulated in the r/z -plane for the angular component v_θ only. Since there is also no coupling to the pressure field, the problem reduces to a scalar one. In the following, we illustrate our approach for the two-disk geometry and denote by

$$\Omega = \left((0, R_{max}) \times (-Z_{max}, Z_{max}) \right) \setminus \left((0, R) \times \{H/2\} \cup (0, R) \times \{-H/2\} \right) \quad (\text{B1})$$

the numerical domain, artificially restricted to $0 < r < R_{max}$ and $-Z_{max} < z < Z_{max}$. To limit the impact of the artificial outer boundaries, we set $R_{max} = Z_{max} = 6.625$. We could not identify a significant effect by further extending these limits.

The variational formulation of the problem is then given by⁹²

$$\int_{\Omega} \eta r \left(\frac{\partial v_\theta}{\partial r} \frac{\partial \phi}{\partial r} + \frac{\partial v_\theta}{\partial z} \frac{\partial \phi}{\partial z} + \frac{1}{r} v_\theta \phi \right) dr dz = F(\phi), \quad (\text{B2})$$

$\forall \phi \in H_0^1(\Omega; D)$, where we denote by $H_0^1(\Omega; D)$ the space of square integrable functions with weak derivatives that are zero on the two discs $D = (0, R) \times \{-H/2\} \cup (0, R) \times \{H/2\}$. On the right-hand side of Eq. (B2), the problem is driven by a Dirac form as

$$F(\phi) = \phi(\mathbf{r}_h), \quad (\text{B3})$$

centered in a point close to the z -axis $\mathbf{r}_h = (r_0, z_h)$, $z_h = 1/128$.

The equation is discretized with quadratic finite-elements using piecewise quadratic elements on a quadrilateral mesh⁹³ featuring about 1 750 000 unknowns. All computations are performed in the finite-element software library Gascoigne 3d⁹⁴.

ACKNOWLEDGMENTS

A.D.M.I. and H.L. gratefully acknowledges support from the DFG (Deutsche Forschungsgemeinschaft) through the projects DA 2107/1-1 and LO 418/23-1. A.M.M. thanks the DFG for support through the Heisenberg Grant ME 3571/4-1.

REFERENCES

- ¹Y. Zhou, K.-W. Hsiao, K. E. Regan, D. Kong, G. B. McKenna, R. M. Robertson-Anderson, and C. M. Schroeder, “Effect of molecular architecture on ring polymer dynamics in semidilute linear polymer solutions,” *Nat. Commun.* **10**, 1–10 (2019).

- ²M. Müller, C. Pastorino, and J. Servantie, “Hydrodynamic boundary condition of polymer melts at simple and complex surfaces,” *Comput. Phys. Commun.* **180**, 600–604 (2009).
- ³A. J. Storm, C. Storm, J. Chen, H. Zandbergen, J.-F. Joanny, and C. Dekker, “Fast DNA translocation through a solid-state nanopore,” *Nano Lett.* **5**, 1193–1197 (2005).
- ⁴A. Izmitli, D. C. Schwartz, M. D. Graham, and J. J. de Pablo, “The effect of hydrodynamic interactions on the dynamics of DNA translocation through pores,” *J. Chem. Phys.* **128**, 02B625 (2008).
- ⁵T. Secomb, R. Skalak, N. Özkaya, and J. Gross, “Flow of axisymmetric red blood cells in narrow capillaries,” *J. Fluid Mech.* **163**, 405–423 (1986).
- ⁶C. Pozrikidis, “Axisymmetric motion of a file of red blood cells through capillaries,” *Phys. Fluids* **17**, 031503 (2005).
- ⁷J. L. McWhirter, H. Noguchi, and G. Gompper, “Flow-induced clustering and alignment of vesicles and red blood cells in microcapillaries,” *Proc. Nat. Acad. Sci. USA* **106**, 6039 (2009).
- ⁸J. B. Freund, “Numerical simulation of flowing blood cells,” *Annu. Rev. Fluid Mech.* **46**, 67–95 (2014).
- ⁹T. W. Secomb, “Blood flow in the microcirculation,” *Ann. Rev. Fluid Mech.* **49**, 443–461 (2017).
- ¹⁰D. Barthès-Biesel, “Motion and deformation of elastic capsules and vesicles in flow,” *Ann. Rev. Fluid Mech.* **48**, 25–52 (2016).
- ¹¹A. Furukawa and H. Tanaka, “Key role of hydrodynamic interactions in colloidal gelation,” *Phys. Rev. Lett.* **104**, 245702 (2010).
- ¹²R. Rusconi, S. Lecuyer, L. Guglielmini, and H. A. Stone, “Laminar flow around corners triggers the formation of biofilm streamers,” *J. R. Soc. Interface* **7**, 1293–1299 (2010).
- ¹³R. Rusconi, S. Lecuyer, N. Autrusson, L. Guglielmini, and H. A. Stone, “Secondary flow as a mechanism for the formation of biofilm streamers,” *Biophys. J.* **100**, 1392–1399 (2011).
- ¹⁴K. Drescher, Y. Shen, B. L. Bassler, and H. A. Stone, “Biofilm streamers cause catastrophic disruption of flow with consequences for environmental and medical systems,” *Proc. Natl. Acad. Sci. U.S.A.* **110**, 4345–4350 (2013).
- ¹⁵M. K. Kim, K. Drescher, O. S. Pak, B. L. Bassler, and H. A. Stone, “Filaments in curved streamlines: rapid formation of staphylococcus aureus biofilm streamers,” *New J. Phys.* **16**, 065024 (2014).
- ¹⁶S. Kim and S. J. Karrila, *Microhydrodynamics: Principles and Selected Applications* (Courier Corporation, New York, U.S.A., 2013).
- ¹⁷H. Diamant, “Hydrodynamic interaction in confined geometries,” *J. Phys. Soc. Jpn.* **78**, 041002–041002 (2009).
- ¹⁸G. D. M. MacKay and S. G. Mason, “Approach of a solid sphere to a rigid plane interface,” *J. Colloid Sci.* **16**, 632–635 (1961).
- ¹⁹T. Gotoh and Y. Kaneda, “Effect of an infinite plane wall on the motion of a spherical Brownian particle,” *J. Chem. Phys.* **76**, 3193–3197 (1982).
- ²⁰B. Cichocki and R. B. Jones, “Image representation of a spherical particle near a hard wall,” *Physica A* **258**, 273–302 (1998).
- ²¹E. Lauga and T. M. Squires, “Brownian motion near a partial-slip boundary: A local probe of the no-slip condition,” *Phys. Fluids* **17**, 103102 (2005).
- ²²J. W. Swan and J. F. Brady, “Simulation of hydrodynamically interacting particles near a no-slip boundary,” *Phys. Fluids* **19**, 113306 (2007).
- ²³T. Franosch and S. Jeney, “Persistent correlation of constrained colloidal motion,” *Phys. Rev. E* **79**, 031402 (2009).
- ²⁴B. U. Felderhof, “Hydrodynamic force on a particle oscillating in a viscous fluid near a wall with dynamic partial-slip boundary condition,” *Phys. Rev. E* **85**, 046303 (2012).
- ²⁵M. De Corato, F. Greco, G. Davino, and P. L. Maffettone, “Hydrodynamics and Brownian motions of a spheroid near a rigid wall,” *J. Chem. Phys.* **142**, 194901 (2015).
- ²⁶K. Huang and I. Szlufarska, “Effect of interfaces on the nearby Brownian motion,” *Nat. Commun.* **6**, 8558 (2015).
- ²⁷B. Rallabandi, S. Hilgenfeldt, and H. A. Stone, “Hydrodynamic force on a sphere normal to an obstacle due to a non-uniform flow,” *J. Fluid Mech.* **818**, 407–434 (2017).

- ²⁸S. H. Lee, R. S. Chadwick, and L. G. Leal, "Motion of a sphere in the presence of a plane interface. Part 1. An approximate solution by generalization of the method of Lorentz," *J. Fluid Mech.* **93**, 705–726 (1979).
- ²⁹C. Berdan II and L. G. Leal, "Motion of a sphere in the presence of a deformable interface: I. perturbation of the interface from flat: the effects on drag and torque," *J. Colloid Interface Sci.* **87**, 62–80 (1982).
- ³⁰J. Bławdziewicz, M. L. Ekiel-Jezewska, and E. Wajnryb, "Hydrodynamic coupling of spherical particles to a planar fluid-fluid interface: Theoretical analysis," *J. Chem. Phys.* **133**, 114703 (2010).
- ³¹J. Bławdziewicz, M. L. Ekiel-Jezewska, and E. Wajnryb, "Motion of a spherical particle near a planar fluid-fluid interface: The effect of surface incompressibility," *J. Chem. Phys.* **133**, 114702 (2010).
- ³²J. Bławdziewicz, V. Cristini, and M. Loewenberg, "Stokes flow in the presence of a planar interface covered with incompressible surfactant," *Phys. Fluids* **11**, 251–258 (1999).
- ³³J. Bławdziewicz, E. Wajnryb, and M. Loewenberg, "Hydrodynamic interactions and collision efficiencies of spherical drops covered with an incompressible surfactant film," *J. Fluid Mech.* **395**, 29–59 (1999).
- ³⁴C. Kurzthaler, L. Zhu, A. A. Pahlavan, and H. A. Stone, "Particle motion nearby rough surfaces," *Phys. Rev. Fluids* **5**, 082101 (2020).
- ³⁵B. U. Felderhof, "Effect of surface tension and surface elasticity of a fluid-fluid interface on the motion of a particle immersed near the interface," *J. Chem. Phys.* **125**, 144718 (2006).
- ³⁶T. Bickel, "Brownian motion near a liquid-like membrane," *Eur. Phys. J. E* **20**, 379–385 (2006).
- ³⁷T. Bickel, "Hindered mobility of a particle near a soft interface," *Phys. Rev. E* **75**, 041403 (2007).
- ³⁸T. Boatwright, M. Dennin, R. Shlomovitz, A. A. Evans, and A. J. Levine, "Probing interfacial dynamics and mechanics using submerged particle microrheology. II. Experiment," *Phys. Fluids* **26**, 071904 (2014).
- ³⁹A. Daddi-Moussa-Ider, A. Guckenberg, and S. Gekle, "Long-lived anomalous thermal diffusion induced by elastic cell membranes on nearby particles," *Phys. Rev. E* **93**, 012612 (2016).
- ⁴⁰A. Daddi-Moussa-Ider and S. Gekle, "Hydrodynamic interaction between particles near elastic interfaces," *J. Chem. Phys.* **145**, 014905 (2016).
- ⁴¹F. Jünger, F. Kohler, A. Meinel, T. Meyer, R. Nitschke, B. Erhard, and A. Rohrbach, "Measuring local viscosities near plasma membranes of living cells with photonic force microscopy," *Biophys. J.* **109**, 869–882 (2015).
- ⁴²T. Salez and L. Mahadevan, "Elastohydrodynamics of a sliding, spinning and sedimenting cylinder near a soft wall," *J. Fluid Mech.* **779**, 181–196 (2015).
- ⁴³A. Daddi-Moussa-Ider, M. Lisicki, and S. Gekle, "Mobility of an axisymmetric particle near an elastic interface," *J. Fluid Mech.* **811**, 210–233 (2017).
- ⁴⁴A. Daddi-Moussa-Ider and S. Gekle, "Brownian motion near an elastic cell membrane: A theoretical study," *Eur. Phys. J. E* **41**, 19 (2018).
- ⁴⁵B. Rallabandi, N. Oppenheimer, M. Y. B. Zion, and H. A. Stone, "Membrane-induced hydroelastic migration of a particle surfing its own wave," *Nat. Phys.* **14**, 1211–1215 (2018).
- ⁴⁶A. Daddi-Moussa-Ider, B. Rallabandi, S. Gekle, and H. A. Stone, "Reciprocal theorem for the prediction of the normal force induced on a particle translating parallel to an elastic membrane," *Phys. Rev. Fluids* **3**, 084101 (2018).
- ⁴⁷A. Daddi-Moussa-Ider, M. Lisicki, S. Gekle, A. M. Menzel, and H. Löwen, "Hydrodynamic coupling and rotational mobilities nearby planar elastic membranes," *J. Chem. Phys.* **149**, 014901 (2018).
- ⁴⁸C. Hoell, H. Löwen, A. M. Menzel, and A. Daddi-Moussa-Ider, "Creeping motion of a solid particle inside a spherical elastic cavity: II. Asymmetric motion," *Eur. Phys. J. E* **42**, 89 (2019).
- ⁴⁹L. Lobry and N. Ostrowsky, "Diffusion of Brownian particles trapped between two walls: Theory and dynamic-light-scattering measurements," *Phys. Rev. B* **53**, 12050–12056 (1996).
- ⁵⁰M. D. Graham, "Fluid dynamics of dissolved polymer molecules in confined geometries," *Ann. Rev. Fluid Mech.* **43**, 273–298 (2011).
- ⁵¹L. P. Faucheux and A. J. Libchaber, "Confined Brownian motion," *Phys. Rev. E* **49**, 5158–5163 (1994).
- ⁵²B. Lin, J. Yu, and S. A. Rice, "Direct measurements of constrained Brownian motion of an isolated sphere between two walls," *Phys. Rev. E* **62**, 3909–3919 (2000).
- ⁵³B. Tränkle, D. Ruh, and A. Rohrbach, "Interaction dynamics of two diffusing particles: contact times and influence of nearby surfaces," *Soft Matter* **12**, 2729–2736 (2016).
- ⁵⁴H. Faxén, *Einwirkung der Gefäßwände auf den Widerstand gegen die Bewegung einer kleinen Kugel in einer zähen Flüssigkeit*, Ph.D. thesis, Uppsala University, Uppsala, Sweden (1921).
- ⁵⁵N. Liron and S. Mochon, "Stokes flow for a stokeslet between two parallel flat plates," *J. Eng. Math.* **10**, 287–303 (1976).
- ⁵⁶S. Bhattacharya and J. Bławdziewicz, "Image system for Stokes-flow singularity between two parallel planar walls," *J. Math. Phys.* **43**, 5720–5731 (2002).
- ⁵⁷J. W. Swan and J. F. Brady, "Particle motion between parallel walls: Hydrodynamics and simulation," *Phys. Fluids* **22**, 103301 (2010).
- ⁵⁸P. Ganatos, S. Weinbaum, and R. Pfeffer, "A strong interaction theory for the creeping motion of a sphere between plane parallel boundaries. part 1. perpendicular motion," *J. Fluid Mech.* **99**, 739–753 (1980).
- ⁵⁹P. Ganatos, R. Pfeffer, and S. Weinbaum, "A strong interaction theory for the creeping motion of a sphere between plane parallel boundaries. part 2. parallel motion," *J. Fluid Mech.* **99**, 755–783 (1980).
- ⁶⁰J. Happel and H. Brenner, *Low Reynolds Number Hydrodynamics: With Special Applications to Particulate Media* (Springer Netherlands, Martinus Nijhoff Publishers, The Hague, 2012).
- ⁶¹J. R. Blake, "A note on the image system for a Stokeslet in a no-slip boundary," *Math. Proc. Camb. Phil. Soc.* **70**, 303–310 (1971).
- ⁶²R. Shail and B. A. Packham, "Some asymmetric Stokes-flow problems," *J. Eng. Math.* **21**, 331 (1987).
- ⁶³M. Abramowitz and I. A. Stegun, *Handbook of Mathematical Functions*, 5 (Dover, New York, 1972).
- ⁶⁴C. J. Tranter, *Integral Transforms in Mathematical Physics* (Wiley, New York, U.S.A., 1951).
- ⁶⁵E. C. Titchmarsh, *Introduction to the Theory of Fourier Integrals* (Clarendon Press, Oxford, 1948).
- ⁶⁶I. N. Sneddon, "The elementary solution of dual integral equations," *Glasgow Math. J.* **4**, 108–110 (1960).
- ⁶⁷E. T. Copson, "On certain dual integral equations," *Glasgow Math. J.* **5**, 21–24 (1961).
- ⁶⁸A. Daddi-Moussa-Ider, B. Kaoui, and H. Löwen, "Axisymmetric flow due to a Stokeslet near a finite-sized elastic membrane," *J. Phys. Soc. Jpn.* **88**, 054401 (2019).
- ⁶⁹A. Daddi-Moussa-Ider, "Asymmetric Stokes flow induced by a transverse point force acting near a finite-sized elastic membrane," *J. Phys. Soc. Jpn.* **89**, 124401 (2020).
- ⁷⁰M. U. Kim, "Axisymmetric Stokes flow due to a point force near a circular disk," *J. Phys. Soc. Jpn.* **52**, 449–455 (1983).
- ⁷¹A. Daddi-Moussa-Ider, M. Lisicki, H. Löwen, and A. M. Menzel, "Dynamics of a microswimmer-microplatelet composite," *Phys. Fluids* **32**, 021902 (2020).
- ⁷²A. Daddi-Moussa-Ider, A. R. Sprenger, Y. Amarouchene, T. Salez, C. Schönecker, T. Richter, H. Löwen, and A. M. Menzel, "Axisymmetric Stokes flow due to a point-force singularity acting between two coaxially positioned rigid no-slip disks," *J. Fluid Mech.* **904** (2020).
- ⁷³T. Carleman, "Zur Theorie der linearen Integralgleichungen," *Math. Z.* **9**, 196–217 (1921).
- ⁷⁴F. Smithies, *Integral Equations*, Vol. 172 (Cambridge University Press, Cambridge, U.K., 1958).
- ⁷⁵R. S. Anderssen, F. R. De Hoog, and M. A. Lukas, *The Application and Numerical Solution of Integral Equations*, 6 (Kluwer Academic Publishers, Dordrecht, The Netherlands, 1980).
- ⁷⁶E. T. Whittaker and G. N. Watson, *A Course of Modern Analysis* (Cambridge University Press, Cambridge, U.K., 1996).

- ⁷⁷T. Carleman, “Über die Abelsche Integralgleichung mit konstanten Integrationsgrenzen,” *Math. Z.* **15**, 111–120 (1922).
- ⁷⁸J. D. Tamarkin, “On integrable solutions of Abel’s integral equation,” *Ann. Math.* **31**, 219–229 (1930).
- ⁷⁹L. V. Ahlfors, *Complex Analysis: An Introduction to The Theory of Analytic Functions of One Complex Variable*, Vol. 2 (McGraw-Hill, New York, U.S.A., 1966).
- ⁸⁰D. V. Widder, *Laplace Transform (PMS-6)* (Princeton University Press, New Jersey, U.S.A., 2015).
- ⁸¹R. Piessens, *The Hankel Transform*, Vol. 2 (CRC Press Second, Boca Raton, Florida, U.S.A., 2000).
- ⁸²F. G. Tricomi, *Integral Equations*, Vol. 5 (Courier Corporation, Mineola, New York, 1985).
- ⁸³A. Van der Poorten and R. Apéry, “A proof that Euler missed... Apéry proof of the irrationality of $\zeta(3)$,” *Math. Intell.* **1**, 195–203 (1979).
- ⁸⁴E. R. Dufresne, D. Altman, and D. G. Grier, “Brownian dynamics of a sphere between parallel walls,” *Europhys. Lett.* **53**, 264 (2001).
- ⁸⁵T. Benesch, S. Yiaccoumi, and C. Tsouris, “Brownian motion in confinement,” *Phys. Rev. E* **68**, 021401 (2003).
- ⁸⁶M. Polin, D. G. Grier, and S. R. Quake, “Anomalous vibrational dispersion in holographically trapped colloidal arrays,” *Phys. Rev. Lett.* **96**, 088101 (2006).
- ⁸⁷A. Daddi-Moussa-Ider, A. Guckenberger, and S. Gekle, “Particle mobility between two planar elastic membranes: Brownian motion and membrane deformation,” *Phys. Fluids* **28**, 071903 (2016).
- ⁸⁸A. J. T. M. Mathijssen, A. Doostmohammadi, J. M. Yeomans, and T. N. Shendruk, “Hydrodynamics of micro-swimmers in films,” *J. Fluid Mech.* **806**, 35–70 (2016).
- ⁸⁹A. Daddi-Moussa-Ider, M. Lisicki, A. J. T. M. Mathijssen, C. Hoell, S. Goh, J. Bławdziewicz, A. M. Menzel, and H. Löwen, “State diagram of a three-sphere microswimmer in a channel,” *J. Phys.: Condes. Matter* **30**, 254004 (2018).
- ⁹⁰A. Daddi-Moussa-Ider, H. Löwen, and B. Liebchen, “Hydrodynamics can determine the optimal route for microswimmer navigation,” *Commun. Phys.* **4**, 1–11 (2021).
- ⁹¹C. W. Oseen, *Neuere Methoden und Ergebnisse in der Hydrodynamik* (Akademische Verlagsgesellschaft mbH, Leipzig, Germany, 1927).
- ⁹²H. von Wahl, T. Richter, S. Frei, and T. Hagemeier, “Falling balls in a viscous fluid with contact: Comparing numerical simulations with experimental data,” *Phys. Fluids* **33** (2021).
- ⁹³T. Richter, *Fluid-structure Interactions. Models, Analysis and Finite Elements*, Lecture Notes in Computational Science and Engineering, Vol. 118 (Springer, 2017).
- ⁹⁴R. Becker, M. Braack, D. Meidner, T. Richter, and B. Vexler, “The finite element toolkit Gascoigne3d (www.gascoigne.de),” (2020).