

CSL-YOLO: A New Lightweight Object Detection System for Edge Computing

Yu-Ming Zhang¹
 ymk108522036@g.ncu.edu.tw

Chun-Chieh Lee¹
 jackcclee@cc.ncu.edu.tw

Jun-Wei Hsieh²
 jwhsieh@nctu.edu.tw

Kuo-Chin Fan¹
 kcfan@csie.ncu.edu.tw

¹ Department of Computer Science and
 Information Engineering
 National Central University
 Taoyuan, Taiwan

² College of Artificial Intelligence and
 Green Energy
 National Chiao Tung University
 Hsinchu, Taiwan

Abstract

The development of lightweight object detectors is essential due to the limited computation resources. To reduce the computation cost, how to generate redundant features plays a significant role. This paper proposes a new lightweight Convolution method Cross-Stage Lightweight (CSL) Module, to generate redundant features from cheap operations. In the intermediate expansion stage, we replaced Pointwise Convolution with Depthwise Convolution to produce candidate features. The proposed CSL-Module can reduce the computation cost significantly. Experiments conducted at MS-COCO show that the proposed CSL-Module can approximate the fitting ability of Convolution-3x3. Finally, we use the module to construct a lightweight detector CSL-YOLO, achieving better detection performance with only 43% FLOPs and 52% parameters than Tiny-YOLOv4.

1 Introduction

Previous research has shown that using deep CNN models can be outstanding performance. Image classifiers or object detectors usually use VGG[24], ResNet[8], and other high FLOPs models as the backbone. In object detection, although the one-stage model led by YOLO[23] is much faster than the two-stage model led by Faster-RCNN[22], the backbone DarkNet used by YOLO is still a VGG-like or ResNet-like deep CNN model. YOLO has a computing overhead of at least ~20k MFLOPs. For edge computing devices, such high computing resource requirements cannot be carried. In the past, the number of model parameters was regarded as a primary goal of model lightweight. However, people soon discovered that the number of parameters is not positively correlated with the running speed. In recent years, more attention has been paid to the number of FLOPs. Although the model's actual running speed is still affected by the framework and OS, and implementation details, FLOPs are still recognized by the mainstream as the most theoretical metrics. In this paper, we use FLOPs as the guide to design a novel lightweight convolution method CSL-Module. We

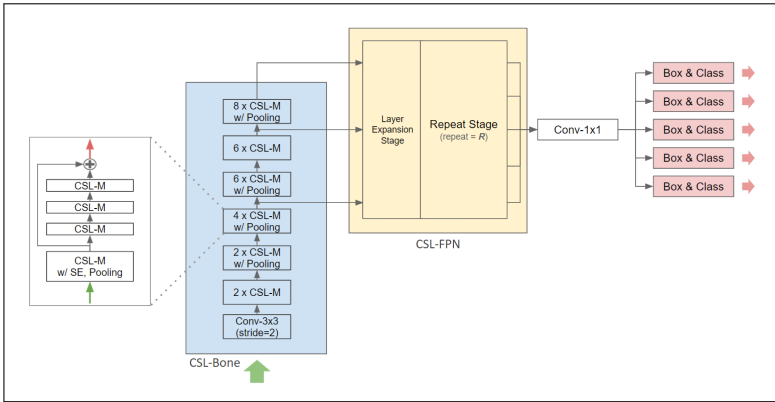


Figure 1: Overall architecture of CSL-YOLO. the convolution-1x1 is weights-sharing.

have theoretically proved that CSL-Module is 5 to 7 times faster than convolution-3x3. In our experiments, we have also shown that CSL-Module is faster and performs better than other lightweight convolution methods. Furthermore, CSL-Module was used to construct two highly efficient components, which were finally combined into a new lightweight object detector CSL-YOLO. Compared with other similar lightweight YOLOs, CSL-YOLO has reached the state-of-the-art level.

The rest of the paper is organized as follows: Section 2 briefly reviews the related techniques for lightweight model design, followed by the proposed CSL-Module, CSL-Bone, CSL-FPN, and CSL-YOLO in section 3, the tricks of CSL-YOLO in section 4, the experiments and discussion are presented in section 5, and finally, the conclusion in section 6.

2 Related Work

In recent years, many lightweight CNN models have been proposed. In this section, we first review the lightweight convolution methods and backbone, and then we review the lightweight model of the one-stage object detector, especially the SSD[15][14] series and YOLO[17] series.

2.1 Lightweight Convolution Methods

The previous works have shown that convolution-3x3 is a powerful feature extraction method, but this method is still too expensive for edge computing. Especially in the deep CNN model, many convolution layers are used, which causes unbearable large FLOPs. Depthwise Separable Convolution (DSC) proposed by Google[8][9]. They uses a depthwise convolution to extract feature in space, and then use a pointwise convolution to extract feature in depth. This decoupling convolution method has shown in their experiments that it can approximate the performance of convolution-3x3 with fewer FLOPs. The backbone MobileNet[8] uses DSC extensively reduces FLOPs but maintains good accuracy. The successor backbone MobileNetV2[12] found that doing nonlinear transformation when the feature dimension is small, it will lose too much useful information. This problem is significant in lightweight models where the feature dimension is strictly controlled. Therefore, they use a pointwise convolution to expand the feature dimension to avoid the information loss caused

by nonlinear transformation before the feature-maps passes through the DSC. They call this method Inverted Residual Block (IRB).

In addition to the two methods of decoupling in space and depth to reduce calculations, DSC and IRB, there are also some methods to divide the feature-maps into multiple groups to reduce calculations. ShuffleNet[28] divides the feature-maps into G groups and passes them through DSC. The formula for FLOPs of convolution is shown as Eq. (1). H' denotes the height of output. W' denotes the width of output. C denotes the channel of input. N denotes the channel of output. K denotes the kernel size of convolution. According to it, the feature-maps are grouped so that the input channel C is reduced to C/G , the output channel N is reduced to N/G , and the FLOPs only have the original $1/G$. CSPNet[29] divides the feature-maps into two halves. The first half of which is generated by convolution, and the other half is directly output after concatenating the first half. GhostNet[5] discusses this problem more systematically. The proposed Ghost Module uses half of the feature-maps to produce half of the output feature-maps with more expensive transformations, and then uses these feature-maps to generate more redundant feature-maps through cheap linear transformations, and finally concatenates the two halves. These lightweight methods performed well in their experiments.

$$FLOPs_{conv} = H' * W' * C * K^2 * N \quad (1)$$

2.2 Lightweight Object Detection Method

As generally recognized, object detectors can be classified into two-stage and one-stage. The two-stage model has a stage to generate ROI(Region of Interest), so the accuracy is usually higher, but the speed is also slower than the one-stage model. Although the one-stage model represented by YOLO focuses on the characteristics of real-time detection. However, most FLOPs of the one-stage model are still unacceptable for the tight computing resources of edge computing devices. Therefore, we will review the representative lightweight models in the YOLO and SSD series with extremely low FLOPs.

2.2.1 SSD Series

SSD is an essential branch of the one-stage detectors, and many designs have led to later detectors. The multi-scale prediction they recommended has indirectly affected the proposal and contribute to the popularization of Feature Pyramid Network(FPN)[13], and they effectively integrated the anchor box proposed by Faster-RCNN[24] to improve the performance significantly. We next introduce a few representative lightweight models in the SSD series. MobileNet-SSD[8] achieves quite good results with the simple combination of lightweight backbone MobileNet + SSD head. MobileNet-SSDLite further modified the SSD head to make the entire model more lightweight, and the accuracy has improved under the same FLOPs. MobileNetv2-SSDLite[23] replaced the backbone with a lighter MobileNetv2[23] and achieved fantastic speed and accuracy. PeleeNet[26] constructed a DenseNet-like[9] lightweight backbone, and at the same time, reduced the output scale of the SSD head to reduce the calculation. They also got impressive results in the experiments.

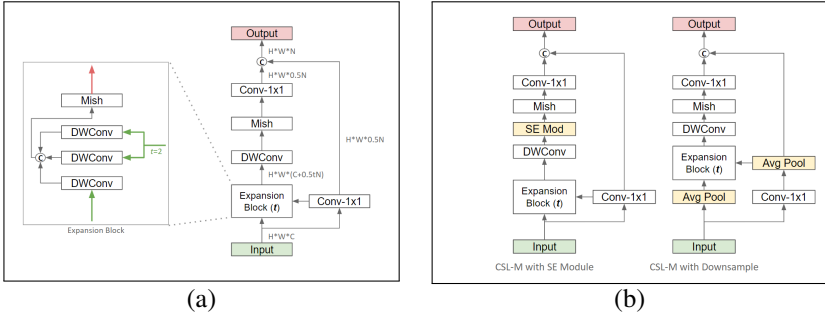


Figure 2: (a) Overall architecture of CSL-Module. (b) The two variants of CSL-Module are with attention and downsample version.

2.2.2 YOLO Series

As the one-stage model pioneer, YOLO discards the stage that generates the prior ROI and directly predicts the bounding box. This solution dramatically improves the speed of inference and achieves real-time on the GPU. But YOLO is still too large for embedding devices. YOLO has updated four official versions so far. Although there are corresponding tiny versions from YOLOv1 to YOLOv4[27][49][24][10], the official updated version focuses more on improving accuracy than speed. Therefore, Tiny-YOLOv1 to Tiny-YOLOv4[27][49][24][10] always follow a similar compression strategy. They remove some convolutional layers or remove some multi-scale output layers in FPN. This strategy achieves a good compression ratio, but it also causes a large loss of accuracy. YOLO-LITE[10] follows a more aggressive reduction strategy. YOLO-LITE even only has 482 MFLOPs, but it also loses more considerable accuracy.

3 Approaches

In this section, we first introduce the Cross-Stage Lightweight (CSL) Module. CSL-Module generates feature-maps with fewer FLOPs, and then we build two lightweight components necessary for object detectors based on CSL-Module.

3.1 CSL-Module

Previous research has shown that use less computation to generate redundant feature-maps can reduce the FLOPs considerably. CSPNet[25] presents a cross-stage method for solving it, and GhostNet[9] systematically verifies the effectiveness of the cheap operation in this issue. However, the problem is that the main operation to generate valuable feature-maps is still too expensive for edge computing. We propose dividing the input feature-maps into two branches. The first branch generates the half redundant feature-maps by a cheap operation like GhostNet did; the other branch generates the other half necessary feature-maps by lightweight main operation, then concatenate the two outputs together. The overall architecture is shown in Fig. 2. The hyperparameter t represents the ratio of feature expanding. We set t as 3 in CSL-Bone, and set t as 2 in else. We insert the SE module[10] or adaptive average pooling when down-sampling or attention is needed after expansion block. Besides, we

	MFLOPs	Acc.(%)
VGG-16	299	92.6
IRB-VGG-16	226	92.6
Ghost-VGG-16	169	90.2
CSL-VGG-16	128	92.0

Table 1: Comparison of CSL-Module with the other lightweight convolution methods on CIFAR-10.

use Mish[19] as the activation function, and in their experiments show that Mish performs better in deep CNN models than ReLU[17] and Swish[18].

3.1.1 Difference from Existing Methods

The proposed CSL-Module generates half redundant feature-maps by a cheap operation at the skip branch. On the main branch, it is different from CSP Module and Ghost Module. We propose a lightweight main operation to generate the other half necessary feature-maps. In this branch, we design an IRB-like expansion block, using the input feature-maps and output feature-maps of the skip branch to generate intermediate candidate feature-maps by depthwise convolution. One of the great advantages of this block is pointwise convolution-free, and We all know that depthwise convolution has far fewer FLOPs than pointwise convolution. It is different from IRB. IRB uses pointwise convolution to generate candidate feature-maps. The other advantages of this block is it thoroughly considered all currently available features, this can minimizes redundant calculations. Besides, because there is already skip branch, the main branch only needs to generate half of the feature-maps, reducing FLOPs significantly. In general, the proposed CSL-Module reduces FLOPs by cheap operation and cross-stage ideas. On the other hand, we especially lightweight design for the main branch. We replace the convolution layers in VGG-16[24] to verify the effectiveness of CSL-Module, and the new models are denoted as IRB-VGG-16, Ghost-VGG-16, and CSL-VGG-16, respectively. We evaluate them on CIFAR-10, the training setting and tricks are all of the same (e.g., flip, affine, mix-up[27], and steps learning rate). From Table 1, it can be seen that CSL-Module is faster than other advanced lightweight convolution methods, and CSL-Module can more approximate the performance of convolution-3x3. This experiment proves that CSL-Module is a very competitive lightweight convolution method.

3.1.2 Analysis on FLOPs

The analysis is made with the well-known formula Eq. (1). We assume the input shape and output shape are equal for computational simplicity to compare the speed-up ratio of FLOPs between CSL-Module and convolution-3x3. CSL-Module has a hyperparameter t as same as IRB[23], representing the expansion ratio of the expansion block. When $t=2$, the speed-up ratio reaches 7.2 times; when $t=3$, it reaches 5.1 times. The whole process is shown in Eq.

	MFLOPs	Acc.(%)
MobileNetv2	75	91.3
GhostNet	40	89.3
CSL-Bone	44	90.7

Table 2: Comparison of CSL-Bone with the other lightweight backbones on CIFAR-10.

	MFLOPs	AP	AP_{50}
Vanilla-FPN (conv-3x3)	416	19.0	35.8
CSL-FPN ($R=1$)	127	18.7	35.5
CSL-FPN ($R=2$)	198	18.8	35.8
CSL-FPN ($R=3$)	268	18.8	37.2
CSL-FPN ($R=4$)	339	19.8	37.0
CSL-FPN ($R=5$)	409	19.8	37.2

Table 3: The performance of the proposed CSL-FPN with different R on MS-COCO.

(2)

$$\begin{aligned}
FLOPs_{csl} = & (H' * W' * C * 0.5N) + t(H' * W' * K^2 * 0.5N) \\
& + (H' * W' * C * K^2) \\
& + (H' * W' * (C + 0.5tN) * K^2) \\
& + (H' * W' * (C + 0.5tN) * 0.5N)
\end{aligned} \tag{2}$$

when $C=N$, $K=3$:

$$sr = \frac{FLOPs_{conv}}{FLOPs_{csl}} \simeq \frac{9}{1 + 0.25t}$$

3.2 Building Lightweight Components

We propose two lightweight components CSL-Bone and CSL-FPN. These two components are necessary for object detectors. CSL-Bone extracts the features of input image with fewer FLOPs than other backbone models; CSL-FPN predicts the bounding boxes on more different scales efficiently.

3.2.1 Lightweight Backbone

The proposed CSL-Bone consists of several CSL-Module groups. SE Module [14] has integrated to first CSL-Module in a group to enhance the feature extraction capabilities of the entire group. Also, we insert pooling layers for down-sampling at appropriate locations to obtain high-level semantic feature. Finally, CSL-Bone outputs three different scale feature-maps. The overall architecture is shown in Table 1. We evaluate CSL-Bone, MobileNetv2, and GhostNet on CIFAR-10 and applied the same training setting too. It can be seen from Table 2. Although the CSL-Bone gets lower accuracy than MobileNetv2, but the FLOPs of CSL-Bone just 58.7% than MobileNetv2. On the other hand, CSL-Bone gets higher accuracy than GhostNet, but only slightly increased FLOPs.

Let l be the number of layers.

Let k be the number of anchors per layer.

Let B be bounding boxes of img.

Let A_i be anchors of layer i , $0 \leq i < l$

$$S = [0, \frac{1}{2^{l-1}}, \frac{1}{2^{l-2}}, \frac{1}{2^{l-3}}, \dots, \frac{1}{2^{l-l}}] \quad (3)$$

$$X_i = \{S_i \leq b < S_{i+1} | \forall b \in B\}$$

$C_i = Kmeans(X_i, k)$ with IoU dist function.

$$A_i = \{Center(C_i^0), Center(C_i^1), \dots, Center(C_i^k)\}$$

3.2.2 Lightweight FPN

Previous studies have shown that large-scale feature-maps have more object details, such as edges, corners, or textures, while small feature-maps have comprehensive semantic understanding. Vanilla FPN[13] up-sampling the small feature-maps then fuse them with the large feature-maps. On the other hand, vanilla FPN output three scale feature-maps. It is helpful for the model to detect objects of different sizes. The proposed CSL-FPN first replaces all convolution-3x3 in FPN to CSL-Module. Second, in the expansion stage, a middle-scale layer is formed between two scale layers, and these middle-scale layers can enhance the model's ability to detect objects of different sizes. Third, in the repeat stage, there are (k)th layer, (k-1)th, and (k+1)th layer for feature fusion at the same time, but each time only odd or even layers are used. For example, there are only the 2nd and 4th layers in the first fusion, and in the second fusion, there are the 1st, 3rd, and 5th layers. In other words, the proposed CSL-FPN has the same number of convolutions as vanilla-FPN but has more feature fusion. The overall architecture is shown in Fig. 3. In our implementation of the proposed CSL-FPN, to make element-wise addition easier, we set the channels of the five output layers to be the same in the layer expansion stage. The repeat stage uses a hyperparameter R to indicate that CSL-FPN has stacked several blocks in total. A larger R can achieve higher AP, but FLOPs also increase. There is a trade-off between speed and performance. We test the best value of R on MS-COCO based on 320x320 CSL-YOLO. Table 3 shows the results. As R gets larger and larger, AP also improved from 18.6% to 19.8%, AP_{50} improved from 35.5% to 37.2%, but MFLOPs also deteriorated from 127 to 409. After considering the trade-off, we decided to set R to 3.

4 TRICKS OF CSL-YOLO

4.1 Anchors Constraint

The original YOLO series uses K-means with the IoU distance function to cluster the height and width of ground truth, then take the center point as an anchor box. These k anchors generated from k cluster and assign to the output layers of FPN based on their scale. When we expand the output layers from 3 to 5, k also increased from 9 to 15. If we use the above method, then most of these anchors are small-scale due to many small objects in MS-COCO[13]. There will be high-level output layers forced to use small-scale anchors. However, it is well known that high-level feature-maps are not conducive to detect

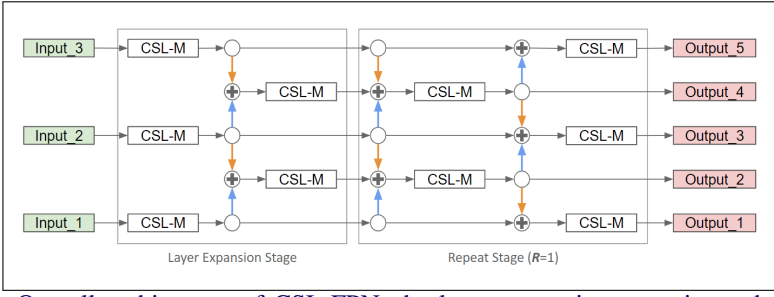


Figure 3: Overall architecture of CSL-FPN. the layer expansion stage is used to expand the output scale and enhance the continuity between the scales. the repeat stage uses a hyperparameter R to represent the number of times the block is stacked. the blue arrow represents downsampling, the orange arrow represents upsampling, and the white hollow circle represents identity mapping.

	AP	AP_{50}
Output Layers x 3 w/o AC	17.9	36.1
Output Layers x 5 w/o AC	17.2	35.1
Output Layers x 5 w/ AC	18.8	37.2

Table 4: Improvement by anchors constraint.

small objects. Therefore, we add the scale limit such as Eq. (3) before K-means so that the distribution of anchors generated is more in line with each output layer’s scale. We conduct experiments in Table 4, and we can see that the original 3 output layers has worsened after being expanded to 5 output layers. After adding our constraint method, it has improved a considerable AP.

4.2 Non-Exponential Prediction

YOLO series actually predicts the offset of x , y , w , h , as follows:

$$\begin{aligned} w &= w_{anchor} * e^{w_{pred}}, \\ h &= h_{anchor} * e^{h_{pred}}, \end{aligned} \quad (4)$$

where h_{pred} and w_{pred} denotes the offset of the object height and width predicted by the model, h_{anchor} and w_{anchor} denotes the height and width of anchor. Although the log function can limit the prediction of the model range, but the sensitivity of the exponential function makes the width and height quite unstable. Therefore, we removed the log function and let the model directly predict the offset. Then, Eq. (5) can be modified as:

$$\begin{aligned} w &= w_{anchor} + w_{pred}, \\ h &= h_{anchor} + h_{pred}. \end{aligned} \quad (5)$$

From Table 5, clearly non-exponential prediction can improve 1~2% AP even under various image sizes. As shown in Fig. 1, all components are then integrated to construct CSL-YOLO. During inference, the soft-nms[2] technique is adopted to penalize overlapping boxes.

	Input Size	AP	AP ₅₀
w/ Exp	224x224	15.0	31.1
w/ Exp	320x320	18.8	37.2
w/ Exp	416x416	22.0	41.9
w/ Exp	512x512	25.1	45.7
w/o Exp	224x224	16.5	32.2
w/o Exp	320x320	21.4	39.9
w/o Exp	416x416	24.5	44.0
w/o Exp	512x512	26.3	46.2

Table 5: Improvement by non-exponential prediction.

Model	Backbone	Input Size	MFLOPs	Params	AP	AP ₅₀	AP ₇₅
YOLO-LITE	DarkNet-LITE	224x224	482	-	-	12.3	-
Tiny-YOLOv3	Tiny-DarkNet	320x320	1650	8.7M	14.0	29.1	-
Tiny-YOLOv3	Tiny-DarkNet	416x416	2780	8.7M	16.0	33.1	-
Tiny-YOLOv4	Tiny-CSPDarkNet	416x416	3450	6.1M	21.7	40.2	-
CSL-YOLO	CSL-Bone	224x224	425	3.2M	16.5	32.2	15.0
CSL-YOLO	CSL-Bone	320x320	869	3.2M	21.4	39.9	20.6
CSL-YOLO	CSL-Bone	416x416	1470	3.2M	24.5	44.0	24.2
CSL-YOLO	CSL-Bone	512x512	2223	3.2M	26.3	46.2	26.5
MobileNet-SSD	MobileNet	300x300	1200	6.8M	19.3	-	-
MobileNet-SSDLite	MobileNet	320x320	1300	-	22.2	-	-
MobileNetv2-SSDLite	MobileNetv2	320x320	800	4.3M	22.1	-	-
PeeleNet	PeeleNet	304x304	1290	6.0M	22.4	38.3	22.9

Table 6: Comparison of CSL-YOLO with the other state-of-the-art lightweight object detection system on MS-COCO.

5 EXPERIMENTS

The proposed CSL-YOLO is not pre-trained on Imagenet[4]. We follow the conclusion of [4], and train from scratch on MS-COCO. We applied the basic augmentation methods such as flip, rotate, and mix-up[24] instead of the fancy methods. We set the batch size as 16, and choosing Adam as the optimizer, The learning rate starts from 1e-3, after 50 epochs, it drops to 1e-4, after 40 epochs, it drops to 1e-5, and finally it is completed after another 20 periods. We train the model on two GTX 1080ti. The entire training process has ~800K iterations. Finally, the result of the prediction is shown in Table 6. Under the input scale of 416x416, the proposed CSL-YOLO uses 3.2M parameters and 1470 MFLOPs to obtain 42.8% AP₅₀, and Tiny-YOLOv4 uses 6.1M parameters and 3450 MFLOPs to obtain 40.2% AP₅₀. It can be said that CSL-YOLO consumes much less time(FLOPs) and space(parameters) than the advanced Tiny-YOLOv4, and can achieve impressive AP performance. Besides, at the input scale of 224x224, compared with the lightest YOLO-LITE, CSL-YOLO still achieves higher AP performance with lower FLOPs.

6 CONCLUSION

We proposed a new lightweight convolution method CSL-Module, in the experiment proved that it is competitive compared to other similar methods. We further proposed two components CSL-Bone and CSL-FPN, both of which achieve better performance with fewer FLOPs. We build a new lightweight object detector CSL-YOLO with these components. Besides, we proposed two tricks, a new anchor generation method and a non-exponential prediction to improve AP. Finally, we trained CSL-YOLO from scratch on MS-COCO. From Table 6, we can see that CSL-YOLO has better AP and fewer FLOPs and parameters than other lightweight YOLOs. In summary, we have three contributions:

1. We proposed a novel lightweight convolution method CSL-Module that costs fewer FLOPs to approximate the fitting ability of convolution-3x3.
2. We proposed two lightweight components for object detector, CSL-Bone and CSL-FPN which showed excellent results.
3. We effectively integrated these components, and two tricks to improve AP, and finally proposed a state-of-the-art level lightweight detector CSL-YOLO.

References

- [1] Alexey Bochkovskiy, Chien-Yao Wang, and Hong-Yuan Mark Liao. Yolov4: Optimal speed and accuracy of object detection. *arXiv preprint arXiv:2004.10934*, 2020.
- [2] Navaneeth Bodla, Bharat Singh, Rama Chellappa, and Larry S Davis. Soft-nms—improving object detection with one line of code. In *Proceedings of the IEEE international conference on computer vision*, pages 5561–5569, 2017.
- [3] François Chollet. Xception: Deep learning with depthwise separable convolutions. In *Proceedings of the IEEE conference on computer vision and pattern recognition*, pages 1251–1258, 2017.
- [4] Jia Deng, Wei Dong, Richard Socher, Li-Jia Li, Kai Li, and Li Fei-Fei. Imagenet: A large-scale hierarchical image database. In *2009 IEEE conference on computer vision and pattern recognition*, pages 248–255. Ieee, 2009.
- [5] Kai Han, Yunhe Wang, Qi Tian, Jianyuan Guo, Chunjing Xu, and Chang Xu. Ghostnet: More features from cheap operations. In *Proceedings of the IEEE/CVF Conference on Computer Vision and Pattern Recognition*, pages 1580–1589, 2020.
- [6] Kaiming He, Xiangyu Zhang, Shaoqing Ren, and Jian Sun. Deep residual learning for image recognition. In *Proceedings of the IEEE conference on computer vision and pattern recognition*, pages 770–778, 2016.
- [7] Kaiming He, Ross Girshick, and Piotr Dollár. Rethinking imagenet pre-training. In *Proceedings of the IEEE/CVF International Conference on Computer Vision*, pages 4918–4927, 2019.

- [8] Andrew G Howard, Menglong Zhu, Bo Chen, Dmitry Kalenichenko, Weijun Wang, Tobias Weyand, Marco Andreetto, and Hartwig Adam. Mobilenets: Efficient convolutional neural networks for mobile vision applications. *arXiv preprint arXiv:1704.04861*, 2017.
- [9] Gao Huang, Zhuang Liu, Laurens Van Der Maaten, and Kilian Q Weinberger. Densely connected convolutional networks. In *Proceedings of the IEEE conference on computer vision and pattern recognition*, pages 4700–4708, 2017.
- [10] Rachel Huang, Jonathan Pedoeem, and Cuixian Chen. Yolo-lite: a real-time object detection algorithm optimized for non-gpu computers. In *2018 IEEE International Conference on Big Data (Big Data)*, pages 2503–2510. IEEE, 2018.
- [11] Forrest N Iandola, Song Han, Matthew W Moskewicz, Khalid Ashraf, William J Dally, and Kurt Keutzer. Squeezenet: Alexnet-level accuracy with 50x fewer parameters and < 0.5 mb model size. *arXiv preprint arXiv:1602.07360*, 2016.
- [12] Tsung-Yi Lin, Michael Maire, Serge Belongie, James Hays, Pietro Perona, Deva Ramanan, Piotr Dollár, and C Lawrence Zitnick. Microsoft coco: Common objects in context. In *European conference on computer vision*, pages 740–755. Springer, 2014.
- [13] Tsung-Yi Lin, Piotr Dollár, Ross Girshick, Kaiming He, Bharath Hariharan, and Serge Belongie. Feature pyramid networks for object detection. In *Proceedings of the IEEE conference on computer vision and pattern recognition*, pages 2117–2125, 2017.
- [14] Tsung-Yi Lin, Priya Goyal, Ross Girshick, Kaiming He, and Piotr Dollár. Focal loss for dense object detection. In *Proceedings of the IEEE international conference on computer vision*, pages 2980–2988, 2017.
- [15] Wei Liu, Dragomir Anguelov, Dumitru Erhan, Christian Szegedy, Scott Reed, Cheng-Yang Fu, and Alexander C Berg. Ssd: Single shot multibox detector. In *European conference on computer vision*, pages 21–37. Springer, 2016.
- [16] Diganta Misra. Mish: A self regularized non-monotonic neural activation function. *arXiv preprint arXiv:1908.08681*, 4, 2019.
- [17] Vinod Nair and Geoffrey E Hinton. Rectified linear units improve restricted boltzmann machines. In *Icml*, 2010.
- [18] Prajit Ramachandran, Barret Zoph, and Quoc V Le. Searching for activation functions. *arXiv preprint arXiv:1710.05941*, 2017.
- [19] Joseph Redmon and Ali Farhadi. Yolo9000: better, faster, stronger. In *Proceedings of the IEEE conference on computer vision and pattern recognition*, pages 7263–7271, 2017.
- [20] Joseph Redmon and Ali Farhadi. Yolov3: An incremental improvement. *arXiv preprint arXiv:1804.02767*, 2018.
- [21] Joseph Redmon, Santosh Divvala, Ross Girshick, and Ali Farhadi. You only look once: Unified, real-time object detection. In *Proceedings of the IEEE conference on computer vision and pattern recognition*, pages 779–788, 2016.

- [22] Shaoqing Ren, Kaiming He, Ross Girshick, and Jian Sun. Faster r-cnn: Towards real-time object detection with region proposal networks. *arXiv preprint arXiv:1506.01497*, 2015.
- [23] Mark Sandler, Andrew Howard, Menglong Zhu, Andrey Zhmoginov, and Liang-Chieh Chen. Mobilenetv2: Inverted residuals and linear bottlenecks. In *Proceedings of the IEEE conference on computer vision and pattern recognition*, pages 4510–4520, 2018.
- [24] Karen Simonyan and Andrew Zisserman. Very deep convolutional networks for large-scale image recognition. *arXiv preprint arXiv:1409.1556*, 2014.
- [25] Chien-Yao Wang, Hong-Yuan Mark Liao, Yueh-Hua Wu, Ping-Yang Chen, Jun-Wei Hsieh, and I-Hau Yeh. Cspnet: A new backbone that can enhance learning capability of cnn. In *Proceedings of the IEEE/CVF conference on computer vision and pattern recognition workshops*, pages 390–391, 2020.
- [26] Robert J Wang, Xiang Li, and Charles X Ling. Pelee: A real-time object detection system on mobile devices. *arXiv preprint arXiv:1804.06882*, 2018.
- [27] Hongyi Zhang, Moustapha Cisse, Yann N Dauphin, and David Lopez-Paz. mixup: Beyond empirical risk minimization. *arXiv preprint arXiv:1710.09412*, 2017.
- [28] Xiangyu Zhang, Xinyu Zhou, Mengxiao Lin, and Jian Sun. Shufflenet: An extremely efficient convolutional neural network for mobile devices. In *Proceedings of the IEEE conference on computer vision and pattern recognition*, pages 6848–6856, 2018.