

Spontaneous chiral symmetry breaking in holographic soft wall models

Alfonso Ballon-Bayona,^a Luis A. H. Mamani,^b and Diego M. Rodrigues^c

^a*Instituto de Física, Universidade Federal do Rio de Janeiro,
Caixa Postal 68528, RJ 21941-972, Brazil.*

^b*Centro de Ciências Exatas Naturais e Tecnológicas,
Universidade Estadual da Região Tocantina do Maranhão,
Rua Godofredo Viana 1300, 65901-480, Imperatriz, MA, Brazil*

^c*Instituto de Física Teórica, UNESP-Universidade Estadual Paulista,
R. Dr. Bento T. Ferraz 271, Bl. II, São Paulo 01140-070, SP, Brazil
E-mail: aballonb@if.ufrj.br, luis.mamani@uemasul.edu.br,
diego.m.rodrigues@unesp.br*

ABSTRACT: We investigate nonlinear extensions of the holographic soft wall model proposed by Karch, Katz, Son and Stephanov [1] including non-minimal couplings in the five-dimensional action. The non-minimal couplings bring a new parameter a_0 which controls the transition between spontaneous and explicit symmetry breaking near the limit of massless quarks (the chiral limit). In the physical region (positive quark mass), we show that above a critical value of the parameter a_0 the chiral condensate $\langle \bar{q}q \rangle$ is finite in the chiral limit, signifying spontaneous chiral symmetry breaking. This result is supported by the lightest states arising in the spectrum of the pseudoscalar mesons, which become massless in the chiral limit and are therefore interpreted as Nambu-Goldstone bosons. Moreover, the decay constants of the pseudoscalar mesons also support this conclusion, as well as the Gell-Mann-Oakes-Renner (GOR) relation satisfied by the lightest states. We also calculate the spectrum of scalar, vector, and axial-vector mesons with their corresponding decay constants. We describe the evolution of masses and decay constants with the increasing of the quark mass and for the physical mass we compare our results against available experimental data. Finally, we do not find instabilities in our model for the physical region (positive quark mass).

Contents

1	Introduction	2
2	Soft wall models with minimal dilaton couplings	4
2.1	The original soft wall model	4
2.2	The nonlinear soft wall model	5
3	Nonlinear soft wall models with non-minimal dilaton couplings	6
3.1	Background field equations	7
3.2	Interpolations for the dilaton coupling	8
3.3	The background solution for the tachyonic field	10
3.4	Spontaneous chiral symmetry breaking/Chiral limit	11
3.5	Chiral condensate in the physical region	13
3.6	Fixing the model parameters	13
4	Meson spectrum	15
4.1	Expanding the action	15
4.2	Vector mesons	17
4.3	Scalar mesons	19
4.4	Axial-vector mesons	22
4.5	Pseudoscalar mesons	23
5	Decay constants	25
5.1	Vector mesons	26
5.2	Scalar mesons	28
5.3	Axial-vector mesons	29
5.4	Pseudo-scalar mesons	32
5.5	The GOR relation	33
6	Discussion and conclusions	35
A	Numerical analysis	38
B	The Kaluza-Klein expansion	39
C	Meson operators and decay constants	43
D	Vector and scalar mesons in the linear soft wall model	44
E	Linear soft wall model with negative dilaton	45
F	Nonlinear soft wall with a negative dilaton	47

1 Introduction

The investigation of spontaneous symmetry breaking (SSB) is a very interesting subject, essential in condensed matter and particle physics contexts. It is related with the symmetry of the quantum field theory (QFT) action and the vacuum solution of the theory. It is believed that SSB is realized only in systems with infinite degrees of freedom. An example of the realization of SSB in QFT is the emergence of Nambu-Goldstone bosons in the theory, which are related to the breaking of a global symmetry breaking via the Goldstone theorem [2]. Moreover, in such systems, the vacuum expectation value does not have the same symmetry as the action. In particle physics, the pions are an example of pseudo Nambu-Goldstone bosons. In turn, quantum chromodynamics (QCD) has an approximate $U(2)_L \times U(2)_R$ symmetry in the limit of light quark masses, considering just up and down quarks. The symmetry breaking leads to $U(2)_L \times U(2)_R \rightarrow U(2)_V$ and it gives rise to pseudo-Nambu-Goldstone bosons, see for instance [3, 4]. This symmetry breaking occurs in the low energy regime of QCD, or strong coupling regime, where perturbative techniques are not reliable anymore. However, there are effective theories that one may use in this regime, like QCD sum rules, chiral effective theories, Dyson-Schwinger equations or even numerical methods introduced by Lattice QCD. In the past years Lattice QCD became a powerful computational tool for extracting information of QCD at low energies. Nevertheless, there are still difficulties and limitations to be overcome for this fascinating subject; for an investigation of chiral symmetry breaking in Lattice QCD with two light flavors, see for instance Ref. [5].

An alternative theoretical framework for investigating strongly coupled systems was provided by the Anti-de Sitter/Conformal Field Theory (AdS/CFT) correspondence, proposed at the end of the 90s [6]. Using as a guide the holographic dictionary [7, 8], one may map any operator of a strongly coupled conformal field theory into its dual classical field in the gravitational side of the duality living in an AdS space with one dimension greater than the space where the conformal field theory lives. In the case of four dimensions, one may break the conformal symmetry and introduce symmetries known to be present in QCD so that the original conformal field theory becomes more similar to QCD. This is the motivation behind a bottom-up approach that led to the construction of phenomenological AdS/QCD models known as the hard wall model [9, 10] and the soft wall model [1]. There have been a lot of progress on this approach, see for instance Refs. [11–26] and references therein. However, it is worth pointing out that the gravitational background is not obtained solving the Einstein equations, this means that the metric is fixed being AdS. Nevertheless, one may consider this naive approximation as a toy model to gain intuition. A more consistent version of this approach takes into consideration the gravitational background obtained solving the Einstein equations, see for instance Refs. [27–33] and the references therein. The bottom-up approach is complementary to the top-down approach,

whose goal is to find string theory duals to strongly coupled QCD-like theories, see for instance Refs. [34–37]. For a review of the top-down approach see for instance [38, 39].

One of the aims of this work is the investigation of spontaneous chiral symmetry breaking within holographic models for QCD. The first attempts to describe chiral symmetry breaking in the bottom-up approach were proposed in Refs. [9, 10] where the quark mass operator is mapped to a 5d tachyonic field. These bottom-up models as well as their top-down counterparts, see e.g. [37, 40, 41], have provided very useful insights for the construction of more realistic holographic models for QCD. In this paper we restrict ourselves to the holographic soft wall model proposed in Ref. [1] where the dilaton is quadratic in the radial coordinate leading to meson masses organized in linear trajectories in the excitation number, i.e. $m_n^2 \sim n$. It is interesting to point out that the original version of the linear soft wall model does not describe spontaneous chiral symmetry breaking [11]. It was suggested in [1] that the addition of nonlinear terms in the action for the tachyonic field would allow for a nonlinear description of chiral symmetry breaking that may be compatible with spontaneous symmetry breaking. Following this suggestion the authors of Ref. [12] built a phenomenological model compatible with spontaneous symmetry breaking in the sense that the quark condensate is finite in the chiral limit. In our opinion, this model provides good results, but there are a few caveats that we point out: i) the chiral condensate is given as an input instead of arising dynamically from solving the tachyon differential equation, ii) the effective dilaton is non-monotonic and negative near the AdS boundary, iii) an instability arises in the scalar sector first observed in Ref. [20], see also [30]. Following the ideas of Refs. [42–44] the authors of Ref. [45] showed that the nonlinear extension of the original soft wall model [1] based on a quadratic dilaton and a Higgs-like potential for the tachyonic field indeed allows for a nonlinear realisation of chiral symmetry breaking. However, it was shown in [45] that the chiral condensate still vanishes in the massless limit and therefore chiral symmetry breaking is explicit.

An attempt to describe spontaneous symmetry breaking in the soft wall model was motivated by the discussion on the sign of an effective dilaton field, responsible for conformal symmetry breaking and the mass generation in the infrared. A negative dilaton profile was proposed in Refs. [46, 47] as an alternative to describe the hadronic spectrum and spontaneous chiral symmetry breaking. However, there has been a debate about the phenomenological consequences of the negative dilaton profile. It has been shown in Ref. [48] that the negative dilaton drives to the emergence of an unphysical massless scalar state in the vectorial sector. Besides that, the negative dilaton leads to unphysical masses for higher spin mesons [48]. Motivated by this very interesting discussion, the authors of Ref. [18] suggested that an interpolation function between an effective negative dilaton in the ultraviolet (UV) region and positive in the infrared (IR) region might provide a description of spontaneous chiral symmetry breaking. Nevertheless, the authors of this paper did not calculate the spectrum of the pseudoscalar mesons at zero temperature and proved the emergence of the pions as Goldstone bosons. In this paper we work on the ideas of Ref. [18] and reinterpret them in terms of non-minimal dilaton couplings in the 5d action. Following the techniques used in Ref. [45] we solve the tachyon differential equation and find that the new parameter a_0 controlling the non-minimal couplings allows us to describe spontaneous chiral

symmetry breaking in the chiral limit. We show explicitly that, above a critical value for a_0 , the chiral condensate is nonzero in the chiral limit signalling spontaneous chiral symmetry breaking, and that this result is consistent with the emergence of massless modes in the pseudoscalar sector, i.e., the pions as Nambu-Goldstone bosons. As a check of consistency we also calculate the decay constants and show that the lightest states in the pseudoscalar sector satisfy the Gell-Mann-Oakes-Renner (GOR) relation.

This paper is organized as follows. Sec. 2 is a short review of the holographic soft wall model and its non-linear extension. In Sec. 3 we present the non-linear extension of the soft wall model including the non-minimal couplings. We consider two interpolated functions for those couplings, models of type I and models of type II. We solve the tachyon differential equation in its asymptotic regions and then we solve it numerically. Near the chiral limit we describe the transition between spontaneous and explicit chiral symmetry breaking driven by the parameter a_0 characterizing the non-minimal couplings. The free parameters of our model are fixed at the end of the section. In Sec. 4 we expand the five-dimensional action up to second order in the fields in order to get the equation of motions describing the vector, scalar, axial-vector, and pseudoscalar mesons. The corresponding spectrum is calculated and compared against results available in the literature. In Sec. 5 we calculate the decay constants corresponding to vector, scalar, axial-vector, and pseudoscalar mesons, showing how they are related to the normalization constants of the wave functions. At the end of the section we derive the GOR relation. We present our conclusions in Sec. 6. Additional details about the numerical procedure and results are displayed in Appendix A. Meanwhile, in Appendix B we present the Kaluza-Klein expansion. Details about the derivation of the decay constants are presented in Appendix C. Details of the masses and decay constants in the linear soft wall model are reviewed in Appendix D. A short discussion about the linear soft wall model with negative dilaton is presented in Appendix E, while the non-linear extension is investigated in Appendix F. Finally, we derive the GOR relation using a toy model in Appendix G.

2 Soft wall models with minimal dilaton couplings

2.1 The original soft wall model

One of the seminal papers considering a bottom-up approach in holographic QCD is the soft wall model [1]. In [1], the authors introduced a scalar field, the dilaton, in a 5d Anti-de-Sitter space in order to incorporate effects of conformal symmetry breaking and generate an infrared mass gap. They showed that a dilaton growing quadratically in the radial coordinate far from the boundary leads to an approximate linear behavior of the mass spectrum, i.e., $m^2 \propto n$. It is worth pointing out that the dilaton proposed in [1] was not obtained solving the Einstein equations. Then, one might think that the confinement properties introduced by the dilaton field are “artificial”. However, it has been shown that the quadratic behaviour proposed in [1] is in fact the right asymptotic behaviour for the dilaton in confining holographic QCD backgrounds found by solving the Einstein-dilaton equations [28], see also [31].

Thus, we consider the soft wall model as a first step for a realistic description is good enough, at least to extract general properties of the dual field theory. Thus, having identified the fields in the gravitational side of the duality one can write the five-dimensional action, which is given by

$$S = - \int d^5x \sqrt{-g} e^{-\Phi} \text{Tr} \left[|D_m X|^2 + m_X^2 |X|^2 + \frac{1}{4g_5^2} F_{mn}^{(L)2} + \frac{1}{4g_5^2} F_{mn}^{(R)2} \right], \quad (2.1)$$

where $\Phi = \Phi(z)$ is the dilaton field, X is the bifundamental scalar field (or tachyonic field) dual to the quark mass operator $\bar{q}q$, $m_X^2 = -3$ the mass of the tachyonic field, and the field strength $F_{mn}^{(L/R)}$ are defined by

$$\begin{aligned} F_{mn}^{(L/R)} &= \partial_m A_n^{(L/R)} - \partial_n A_m^{(L/R)} - i[A_m^{(L/R)}, A_n^{(L/R)}], \\ D_m X &= \partial_m X - iA_m^{(L)} X + iX A_m^{(R)}, \end{aligned} \quad (2.2)$$

where $A_n^{(L/R)}$ represent the gauge fields, and $D_m X$ the covariant derivative. As usual in the soft wall model approach, the 5d metric g_{mn} is the AdS spacetime in Poincaré coordinates. The 5d coupling in the vectorial sector is fixed as $g_5^2 = 12\pi^2/N_c$, with N_c the number of colors, in order to reproduce the perturbative QCD result for the current correlators at small distances [9]. The action (2.1) describes the breaking of the $SU(N_f)_L \times SU(N_f)_R$ gauge symmetry due to the presence of a nonzero tachyonic field X . The generators of the $su(N_f)$ algebra are normalized as $\text{Tr}(T^a T^b) = \delta^{ab}/2$ and we will focus on the two-flavor case $N_f = 2$.

A very nice feature of the soft wall model is the possibility of describing approximate linear trajectories for the meson spectrum, i.e. $m_n^2 \sim n$, by simply imposing an asymptotic quadratic behaviour for the dilaton field, i.e. $\Phi(z) = \phi_\infty z^2$ at large z (far from the boundary). As realised in [1], if the dilaton quadratic ansatz is taken for all z the effective Schrödinger potential of the field perturbations dual to the mesons takes the form of an harmonic oscillator with orbital momentum and the linear behaviour $m_n^2 \sim n$ becomes exact. Appendix D provides a short review of the results for vector and scalar mesons in the (linear) soft wall model.

The (linear) soft wall model (2.1) leads to a linear differential equation for the tachyonic field X . Regularity of the action in the infrared region (large z) fixes the source and VEV coefficients in the UV and it turns out that the chiral condensate is proportional to the quark mass and vanishes in the chiral limit.

2.2 The nonlinear soft wall model

Nonlinear extensions of the soft wall model have been investigated in the literature, see for instance [12, 18, 45]. The non-linearity is carried out by the tachyon potential. Then, the action is a modified version of (2.1)

$$S = - \int d^5x \sqrt{-g} e^{-\Phi} \text{Tr} \left[|D_m X|^2 + V(|X|) + \frac{1}{4g_5^2} F_{mn}^{(L)2} + \frac{1}{4g_5^2} F_{mn}^{(R)2} \right]. \quad (2.3)$$

where the non-Abelian field strengths $F_{mn}^{(L/R)}$ and covariant derivative $D_m X$ given by (2.2), while the tachyon potential has the Higgs form

$$V(|X|) = m_X^2 |X|^2 + \lambda |X|^4, \quad (2.4)$$

where λ is a free parameter. The 5d metric is again the AdS spacetime in Poincaré coordinates. The form of the Higgs potential (2.4) is motivated by the fact that it provides a minimal description of spontaneous breaking of a local symmetry in the standard model and may be possibly extended to AdS space in order to describe the gravity dual of the spontaneous breaking of a global symmetry. The potential in (2.4) seems also a good ansatz if we want to build a holographic realization of the Coleman-Witten theorem [49].

The action in (2.3) was used in the phenomenological model of Ref. [12] with $\lambda < 0$ for the Higgs potential (2.4). Instead of solving for the tachyonic field for a given dilaton field an inverse method was proposed: given a tachyonic field compatible with spontaneous chiral symmetry breaking the dilaton field was reconstructed. The ansatz for the tachyonic field in [12] is singular at large z and the effective dilaton field found in [12] is quadratic at large z (far from the AdS boundary) but becomes non-monotonic and negative as z approaches zero (near the AdS boundary). In [45], the same action in (2.3) was considered for a quadratic dilaton field and the chiral condensate was found dynamically by solving the tachyonic field differential equation. The main result in [45] was that the only non-trivial solution for the tachyonic field is regular far from the boundary and leads to a chiral condensate growing non-linearly with the quark mass. However, it turns out that this regular solution vanishes in the chiral limit and therefore spontaneous chiral symmetry breaking is absent. It was found in [45] that for the case of $\lambda > 0$ the model provides very interesting results in the limit of heavy quarks. The meson masses and decay constants obtained in the model for the axial and pseudo-scalar sector display a behaviour qualitatively similar to the one found in perturbative QCD.

Note that the tachyonic field in (2.3) couples minimally with the dilaton, i.e., the factor $e^{-\Phi}$ in front of the trace, depends on the dilaton field only. In the next section we shall investigate how to generalize the form of this dilaton coupling. We will see that keeping the minimal dilaton coupling only at large z (where Φ is large) but deviating from it at small z (where Φ is small) it is possible to describe spontaneous chiral symmetry breaking in the chiral limit.

3 Nonlinear soft wall models with non-minimal dilaton couplings

The gravitational action (2.3) can be generalized considering two non-minimal couplings in the form

$$S = - \int d^5x \sqrt{-g} \text{Tr} \left\{ e^{-a(\Phi)} \left[|D_m X|^2 + V(|X|) \right] + \frac{e^{-b(\Phi)}}{4g_5^2} \left[F_{mn}^{(L)}{}^2 + F_{mn}^{(R)}{}^2 \right] \right\}. \quad (3.1)$$

The fields of this action are the same as presented previously, the difference in relation to the previous action is the addition of the functions: $e^{-a(\Phi)}$, and $e^{-b(\Phi)}$, which are in principle non trivial functions of the dilaton field.

Having specified the gravitational action describing the quarks of the dual field theory, we now consider the gravitational background, which is characterised by a Poincaré invariant metric

$$ds^2 = e^{2A_s(z)} \left(-dt^2 + d\vec{x}^2 + dz^2 \right), \quad (3.2)$$

where $A_s(z)$ is the warp factor in the string frame. As usual in soft wall models we fix the warp factor and dilaton as

$$A_s(z) = -\ln\left(\frac{z}{\ell}\right) \quad , \quad \Phi(z) = \phi_\infty z^2, \quad (3.3)$$

That is, the 5d metric is AdS in Poincaré coordinates and the dilaton is quadratic in the radial coordinate z . The parameter ℓ denotes the AdS radius and from here on we set $\ell = 1$. Note that ϕ_∞ is a parameter with units of energy squared. The original soft wall model corresponds to the particular case $a(\Phi) = b(\Phi) = \Phi$. For that particular case, as shown in [1], a quadratic dilaton is sufficient to guarantee a linear behaviour for the meson Regge trajectories. In this work we consider more general dilaton couplings $a(\Phi)$ and $b(\Phi)$. We consider for simplicity the case $N_f = 2$ where the model describes the gauge symmetry breaking $SU(2) \times SU(2) \rightarrow SU(2)$ which is the gravity dual of chiral symmetry breaking in QCD with 2 flavours.

3.1 Background field equations

For the background fields we take a Lorentz invariant ansatz

$$A_m^{(L/R)} = 0 \quad , \quad 2X(z) = v(z) \mathbb{I}_{2 \times 2}. \quad (3.4)$$

Under this ansatz the action takes the 1d form

$$S_0 = -V_4 \int dz e^{3A_s - a} \left[\frac{1}{2} (\partial_z v)^2 + e^{2A_s} U(v) \right], \quad (3.5)$$

where

$$U(v) = \frac{m_X^2}{2} v^2 + \frac{\lambda}{8} v^4, \quad (3.6)$$

is the potential for the 1d function $v(z)$ and $V_4 = \int d^4x$. We remind the reader that A_s and a depend only on z . The critical points of the potential are obtained solving the equation $\frac{dU(v)}{dv} = 0$, as $m_X^2 = -3$, we get three solutions, two of them corresponding to minimum and the other to the trivial solution (the local maximum)

$$v = \pm \sqrt{\frac{6}{\lambda}}, \quad v = 0. \quad (3.7)$$

The Euler-Lagrange equation for $v(z)$ can be written as

$$\left[\partial_z + (3A'_s - a') \right] \partial_z v - e^{2A_s} \frac{dU}{dv} = 0, \quad (3.8)$$

where $'$ denotes d/dz . Note that this equation simplifies when evaluated at the critical points where the derivative of the potential is zero,

$$(\ln v'(z))' + (3A_s - a)' = 0, \quad \rightarrow \quad v = C_0 + D_0 \int_0^z e^{-(3A_s(x) - a(x))} dx. \quad (3.9)$$

This means that the tachyon has at least a constant as a solution and the other solution is divergent. Plugging this solution in (3.8), considering the regular solution, we get an expression for C_0 whose solutions are: $C_0 = \pm\sqrt{6/\lambda}$ and $C_0 = 0$. If we look for solutions in the IR, the corrections to C_0 can be calculated considering corrections in the form $\mathcal{O}(z^{-1}, z^{-2}, \dots)$.

In turn, considering $A_s = -\ln z$ and the potential $U(v)$ given by (3.6) the tachyon field equation (3.8) takes the form

$$\left[z^2 \partial_z^2 - (3 + z a') z \partial_z - m_X^2 \right] v - \frac{\lambda}{2} v^3 = 0. \quad (3.10)$$

Another interesting property of this differential equation is the scaling symmetry in $\sqrt{\lambda}$, this means that the equation is the same under the transformation $\sqrt{\lambda} v \rightarrow \tilde{v}$. One may take advantage of this property. For example, we may solve the differential equation for \tilde{v} , then, we get the solution for v scaling \tilde{v} , i.e., using the relation $v = \tilde{v}/\sqrt{\lambda}$. We will see the applicability of this symmetry in the next section.

3.2 Interpolations for the dilaton coupling

So far, we have the differential equation for the tachyon, it is lacking the explicit form of the non-minimal coupling $a(\Phi)$, and $b(\Phi)$. In the following, we motivate our choices for the functions $a(\Phi)$ and $b(\Phi)$.

The non-minimal couplings $a(\Phi)$ and $b(\Phi)$ were originally considered to be equal and both interpreted as an effective dilaton field $\tilde{\Phi} = a(\Phi) = b(\Phi)$ so that the effective dilaton field $\tilde{\Phi}$ couples minimally to the tachyon and gauge fields. An effective negative dilaton field $\tilde{\Phi}$ quadratic in the radial coordinate allows for a description of spontaneous chiral symmetry breaking, see Appendix E for a short review. However, the authors of Ref. [48] showed that a non-physical state arises in the vectorial sector when the dilaton remains negative in the IR. This means that the dilaton must be positive in the IR in order to avoid non-physical states. We believe this was the motivation of the authors of Ref. [18] for building an interpolation for the effective dilaton field, whose asymptotic form reduces to a negative $\tilde{\Phi}$ (quadratic in the radial coordinate) in the UV and a positive $\tilde{\Phi}$ in the IR (also quadratic in the radial coordinate). Following these considerations we impose that the non-minimal coupling reduces to the minimal coupling in the IR regime, namely

$$a(\Phi \rightarrow \infty) = \Phi. \quad (3.11)$$

We remind the reader that in our framework the dilaton Φ is always quadratic in the radial coordinate, i.e. $\Phi(z) = \phi_\infty z^2$. It turns out that spontaneous chiral symmetry breaking can be realised as long as we impose the following UV asymptotic behaviour [18]

$$a_I(\Phi \rightarrow 0) = -a_0 \Phi. \quad (3.12)$$

Having fixed the asymptotic form of the function $a(\Phi)$, one may build an interpolating function considering these asymptotic constraints. We consider first the following simple

interpolation¹

Models of type I:

$$a_I(\Phi) = \Phi \left[\frac{-a_0^2 + \Phi^2}{a_0 + \Phi^2} \right]. \quad (3.13)$$

However, as long as the coupling $a(\Phi)$ becomes minimal in the IR, the asymptotic form in the UV should not be necessarily negative. As we will see, it will be sufficient to impose that $a(\Phi)$ is negative for intermediate values of Φ (or equivalently z). This choice will provide improved results compared to models of type I. Its asymptotic behavior in the UV is such that

$$a_{II}(\Phi \rightarrow 0) = \Phi. \quad (3.14)$$

Considering this case we build the following interpolation function

Models of type II:

$$a_{II}(\Phi) = \Phi - \frac{a_0 \Phi^{3/2}}{1 + \Phi^2}. \quad (3.15)$$

The non-minimal dilaton couplings (3.13) and (3.15) are displayed in Fig. 1 for selected values of a_0 . The non-minimal couplings can be thought as deformations of the original soft wall model characterized by a new free parameter a_0 ; we will show later that we need this additional parameter to induce a transition between explicit and spontaneous chiral symmetry breaking.

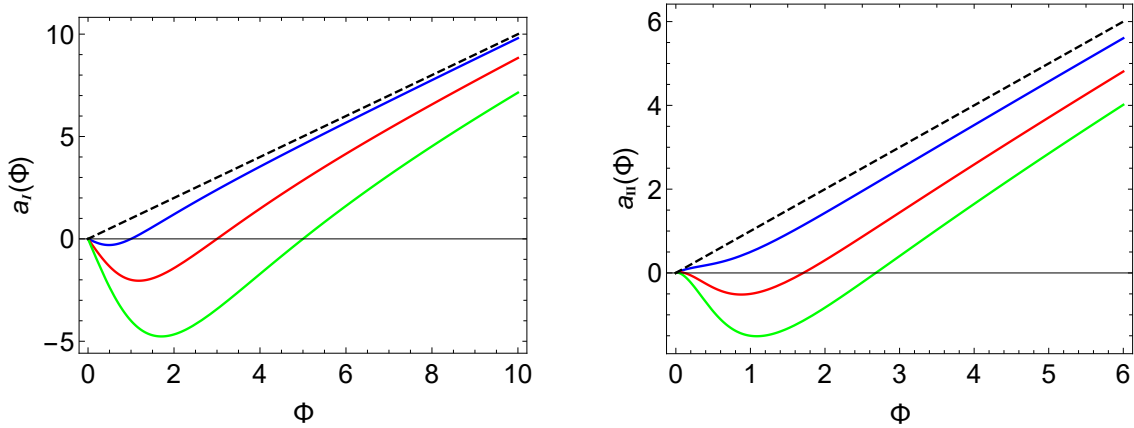


Figure 1. The non-minimal dilaton couplings $a_I(\Phi)$ (left panel) and $a_{II}(\Phi)$ (right panel) for the selected values $a_0 = 1$ (blue), $a_0 = 3$ (red) and $a_0 = 5$ (green). The black dashed lines in both panels correspond to the limit $a_0 \rightarrow 0$ where the dilaton couplings reduce to the minimal form $a(\Phi) = \Phi$.

As regards the dilaton coupling $b(\Phi)$ to the 5d gauge fields we will consider the following possibilities:

¹The choice of this function was motivated by the interpolation presented in Ref. [18], in our notation it would take the form $a(\Phi) = \Phi \left[-a_0 + (1 + a_0) \tanh \left(\frac{\Phi}{a_0} \right) \right]$. Note that the interpolation using powers of the dilaton field is smoothest than the interpolation using hyperbolic function.

Model	IA	IB	IIA	IIB
Coupling $a(\Phi)$	$a_I(\Phi)$	$a_I(\Phi)$	$a_{II}(\Phi)$	$a_{II}(\Phi)$
Coupling $b(\Phi)$	$a_I(\Phi)$	Φ	$a_{II}(\Phi)$	Φ

Table 1. Non-minimal couplings $a(\Phi)$ and $b(\Phi)$ in models of type IA, IB, IIA and IIB.

Models of type A:

$$b(\Phi) = a(\Phi) \quad (3.16)$$

That is, in models of type A the gauge fields couple non-minimally to the dilaton in exactly the same way as the tachyonic field.

Models of type B:

$$b(\Phi) = \Phi \quad (3.17)$$

In this case only the tachyonic field couples non-minimally to the dilaton.

Table 1 summarizes the four different models considered in this work.

3.3 The background solution for the tachyonic field

Once the non-minimal coupling was fixed one may solve the differential equation in the asymptotic regions. Below we describe this procedure for the UV region (near the boundary) and the IR region (far from the boundary).

UV asymptotics

In the UV, or close to the boundary, we consider the power ansatz on $\tilde{v}(z)$. Thus, the asymptotic solution is given by

$$\tilde{v} = \tilde{c}_1 z + \tilde{d}_3 z^3 \ln z + \tilde{c}_3 z^3 + \tilde{c}_4 z^4 + \tilde{d}_5 z^5 \ln z + \tilde{c}_5 z^5 + \dots \quad (3.18)$$

It is worth mentioning that the parameter \tilde{c}_1 is related to the quark mass m_q and chiral condensate $\Sigma = \langle \bar{q}q \rangle$ in the dual field theory through the relations $\tilde{c}_1 = \zeta \tilde{m}_q$ and $\tilde{c}_3 = \tilde{\Sigma}/(2\zeta)$ [45], where we have defined $\tilde{m}_q = \sqrt{\lambda} m_q$ and $\tilde{\Sigma} = \sqrt{\lambda} \Sigma$. The normalization constant ζ is fixed as $\zeta = \sqrt{N_c}/(2\pi)$ by large N_c counting rules for the scalar correlation function [50]. For models of type I, the coefficients: $\tilde{d}_3, \tilde{c}_4, \dots$ in Eq. (3.18) are given by

$$\begin{aligned} \tilde{d}_3 &= \frac{\tilde{c}_1 \phi_\infty}{4} \left(\frac{\tilde{c}_1^2}{\phi_\infty} - 4a_0 \right), \quad \tilde{c}_4 = 0, \quad \tilde{d}_5 = \frac{3\tilde{c}_1 \phi_\infty^2}{64} \left(\frac{\tilde{c}_1^2}{\phi_\infty} - 4a_0 \right)^2, \\ \tilde{c}_5 &= \frac{\tilde{c}_1 \phi_\infty^2}{256} \left(\frac{\tilde{c}_1^2}{\phi_\infty} - 4a_0 \right) \left(\frac{48\tilde{c}_3}{\tilde{c}_1 \phi_\infty} - \frac{9\tilde{c}_1^3}{\tilde{c}_1 \phi_\infty} + 20a_0 \right). \end{aligned} \quad (3.19)$$

while for models of type II are:

$$\begin{aligned} \tilde{d}_3 &= \frac{\tilde{c}_1 \phi_\infty}{4} \left(\frac{\tilde{c}_1^2}{\phi_\infty} + 4 \right), \quad \tilde{c}_4 = -a_0 \tilde{c}_1 \phi_\infty^{3/2}, \quad \tilde{d}_5 = \frac{3\tilde{c}_1 \phi_\infty^2}{64} \left(\frac{\tilde{c}_1^2}{\phi_\infty} + 4 \right)^2, \\ \tilde{c}_5 &= \frac{\tilde{c}_1 \phi_\infty^2}{256} \left(\frac{\tilde{c}_1^2}{\phi_\infty} + 4 \right) \left(\frac{48\tilde{c}_3}{\tilde{c}_1 \phi_\infty} - \frac{9\tilde{c}_1^2}{\phi_\infty} - 20 \right). \end{aligned} \quad (3.20)$$

IR asymptotics

On the other hand, in the IR region there are two independent solutions, see Eq. (3.9). In the following, we are going to work with the regular solution, the subleading terms may be obtained considering the power ansatz

$$\tilde{v} = \tilde{C}_0 + \frac{\tilde{C}_2}{z^2} + \frac{\tilde{C}_4}{z^4} + \frac{\tilde{C}_5}{z^5} + \dots \quad (3.21)$$

Thus, plugging them into the differential equation and solving order-by-order we get the coefficients for models of type I

$$\begin{aligned} \tilde{C}_2 &= \frac{\tilde{C}_0}{8\phi_\infty} (\tilde{C}_0^2 - 6), \\ \tilde{C}_4 &= \frac{3\tilde{C}_0}{128\phi_\infty^2} (\tilde{C}_0^2 - 10) (\tilde{C}_0^2 - 6), \\ \tilde{C}_5 &= 0. \end{aligned} \quad (3.22)$$

While the coefficients for models of type II are:

$$\begin{aligned} \tilde{C}_2 &= \frac{\tilde{C}_0}{8\phi_\infty} (\tilde{C}_0^2 - 6), \\ \tilde{C}_4 &= \frac{3\tilde{C}_0}{128\phi_\infty^2} (\tilde{C}_0^2 - 10) (\tilde{C}_0^2 - 6), \\ \tilde{C}_5 &= \frac{a_0 \tilde{C}_0}{40\phi_\infty^{5/2}} (\tilde{C}_0^2 - 6). \end{aligned} \quad (3.23)$$

It is worth pointing out that the contribution of the parameter a_0 is relevant in the UV regime, while in the IR it contributes in terms greater than \tilde{C}_4 . Note also that the leading term in the IR is constant, while it becomes an exact solution when $\tilde{C}_0 = 6$, which coincides with the minimum of the tachyon potential.

Numerical results

In the sequence, we present and discuss the numerical results obtained solving the differential equation (3.10). To solve the problem numerically we use as “initial condition” the asymptotic solution obtained in the IR. Then, we integrate numerically from the IR to the UV varying the independent parameter \tilde{C}_0 once a_0 was fixed. Finally, we read off the values for \tilde{c}_1 and \tilde{c}_3 by matching the numerical solution against the asymptotic solution in the UV. To finish this section we plot the tachyon profile for selected values of the parameter \tilde{C}_0 . In the left panel of Fig. 2 we display the tachyon obtained in models of type I for $\tilde{C}_0 = 1.5$ (Blue), $\tilde{C}_0 = 1.648$ (Red), and $\tilde{C}_0 = 2.0$ (Black). In the right panel of this figure we display the tachyon obtained in models of type II for selected values of \tilde{C}_0

3.4 Spontaneous chiral symmetry breaking/Chiral limit

Here we investigate the limit of massless quarks, which is reached in the limit of zero \tilde{c}_1 since $\tilde{c}_1 \propto \tilde{m}_q$, where \tilde{m}_q is the rescaled quark mass. In the left panel of Fig. 3 we display

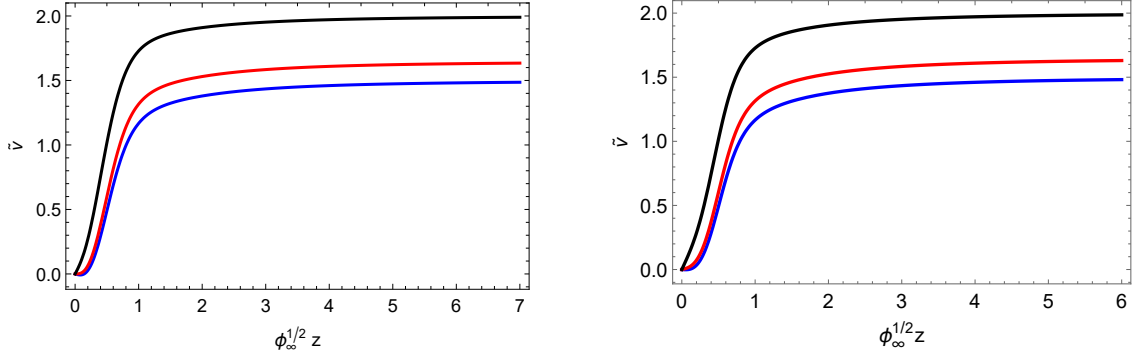


Figure 2. Left: The tachyon \tilde{v} as a function of $\phi_\infty^{1/2} z$ for models of type I. Right: The tachyon \tilde{v} as a function of $\phi_\infty^{1/2} z$ for models of type II.

the numerical results of $\phi_\infty^{-3/2} \tilde{c}_3$ as a function of the parameter a_0 obtained in models of type I. As can be seen, there is a critical value at $a_0 = a_{0c} \approx 2.970$ where $\phi_\infty^{-3/2} \tilde{c}_3$ starts to increase, see the inset for details. This figure is showing us that there is a nonzero condensate, $\phi_\infty^{-3/2} \tilde{c}_3 \neq 0$, for $a_0 \geq a_{0c}$. It is also interesting to point out that the condensate is zero in the region $a_0 < a_{0c}$, where the symmetry breaking is explicit. Therefore, there is a transition between explicit and spontaneous symmetry breaking at a_{0c} . In turn, the right panel of Fig. 3 shows the same results for models of type II. As can be seen, for this Model we have $a_{0c} \approx 5.60$.

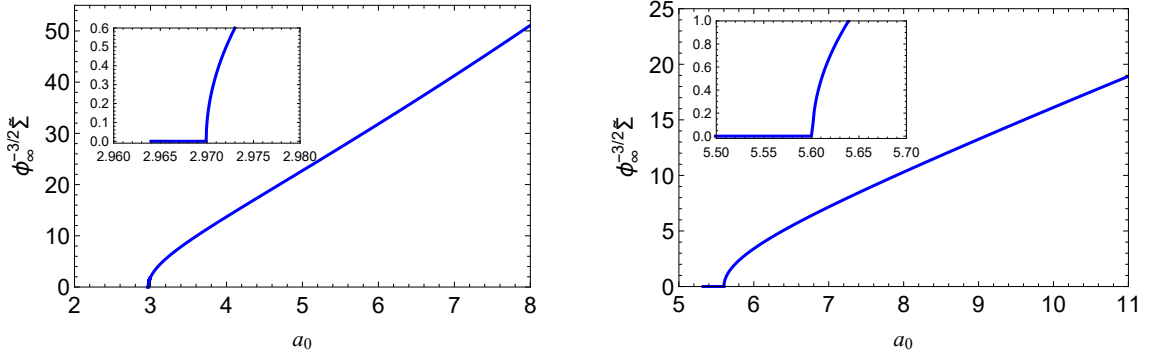


Figure 3. Left: The dimensionless condensate $\phi_\infty^{-3/2} \tilde{\Sigma}$ as a function of a_0 in the chiral limit, i.e., $c_1 = 0$, for models of type I. Right: The dimensionless condensate $\phi_\infty^{-3/2} \tilde{\Sigma}$ as a function of a_0 in the chiral limit for models of type II.

Furthermore, we display the corresponding results of the dimensionless chiral condensate $\phi_\infty^{-3/2} \tilde{\Sigma}$ as a function of $\tilde{C}_{0\min}$ in the left panel of Fig. 4 with solid blue line for models of type I and solid red line for models of type II. Note that $\tilde{C}_{0\min}$ corresponds to each $\phi_\infty^{-3/2} \tilde{\Sigma}$ calculated in the chiral limit, this means that each $\tilde{C}_{0\min}$ corresponds to each a_0 , as shown in the right panel of this figure. As can be seen, the value of $\phi_\infty^{-3/2} \tilde{\Sigma}$ goes to zero when $\tilde{C}_{0\min}$ goes to zero. However, it diverges when $\tilde{C}_{0\min}$ approaches to $\tilde{C}_{0\max} = \sqrt{6}$ represented by vertical dashed line. In turn, in the right panel of this figure we display the results of $\tilde{C}_{0\min}$ as a function of a_0 for both Models I and II. In this figure we may identify the

physical region where $\tilde{c}_1 > 0$. Therefore, fixing the value of a_0 , the physical region belongs to the interval $\tilde{C}_{0\min} < \tilde{C}_0 < \sqrt{6}$. It is also worth mentioning that for values of a_0 in the interval $a_0 \leq 6.954$, one can go continuously from one minimum of the tachyon potential, $-\sqrt{6}$, to the other, $\sqrt{6}$, passing through the trivial solution. However, for values larger than $a_0 \approx 6.954$, \tilde{C}_0 is constrained to take values close to the minimum of the tachyon potential, and the trivial solution. We explain details on the numerical results in Appendix A.

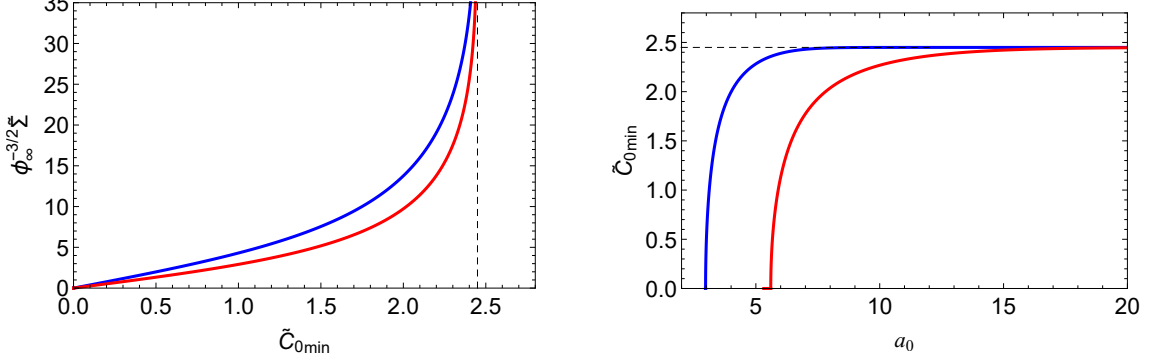


Figure 4. Left: The dimensionless condensate $\phi_\infty^{-3/2} \tilde{\Sigma}$ as a function of $\tilde{C}_{0\min}$ in the chiral limit, blue solid line are the results for models of type I, while red solid line for models of type II. Right: $\tilde{C}_{0\min}$ as a function of a_0 . In both figures, dashed lines represent the minimum of the Higgs potential $\tilde{C}_{0\max} = \sqrt{6}$.

Finally, in order to correctly describe spontaneous symmetry breaking, these results must be consistent with the emergence of pseudo-Nambu-Goldstone bosons in the spectrum. We will calculate the spectrum in the following section and check if these states are present in the holographic model.

3.5 Chiral condensate in the physical region

Here we show results for the rescaled chiral condensate $\tilde{\Sigma}$ as a function of the rescaled quark mass \tilde{m}_q , obtained from the relations $\tilde{c}_3 = \tilde{\Sigma}/(2\zeta)$ and $\tilde{c}_1 = \tilde{m}_q$, in units of ϕ_∞ in the physical region $\tilde{m}_q > 0$. Our numerical results for models of type I are displayed in the left panel of Fig. 5, where the blue line represents the results for $a_0 = 2.8$, and the red line the results for $a_0 = 3.5$. As can be seen, the chiral condensate is nonzero in the chiral limit for $a_0 > a_{0c} \approx 2.970$ (red line). It is worth pointing out that the chiral condensate becomes negative in the intermediate region. In turn, our numerical results for models of type II are displayed in the right panel of Fig. 5. As can be seen, the chiral condensate becomes a monotonic increasing function of the quark mass. Analogous to models of type I, we have nonzero chiral condensate in the chiral limit for $a_0 > a_{0c} \approx 5.60$ (red line).

For a detailed discussion of the numerical procedure and to see the symmetric behavior of the tachyon see Appendix A.

3.6 Fixing the model parameters

To finish this section we are going to fix the parameters of the model. The dilaton parameter ϕ_∞ is fixed to $\phi_\infty = (0.388 \text{ GeV})^2$, as in the soft wall model [51]. This leads to a good

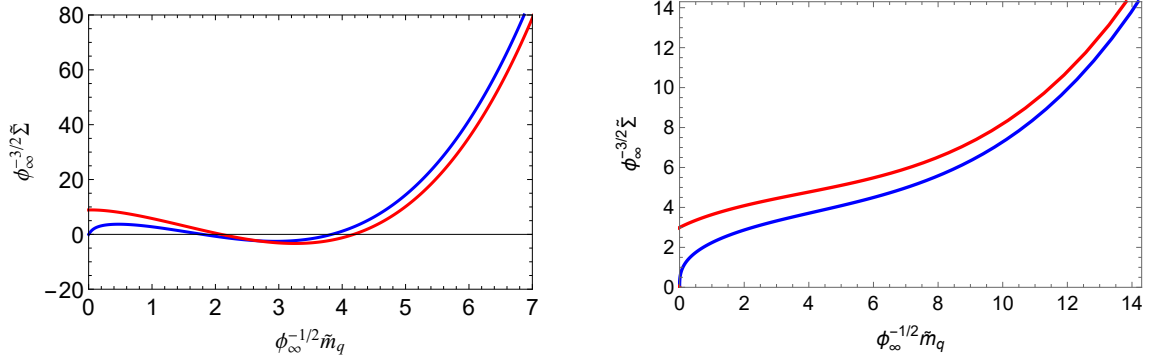


Figure 5. Left: The dimensionless condensate $\phi_\infty^{-3/2} \tilde{\Sigma}$ as a function of the dimensionless quark mass $\phi_\infty^{-1/2} \tilde{m}_q$ for models of type I, blue line are the results for $a_0 = 2.8$, while red line for $a_0 = 3.5$. Right: The dimensionless condensate $\phi_\infty^{-3/2} \tilde{\Sigma}$ as a function of the dimensionless quark mass $\phi_\infty^{-1/2} \tilde{m}_q$ for models of type II, blue line are the results for $a_0 = 5.6$, while red line for $a_0 = 6.5$.

description of the meson spectrum in the vectorial sector. As described in subsection 3.4, models of type I (type II) lead to spontaneous chiral symmetry breaking when $a_0 \geq 2.97$ ($a_0 \geq 5.6$). For models of type I (type II) we choose $a_0 = 3.5$ ($a_0 = 6.5$), corresponding to $\phi_\infty^{-3/2} \tilde{\Sigma}/(2\zeta) = 8.8988$ ($\phi_\infty^{-3/2} \tilde{\Sigma}/(2\zeta) = 5.4367$), see Fig. 3. In the next section we will see that these parameter choices allows us to obtain good results for the meson spectrum in the scalar sector.

Considering the relation between the parameter \tilde{c}_3 and the rescaled chiral condensate, $\tilde{c}_3 = \tilde{\Sigma}/(2\zeta)$ [45], where $\zeta = \sqrt{N_c}/(2\pi)$ [50], and recalling the definition $\tilde{\Sigma} = \sqrt{\lambda} \langle \bar{q}q \rangle$, we obtain the relation

$$\phi_\infty^{-3/2} \frac{\sqrt{\lambda} \langle \bar{q}q \rangle}{2\zeta} = \phi_\infty^{-3/2} \tilde{c}_3. \quad (3.24)$$

For fixed ϕ_∞ and a_0 , different choices of the parameter λ lead to different values for the chiral condensate $\langle \bar{q}q \rangle$. We fix the parameter λ separately for each type of model in order to obtain good results for the meson spectrum in the axial-vector and pseudo-scalar sector; namely in order to avoid crossings between the fundamental and excited states in the axial and pseudo-scalar sector λ has to be above some critical value that depends of each model type.

For the models of type IA, IB, IIA and IIB we choose $\lambda = 160$, $\lambda = 380$, $\lambda = 60$ and $\lambda = 413$ respectively. These choices of parameters lead to $\langle \bar{q}q \rangle = (0.245 \text{ GeV})^3$ for model IA, $\langle \bar{q}q \rangle = (0.283 \text{ GeV})^3$ for models IB and IIA and $\langle \bar{q}q \rangle = (0.205 \text{ GeV})^3$ for model IIB. These results are of the same order as those obtained in lattice QCD, see for instance [52–55].

Table 2 summarizes our choice of parameters for the four different type of models. Finally, the only remaining parameter in our models is the (current) quark mass m_q . In the next section we will initially treat m_q as a free parameter so that we can investigate the evolution from the chiral limit $m_q = 0$ to the heavy quark regime (large m_q). For the scalar, axial-vector and pseudo-scalar mesons it will be necessary to fix m_q close to the physical quark mass in order to compare our results for the masses and decay constants against experimental data and other results available in the literature.

Parameter	Model IA	Model IB	Model IIA	Model IIB
a_0	3.5	3.5	6.5	6.5
ϕ_∞	$(0.388 \text{ GeV})^2$	$(0.388 \text{ GeV})^2$	$(0.388 \text{ GeV})^2$	$(0.388 \text{ GeV})^2$
λ	160	380	60	413

Table 2. Parameters in the four different models fixed in order to reproduce the meson spectrum.

4 Meson spectrum

In this section we calculate the masses of mesons in the vectorial, scalar, axial and pseudo-scalar sector. First we obtain the 5d differential equations for the tachyonic and gauge field perturbations. Decomposing these perturbations into irreducible representations of the Lorentz group we identify the normalizable solutions with the wave functions representing mesons in the 4d field theory. In the vectorial, scalar and axial sector we recast the differential equations in a Schrödinger form and find the squared masses as the energy eigenvalues in the Schrödinger problem. For the pseudo-scalar mesons the spectrum will be obtained by solving directly the coupled differential equations satisfied by the normalizable modes.

4.1 Expanding the action

Since the background gauge fields are zero we can expand trivially around it and consider the fluctuations $A_m^{(L/R)}$. It is convenient to rewrite those fluctuations in terms of vectorial and axial gauge fields

$$A_m^{(L/R)} = V_m \pm A_m. \quad (4.1)$$

On the other hand, the tachyon field has a non-trivial background solution and we can expand around it as

$$2X = e^{2i\pi}(v + S), \quad (4.2)$$

where $\pi = \pi^c T^c$ and S is a real scalar field. Note that the fields π^c transform as a triplet in the adjoint representation of $SU(2)$. They will give rise to a description of 4d pions whereas the field S will correspond to scalar mesons. We expand the action (3.1) using (4.1) and (4.2). The expansion can be written as

$$S = S_0 + S_1 + S_2 + \dots, \quad (4.3)$$

where

$$\begin{aligned}
S_0 &= - \int d^4x \int dz e^{3A_s - a} \left[\frac{1}{2} (\partial_z v)^2 + e^{2A_s} U(v) \right], \\
S_1 &= - \int d^4x \int dz e^{3A_s - a} \left[(\partial_z v) (\partial_z S) + e^{2A_s} \frac{dU}{dv} S \right], \\
S_2 &= - \int d^4x \int dz \left\{ e^{3A_s - a} \left[\frac{1}{2} (\partial_{\hat{m}} S)^2 + \frac{1}{2} e^{2A_s} \frac{d^2 U}{dv^2} S^2 \right] \right. \\
&\quad \left. + \frac{1}{g_5^2} e^{A_s - b} \left[\frac{1}{4} v_{\hat{m}\hat{n}}^a{}^2 + \frac{1}{4} a_{\hat{m}\hat{n}}^a{}^2 + \frac{\beta}{2} (\partial_{\hat{m}} \pi^a - A_{\hat{m},a})^2 \right] \right\}. \quad (4.4)
\end{aligned}$$

where

$$\beta \equiv e^{2A_s+b-a} g_5^2 v^2. \quad (4.5)$$

The indices (\hat{m}, \hat{n}) correspond to coordinates in the 5d flat metric $\eta_{\hat{m}\hat{n}}$ and the index $c = (1, 2, 3)$ corresponds to the adjoint representation of the $SU(2)$ flavour group. The actions S_0 and S_1 become surface terms after replacing the tachyon field equation in (3.8).

The action S_2 is responsible for the dynamics of the field fluctuations S , $V^{\hat{m},c}$, $A^{\hat{m},c}$ and π^c . The variation of S_2 can be written as

$$\delta S_2 = \delta S_2^{Bulk} + \delta S_2^{Bdy}. \quad (4.6)$$

The bulk term δS_2^{Bulk} can be written as

$$\begin{aligned} \delta S_2^{Bulk} = & \int d^4x \int dz \left\{ e^{3A_s-a} \delta S \left[e^{a-3A_s} \partial_{\hat{m}} (e^{3A_s-a} \partial^{\hat{m}} S) - e^{2A_s} \frac{d^2 U}{dv^2} S \right] \right. \\ & + \frac{1}{g_5^2} \delta V_{\hat{n}}^c \partial_{\hat{m}} (e^{A_s-b} v_c^{\hat{m}\hat{n}}) + \frac{1}{g_5^2} e^{A_s-b} \delta A_{\hat{n}}^c \left[e^{b-A_s} \partial_{\hat{m}} (e^{A_s-b} a_c^{\hat{m}\hat{n}}) \right. \\ & \left. \left. + \beta (\partial^{\hat{m}} \pi^c - A^{\hat{m},c}) \right] + \frac{1}{g_5^2} \delta \pi^c \partial_{\hat{m}} \left[e^{A_s-b} \beta (\partial^{\hat{m}} \pi^c - A^{\hat{m},c}) \right] \right\}. \end{aligned} \quad (4.7)$$

The boundary term δS_2^{Bdy} can be written as

$$\begin{aligned} \delta S_2^{Bdy} = & - \int d^4x \int dz \partial_{\hat{m}} \left\{ e^{3A_s-a} (\partial^{\hat{m}} S) \delta S + \frac{1}{g_5^2} e^{A_s-b} v_c^{\hat{m}\hat{n}} \delta V_{\hat{n}}^c \right. \\ & \left. + \frac{1}{g_5^2} e^{A_s-b} a_c^{\hat{m}\hat{n}} \delta A_{\hat{n}}^c + \frac{1}{g_5^2} \beta e^{A_s-b} (\partial^{\hat{m}} \pi^c - A^{\hat{m},c}) \delta \pi^c \right\}. \end{aligned} \quad (4.8)$$

Imposing periodic boundary conditions in the x^μ coordinates we end up with a boundary term in the z coordinate:

$$\begin{aligned} \delta S_2^{Bdy} = & - \int d^4x \left\{ e^{3A_s-a} (\partial_z S) \delta S + \frac{1}{g_5^2} e^{A_s-b} v_c^{\hat{z}\hat{\mu}} \delta V_{\hat{\mu}}^c \right. \\ & \left. + \frac{1}{g_5^2} e^{A_s-b} a_c^{\hat{z}\hat{\mu}} \delta A_{\hat{\mu}}^c + \frac{1}{g_5^2} \beta e^{A_s-b} (\partial^{\hat{z}} \pi^c - A^{\hat{z},c}) \delta \pi^c \right\}_{z=\epsilon}^{z \rightarrow \infty}. \end{aligned} \quad (4.9)$$

The quadratic behaviour $\Phi(z) \sim z^2$ at large z implies that the terms with couplings $\exp(-a)$ and $\exp(-b)$ vanish exponentially in the limit $z \rightarrow \infty$. Imposing also Dirichlet boundary conditions at $z = \epsilon$ one guarantees the vanishing of (4.9).

The vanishing of δS_2 then implies the condition $\delta S_2^{Bulk} = 0$ for the bulk term. This leads to the field equations

$$\begin{aligned} e^{a-3A_s} \partial_{\hat{m}} \left(e^{3A_s-a} \partial^{\hat{m}} S \right) - e^{2A_s} \frac{d^2 U}{dv^2} S &= 0, \\ \partial_{\hat{m}} \left[e^{A_s-b} \beta (\partial^{\hat{m}} \pi^a - A^{\hat{m},a}) \right] &= 0, \\ \partial_{\hat{m}} \left(e^{A_s-b} v_a^{\hat{m}\hat{n}} \right) &= 0, \\ e^{b-A_s} \partial_{\hat{m}} \left(e^{A_s-b} a_a^{\hat{m}\hat{n}} \right) + \beta (\partial^{\hat{n}} \pi - A^{a,\hat{n}}) &= 0. \end{aligned} \quad (4.10)$$

Note that the action and field equations are invariant under the vectorial gauge symmetry

$$V^{\hat{m},c} \rightarrow V^{\hat{m},c} - \partial^{\hat{m}} \lambda_V^c, \quad (4.11)$$

and the (residual) axial gauge symmetry

$$A^{\hat{m},c} \rightarrow A^{\hat{m},c} - \partial^{\hat{m}} \lambda_A^c, \quad \pi^c \rightarrow \pi^c - \lambda_A^c. \quad (4.12)$$

The gauge fields can be decomposed as $V_{\hat{m}} = (V_z, V_{\hat{\mu}})$, $A_{\hat{m}} = (A_z, A_{\hat{\mu}})$ and also the derivatives $\partial_{\hat{m}} = (\partial_z, \partial_{\hat{\mu}})$. The vectorial gauge symmetry in (4.11) allows us to set $V_z = 0$ whilst the residual axial gauge symmetry in (4.12) can be used to set $A_z = 0$. The 4d vectors $V_{\hat{\mu}}$ and $A_{\hat{\mu}}$ admit also the Lorentz decomposition

$$V_{\hat{\mu},c} = V_{\hat{\mu},c}^\perp + \partial_{\hat{\mu}} \xi^c, \quad A_{\hat{\mu},c} = A_{\hat{\mu},c}^\perp + \partial_{\hat{\mu}} \varphi^c. \quad (4.13)$$

The scalar fields ξ^c are not dynamical and can be set to zero. Using these results the 5d equations (4.10) become the set of independent field equations

$$\left[\partial_z + 3A'_s - a' \right] \partial_z S + \square S - e^{2A_s} \frac{d^2 U}{dv^2} S = 0 \quad (\text{scalar sector}), \quad (4.14)$$

$$\left[\partial_z + A'_s - b' \right] \partial_z V_{\perp}^{\hat{\mu},c} + \square V_{\perp}^{\hat{\mu},c} = 0 \quad (\text{vectorial sector}), \quad (4.15)$$

$$\left[\partial_z + A'_s - b' \right] \partial_z A_{\perp}^{\hat{\mu},c} + \square A_{\perp}^{\hat{\mu},c} - \beta A_{\perp}^{\hat{\mu},c} = 0 \quad (\text{axial sector}), \quad (4.16)$$

$$\begin{aligned} \left[\partial_z + A'_s - b' \right] \partial_z \varphi^c + \beta (\pi^c - \varphi^c) &= 0, \\ -\partial_z \square \varphi^c + \beta \partial_z \pi^c &= 0 \quad (\text{pseudo-scalar sector}), \end{aligned} \quad (4.17)$$

Note that the coupled differential equations in (4.17) for the pseudo-scalar sector can be combined into the single differential equation

$$\partial_z \left[\partial_z + A'_s - b' + (\ln \beta)' \right] \Pi^c + (\square - \beta) \Pi^c = 0, \quad (4.18)$$

where we have defined $\Pi^c \equiv \partial_z \pi^c$.

4.2 Vector mesons

Let us start with the equation of motion describing the vector mesons, i.e., Eq. (4.15). Considering the Fourier transform on V_{μ} , $V_{\mu}(x^{\mu}, z) \rightarrow V_{\mu}(k^{\mu}, z)$, then, setting $\square \rightarrow m_V^2$, the resulting equation may be rewritten in the Schrödinger-like form through the transformation $V_{\mu} = \eta_{\mu} e^{-B_V} \psi_{v_n}$, where $2B_V = A_s - b$ and η_{μ} is a (transverse) polarisation vector. The Schrödinger-like equation reads

$$-\partial_z^2 \psi_{v_n} + V_V \psi_{v_n} = m_V^2 \psi_{v_n}, \quad (4.19)$$

where the potential is given by

$$V_V = (\partial_z B_V)^2 + \partial_z^2 B_V. \quad (4.20)$$

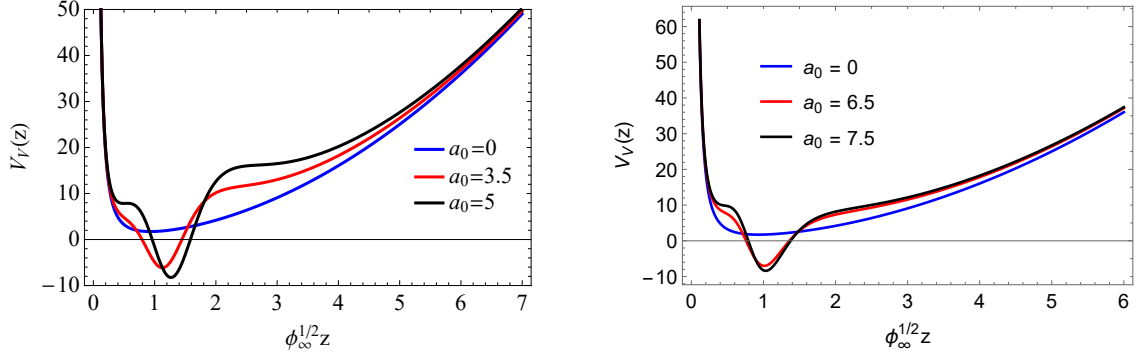


Figure 6. Left: The potential of the Schrödinger-like equation for selected values of a_0 for models of type I. As can be seen, increasing a_0 the potential becomes negative. Right: The same as left panel for models of type II

Firstly, let us consider Model IA where $b = a$. In this case the solution of the eigenvalue problem is obtained numerically. A plot of the potential (4.20) for different values of a_0 is displayed in the left panel of Fig. 6. In turn, our numerical results for the masses as a function of a_0 are displayed in left panel of Fig. 7 with solid lines. As can be seen, the mass is sensitive to the parameter a_0 , special attention requires the mass of the ground state which decreases with the increasing of a_0 , while the masses of the other states increase with the increasing of a_0 . It is worth mentioning that in the limit of zero a_0 , the results reduce to those obtained in the linear soft wall model displayed with dashed lines [12, 30, 45]. Note that the coupling a reduces to the negative dilaton profile in the limit of large a_0 . However, as explained in Ref. [48], the potential of the Schrödinger-like equation is insensitive to the signal of the dilaton field, meaning that the spectrum will not change in relation to the original soft wall model. Instead, the longitudinal fluctuation of the field V_μ will give rise to a massless state. In turn, in the model we are working with a massless mode arises naturally by solving the Schrödinger-like equation in the region of large a_0 . This parameter controls the minimum of the potential well, see left panel of Fig. 6, opening the possibility to the emergence of this state as can be seen in the left panel of Fig. 7. Whatsoever the origin of the massless mode is, it is a non-physical state and must be avoided. In the following analysis we choose $a_0 = 3.5$, such that the ground state is not so light.

On the other hand, working on Model IB where $a \neq b$. Here we consider the simplest case $b = \phi_\infty z^2$, while a is given by (3.13). Note that b is the dilaton field of the linear soft wall model. Hence, in this case the problem has exact solution [1]

$$m_V^2 = 4\phi_\infty(1 + n), \quad n = 0, 1, 2, \dots \quad (4.21)$$

The free parameter ϕ_∞ may be fixed by comparing the first state with the corresponding experimental result of the ρ meson [51], providing us with the value $\phi_\infty = (388 \text{ MeV})^2$. In Model IB the potential is given by $a_0 = 0$ in left panel of Fig. 6, while the mass as a function of a_0 are displayed in the left panel of Fig. 7 with dashed lines.

The above conclusions may be extended for models of type II, which is described by Eq. (3.15). For Model IIA, where $a = b$, the potential is displayed in the right panel of

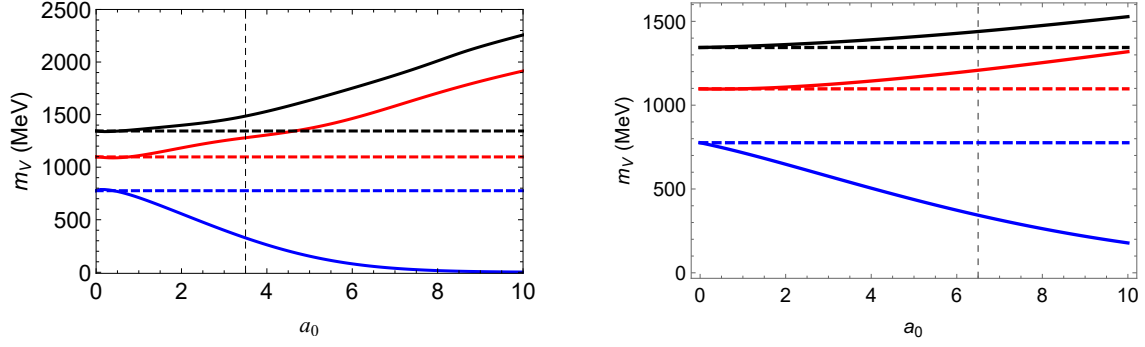


Figure 7. Left: Masses of vector mesons M_V as a function of the parameter a_0 for models of type I, solid lines represent the results for $a = b$ (model IA), while dashed lines for $a \neq b$ (model IB). Right: Masses of vector mesons M_V as a function of the parameter a_0 for models of type II. Solid lines represent the results for $a = b$ (model IIA), while dashed lines for $a \neq b$ (model IIB).

Fig. 6, while the mass as a function of a_0 in the right panel of Fig. 7. As can be seen, the main difference is that the mass of the ground states decreases slowly compared against the Model IA. Note also that the results for Model IIB ($b = \phi_\infty z^2$) are equal to results for Model IB.

Finally, considering $a_0 = 3.5$ for models of type I, and $a_0 = 6.5$ for models of type II we calculated the mass of the vector mesons. We display our results and compare them against results available in the literature in Table 3. As can be seen, excluding the ground state, our results are in agreement with experimental results available in particle data group (PDG) Ref. [56]. Note also that the results for Model IB are the same as the results for Model IIB.

n	Model IA ($a = b$)	Model IB ($a \neq b$)	Model IIA ($a = b$)	Model IIB ($a \neq b$)	GKK [12]	ρ experimental [56]
0	327	776	344	776	475	776 ± 1
1	1280	1097	1208	1097	1129	1282 ± 37
2	1486	1344	1439	1344	1429	1465 ± 25
3	1662	1552	1632	1552	1674	1720 ± 20
4	1823	1735	1802	1735	1884	1909 ± 30
5	2116	1901	1958	1901	2072	2149 ± 17
6	2250	2053	2104	2053	2243	2265 ± 40

Table 3. The mass of the vector mesons (in MeV) obtained in models of type I for $a_0 = 3.5$, models of type II for $a_0 = 6.5$, compared against the holographic models [12] and experimental results from PDG [56].

4.3 Scalar mesons

Let us move on to the scalar mesons which are described by Eq. (4.14). Considering the Fourier transform on $S(x^\mu, z)$, $S(x^\mu, z) \rightarrow S(k^\mu, z)$, then, replacing $\square \rightarrow m_s^2$, and

implementing the transformation $S = e^{-B_S \psi_{s_n}(z)}$, where $2B_S = 3A_s - a$, the equation (4.14) may be rewritten in the Schrödinger-like form

$$-\partial_z^2 \psi_{s_n} + V_S \psi_{s_n} = m_s^2 \psi_{s_n}, \quad (4.22)$$

where the potential is given by

$$V_S = (\partial_z B_S)^2 + \partial_z^2 B_S + e^{2A_s} \left(m_X^2 + \frac{3\lambda}{2} v^2(z) \right). \quad (4.23)$$

Note that the scaling symmetry of the tachyon differential equation arises here due to the product λv^2 in the potential. This means that the spectrum does not depend on λ but on \tilde{v} . However, as we have phenomenological motivations and fixed the parameters using different values for the quark condensate in the last part of Section 4.1, we keep the product λv^2 in (4.23). Moreover, the mass of the scalar mesons shall depend on the quark mass due to the presence of the tachyon field in the potential. For $\lambda = 0$, the potential (4.23) reduces to results available in the literature for the linear soft wall model, see for instance Ref. [15] (see also [11]). It is also interesting to notice that the parameter λ controls the minimum of the potential well, thus, increasing λ the mass of the states increase [45].

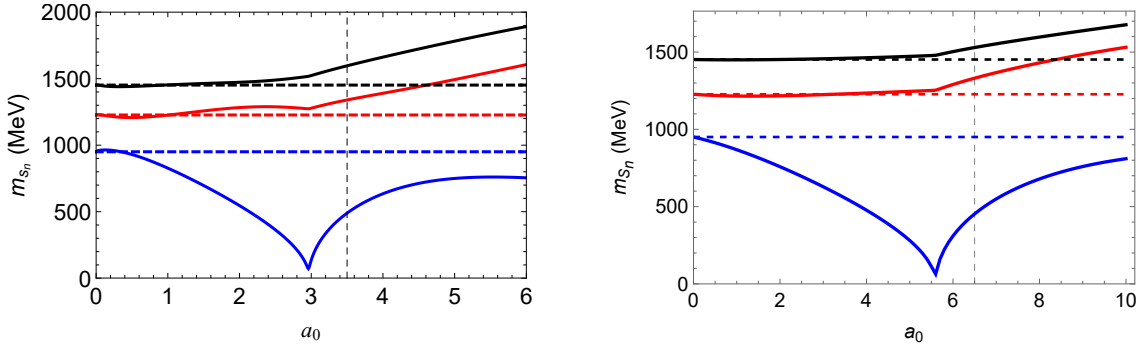


Figure 8. Left: The masses of scalar mesons as functions of the parameter a_0 . Solid lines represent the results for Models IA and IB, while dashed lines represent the results of the linear soft model. Right: The mass of the scalar mesons as a function of a_0 . Solid lines represent the results for Model IIA ($a = b$) and $\lambda = 60$, while dashed lines for Model IIB ($a \neq b$) and $\lambda = 413$. These results were obtained setting $m_q = 3.63 \times 10^{-4}$ MeV.

We realized that the mass of the scalar mesons depends on a_0 . A plot of the mass as a function of a_0 is displayed in the left panel of Fig. 8 for $m_q = 3.63 \times 10^{-4}$ MeV, where solid lines are the results for Models IA and IB, while dashed lines represent the result of the linear soft wall model given by Eq. (D.7). As can be seen, the mass of the ground state decreases with the increasing of a_0 up to a_{0c} , then, it increases with the increasing of a_0 . Thus, to avoid any lightest states in the scalar sector of models of type I we set $a_0 = 3.5$, represented by the vertical dashed line. In turn, the numerical results of the mass as a function of the quark mass are displayed in the left panel of Fig. 9, where solid lines are results for Model IA, while dashed lines results for Model IB. As can be seen, the mass increases with the increasing of the quark mass. Note that the states obtained in Model IA are heavier than the states obtained in Model IB.

n	Model IA ($a = b$)	Model IB ($a \neq b$)	Model IIA ($a = b$)	Model IIB ($a \neq b$)	BM [45]	f_0 experimental [56]
0	526	519	539	546	980	980 ± 10
1	1351	1349	1348	1350	1246	1350 ± 150
2	1600	1599	1540	1541	1466	1505 ± 6
3	1755	1755	1718	1719	1657	1724 ± 7
4	1904	1904	1881	1881	1829	1992 ± 16
5	2048	2048	2032	2032	1986	2103 ± 8
6	2185	2185	2174	2174	2132	2314 ± 25
7	2315	2315	2313	2313	2268	

Table 4. The masses of the scalar mesons (in MeV) obtained in the models of type I and models of type II, compared against the holographic model of Ref. [45], and experimental data from PDG [56]. To get these results we have considered $\lambda = 160$ for Model IA, and $\lambda = 380$ for Model IB, while the quark mass is $m_q = 9$ MeV and $m_q = 4.7$ MeV, respectively. For Model IIA we have considered $\lambda = 60$, while the quark mass is $m_q = 9.8$ MeV, and for Model IIB $\lambda = 413$ and $m_q = 26.8$ MeV.

The mass as a function of a_0 obtained in models of type II is displayed in the right panel of Fig. 8, where the results for Model IIA are represented with solid lines, and results for Model IIB with dashed lines. As can be seen, the mass of the ground state decreases with the increasing of a_0 up to a_{0c} , then, it increases with a_0 . This behavior motivated us to the choice $a_0 = 6.5$ to avoid the lightest state, as we did in models of type I. Finally, the mass as a function of the quark mass is displayed in the right panel of Fig. 9, results for Model IIA are represented with solid line, while for Model IIB with dashed lines. As can be seen, the mass increases with the increasing of the quark mass. These results are in agreement with the results obtained in Ref. [45], where the nonlinear extension of the soft wall model was investigated.

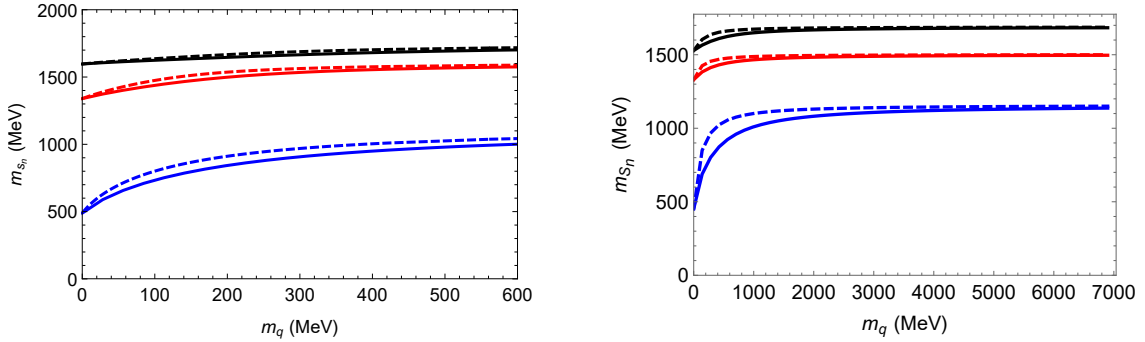


Figure 9. The mass of the scalar mesons as a function of the quark mass. Solid lines represent the results for Model IA ($a = b$) and $\lambda = 160$, while dashed lines for Model IB ($a \neq b$) and $\lambda = 380$, and we set $a_0 = 3.5$. Right: The mass of the scalar mesons as a function of the quark mass. Solid lines represent the results for Model IIA ($a = b$) and $\lambda = 60$, while dashed lines for Model IIA ($a \neq b$) and $\lambda = 413$, and we set $a_0 = 6.5$.

On the other hand, we do not find instabilities in the physical region, i.e., $m_q > 0$, as

was previously reported in the spectrum of the scalar mesons in extensions of the linear soft wall model [30] (see also [20, 45]). Once we have fixed the parameters we may calculate the spectrum provided by the holographic models and compare the results against the data available in the literature. In Table 4 we write our results for Model IA setting $m_q = 9$ MeV, Model IB setting $m_q = 4.7$ MeV, Model IIA setting $m_q = 9.8$ MeV, and Model IIB setting $m_q = 26.8$ MeV. Each particular choice of the quark masses will be justified below, and we will see that these values are in agreement with the pion mass in the pseudoscalar mesons.

4.4 Axial-vector mesons

The axial-vector mesons are described by Eq. (4.16). Considering the Fourier transform on $A_\perp^\mu(x^\mu, z)$, $A_\perp^\mu(x^\mu, z) \rightarrow A_\perp^\mu(k^\mu, z)$, then, replacing $\square \rightarrow m_{A_n}^2$, one may write the Schrödinger-like equation by redefining the axial-vector field as $A_\mu = \eta_\mu e^{-B_A} \psi_{a_n}$, where $2B_A = A_s - b$ and η_μ a polarisation vector, thus, we get

$$-\partial_z^2 \psi_{a_n} + V_A \psi_{a_n} = m_{A_n}^2 \psi_{a_n}, \quad (4.24)$$

where the potential is given by

$$V_A = (\partial_z B_A)^2 + \partial_z^2 B_A + \beta, \quad (4.25)$$

where $\beta = g_5^2 v^2 e^{2A_s + b - a}$. Note that the potential do depends explicitly on the functions a and b but not on λ . Analogous to what we have done before, we solve the eigenvalue problem numerically. Our numerical results of the mass as a function of a_0 are displayed in the left panel of Fig. 10 for Model IA ($a = b$) with solid lines and Model IB ($a \neq b$) with dashed lines for $m_q = 3.63 \times 10^{-4}$ MeV. As can be seen, the mass decreases with a_0 , these results are equivalents to the results obtained in the vector sector. This conclusion is justified because β goes to zero in the limit of zero v reducing the potential $V_A = V_V$, meaning that the vector and axial-vector states are degenerate. In turn, the mass as a function of a_0 for models of type II is displayed in the right panel of Fig. 10, where solid lines are results for Model IIA, while dashed lines results for Model IIB. These results were also obtained setting $m_q = 3.63 \times 10^{-4}$ MeV.

Having fixed the parameter $a_0 = 3.5$ for models of type I, one may calculate the mass solving the eigenvalue problem numerically. Thus, the mass as a function of the quark mass is displayed in the left panel of Fig. 11, results for Model IA are represented with solid lines, while results for Model IB with dashed lines. As can be seen, the mass increases with the increasing of the quark mass. However, note that the resonances are less sensitive to the quark mass. These conclusions are also true for the results obtained in models of type II. These results are in agreement with the results obtained in Ref. [45].

Finally, once we have fixed the parameters we may calculate the spectrum provided by the holographic models and compare them against the results available in the literature. In Table 5 we write our results for Model IA setting $m_q = 9$ MeV, Model IB setting $m_q = 4.7$ MeV, Model IIA setting $m_q = 9.8$ MeV, and Model IIB setting $m_q = 26.8$ MeV. Each particular choice of the quark masses will be justified below, and we will see that these values are in agreement with the pion mass. We see that the ground state provided by Model IB

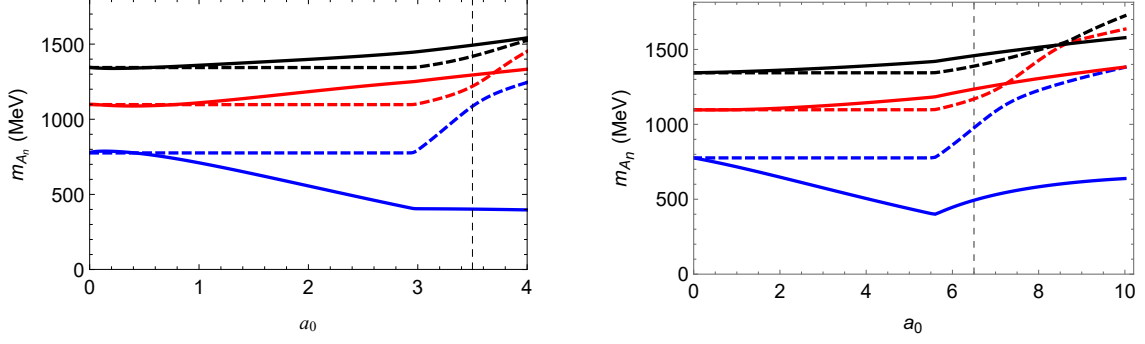


Figure 10. Left: The mass of the axial-vector mesons as a function of a_0 . Solid lines represent the results for Model IA ($a = b$) and $\lambda = 160$, while dashed lines for Model IB ($a \neq b$) and $\lambda = 380$. Right: The mass of the axial-vector mesons as a function of a_0 . Solid lines represent the results for Model IIA ($a = b$) and $\lambda = 60$, while dashed lines for Model IIB ($a \neq b$) and $\lambda = 413$. These results were obtained setting $m_q = 3.63 \times 10^{-4}$ MeV.

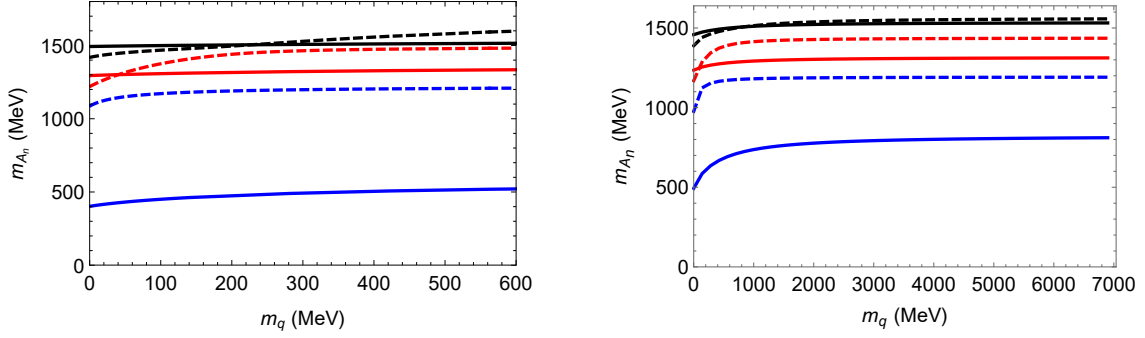


Figure 11. The mass of the axial-vector mesons as a function of the quark mass. Solid lines represent the results for Model IA ($a = b$) and $\lambda = 160$, while dashed lines for Model IB ($a \neq b$) and $\lambda = 380$, and we set $a_0 = 3.5$. Right: The mass of the axial-vector mesons as a function of the quark mass. Solid lines represent the results for Model IIA ($a = b$) and $\lambda = 60$, while dashed lines for Model IIB ($a \neq b$) and $\lambda = 413$, and we set $a_0 = 6.5$.

and Model IIB are heavier than the corresponding states provided by Model IA and Model IIA.

4.5 Pseudoscalar mesons

We now focus in the pseudoscalar sector. As we did in previous subsections, we may rewrite the coupled differential equations (4.18) in the Schrödinger-like form. However, we realized that the lightest state is very sensitive numerically, for that reason we change our strategy and solve the coupled differential equations (4.18) directly. Introducing the Fourier transform $\pi(x, z) \rightarrow \pi(k, z)$ and $\varphi(x, z) \rightarrow \varphi(k, z)$, then, replacing $\square \rightarrow m_{\pi_n}^2$ in Eq. (4.18) we get

$$\begin{aligned} \left[\partial_z + A'_s - b' \right] \partial_z \varphi + \beta(\pi - \varphi) &= 0, \\ -m_{\pi_n}^2 \partial_z \varphi + \beta \partial_z \pi &= 0, \end{aligned} \quad (4.26a)$$

n	Model IA ($a = b$)	Model IB ($a \neq b$)	Model IIA ($a = b$)	Model IIB ($a \neq b$)	GKK [12]	a_1 experimental [56]
0	409	1098	525	1105	1185	1230 ± 40
1	1296	1231	1242	1261	1591	1647 ± 22
2	1494	1423	1463	1431	1900	1930^{+30}_{-70}
3	1669	1625	1651	1625	2101	2096 ± 122
4	1828	1797	1817	1798	2279	2270^{+55}_{-40}
5	1978	1950	1970	1954		
6	2316	2092	2114	2100		

Table 5. The masses of the axial-vector mesons (in MeV) obtained in the models of type I and models of type II, compared against the holographic model of [12] and experimental data [56]. We have considered $\lambda = 160$ for Model IA, and $\lambda = 380$ for Model IB, while the quark mass is $m_q = 9$ MeV and $m_q = 4.7$ MeV, respectively. For Model IIA we have considered $\lambda = 60$, while the quark mass is $m_q = 9.8$ MeV, and for Model IIB $\lambda = 413$ and $m_q = 26.8$ MeV.

where $\beta = g_5^2 v^2 e^{2A_s+b-a}$. The eigenvalue problem is solved numerically using the shooting method. Our results for the mass as a function of a_0 are displayed in the left panel of Fig. 12, where results for Model IA are represented with solid lines, while results for Model IB with dashed lines, we set $m_q = 3.63 \times 10^{-4}$ MeV. As can be seen, the mass of the ground state decreases with the increasing of a_0 up to a_{0c} , then, it lies small, representing the Nambu-Goldstone boson arising for $a_0 \geq a_{0c}$. Note that we are looking for this state for that reason we fixed the value of the quark mass close to the chiral limit. In turn, the resonances have a different behavior with the increasing of a_0 . The same conclusions are true for models of type II, displayed in the right panel of Fig. 12, where solid lines represent results for Model IIA, while dashed lines results for Model IIB. The lightest state arises for $a_0 \geq a_{0c}$.

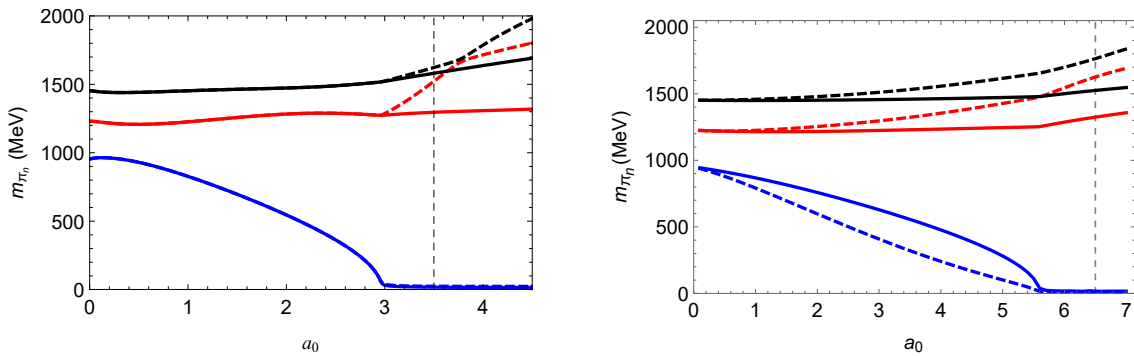


Figure 12. Left: The mass of the pseudoscalar mesons as a function of a_0 . Solid lines represent the results for Model IA ($a = b$) and $\lambda = 160$, while dashed lines for Model IB ($a \neq b$) and $\lambda = 380$. Right: The mass of the pseudoscalar mesons as a function of a_0 . Solid lines represent the results for Model IIA ($a = b$) and $\lambda = 60$, while dashed lines for Model IIB ($a \neq b$) and $\lambda = 413$. These results were obtained setting $m_q = 3.63 \times 10^{-4}$ MeV.

Therefore, the choice of the parameter $a_0 = 3.5$ for models of type I is well justified by the scalar sector (avoiding the lightest state) since we always have a lightest state in the pseudoscalar sector for $a_0 \geq a_{0c}$. This conclusion is also true for models of type II, where we have fixed $a_0 = 6.5$. Then, one may calculate the mass solving the eigenvalue problem numerically as we did in the other sectors. Thus, the mass as a function of the quark mass is displayed in the left panel of Fig. 13, where results for Model IA are represented with solid lines, while results for Model IB are represented with dashed lines. As can be seen, the mass of the ground state is zero in the chiral limit, while the masses of the resonances are finite. The mass increases with the increasing of the quark mass. However, note that the resonances are less sensitive to the quark mass. These conclusions are also true for results obtained in models of type II.

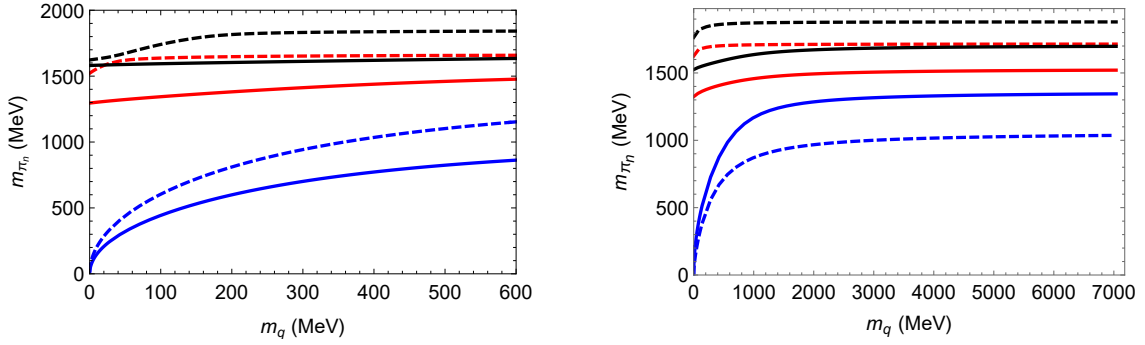


Figure 13. The mass of the pseudoscalar mesons as a function of the quark mass. Solid lines represent the results for Model IA ($a = b$) and $\lambda = 160$, while dashed lines for Model IB ($a \neq b$) and $\lambda = 380$, and we set $a_0 = 3.5$. Right: The mass of the pseudoscalar mesons as a function of the quark mass. Solid lines represent the results for Model IIA ($a = b$) and $\lambda = 60$, while dashed lines for Model IIB ($a \neq b$) and $\lambda = 413$, and we set $a_0 = 6.5$.

Finally, we calculate the spectrum provided by the holographic models and compare them against the results available in the literature. In Table 6 we write our results for Model IA setting $m_q = 9$ MeV, Model IB setting $m_q = 4.7$ MeV, Model IIA setting $m_q = 9.8$ MeV, and Model IIB setting $m_q = 26.8$ MeV. Each particular choice of the quark masses are justified because we want the pion mass. Note that these values for the quark mass are small.

So far, we found a consistent description of spontaneous chiral symmetry breaking because the vacuum expectation value is nonzero in the chiral limit, and a Nambu-Goldstone state arises in the spectrum of the pseudoscalar sector, which is consistent with the pion. However, there are two additional test of consistency we want to show, the decay constant and the Gell-Mann-Oakes-Renner (GOR) relation.

5 Decay constants

To complement the analysis presented above, we now calculate the decay constants. Details on the derivation are presented in Appendix C (see also Ref. [23] for a similar derivation

n	Model IA ($a = b$)	Model IB ($a \neq b$)	Model IIA ($a = b$)	Model IIB ($a \neq b$)	KBK [57]	π experimental [56]
0	140	140	140	140	144	140
1	1301	1539	1338	1675	1557	1300 ± 100
2	1582	1626	1533	1819	1887	1816 ± 14
3	1739	1794	1713	1945	2090	2070
4	1890	1945	1877	2183	2270	2360
5	2036	2083	2028	2301	2434	
6	2175	2212	2170	2422	2586	

Table 6. The masses of the pseudoscalar mesons (in MeV) obtained in the models of type I and models of type II, compared against the soft wall model [1], the holographic model of [57] and experimental data [56]. We have considered $\lambda = 160$ for models of type I, and $\lambda = 380$ for models of type II, while the quark mass is $m_q = 9$ MeV and $m_q = 4.79$ MeV, respectively. For Model IIA we have considered $\lambda = 60$, while the quark mass is $m_q = 9.8$ MeV, and for Model IIB $\lambda = 413$ and $m_q = 26.8$ MeV.

in the holographic hard wall model and Ref. [45] in the nonlinear extension of the soft wall model).

5.1 Vector mesons

In holographic models for QCD, the decay constants are related to the normalization constants arising from the normalization solutions of the eigenvalue problems. Thus, the normalization condition for the vector mesons is given by

$$\int dz \psi_{v_m}(z) \psi_{v_n}(z) = \int dz e^{A_s - b} v_m(z) v_n(z) = \delta_{mn}, \quad (5.1)$$

where $A_s = -\ln z$ is the AdS warp factor, b the function depending on the dilaton, and v_n is the vector meson function related to the wave function through the transformation $v_n(z) = e^{-Bv} \psi_{v_n}(z)$, where ψ_{v_n} is solution of the Schrödinger equation (4.19). As detailed in Appendix C, the decay constants are given by Eq. (C.7). Thus, we may calculate the decay constants considering the asymptotic behavior of the coupling b in the UV, where it is always subleading compared against the warp factor. Hence, the decay constants of the vector mesons are given by

$$F_{v_n} = \lim_{\epsilon \rightarrow 0} \frac{e^{A_s - b}}{g_5} \partial_z v_n \Big|_{z=\epsilon} = \frac{2}{g_5} N_{v_n}, \quad (5.2)$$

where we have considered the normalisation constant N_{v_n} , which appears in the UV expansion of the vector mode, i.e. $v_n(z) = N_{v_n} z^2 + \dots$. Hence, the decay constants are proportional to the normalisation constants. Therefore, solving numerically the Schrödinger-like equation and using the normalization condition we are able to calculate the decay constants of the vector mesons. We display our numerical results of the decay constants as a function of a_0 in the left panel of Fig. 14, where solid lines represent results for Model IA, while

dashed lines results for Model IB. As can be seen, the results for Model IA have a peculiar behavior changing the hierarchy with the increasing of a_0 . Note that the results provided by Model IB do not change with a_0 . Basically, the results for Model IB are the same as the results obtained in the linear soft wall model. It is also worth pointing out that there is an analytic solution for the decay constants in the linear soft wall model that we derived in Appendix D.

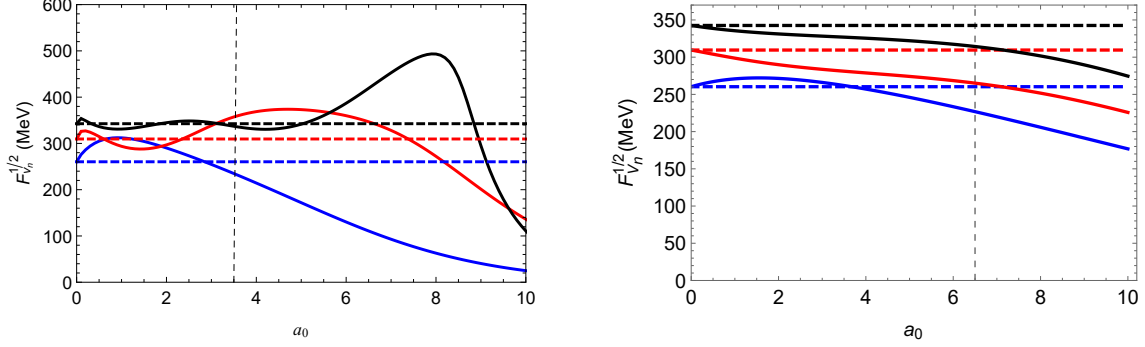


Figure 14. Left: Decay constants of the vector mesons as a function of a_0 obtained in models of type I, where solid lines represent results obtained in Model IA ($a = b$), while dashed lines represent results obtained Model IB ($a \neq b$). Right: The same as left panel for models of type II.

In turn, our numerical results for models of type II are displayed in the right panel of Fig. 14, where solid lines represent results for Model IIA, while dashed line results for Model IIB. As can be seen, the decay constants obtained in Model IIA are smoothest than the results obtained in Model IA, meaning that the decay constants are sensitive to the form of the interpolation functions (3.13) and (3.15). Finally, we calculate the corresponding values of the decay constants setting $a_0 = 3.5$ for models of type I and $a_0 = 6.5$ for models of type II, the results are displayed in Table 7. As can be seen, there is a change in the hierarchy in the results provided by Model IA, while the results provided by Model IB do not change its hierarchy. In turn, the hierarchy does not change in models of type II.

	Model IA ($a = b$)	Model IB ($a \neq b$)	Model IIA ($a = b$)	Model IIB ($a \neq b$)	SW [1]	Experimental [56]
$F_{V_0}^{1/2}$	235	260	226	260	261	346.2 ± 1.4
$F_{V_1}^{1/2}$	357	310	265	310		433 ± 13
$F_{V_2}^{1/2}$	337	343	314	343		

Table 7. The decay constants (in MeV) obtained in the models of type I and II, compared against the result obtained in the linear soft wall model [1] and experimental results of PDG [56]. To get these results we have considered $a_0 = 3.5$ for models of type I, and $a_0 = 6.5$ for models of type II.

5.2 Scalar mesons

We do implement a similar procedure for the scalar mesons. The normalization condition is given by the kinetic term related to scalar fluctuation of the Lagrangian (B.6), which is

$$\int dz \psi_{s_m}(z) \psi_{s_n}(z) = \int dz e^{3A_s - a} S_m(z) S_n(z) = \delta_{mn}. \quad (5.3)$$

Considering the UV expansion of the normalizable solution of $S_n(z)$, which is given by $S_n(z) = N_{s_n} z^3 + \dots$, here N_{s_n} is the normalization constant calculated by plugging the solution in (5.3). Thus, the decay constants are given by (C.7)

$$F_{s_n} = \zeta z e^{3A_s - a} \partial_z S_n \Big|_{z=\epsilon} = 3\zeta N_{s_n}. \quad (5.4)$$

As can be seen, the decay constants are related to the normalization constant. We display the results for the decay constants as a function of a_0 in the left panel of Fig. 15. As can be seen, the results for Model IA and Model IB are the same, for that reason we plot them with solid lines in this figure. This figure also shows that the hierarchy in certain intervals of the parameter a_0 changes. We highlight the vertical dashed line at $a_0 = 3.5$, because we fixed this parameter before. We also plot the analytic results obtained in the linear soft wall model (see Appendix D) with dashed lines. In turn, the corresponding results for models of type II are displayed in the right panel of Fig. 15. As can be seen, the hierarchy does not change with a_0 , and the results are smoothest than the results obtained in models of type I, we also highlight the vertical dashed line at $a_0 = 6.5$.

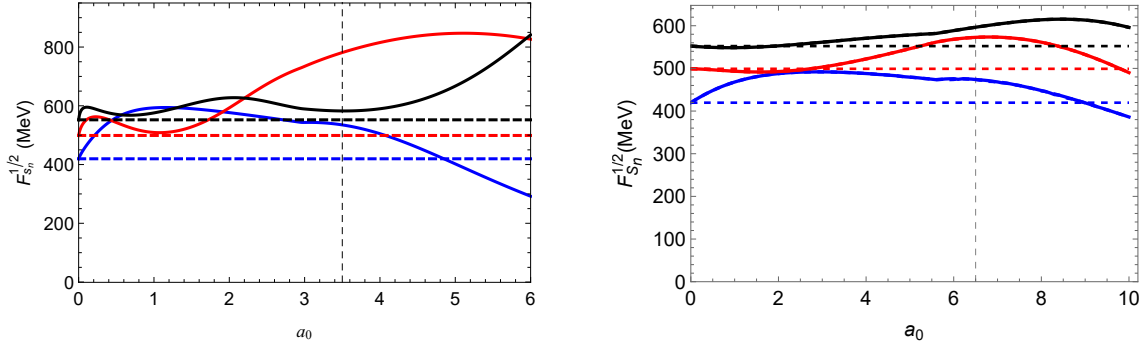


Figure 15. Left: The decay constants of the scalar mesons as a function of a_0 for models of type I. Right: The decay constants of the scalar mesons as a function of a_0 for models of type II. We get these results for $m_q = 3.63 \times 10^{-4}$ MeV in both Models. Dashed lines represent the analytic results obtained in the linear soft wall model, see Appendix D.

In turn, the decay constants as a function of the quark mass are displayed in the left panel of Fig. 16, where solid lines represent results for Model IA, while dashed lines represent results for Model IB. As can be seen, there is a change in the hierarchy in the chiral limit, this is in agreement with the left panel of Fig. 15 (see vertical dashed line). The decay constants decreases with the increasing of the quark mass, and restored in the region of heavy quarks. The corresponding results for models of type II are displayed in the

right panel of Fig. 16, where solid lines represent results for Model IIA, while dashed line results for Model IIB. We can see that the decay constants decreases with the increasing of the quark mass and there is a change in the hierarchy in the region of heavy quarks.

Finally, we calculate the decay constants at specific value of the parameters. For models of type I we set $a_0 = 3.5$, while for models of type II we set $a_0 = 6.5$. Then, we calculate the corresponding decay constants and display the results in Table 8. We considered $\lambda = 160$ for Model IA, and $\lambda = 380$ for Model IB, while the corresponding quark masses are: $m_q = 9$ MeV, and $m_q = 4.7$ MeV, respectively. For Model IIA we considered $\lambda = 60$, while the quark mass is $m_q = 9.8$ MeV, and for Model IIB $\lambda = 413$ and $m_q = 26.8$ MeV.

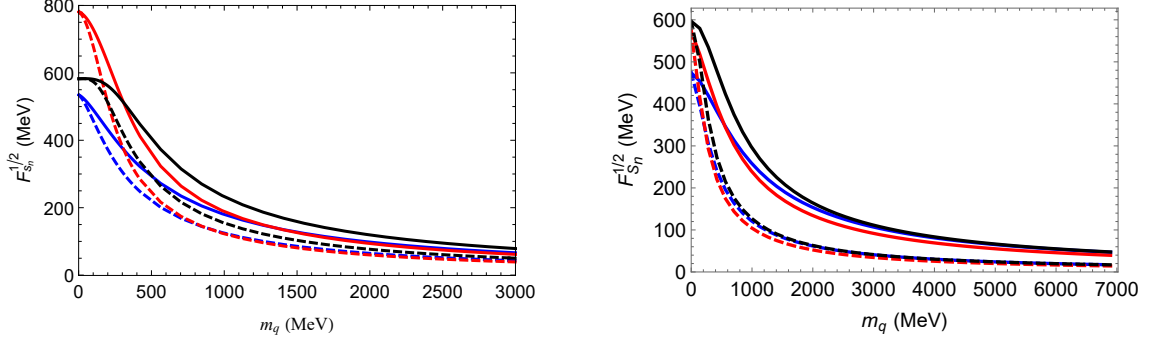


Figure 16. Left: The decay constants of the scalar mesons as a function of m_q , where solid lines represent the results for Model IA ($\lambda = 160$), while dashed dashed lines for Model IB ($\lambda = 380$). Right: The decay constants of the scalar mesons as a function of m_q , where solid lines represent the results for Model IIA ($\lambda = 60$), while dashed dashed lines for Model IIB ($\lambda = 413$).

	Model IA ($a = b$)	Model IB ($a \neq b$)	Model IIA ($a = b$)	Model IIB ($a \neq b$)	SW [1]	QCD Results [58]
$F_{s_0}^{1/2}$	532.7	533.2	470.4	426.6	420	425.3
$F_{s_1}^{1/2}$	779.7	780.1	561.1	465.7	499	
$F_{s_2}^{1/2}$	582.5	582.5	595.8	544.5	552	

Table 8. The decay constants of the scalar mesons (in MeV) obtained in models of type I and II, compared against the result obtained in the linear soft wall model [1] and the result obtained in QCD [58]. To get these results we have considered $\lambda = 160$ for Model IA, and $\lambda = 380$ for Model IB, while the quark masses are $m_q = 9$ MeV and $m_q = 4.7$ MeV, respectively. For Model IIA we have considered $\lambda = 60$, while the quark mass is $m_q = 9.8$ MeV, and for Model IIB $\lambda = 413$ and $m_q = 26.8$ MeV.

5.3 Axial-vector mesons

On the other hand, we follow the same procedure for the axial-vector mesons, where the normalization condition is given by

$$\int dz \psi_{a_m}(z) \psi_{a_n}(z) = \int dz e^{A_s - b} a_m(z) a_n(z) = \delta_{mn}, \quad (5.5)$$

where $a_n(z) = e^{-B_A} \psi_{a_n}(z)$ is the axial-vector field. Considering the UV expansion of $a_n(z)$, which is given by $a_n(z) = N_{a_n} z^2 + \dots$, where N_{a_n} is the normalization constant, while ψ_{a_n} is the solution of the Schrödinger-like equation (4.24). Thus, plugging these expressions in (C.7) we get the decay constants

$$F_{a_n} = \lim_{\epsilon \rightarrow 0} \frac{e^{A_s - b}}{g_5} \partial_z a_n \Big|_{z=\epsilon} = \frac{2}{g_5} N_{a_n}. \quad (5.6)$$

Hence, the problem of finding decay constants has been reduced to the calculation of normalization constants. Our numerical results for the decay constants as a function of a_0 are displayed in the left panel of Fig. 17, where solid lines represent results for Model IA, while dashed lines results for Model IB. As can be seen, the results for Model IA have a peculiar behavior changing the hierarchy with the increasing of a_0 . The results provided by Model IB do not change with a_0 up to $a_0 = a_{0c}$, then, they change faster than the results provided by Model IA. In turn, the results provided by models of type II, displayed in the right panel of Fig. 17, where results for Model IIA are represented by solid lines, while results for Model IIB with dashed lines. As can be seen, the results of Model IIA are smoothest than the results obtained in Model IA, while the results provided by Models IB and IIB change rapidly for $a_0 \geq a_{0c}$.

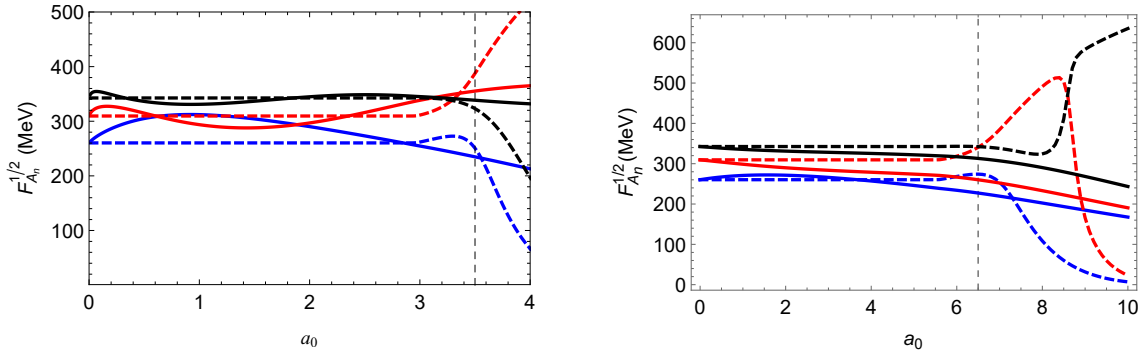


Figure 17. Left: The decay constants of the axial-vector mesons as a function of a_0 for models of type I, where solid lines represent Model IA ($\lambda = 160$), while dashed lines Model IB ($\lambda = 380$). Right: The decay constants of the axial-vector mesons as a function of a_0 for models of type II, where Solid lines represent Model IIA ($\lambda = 60$), while dashed lines Model IIB ($\lambda = 413$). We get these results for $m_q = 3.63 \times 10^{-4}$ MeV in both Models.

Having fixed the parameter $a_0 = 3.5$ for models of type I, we calculated the decay constants as a function of the quark mass. Our numerical results are displayed in the left panel of Fig. 18, where solid lines represent results for Model IA, while dashed lines for Model IB. As can be seen, the behavior of the decay constants is different for each state in the region of small quark mass. There is a change in the hierarchy of the second and third states in the chiral limit, which is in agreement with the results displayed in the left panel of Fig. 17. Then, the hierarchy is restored in the region of heavy quarks, where we have $F_{A_0}^{1/2} < F_{A_1}^{1/2} < F_{A_2}^{1/2}$, this result is in agreement with the results reported in Ref. [45]. In turn, the results obtained in models of type II are displayed in the right panel of Fig. 18,

where solid lines represent results for Model IIA, while dashed line for Model IIB. In the region of light quarks the hierarchy is preserved in Model IIA, while it changes in the region of heavy quarks, $F_{A_1}^{1/2} < F_{A_0}^{1/2} < F_{A_2}^{1/2}$. This is not true for Model IIB which preserve the hierarchy $F_{A_0}^{1/2} < F_{A_1}^{1/2} < F_{A_2}^{1/2}$ in the region of heavy quarks.

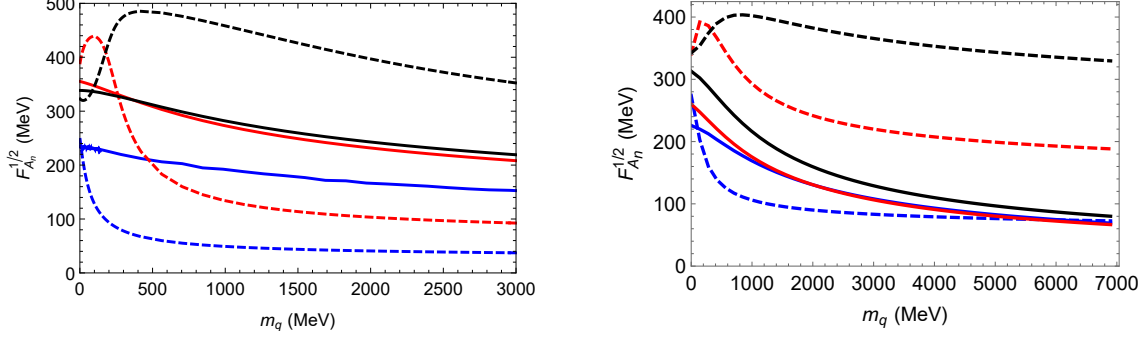


Figure 18. Left: The decay constants of the axial-vector mesons as a function of m_q , where solid lines represent the results for Model IA ($\lambda = 160$), while dashed lines for Model IB ($\lambda = 380$). Right: The decay constants of the axial-vector mesons as a function of m_q , where solid lines represent the results for Model IIA ($\lambda = 60$), while dashed lines for Model IIB ($\lambda = 413$).

Once the parameters were fixed, $a_0 = 3.5$ for models of type I, and $a_0 = 6.5$ for models of type II, we calculate the corresponding values of the decay constants and display the results in Table 9. We considered $\lambda = 160$ for Model IA, and $\lambda = 380$ for Model IB, while the corresponding quark masses are: $m_q = 9$ MeV, and $m_q = 4.7$ MeV, respectively. For Model IIA we considered $\lambda = 60$, while the quark mass is $m_q = 9.8$ MeV, and for Model IIB $\lambda = 413$ and $m_q = 26.8$ MeV.

	Model IA ($a = b$)	Model IB ($a \neq b$)	Model IIA ($a = b$)	Model IIB ($a \neq b$)	SW [1]	Experimental [56]
$F_{A_0}^{1/2}$	141.82	241	226.07	224.24	261	433 ± 13
$F_{A_1}^{1/2}$	324.10	395	257.12	386.50		
$F_{A_2}^{1/2}$	295.17	322	310.91	348.54		

Table 9. The decay constants of the axial-vector mesons (in MeV) obtained in models of type I and II, compared against the result obtained in the linear soft wall model [1] and experimental results of PDG [56]. These results were obtained considering $\lambda = 160$ for Model IA, and $\lambda = 380$ for Model IB, while the quark masses are $m_q = 9$ MeV and $m_q = 4.7$ MeV, respectively. For Model IIA we have considered $\lambda = 60$, while the quark mass is $m_q = 9.8$ MeV, and for Model IIB $\lambda = 413$ and $m_q = 26.8$ MeV.

5.4 Pseudo-scalar mesons

For the pseudoscalar mesons the normalization condition in terms of the scalar function $\varphi_n(z)$ is given by

$$\int_{\epsilon}^{\infty} dz \frac{e^{A_s-b}}{\beta(z)} (\partial_z \varphi_m) (\partial_z \varphi_n) = \frac{\delta_{mn}}{m_{\pi_n}^2}. \quad (5.7)$$

The prescription for calculating decay constants for the pion and their resonances was developed in [22] (see also [45]). Details on the derivation of this normalization condition in the holographic model we are working with are given in Appendix C. Thus, the decay constants are calculated using Eq. (C.7)

$$f_{\pi_n} = - \lim_{\epsilon \rightarrow 0} \frac{e^{A_s-b}}{g_5} \partial_z \varphi_n(z) \Big|_{z=\epsilon}. \quad (5.8)$$

Considering the UV expansion of the field $\varphi_n(z)$, which is given by $\varphi_n = -N_{\pi_n}(z^2 + \dots)$, where N_{π_n} is the normalization constant obtained from (5.7). Then, plugging this expression in (5.8) we get the result

$$f_{\pi_n} = \frac{2}{g_5} N_{\pi_n}. \quad (5.9)$$

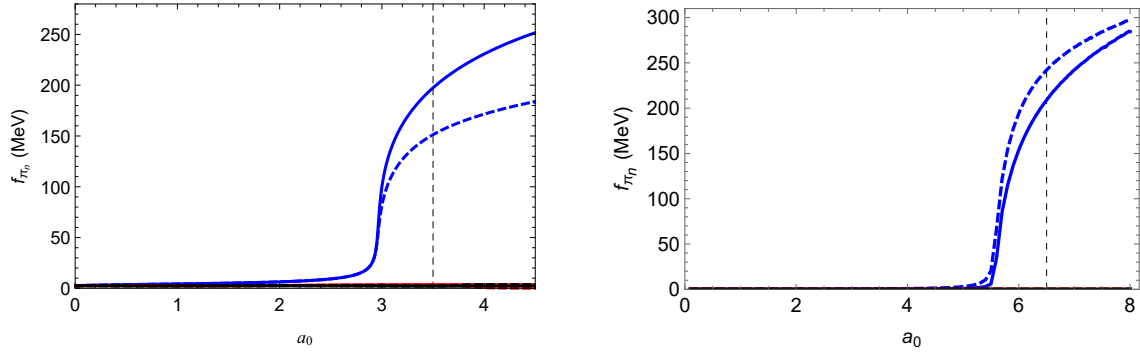


Figure 19. Left: The decay constants of the pseudoscalar mesons as a function of a_0 for models of type I, where solid lines represent Model IA ($\lambda = 160$), while dashed lines Model IB ($\lambda = 380$). Right: The decay constants of the pseudoscalar mesons as a function of a_0 for models of type II, where Solid lines represent Model IIA ($\lambda = 60$), while dashed lines Model IIB ($\lambda = 413$). We get these results for $m_q = 3.63 \times 10^{-4}$ MeV in both Models.

Once again, the problem of finding decay constants has been reduced to the calculation of normalization constants, as in the other cases. Our numerical results for the decay constants as a function of a_0 are displayed in the left panel of Fig. 19, where solid lines represent results for Model IA, while dashed lines results for Model IB, these results were obtained setting $m_q = 3.63 \times 10^{-4}$ MeV (close to the chiral limit). As can be seen, the results for Model IA are zero for $a_0 < a_{0_c}$. This means that we are calculating the decay constants for the resonances. This result is in agreement with the results obtained in Ref. [45], where no Nambu-Goldstone boson was not found. It is also worth pointing out that we recover the results reported in [45] in the limit of zero a_0 . Nevertheless, the decay constant of the ground state starts to grow up for values close to the critical value $a_0 \sim a_{0_c}$, meaning that

it will be finite for $a_0 \geq a_{0c}$. This is true for Models I and II. These results support our choice of $a_0 = 3.5$ for models of type I and $a_0 = 6.5$ for models of type II.

On the other hand, the results of the decay constants as a function of the quark mass are displayed in the left panel of Fig. 20, where results for Model IA are represented by solid lines, while results for Model IB with dashed lines. As can be seen, the decay constant of the ground state is finite in the chiral limit, which supports our conclusion that the ground state is the pion. Note also that the decay constants of the resonances are zero in this limit. This result was also observed in the holographic hard wall model [22]. We can see that the decay constants increase with the quark mass up to a certain value of it, then, they decrease with increasing quark mass. We also observe that the hierarchy changes, $f_{\pi_0} > f_{\pi_1} > f_{\pi_2}$ in the region of light quarks, while $f_{\pi_0} > f_{\pi_2} > f_{\pi_1}$ in the region of heavy quarks. The results obtained for the resonances are in agreement with the results obtained in Ref. [45]. The results obtained for models of type II, displayed in the right panel of Fig. 20, are qualitatively equivalent to the results obtained in models of type I.

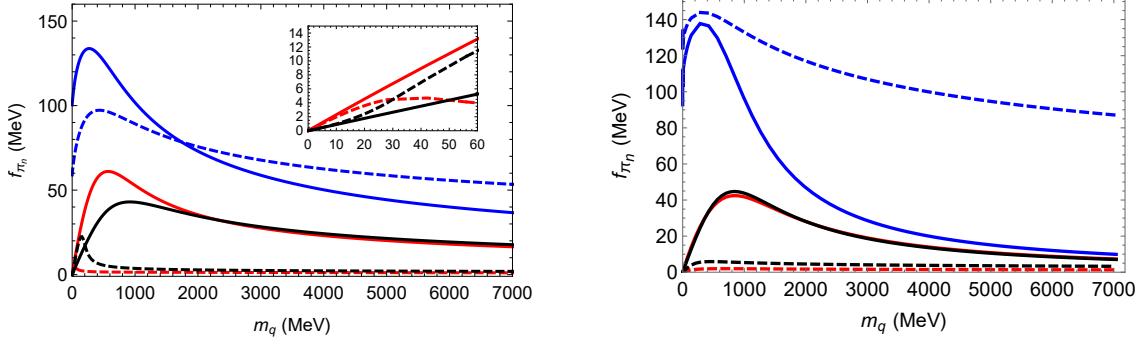


Figure 20. Left: The decay constants of the pseudoscalar mesons as a function of m_q , where solid lines represent the results for Model IA ($\lambda = 160$), while dashed lines for Model IB ($\lambda = 380$). Right: The decay constants of the pseudoscalar mesons as a function of m_q , where solid lines represent the results for Model IIA ($\lambda = 60$), while dashed lines for Model IIB ($\lambda = 413$).

So far we have observed that the decay constant of the ground state can be related to the pion. To support this statement, we need the pion arising in the spectrum, as in fact we observed in Table 6. Having fixed the parameters we now calculate the corresponding values of the decay constants and display the results in Table 10. We have considered $\lambda = 160$ for Model IA, and $\lambda = 380$ for Model IB, while the corresponding quark masses are $m_q = 9$ MeV and $m_q = 4.7$ MeV, respectively. For Model IIA we have considered $\lambda = 60$, while the quark mass is $m_q = 9.8$ MeV, and for Model IIB $\lambda = 413$ and $m_q = 26.8$ MeV.

5.5 The GOR relation

The final step to check if the lightest state arising in the pseudoscalar sector is the pion, it must satisfy the Gell-Mann-Oakes-Renner (GOR) relation. In the following analysis we follow the procedure implemented in Ref. [13] adapted to the holographic model we

	Model IA ($a = b$)	Model IB ($a \neq b$)	Model IIA ($a = b$)	Model IIB ($a \neq b$)	Experimental [56]
f_{π_0}	104.3	60.9	118.3	138.68	130.2 ± 1.7
f_{π_1}	2.05	0.95	3.94	1.04	
f_{π_2}	0.79	0.42	3.37	2.97	

Table 10. The decay constants (in MeV) obtained in models of type I and models of type II, compared against the experimental results of PDG [56]. To get these results we have considered $\lambda = 160$ for Model IA, and $\lambda = 380$ for Model IB, while the quark mass is $m_q = 9 \text{ MeV}$ and $m_q = 4.7 \text{ MeV}$, respectively. For Model IIA we have considered $\lambda = 60$, while the quark mass is $m_q = 9.8 \text{ MeV}$, and for Model IIB $\lambda = 413$ and $m_q = 26.8 \text{ MeV}$.

are working with. The idea is to use the normalization condition (5.7) together with the definition of the decay constant (5.8). It is worth mentioning that the functions $a(\Phi)$ and $b(\Phi)$ are subleading close to the boundary, where the leading term is the warp factor $A_s = -\ln z$. Thus, we may rewrite (5.7) in the form (setting $m = n$)

$$g_5^2 m_{\pi_n}^2 \int_{\epsilon}^{\infty} dz \frac{e^{-A_s-b}}{\beta(z)} \left(\frac{e^{A_s}}{g_5} \partial_z \varphi_n \right) \left(\frac{e^{A_s}}{g_5} \partial_z \varphi_n \right) = 1, \quad (5.10)$$

or

$$m_{\pi_n}^2 \int_{\epsilon}^{\infty} dz \frac{e^{-3A_s-b}}{v^2(z)} (e^{a-b}) \left(\frac{e^{A_s}}{g_5} \partial_z \varphi_n \right) \left(\frac{e^{A_s}}{g_5} \partial_z \varphi_n \right) = 1, \quad (5.11)$$

where β was defined in (4.5). Near the chiral limit, i.e $m_q \rightarrow 0$, it can be shown that the term $e^{-3A_s-b}/v^2(z)$ in the integral becomes highly peaked near the boundary $z = \epsilon$. If the terms in parenthesis are nonzero in that limit they can be moved outside of the integral. This is true only for the ground state because it is the only state that has a nonzero decay constant in the chiral limit, see Eq. (5.8) and Fig. 20. Then for the ground state we find the following result near the chiral limit:

$$f_{\pi_0}^2 m_{\pi_0}^2 \int_{\epsilon}^{\infty} \frac{e^{-3A_s-b}}{v^2(z)} dz = 1. \quad (5.12)$$

Near the chiral limit the integrand $e^{-3A_s-b}/v^2(z)$ has its relevant contribution close to the boundary, i.e., $e^{-3A_s-b}/v^2(z) \sim z/(c_1 + c_3 z^2)^2$. Hence, the integral provides the result

$$\int_{\epsilon}^{\infty} \frac{e^{-3A_s-b}}{v^2(z)} dz \approx \frac{1}{2c_1 c_3}. \quad (5.13)$$

This result is valid only for small c_1 . Then, plugging (5.13) in (5.12), and considering that $c_1 = m_q \zeta$ and $c_3 = \Sigma/(2\zeta)$, we get the Gell-Mann-Oakes-Renner (GOR) relation

$$f_{\pi_0}^2 m_{\pi_0}^2 = m_q \Sigma. \quad (5.14)$$

One may rewrite the last equation using the relation $\Sigma = 2\sigma$, where σ is the up and down quark condensates $\langle \bar{u}u \rangle = \langle \bar{d}d \rangle = \sigma$,

$$f_{\pi_0}^2 m_{\pi_0}^2 = 2m_q \sigma. \quad (5.15)$$

To support the last procedure we calculated the GOR relation numerically. Our results are displayed in Fig. 21. As can be seen, the ground state satisfies the GOR relation in the region of light quarks.

To understand better the approximation we have done in the integral (5.13), we refer the reader to Appendix G, where we discuss the derivation of the GOR relation using a toy model.

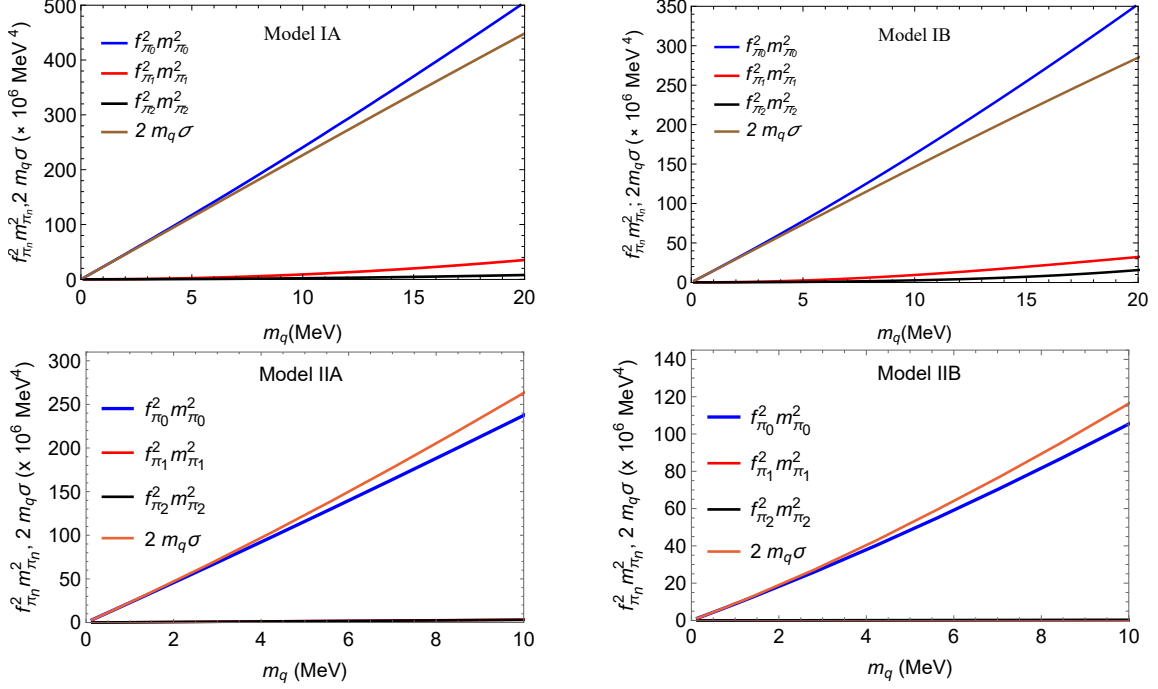


Figure 21. The product $f_{\pi_n}^2 m_{\pi_n}^2$ and $2m_q\sigma$ as a function of the quark mass for models of type I (top panel) and models of type II (bottom panel). As can be seen, the GOR relation arises for the ground state in the regime of light quarks.

6 Discussion and conclusions

In this paper, we have extended the original soft wall model considering a Higgs potential for the tachyonic field and non-minimal dilaton couplings $\exp(a(\Phi))$ and $\exp(b(\Phi))$ for the tachyonic and gauge field respectively. As in the original soft wall model, the 5d metric was fixed as the AdS spacetime in Poincaré coordinates and the dilaton Φ was fixed to be quadratic in the radial coordinate z . In order to guarantee good properties for the meson spectrum such as approximate linear behaviour with the excitation number and absence of spurious massless modes we imposed that at large Φ (far from the boundary) the non-minimal couplings reduce to the minimal case, i.e. $a(\Phi)$ and $b(\Phi)$ reduce to Φ .

Our work was inspired by previous works on soft wall models such as [12, 18, 46, 47] that realised that considering an effective dilaton field, which in our notation corresponds to a particular choice for the non-minimal couplings $a(\Phi) = b(\Phi) = \tilde{\Phi}$, that is negative in

some region it is possible to incorporate spontaneous chiral symmetry. In order to avoid the massless mode found in Ref. [48] and instabilities in the background we considered dilaton couplings $a(\Phi)$ and $b(\Phi)$ that satisfy the IR constraint $a(\Phi) = b(\Phi) = \Phi$. To simplify the analysis we considered two possibilities for the dilaton coupling $b(\Phi)$, namely $b(\Phi) = a(\Phi)$ (models of type A) and $b(\Phi) = \Phi$ (models of type B). For the dilaton coupling $a(\Phi)$ we considered two interpolations, namely $a_I(\Phi)$ (models of type I) and $a_{II}(\Phi)$ (models of type II). The two interpolations $a_I(\Phi)$ and $a_{II}(\Phi)$, displayed in Fig. 1, share the feature that are non-monotonic and become negative in some region. The main difference between them is that $a_I(\Phi)$ reduces to $-a_0\Phi$ at small Φ (near the boundary) whereas $a_{II}(\Phi)$ reduces to Φ . The four different type of models IA, IB, IIA and IIB were described in table 1.

Is it worth pointing out that soft wall models introduce an “artificial” confinement because the 5d metric is fixed to AdS spacetime and therefore the warp factor in the string frame does not have a minimum, required by confinement [59]. It turns, however, that taking into account the backreaction of the dilaton field into the 5d metric within the framework of Einstein-dilaton theories the dilaton quadratic behaviour predicted by the soft wall model at large z remains intact, see e.g. [28, 31].

The non-minimal couplings introduced in this work brought a new parameter a_0 which controls the emergence of spontaneous chiral symmetry breaking, as shown in Fig. 3. We realized that the addition of a Higgs potential for the tachyonic field was not enough to induce spontaneous symmetry breaking, i.e., the emergence of the pion as a Nambu-Goldstone boson, as was previously shown in Ref. [45]. It seems to us that the reason behind the requirement of non-minimal couplings is due to the fact that the Higgs model, usually defined in 4d Minkowski spacetime, has been extended to 5d AdS spacetime. The non-minimal dilaton couplings somehow compensate the deviations from the Mexican Hat potential due to AdS spacetime. Therefore, it seems to us that the addition of non-minimal couplings with an additional parameter is well justified in order to induce spontaneous chiral symmetry breaking in the chiral limit and the emergence of pions as Nambu-Goldstone bosons.

Once the non-minimal couplings were fixed, the tachyon profile was obtained numerically. We noticed a scaling symmetry for the tachyon solution that allowed us to find the solution $v(z)$ for any value of the Higgs coupling λ in terms of the rescaled field $\tilde{v}(z) = \sqrt{\lambda}v(z)$. By solving the differential equations of the field perturbations we were able to find the spectrum of vector, scalar, axial-vector and pseudo-scalar mesons. It turns out that the differential equation for the scalar sector depends only on $\tilde{v}(z)$ and therefore in the chiral limit the scalar meson masses depend only on the parameter a_0 associated with the non-minimal coupling. Interestingly, the lightest scalar meson becomes massless exactly at the same critical value a_0^c where the transition between explicit and spontaneous chiral symmetry breaking takes place. This strongly suggests that conformal symmetry was also spontaneously broken for that critical value. For $a_0 > a_0^c$ we are in the regime of spontaneous chiral symmetry breaking and the lightest scalar meson grows monotonically, as shown in Fig. 8. Considering these results we fixed the parameter a_0 at some value above a_0^c in order to guarantee the absence of a massless scalar meson and the presence of spontaneous chiral symmetry breaking. We fixed $a_0 = 3.5$ in models of type I and $a_0 = 6.5$ in models of type II. In turn, the parameter λ of the Higgs potential was fixed separately for

each model in order to guarantee axial-vector meson masses m_{A_n} and pseudo-scalar meson masses m_{π^n} that do not present any crossing between the fundamental and excited states. Finally, the parameter ϕ_∞ of the dilaton field was fixed to the usual value used in soft wall models. The choice of parameters in the four different type of models considered in this work was summarized in table 2. For those particular parameter choices we analyzed the evolution of meson masses with the quark mass in the scalar, axial and pseudo-scalar sector (the vectorial sector is independent of the quark mass in this framework). We found that all the meson masses grow monotonically with the quark mass and that as we approach the chiral limit massless modes emerge in the pseudo-scalar sector, identified as the Nambu-Goldstone bosons of spontaneous chiral symmetry breaking. Finally, fixing the quark mass we were able to compare our results for the meson masses against experimental data and previous results in soft wall models.

We also calculated the decay constants for all the mesons. We found a peculiar behavior for the decay constants of vector, scalar and axial-vector mesons, changing the hierarchy in certain intervals of a_0 . This peculiar behavior is almost absent in models of type II, see figures 14,15 and 17. The decay constants of the pseudoscalar sector as a function of a_0 shows the emergence of the pion for $a_0 \geq a_{0c}$, see Fig. 19. For the fixed values of a_0 , λ and ϕ_∞ given in table 2 we investigated the evolution of the decay constants of axial-vector, scalar and pseudo-scalar mesons with the quark mass. We found that the hierarchy between fundamental and excited states change as the quark mass evolves from the near chiral limit to the heavy quark limit. In any case, all the decay constants decrease with the quark mass as we approach the heavy quark limit, which is in qualitative agreement with expectations from perturbative QCD. We showed that the emergence of the pions as Nambu-Goldstone bosons associated with spontaneous chiral symmetry breaking is supported by the decay constants in the pseudo-scalar sector, obtained in Fig. 20. The results near the chiral limit are qualitatively similar to the results obtained in the hard-wall model [22]. As a check of consistency we showed that our models satisfy the Gell-Mann-Oakes-Renner (GOR) relation, see Fig. 21. Finally, fixing the quark masses we were able to compare our results for the decay constants against experimental data and previous results in the literature.

In conclusion, we have shown in this work that spontaneous chiral symmetry breaking can be described using a holographic set up that extends the original soft wall model by including a Higgs potential for the tachyon and non-minimal dilaton couplings for the tachyon and gauge fields. Our numerical results show no instabilities in the spectrum. We realized that an additional parameter was needed in order to control the transition between spontaneous and explicit chiral symmetry breaking. The non-minimal dilaton couplings can be justified by the fact that we are describing the dynamics of a Higgs potential for a scalar field (the tachyon) in a curved space (AdS). These non-minimal couplings, combined with the Higgs potential, allowed us to find solutions for the tachyonic field with a VEV coefficient that remains finite in the limit where the source coefficient goes to zero (chiral limit). It is possible that the requirement of non-minimal couplings for describing spontaneous chiral symmetry breaking is an artifact of soft wall models in the sense that the background is not obtained by solving the Einstein's equations. We will test this hypothesis investigating chiral symmetry breaking in backgrounds obtained by solving the

Einstein-dilaton equations, see for instance [28, 30–32]. Since those backgrounds describe color confinement in a consistent way it would be interesting to investigate the connection between confinement and spontaneous chiral symmetry breaking.

Further extensions of this project include finite temperature effects and the melting of the mesons in a non-conformal plasma [60–63] as well as its relation to the spectrum of quasinormal modes (QNMs). Backreaction effects of the tachyonic and gauge fields would also be an interesting problem in order to find the quark contribution to the thermodynamics and transport coefficients of a non-conformal plasma. We will address some of these problems in the future.

Acknowledgments

The work of A.B-B is partially funded by Conselho Nacional de Desenvolvimento Científico e Tecnológico (CNPq, Brazil), grants No. 306528/2018-5 and No. 434523/2018-6 and Coordenação de Aperfeiçoamento de Pessoal de Nível Superior (CAPES, Brazil), Finance Code 001. L. A. H. M. has financial support from Coordenação de Aperfeiçoamento do Pessoal de Nível Superior - Programa Nacional de Pós-Doutorado (PNPD/CAPES, Brazil). D. M. R. is supported by grant #2021/01565-8, São Paulo Research Foundation (FAPESP).

A Numerical analysis

Here, we write details on the numerical procedure. We realized that the numerical results obtained solving the tachyon differential equation (3.10) can be split up in three regions depending on the value for the parameter a_0 . Firstly, for $0 \leq a_0 < a_{0c}$, one may vary \tilde{C}_0 continuously in the interval $-\sqrt{6} \leq \tilde{C}_0 \leq \sqrt{6}$. In this region, there is explicit chiral symmetry breaking because \tilde{c}_3 is zero in the chiral limit, i.e., $\tilde{m}_q=0$, note that $\tilde{m}_q \propto \tilde{C}_0$ in this region. Moreover, a_{0c} depends on the form for the interpolation function. Here we work with Models I and II. The numerical results for $\phi_\infty^{-3/2}\tilde{\Sigma}$ as a function of $\phi_\infty^{-1/2}\tilde{m}_q$ are displayed in Fig. 22 with blue lines for both Models. As can be seen, the parameter $\phi_\infty^{-3/2}\tilde{\Sigma}$ goes to zero in the chiral limit for $a_0 < a_{0c}$.

Secondly, for $a_{0c} \leq a_0 \leq a_{0\max}$, \tilde{C}_0 still vary in the interval $-\sqrt{6} \leq \tilde{C}_0 \leq \sqrt{6}$. Nevertheless, there is spontaneous chiral symmetry breaking because $\phi_\infty^{-3/2}\tilde{\Sigma}$ is nonzero in the chiral limit. $a_{0\max} \sim 5.954$ for models of type I. In this region, the parameter a_0 controls the value of the condensate. Our numerical results for Models I and II are displayed in Fig. 22 with red lines, left panel shows $\phi_\infty^{-3/2}\tilde{\Sigma}$ as a function of $\phi_\infty^{-1/2}\tilde{m}_q$ for light quarks. However, as can be seen in the right panel of this figure, $\phi_\infty^{-3/2}\tilde{\Sigma}$ becomes negative in the intermediate region. May be this behavior is suggesting that the model with negative dilaton in the UV is not enough to describe a monotonic increasing function for $\phi_\infty^{-3/2}\tilde{\Sigma}$ expected in real world QCD. In turn, models of type II provides improved results compared against the results obtained in models of type I, as can be seen in the right panel of Fig. 22. This means that the negative dilaton in the intermediate region is enough to guarantee a monotonic increasing function for $\phi_\infty^{-3/2}\tilde{\Sigma}$ as a function of $\phi_\infty^{-1/2}\tilde{m}_q$.

Thirdly, for $a_0 > a_{0\max}$, \tilde{C}_0 is constrained to take values only close to the minimum of the Higgs potential $\tilde{C}_0 < \sqrt{6} - \delta_1$, $\tilde{C}_0 > -\sqrt{6} + \delta_1$, and close to the trivial solution $-\delta_2 \leq \tilde{C}_0 = 0 \leq \delta_2$, where δ_1 and δ_2 are small numbers. This means that the solution splits up into three branches. The numerical results for models of type I, where $a_0 \sim 5.954$, are displayed in the left panel of Fig. 22 with black lines. As can be seen, each branch corresponds to the solutions mentioned above. Note again that the results for models of type I shows a negative condensate in the intermediate region. In turn, numerical results for models of type II are displayed in the right panel of this figure. Note also that the condensate $\phi_\infty^{-3/2}\tilde{\Sigma}$ is a monotonically increasing function of $\phi_\infty^{-1/2}\tilde{m}_q$, see the right panel.

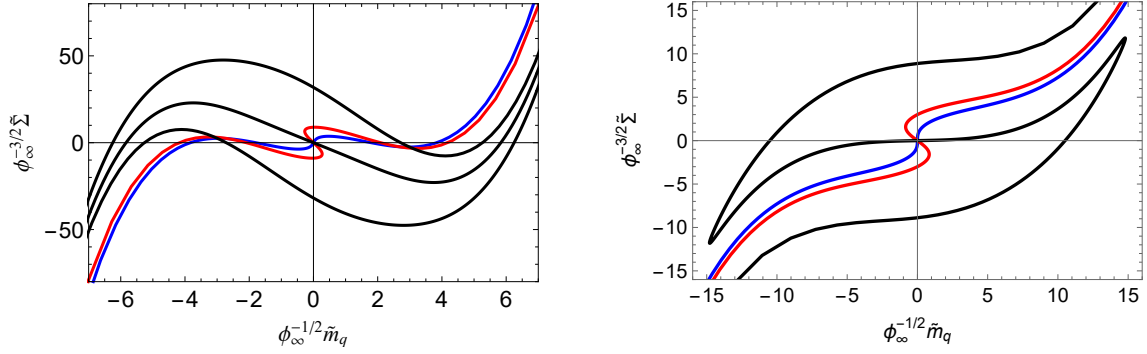


Figure 22. Left: Dimensionless condensate $\phi_\infty^{-3/2}\tilde{\Sigma}$ as a function of the dimensionless quark mass $\phi_\infty^{-1/2}\tilde{m}_q$ for models of type I with different values of a_0 : $a_0 = 2.8$ (blue line), $a_0 = 3.5$ (red line), and $a_0 = 6$ (black lines). Right: Dimensionless condensate $\phi_\infty^{-3/2}\tilde{\Sigma}$ as a function of the dimensionless quark mass $\phi_\infty^{-1/2}\tilde{m}_q$ for models of type II with different values of a_0 : $a_0 = 5.6$ (blue line), $a_0 = 6.5$ (red line), and $a_0 = 10$ (black line).

On the other hand, a complementary analysis for models of type I shows the evolution of the dimensionless quark mass $\phi_\infty^{-1/2}\tilde{m}_q$ as a function of \tilde{C}_0 in the left panel of Fig. 23. As can be seen, \tilde{C}_0 is constrained to take values close to the minimum of the Higgs potential, as well as close to the trivial solution for $a_0 > a_{0\max}$. In turn, the right panel of this figure shows the results for models of type II.

Finally, we also get the dimensionless condensate $\phi_\infty^{-3/2}\tilde{\Sigma}$ as a function of \tilde{C}_0 . Our numerical results for models of type I are displayed in the left panel of Fig. 23. As can be seen, \tilde{C}_0 is constrained to take values close to the minimum of the Higgs potential, as well as close to the trivial solution for $a_0 > a_{0\max}$. In turn, the right panel of this figure shows the corresponding results for models of type II.

B The Kaluza-Klein expansion

The starting point is the 5d action

$$S_2 = -V_4 \int dz \left\{ e^{3A_s - a} \left[\frac{1}{2} (\partial_{\hat{m}} S)^2 + \frac{1}{2} e^{2A_s} \frac{d^2 U}{dv^2} S^2 \right] + \frac{1}{g_5^2} e^{A_s - b} \left[\frac{1}{4} v_{\hat{m}\hat{n}}^c{}^2 + \frac{1}{4} a_{\hat{m}\hat{n}}^c{}^2 + \frac{\beta}{2} (\partial_{\hat{m}} \pi^c - A_{\hat{m}}^c)^2 \right] \right\}, \quad (\text{B.1})$$

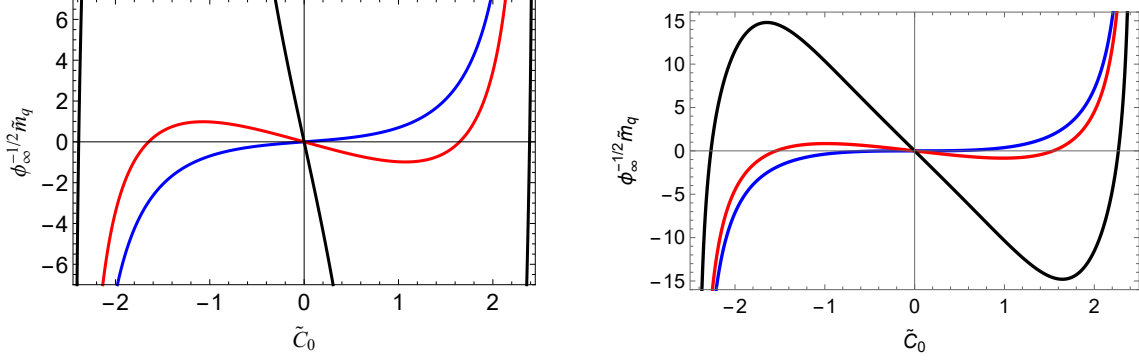


Figure 23. Left: Dimensionless quark mass $\phi_\infty^{-1/2} \tilde{m}_q$ as a function of \tilde{C}_0 for models of type I with different values of a_0 : $a_0 = 2.8$ (blue line), $a_0 = 3.5$ (red line), and $a_0 = 6$ (black line). Right: Dimensionless quark mass $\phi_\infty^{-1/2} \tilde{m}_q$ as a function of \tilde{C}_0 for models of type II with different values of a_0 : $a_0 = 5.6$ (blue line), $a_0 = 6.5$ (red line), and $a_0 = 10$ (black line).

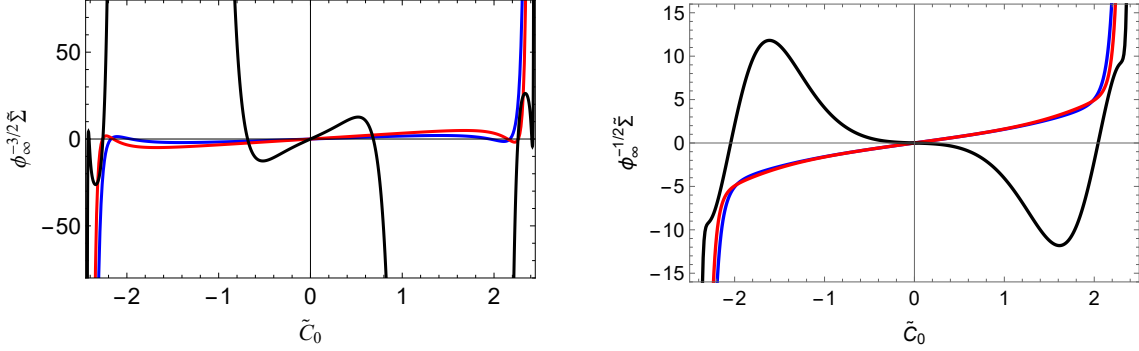


Figure 24. Left: Dimensionless condensate $\phi_\infty^{-3/2} \tilde{\Sigma}$ as a function of \tilde{C}_0 for models of type I with different values of a_0 : $a_0 = 2.8$ (blue line), $a_0 = 3.5$ (red line), and $a_0 = 6$ (black lines). Right: Dimensionless condensate $\phi_\infty^{-3/2} \tilde{\Sigma}$ as a function of \tilde{C}_0 for models of type II with different values of a_0 : $a_0 = 5.6$ (blue line), $a_0 = 6.5$ (red line), and $a_0 = 10$ (black lines).

that dictates the dynamics of the field perturbations. We decompose the 5d gauge fields $V_{\hat{m}} = (V_z, V_{\hat{\mu}})$, $A_{\hat{m}} = (A_z, A_{\hat{\mu}})$ and also the derivatives $\partial_{\hat{m}} = (\partial_z, \partial_{\hat{\mu}})$. The vectorial gauge symmetry and the residual axial gauge symmetry allows us to set V_z and A_z to zero respectively. Then the action (B.1) takes the form

$$\begin{aligned}
S_2 = -V_4 \int dz \left\{ e^{3A_s - a} \left[\frac{1}{2} (\partial_{\hat{\mu}} S)^2 + \frac{1}{2} (\partial_z S)^2 + \frac{1}{2} e^{2A_s} \frac{d^2 U}{dv^2} S^2 \right] \right. \\
+ \frac{1}{g_5^2} e^{A_s - b} \left[\frac{1}{4} v_{\hat{\mu}\hat{\nu}}^c{}^2 + \frac{1}{2} (\partial_z V_{\hat{\mu}}^c)^2 + \frac{1}{4} a_{\hat{\mu}\hat{\nu}}^c{}^2 + \frac{1}{2} (\partial_z A_{\hat{\mu}}^c)^2 \right. \\
\left. \left. + \frac{\beta}{2} (\partial_{\hat{\mu}} \pi^c - A_{\hat{\mu}}^c)^2 + \frac{\beta}{2} (\partial_z \pi^c)^2 \right] \right\}. \quad (\text{B.2})
\end{aligned}$$

Implementing the Lorentz decomposition

$$V_{\hat{\mu},a} = V_{\hat{\mu},a}^\perp + \partial_{\hat{\mu}} \xi^a, \quad A_{\hat{\mu},a} = A_{\hat{\mu},a}^\perp + \partial_{\hat{\mu}} \varphi^a, \quad (\text{B.3})$$

the action (B.2) becomes

$$\begin{aligned}
S_2 = & -V_4 \int dz \left\{ e^{3A_s-a} \left[\frac{1}{2} (\partial_{\hat{\mu}} S)^2 + \frac{1}{2} (\partial_z S)^2 + \frac{1}{2} e^{2A_s} \frac{d^2 U}{dv^2} S^2 \right] \right. \\
& + \frac{1}{g_5^2} e^{A_s-b} \left[\frac{1}{4} v_{\hat{\mu}\hat{\nu}}^{\perp,c^2} + \frac{1}{2} \left(\partial_z V_{\hat{\mu}}^{\perp,c} + \partial_{\hat{\mu}} \partial_z \xi^c \right)^2 + \frac{1}{4} a_{\hat{\mu}\hat{\nu}}^{\perp,c^2} + \frac{1}{2} \left(\partial_z A_{\hat{\mu}}^{\perp,c} + \partial_{\hat{\mu}} \partial_z \varphi^c \right)^2 \right. \\
& \left. \left. + \frac{\beta}{2} (\partial_{\hat{\mu}} \pi^c - \partial_{\hat{\mu}} \varphi^c - A_{\hat{\mu}}^{\perp,c})^2 + \frac{\beta}{2} (\partial_z \pi^c)^2 \right] \right\}. \tag{B.4}
\end{aligned}$$

The fields ξ^c can be set consistently to zero and we do that in the following ².

Now we introduce the Kaluza-Klein expansions

$$\begin{aligned}
V_{\hat{\mu}}^{\perp,c}(x, z) &= g_5 v_n^c(z) \hat{V}_{\hat{\mu}}^{c,n}(x), \\
A_{\hat{\mu}}^{\perp,c}(x, z) &= g_5 a_n^c(z) \hat{A}_{\hat{\mu}}^{c,n}(x), \\
S(x, z) &= s_n(z) \hat{S}_n(x), \\
\varphi^c(x, z) &= g_5 \varphi_n^c(z) \hat{\Pi}_n^c(x), \\
\pi^c(x, z) &= g_5 \pi_n^c(z) \hat{\Pi}_n^c(x), \tag{B.5}
\end{aligned}$$

where the sum $\sum_{n=0}^{\infty}$ is implicit. Plugging (B.5) into (B.4), with $\xi^c = 0$, we arrive at the 4d action $S_2 = -\int d^4x \mathcal{L}_2$ with

$$\begin{aligned}
\mathcal{L}_2 = & \frac{1}{2} \Delta_{mn}^{(S)} (\partial_{\hat{\mu}} \hat{S}_m) (\partial^{\hat{\mu}} \hat{S}_n) + \frac{1}{2} M_{mn}^{(S)} \hat{S}_m \hat{S}_n \\
& + \frac{1}{4} \Delta_{mn,cd}^{(V)} \hat{v}_{\hat{\mu}\hat{\nu}}^{c,m} \hat{v}_{d,n}^{\hat{\mu}\hat{\nu}} + \frac{1}{2} M_{mn,cd}^{(V)} \hat{V}_{\hat{\mu}}^{c,m} \hat{V}_{d,n}^{\hat{\mu}} \\
& + \frac{1}{4} \Delta_{mn,cd}^{(A)} \hat{a}_{\hat{\mu}\hat{\nu}}^{c,m} \hat{a}_{d,n}^{\hat{\mu}\hat{\nu}} + \frac{1}{2} M_{mn,cd}^{(A)} \hat{A}_{\hat{\mu}}^{c,m} \hat{A}_{d,n}^{\hat{\mu}} \\
& + \frac{1}{2} \Delta_{mn,cd}^{(\Pi)} (\partial_{\hat{\mu}} \hat{\Pi}_m^c) (\partial^{\hat{\mu}} \hat{\Pi}_n^d) + \frac{1}{2} M_{mn,cd}^{(\Pi)} \hat{\Pi}_m^c \hat{\Pi}_n^d + G_{mn,cd}^{(A\Pi)} \hat{A}_{\hat{\mu}}^{c,m} \partial^{\hat{\mu}} \hat{\Pi}_n^d, \tag{B.6}
\end{aligned}$$

and we have defined the 4d coefficients

$$\begin{aligned}
\Delta_{mn}^{(S)} &= \int dz e^{3A_s-a} s_m s_n, \quad M_{mn}^{(S)} = \int dz e^{3A_s-a} \left[(\partial_z s_m) (\partial_z s_n) + e^{2A_s} \frac{d^2 U}{dv^2} s_m s_n \right], \\
\Delta_{mn,cd}^{(V)} &= \delta^{cd} \int dz e^{A_s-b} v_m^c v_n^d, \quad M_{mn,cd}^{(V)} = \delta^{cd} \int dz e^{A_s-b} (\partial_z v_m^c) (\partial_z v_n^d), \\
\Delta_{mn,cd}^{(A)} &= \delta^{cd} \int dz e^{A_s-b} a_m^c a_n^d, \quad M_{mn,cd}^{(A)} = \delta^{cd} \int dz e^{A_s-b} \left[(\partial_z a_m^c) (\partial_z a_n^d) + \beta a_m^c a_n^d \right], \\
\Delta_{mn,cd}^{(\Pi)} &= \delta^{cd} \int dz e^{A_s-b} \left[(\partial_z \varphi_m^c) (\partial_z \varphi_n^d) + \beta (\pi_m^c - \varphi_m^c) (\pi_n^d - \varphi_n^d) \right], \\
M_{mn,cd}^{(\Pi)} &= \delta^{cd} \int dz e^{A_s-b} \beta (\partial_z \pi_m^c) (\partial_z \pi_n^d), \\
G_{mn,cd}^{(A\Pi)} &= \delta^{cd} \int dz e^{A_s-b} \left[(\partial_z a_m^c) (\partial_z \varphi_n^d) - \beta a_m^c (\pi_n^d - \varphi_n^d) \right]. \tag{B.7}
\end{aligned}$$

²Non-zero ξ^c would correspond to scalar mesons in the **3** representation with zero mass, not expected in QCD.

The Lagrangian (B.6) becomes the standard Lagrangian for mesons if we impose the following conditions

$$\Delta_{mn}^{(S)} = \delta_{mn} \quad , \quad \Delta_{mn,cd}^{(V)} = \Delta_{mn,cd}^{(A)} = \Delta_{mn,cd}^{(\Pi)} = \delta^{cd} \delta_{mn} \quad , \quad (\text{B.8})$$

for the normalization coefficients and the following conditions

$$\begin{aligned} M_{mn}^{(S)} &= m_{s_n}^2 \delta_{mn} \quad , \quad M_{mn,cd}^{(V)} = m_{v_n}^2 \delta^{cd} \delta_{mn} \\ M_{mn,cd}^{(A)} &= m_{a_n}^2 \delta^{cd} \delta_{mn} \quad , \quad M_{mn,cd}^{(\Pi)} = m_{\pi_n}^2 \delta^{cd} \delta_{mn} \\ G_{mn,cd}^{(A\Pi)} &= 0 \quad , \end{aligned} \quad (\text{B.9})$$

for the mass coefficients and couplings. In fact, the conditions (B.9) are automatically satisfied if the Kaluza-Klein modes satisfy the following differential equations

$$\begin{aligned} \left\{ \left[\partial_z + 3A'_s - a' \right] \partial_z - e^{2A_s} \frac{d^2 U}{dv^2} \right\} s_n &= -m_{s_n}^2 s_n \quad (\text{scalar sector}) \quad , \\ \left[\partial_z + A'_s - b' \right] \partial_z v_n^c &= -m_{v_n}^2 v_n^c \quad (\text{vectorial sector}) \quad , \\ \left\{ \left[\partial_z + A'_s - b' \right] \partial_z - \beta \right\} a_n^c &= -m_{a_n}^2 a_n^c \quad (\text{axial sector}) \quad , \\ \left[\partial_z + A'_s - b' \right] \partial_z \varphi_n^c &= -\beta (\pi_n^c - \varphi_n^c) \quad , \\ \beta \partial_z \pi_n^c &= m_{\pi_n}^2 \partial_z \varphi_n^c \quad (\text{pseudo-scalar sector}) \quad , \end{aligned} \quad (\text{B.10})$$

and are normalized according to (B.8). The differential equations (B.10) satisfied by the Kaluza-Klein modes are compatible with the field equations (4.14)-(4.17) for the 5d fields. The main difference between those equations is that (B.10) are on-shell conditions involving only the z dependence of the 5d fields whereas (4.14)-(4.17) are on-shell conditions for the z and x dependence. We see that the Kaluza-Klein expansions allows us to consider the 4d fields in (B.6) off-shell.

Note that the normalization conditions for the scalar, vectorial and axial sector can be written as

$$\begin{aligned} \Delta_{mn}^{(S)} &= \int dz \psi_{s_m} \psi_{s_n} = \delta_{mn} \quad , \\ \Delta_{mn}^{(V)} &= \int dz \psi_{v_m} \psi_{v_n} = \delta_{mn} \quad , \quad \Delta_{mn}^{(A)} = \int dz \psi_{a_m} \psi_{a_n} = \delta_{mn} \quad , \end{aligned} \quad (\text{B.11})$$

where ψ_{s_n} , ψ_{v_n} and ψ_{a_n} are the wave functions associated with the Schrödinger problem in the scalar, vectorial and axial sector defined previously. For simplicity, we have omitted the flavour index in the vectorial and axial sector. We conclude that the Schrödinger problem in those sectors is well posed in the sense that the wave functions form an orthonormal basis.

C Meson operators and decay constants

From (4.9) we find that the on-shell variation of S_2 can be written as

$$\begin{aligned} \delta S_2^{o-s} = \int d^4x & \left[e^{3A_s-a} \partial_z S \delta S + \frac{1}{g_5^2} e^{A_s-b} v_c^{\hat{z}\hat{\mu}} \delta V_{\hat{\mu}}^c \right. \\ & \left. + \frac{1}{g_5^2} e^{A_s-b} a_c^{\hat{z}\hat{\mu}} \delta A_{\hat{\mu}}^c + \frac{1}{g_5^2} \beta e^{A_s-b} (\partial^{\hat{z}} \pi^c - A^{\hat{z},c}) \delta \pi^c \right]_{z=\epsilon}, \end{aligned} \quad (C.1)$$

where all the 5d fields satisfy the equations of motion. The 5d scalar field $S(x, z)$ behaves near the boundary as

$$S(x, z) = S_1(x)z + T_3(x)z^3 \ln z + S_3(x)z^3 + \dots, \quad (C.2)$$

where $S_1(x) = \zeta^{-1} m_q(x)$ is the source coefficient. The VEV of the scalar operator responsible for creation of scalar mesons can be obtained from the holographic dictionary:

$$\begin{aligned} \langle \bar{q}(x) q(x) \rangle &= \frac{\delta S_2^{o-s}}{\delta m_q(x)} = \zeta \frac{\delta S_2^{o-s}}{\delta S_1(x)} \\ &= \zeta \left[z e^{3A_s-a} \partial_z S \right]_{z=\epsilon} \end{aligned} \quad (C.3)$$

The vectorial and axial gauge fields behave near the boundary as

$$\begin{aligned} V_{\hat{\mu},c}(x, z) &= V_{\hat{\mu},c}^{(0)}(x) + W_{\hat{\mu},c}^{(2)}(x) z^2 \ln z + V_{\hat{\mu},c}^{(2)}(x) z^2 + \dots, \\ A_{\hat{\mu},c}(x, z) &= A_{\hat{\mu},c}^{(0)}(x) + B_{\hat{\mu},c}^{(2)}(x) z^2 \ln z + A_{\hat{\mu},c}^{(2)}(x) z^2 + \dots, \end{aligned} \quad (C.4)$$

with $V_{\hat{\mu},c}^{(0)}(x)$ and $A_{\hat{\mu},c}^{(0)}(x)$ 4d external sources. The corresponding vectorial and axial currents are then given by

$$\begin{aligned} \langle \bar{q}(x) \gamma^\mu T^c q(x) \rangle &= \frac{\delta S_2^{o-s}}{\delta V_{\hat{\mu},c}^{(0)}(x)} = \frac{1}{g_5^2} \left[e^{A_s-b} v_c^{\hat{z}\hat{\mu}} \right]_{z=\epsilon} \\ \langle \bar{q}(x) \gamma^\mu \gamma^5 T^c q(x) \rangle &= \frac{\delta S_2^{o-s}}{\delta A_{\hat{\mu},c}^{(0)}(x)} = \frac{1}{g_5^2} \left[e^{A_s-b} a_c^{\hat{z}\hat{\mu}} \right]_{z=\epsilon}, \end{aligned} \quad (C.5)$$

Plugging the Kaluza-Klein expansions (B.5) into (C.3) and (C.5) we obtain a mode expansion for the scalar operator and currents:

$$\begin{aligned} \langle \bar{q}(x) q(x) \rangle &= F_{s^n} \hat{S}_n(x), \\ \langle \bar{q}(x) \gamma^\mu T^c q(x) \rangle &= F_{v^{c,n}} \hat{V}_{\hat{\mu}}^{c,n}(x), \\ \langle \bar{q}(x) \gamma^\mu \gamma^5 T^c q(x) \rangle &= F_{a^{c,n}} \hat{A}_{\hat{\mu}}^{c,n}(x) - f_{\pi^{c,n}} \partial^{\hat{\mu}} \hat{\pi}^{c,n}(x), \end{aligned} \quad (C.6)$$

where the sum $\sum_{n=0}^\infty$ is implicit and the Kaluza-Klein coefficients are given

$$\begin{aligned} F_{s^n} &= \zeta \left[z e^{3A_s-a} \partial_z s_n \right]_{z=\epsilon}, \\ F_{v^{c,n}} &= \frac{1}{g_5} \left[e^{A_s-b} \partial_z v_{c,n} \right]_{z=\epsilon}, \\ F_{a^{c,n}} &= \frac{1}{g_5} \left[e^{A_s-b} \partial_z a_{c,n} \right]_{z=\epsilon}, \\ f_{\pi^{c,n}} &= -\frac{1}{g_5} \left[e^{A_s-b} \partial_z \varphi_{c,n} \right]_{z=\epsilon}. \end{aligned} \quad (C.7)$$

The coefficients F_{s^n} , $F_{v^{c,n}}$, $F_{a^{c,n}}$ and $f_{\pi^{c,n}}$ are identified with the decay constants of the scalar, vectorial, axial and pseudo-scalar mesons.

D Vector and scalar mesons in the linear soft wall model

In the limit $a_0 \rightarrow 0$ (minimal coupling) the differential equation for the vectorial mode $v^{n,c}$ in all models (IA, IB, IIA and IIB) reduce to

$$\left[\partial_z + A'_s - \Phi' \right] \partial_z v_n^c = -m_{v_n}^2 v_n^c. \quad (\text{D.1})$$

Since $A_s = -\ln z$ and $\Phi(z) = \phi_\infty z^2$, this is the equation found in the original linear soft wall model [1]. This equation can be solved in terms of the associated Laguerre polynomials. The normalized solutions can be written as [1]

$$v_n(z) = \sqrt{\frac{2}{n+1}} \phi_\infty z^2 L_n^1(\phi_\infty z^2) \quad n = 0, 1, \dots, \quad (\text{D.2})$$

and the corresponding masses take the form

$$m_{v_n}^2 = 4\phi_\infty(n+1) \quad n = 0, 1, \dots, \quad (\text{D.3})$$

which organize into a linear Regge trajectory. The vector meson decay constants in the linear soft wall model take the form

$$F_{v^n} = \frac{1}{g_5} \left[e^{A_s - \Phi} \partial_z v_{c,n} \right]_{z \rightarrow 0} = \frac{\phi_\infty}{g_5} \sqrt{8(n+1)}. \quad (\text{D.4})$$

Note that $F_{v^n}^2$ also organize into a linear Regge trajectory.

For the differential equation of the scalar mode $s_n(z)$, all the models reduce to the linear soft wall model if we take the limits $a_0 \rightarrow 0$ (minimal coupling) and $m_q \rightarrow 0$ (chiral limit). The resulting differential equation can be written as

$$\left\{ \left[\partial_z + 3A'_s - \Phi' \right] \partial_z + 3e^{2A_s} \right\} s_n = -m_{s_n}^2 s_n, \quad (\text{D.5})$$

with normalized solutions [11]

$$s_n(z) = \sqrt{\frac{2}{n+1}} \phi_\infty z^3 L_n^1(\phi_\infty z^2) \quad n = 0, 1, \dots, \quad (\text{D.6})$$

and masses

$$m_{s_n}^2 = \phi_\infty(4n+6) \quad n = 0, 1, \dots, \quad (\text{D.7})$$

also organized into a linear Regge trajectory. The scalar meson decay constant in the linear soft wall model takes the form

$$F_{s^n} = \zeta \left[z e^{3A_s - \Phi} \partial_z s_n \right]_{z \rightarrow 0} = \zeta \phi_\infty \sqrt{18(n+1)}. \quad (\text{D.8})$$

Note that $F_{s^n}^2$ also organize into a linear Regge trajectory.

E Linear soft wall model with negative dilaton

The negative dilaton, proposed in Refs. [46, 47], was introduced as an alternative to describe hadronic spectrum and spontaneous chiral symmetry breaking in the holographic soft wall model for QCD. However, there is a debate about the consequences arising with the negative dilaton profile. It was shown by the authors of Ref. [48], that the negative dilaton will drive to the emergence of one massless scalar (unphysical) state in the spectrum of the vector mesons, besides of that, the negative dilaton does not allow to get the generalized relation valid for higher spin fields

$$m_{n,S}^2 = 4\phi_\infty(n + S), \quad (\text{E.1})$$

where n is the radial excitation number and S the spin. In the negative dilaton scenario, $\Phi = \Theta \phi_\infty z^2$, where Θ is a negative number. For higher spin fields the corresponding results with negative dilaton become

$$m_{n,S}^2 = 4|\Theta|\phi_\infty(n + 1), \quad (\text{E.2})$$

representing unphysical states. Despite of these caveats, in the following we present the derivation of the solution of the tachyon field considering the negative dilaton, then, we will show that the description of spontaneous chiral symmetry breaking is possible within this scenario. The negative dilaton is given by

$$\Phi = -\phi_\infty z^2, \quad (\text{E.3})$$

where we have set $\Theta = -1$. To calculate the solution of the tachyon differential equation (3.10) we write it in the form (setting $a = \Phi$ and $\lambda = 0$)

$$(z^2 \partial_z^2 - (3 - 2\phi_\infty z^2) z \partial_z - m_X^2) v(z) = 0. \quad (\text{E.4})$$

Introducing the new variable $x = \phi_\infty z^2$, the last equation becomes

$$\left(x^2 \partial_x^2 - (1 - x) x \partial_x - \frac{m_X^2}{4} \right) v(x) = 0. \quad (\text{E.5})$$

This equation can be rewritten in a convenient form using the transformation $v(x) = x^\beta \mathcal{V}(x)$

$$\left(x \partial_x^2 + (2\beta - 1 + x) \partial_x + \beta + \frac{\beta^2 - 2\beta - \frac{m_X^2}{4}}{x} \right) \mathcal{V} = 0. \quad (\text{E.6})$$

The last differential equation becomes a Kummer-like differential equation under the condition

$$\beta^2 - 2\beta - \frac{m_X^2}{4} = 0, \quad \rightarrow \quad \beta = 1 \pm \sqrt{1 + \frac{m_X^2}{4}} = \frac{\Delta_\pm}{2}. \quad (\text{E.7})$$

To get the standard form of Kummer's differential equation we must introduce an additional transformation in (E.6), $\hat{v}(x) = e^{-\alpha x} \mathcal{V}(x)$, such that the differential equation becomes

$$(x \partial_x^2 + (2\beta - 1 + (1 - 2\alpha)x) \partial_x + \beta + \alpha(1 - 2\beta) + \alpha(\alpha - 1)x) \hat{v}(x) = 0. \quad (\text{E.8})$$

Kummer's differential equation is obtained by setting $\alpha = 1$,

$$(x\partial_x^2 + (2\beta - 1 - x)\partial_x + 1 - \beta)\hat{v}(x) = 0. \quad (\text{E.9})$$

Then, the general solution is a linear combination of $U(a, b; x)$, and $x^{1-b}M(1+a-b, 2-b; x)$, the Tricomi and Kummer functions, respectively. From Eq. (E.9) we identify $a = \beta - 1$ and $b = 2\beta - 1$,³ after restoring the original function and variable, $v(z)$, we get the complete solution

$$v = e^{-\phi_\infty z^2} \left(\mathcal{C}_1 z^{2\beta} U(\beta - 1, 2\beta - 1; \phi_\infty z^2) + \mathcal{C}_3 z^{2(2-\beta)} M(1 - \beta, 3 - 2\beta; \phi_\infty z^2) \right), \quad (\text{E.10})$$

where \mathcal{C}_1 and \mathcal{C}_3 are constants. Plugging $m_X^2 = -3$ in Eq. (E.7) we get $\Delta_- = 1$, $\Delta_+ = 3$, and $\beta = 1/2$. Thus, we may expand the solution close to the boundary and read off the leading coefficients, i.e., the source and vacuum expectation value,

$$v = c_1 z + \left(\sqrt{\pi} C_0 \phi_\infty^{3/2} - \frac{c_1 \phi_\infty}{2} (1 + \gamma) \right) z^3 - \frac{c_1 \phi_\infty}{2} z^3 \log \left(\frac{\phi_\infty z^2}{4} \right) + \dots, \quad (\text{E.11})$$

where we have defined $\mathcal{C}_1 = \sqrt{\pi} c_1$, $\mathcal{C}_3 = \phi_\infty^{3/2} C_0$, and γ is Euler's constant. In turn, considering the asymptotic form of the Tricomi and Kummer functions in the IR, $U(a, b; x) \sim x^{-a}$ and $M(a, b; x) \sim e^x x^{a-b}$, the leading terms are $U \sim z$ and $M \sim e^{\phi_\infty z^2} z^{-3}$, then, expanding $v(z)$ in the IR

$$v = C_0 \left(1 + \frac{3}{4\phi_\infty z^2} + \frac{45}{32\phi_\infty^2 z^4} + \dots \right) + C_2 e^{-\phi_\infty z^2} \left(\phi_\infty z^2 + \frac{1}{4} - \frac{3}{32\phi_\infty z^2} + \dots \right), \quad (\text{E.12})$$

where we have introduced the parameter $C_2 = c_1 \sqrt{\pi} / \sqrt{\phi_\infty}$. In AdS/CFT, the asymptotic expansion of the field close to the boundary gives us the source and vacuum expectation value of the corresponding dual operator. Thus, the general form of the asymptotic expansion of the tachyon is given by $v = c_1 z + c_3 z^3$, where $c_1 \propto m_q$ (quark mass) and $c_3 \propto \langle \bar{q}q \rangle$ (chiral condensate). From Eq. (E.11) we may extract the constant c_3

$$c_3 = C_0 \sqrt{\pi} \phi_\infty^{3/2} - \frac{c_1 \phi_\infty}{2} (1 + \gamma). \quad (\text{E.13})$$

As can be seen, the parameter c_3 depends on two independent parameters C_0 and c_1 . In the chiral limit $c_1 = 0$, and $c_3 \neq 0$ because $C_0 \neq 0$, hence, $\langle \bar{q}q \rangle \neq 0$. Therefore, the scenario with negative dilaton allows a description of spontaneous chiral symmetry breaking. However, there is, at least, one issue that called our attention. The Hamiltonian depends on the derivative of the tachyon field in the IR (see for instance Ref. [45]) and it will diverge because of the presence of C_0 in Eq. (E.12). This suggest that C_0 must be zero in order to get an finite Hamiltonian in the IR. Finally, it is worth mentioning that an equivalent solution to Eq. (E.10) was obtained in Ref. [47].

³Do not confuse the constants a and b with the non-minimal couplings defined in previous sections.

F Nonlinear soft wall with a negative dilaton

Let us solve the nonlinear differential equation of the tachyon considering a negative dilaton

$$\left(z^2 \partial_z^2 - (3 - 2\phi_\infty z^2) z \partial_z - m_X^2 - \frac{\lambda}{2} v^2(z) \right) v(z) = 0. \quad (\text{F.1})$$

It is expected that the presence of the nonlinear term will change the solutions obtained in Eq. (E.10). However, we may solve the nonlinear differential equation asymptotically. Thus, the asymptotic solution close to the boundary may be determined through the ansatz

$$v = c_1 z + d_3 z^3 \ln \left(\frac{\phi_\infty z^2}{4} \right) + c_3 z^3 + d_5 z^5 \ln \left(\frac{\phi_\infty z^2}{4} \right) + c_5 z^5 + \dots \quad (\text{F.2})$$

where

$$\begin{aligned} d_3 &= \frac{c_1}{8} (c_1^2 \lambda - 4\phi_\infty), & d_5 &= \frac{3c_1}{128} (c_1^2 \lambda - 4\phi_\infty)^2, \\ c_5 &= \frac{1}{256} (c_1^2 \lambda - 4\phi_\infty) (48c_3 - 9c_1^3 \lambda + 20c_1 \phi_\infty). \end{aligned} \quad (\text{F.3})$$

As can be seen, the nonlinear term contributes to the coefficient d_3 , while c_1 and c_3 are independent parameters. Note that from $c_1 = (4\phi_\infty/\lambda)^{1/2}$, the logarithm contributions and higher-order coefficients in (F.3) vanish reducing the asymptotic solution to

$$v = \sqrt{\frac{4\phi_\infty}{\lambda}} z + c_3 z^3. \quad (\text{F.4})$$

This asymptotic solution suggests that the parameter c_1 is fixed once we know the parameters ϕ_∞ and λ . Nevertheless, this result is strange since c_1 is related to the quark mass in the dual field theory, $c_1 \propto m_q$.

In turn, the asymptotic solution in the IR may be calculated changing the variable $y = 1/z$. Then, Eq. (F.1) becomes

$$\left[(y \partial_y)^2 + 2(2 - \phi_\infty y^{-2})(y \partial_y) + 3 \right] v - \frac{\lambda}{2} v^3 = 0. \quad (\text{F.5})$$

Considering the power series ansatz, the asymptotic solution is given by

$$v = C_0 + \frac{C_2}{z^2} + \frac{C_4}{z^4} + \dots \quad (\text{F.6})$$

where

$$C_2 = \frac{C_0}{8\phi_\infty} (6 - C_0^2 \lambda), \quad C_4 = \frac{3C_0}{128\phi_\infty^2} (C_0^2 \lambda - 10)(C_0^2 \lambda - 6). \quad (\text{F.7})$$

It is interesting to realize that when $C_0 = \sqrt{6/\lambda}$ the coefficients C_2, C_4, \dots reduce to zero, remaining $v = \sqrt{6/\lambda}$ as the exact solution. This solution is also an exact solution of the differential equation (F.5). The complete expansion in v should be considered for arbitrary C_0 . After implementing the numerical solution, using as “initial condition” the asymptotic solution in the IR, then, integrating to the UV we obtained unstable solutions, highly sensitive to the change of the domain of integration. As we are looking for stable solutions we do not present those results in this paper.

G Holographic derivation of the GOR relation: Toy model

In this section we propose a toy model to get the Gell-Mann-Oakes-Renner relation. We start by building a simple function for the tachyon which takes into account the asymptotic solutions in the UV and IR. To simplify the analysis we consider $b = \phi_\infty z^2$ with $\phi_\infty = 1$. Then, we consider the most simple smooth function interpolating between the asymptotic solution in the UV, $v = c_1 z + c_3 z^3$, and IR, $v = C_0$, which is given by

$$v = \frac{c_1 z + c_3 z^3}{1 + \frac{c_3}{C_0} z^3}. \quad (\text{G.1})$$

As can be seen, this simple function contains the relevant parameters arising in the UV and IR. We can check the UV expansion, which is given by

$$v = c_1 z + c_3 z^3 + \mathcal{O}(z^4), \quad z \rightarrow 0 \quad (\text{G.2})$$

while its IR expansion given by

$$v = C_0 + \mathcal{O}(z^{-2}). \quad z \rightarrow \infty \quad (\text{G.3})$$

Then, plugging (G.1) in Eq. (5.13) one can integrate

$$\begin{aligned} \int_0^\infty \frac{u^3 e^{-u^2}}{v(u)^2} du &= \frac{1}{2c_1 c_3} + \left(\frac{c_1^3}{2C_0^2 c_3^2} + \frac{1}{2c_3^2} - \frac{3c_1^2}{2C_0^2 c_3^2} \right) e^{c_1/c_3} \text{Ei} \left[-\frac{c_1}{c_3} \right] - \frac{c_1^2}{2C_0 c_3^2} \\ &+ \frac{1}{2C_0^2} - \frac{c_1}{C_0^2 c_3} + \frac{c_1 \sqrt{\pi}}{C_0 c_3^2} + \frac{\sqrt{\pi}}{C_0 c_3} - \left(\frac{3c_1^{3/2} c_3^{3/2}}{2C_0 c_1 c_3^3} + \frac{2c_1^{5/2} c_3^{1/2}}{2C_0 c_1 c_3^3} \right) \pi e^{c_1/c_3} \text{Erfc} \left[\sqrt{\frac{c_1}{c_3}} \right], \end{aligned} \quad (\text{G.4})$$

where $\text{Ei}[x]$ is the exponential integral function and $\text{Erfc}[x]$ the complementary error function. So far we did not say anything about the parameters c_1 , c_3 , and C_0 , this means that the last results is valid for arbitrary values of these parameters. However, as we want to investigate the GOR relation we must consider the regime of small c_1 parameter. Thus, the leading term of Eq. (G.4) is

$$\int_0^\infty \frac{u^3 e^{-u^2}}{v(u)^2} du = \frac{1}{2c_1 c_3}. \quad (\text{G.5})$$

which is equal to Eq. (5.13). Plugging this result in (5.12)

$$\frac{f_\pi^2 m_\pi^2}{2c_1 c_3} = 1, \quad (\text{G.6})$$

yields to the GOR relation.

An alternative way to show that the result (G.5) is consistent is plotting the kernel function of the integral, left side of Eq. (G.5), and investigating the behavior of this function in the region of small c_1 . Thus, we define

$$f(u) = \frac{u^3 e^{-u^2}}{v(u)^2}. \quad (\text{G.7})$$

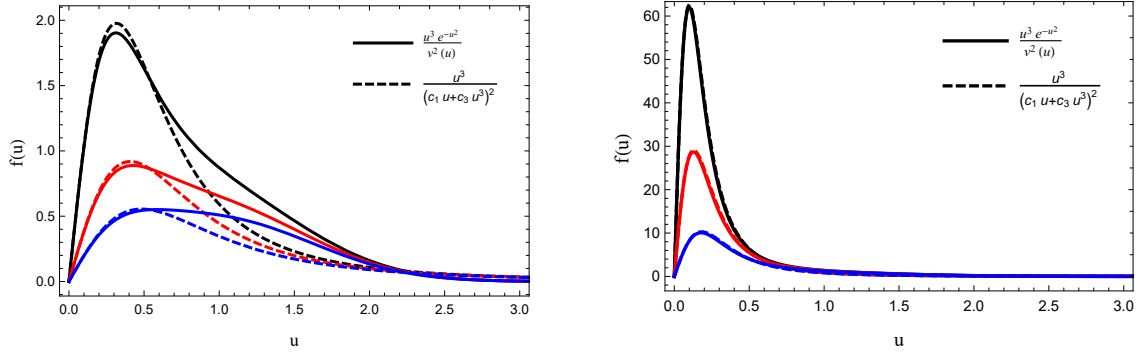


Figure 25. Left: The kernel of the integral (solid lines) against the Gaussian function (dashed lines) for selected values of c_1 , $c_1 = 0.7$ (blue), 0.5 (red), 0.3 (black). Right: The kernel of the integral (solid lines) against the Gaussian function (dashed lines) for selected values of $c_1 = 0.1$ (blue), 0.05 (red), 0.03 (black).

The plot of this function compared against the Gaussian function $\frac{u^3}{(c_1 u + c_3 u^3)^2}$ is displayed in Fig. 25. As can be seen, in the left panel we compare the behavior of these functions changing the value of c_1 , while the right panel shows the same functions for small values of c_1 .

From Fig. 25 we may conclude that the kernel of the integral is equivalent to the Gaussian function in the regime of small c_1

$$\frac{u^3 e^{-u^2}}{\left(\frac{c_1 u + c_3 u^3}{1 + \frac{c_3}{c_0} u^3}\right)^2} \equiv \frac{u^3}{(c_1 u + c_3 u^3)^2}. \quad (\text{G.8})$$

This equivalence gets better decreasing c_1 . Therefore, we can replace the Gaussian function in the integral getting

$$\int_0^\infty \frac{u^3 du}{(c_1 u + c_3 u^3)^2} = \frac{1}{2c_1 c_3}, \quad (\text{G.9})$$

which is the result we get previously in (G.5) and (5.13).

References

- [1] A. Karch, E. Katz, D. T. Son, and M. A. Stephanov, “Linear confinement and AdS/QCD,” [Phys. Rev. D **74** \(2006\) 015005](#), [arXiv:hep-ph/0602229](#).
- [2] J. Goldstone, A. Salam, and S. Weinberg, “Broken symmetries,” [Phys. Rev. **127** \(Aug, 1962\) 965–970](#). <https://link.aps.org/doi/10.1103/PhysRev.127.965>.
- [3] M. E. Peskin and D. V. Schroeder, [An Introduction to quantum field theory](#). Addison-Wesley, Reading, USA, 1995.
- [4] M. Maggiore, [A Modern introduction to quantum field theory](#). Oxford University Press, 2005.
- [5] G. P. Engel, L. Giusti, S. Lottini, and R. Sommer, “Chiral Symmetry Breaking in QCD with Two Light Flavors,” [Phys. Rev. Lett. **114** no. 11, \(2015\) 112001](#), [arXiv:1406.4987 \[hep-ph\]](#).

- [6] J. M. Maldacena, “The Large N limit of superconformal field theories and supergravity,” [*Adv. Theor. Math. Phys.* **2** \(1998\) 231–252](#), [arXiv:hep-th/9711200](#).
- [7] S. S. Gubser, I. R. Klebanov, and A. M. Polyakov, “Gauge theory correlators from noncritical string theory,” [*Phys. Lett. B* **428** \(1998\) 105–114](#), [arXiv:hep-th/9802109](#).
- [8] E. Witten, “Anti-de Sitter space and holography,” [*Adv. Theor. Math. Phys.* **2** \(1998\) 253–291](#), [arXiv:hep-th/9802150](#).
- [9] J. Erlich, E. Katz, D. T. Son, and M. A. Stephanov, “QCD and a holographic model of hadrons,” [*Phys. Rev. Lett.* **95** \(2005\) 261602](#), [arXiv:hep-ph/0501128](#).
- [10] L. Da Rold and A. Pomarol, “Chiral symmetry breaking from five dimensional spaces,” [*Nucl. Phys. B* **721** \(2005\) 79–97](#), [arXiv:hep-ph/0501218](#).
- [11] P. Colangelo, F. De Fazio, F. Giannuzzi, F. Jugeau, and S. Nicotri, “Light scalar mesons in the soft-wall model of AdS/QCD,” [*Phys. Rev. D* **78** \(2008\) 055009](#), [arXiv:0807.1054 \[hep-ph\]](#).
- [12] T. Gherghetta, J. I. Kapusta, and T. M. Kelley, “Chiral symmetry breaking in the soft-wall AdS/QCD model,” [*Phys. Rev. D* **79** \(2009\) 076003](#), [arXiv:0902.1998 \[hep-ph\]](#).
- [13] Z. Abidin and C. E. Carlson, “Strange hadrons and kaon-to-pion transition form factors from holography,” [*Phys. Rev. D* **80** \(2009\) 115010](#), [arXiv:0908.2452 \[hep-ph\]](#).
- [14] H. R. Grigoryan and A. V. Radyushkin, “Pion form-factor in chiral limit of hard-wall AdS/QCD model,” [*Phys. Rev. D* **76** \(2007\) 115007](#), [arXiv:0709.0500 \[hep-ph\]](#).
- [15] A. Vega and I. Schmidt, “Scalar hadrons in AdS(5) x S**5,” [*Phys. Rev. D* **78** \(2008\) 017703](#), [arXiv:0806.2267 \[hep-ph\]](#).
- [16] H. J. Kwee and R. F. Lebed, “Pion form-factors in holographic QCD,” [*JHEP* **01** \(2008\) 027](#), [arXiv:0708.4054 \[hep-ph\]](#).
- [17] H. J. Kwee and R. F. Lebed, “Pion Form Factor in Improved Holographic QCD Backgrounds,” [*Phys. Rev. D* **77** \(2008\) 115007](#), [arXiv:0712.1811 \[hep-ph\]](#).
- [18] K. Chelabi, Z. Fang, M. Huang, D. Li, and Y.-L. Wu, “Chiral Phase Transition in the Soft-Wall Model of AdS/QCD,” [*JHEP* **04** \(2016\) 036](#), [arXiv:1512.06493 \[hep-ph\]](#).
- [19] L.-X. Cui, Z. Fang, and Y.-L. Wu, “Infrared-Improved Soft-wall AdS/QCD Model for Mesons,” [*Eur. Phys. J. C* **76** no. 1, \(2016\) 22](#), [arXiv:1310.6487 \[hep-ph\]](#).
- [20] Y.-Q. Sui, Y.-L. Wu, Z.-F. Xie, and Y.-B. Yang, “Prediction for the Mass Spectra of Resonance Mesons in the Soft-Wall AdS/QCD with a Modified 5D Metric,” [*Phys. Rev. D* **81** \(2010\) 014024](#), [arXiv:0909.3887 \[hep-ph\]](#).
- [21] Z. Fang, Y.-L. Wu, and L. Zhang, “Chiral phase transition and meson spectrum in improved soft-wall AdS/QCD,” [*Phys. Lett. B* **762** \(2016\) 86–95](#), [arXiv:1604.02571 \[hep-ph\]](#).
- [22] A. Ballon-Bayona, G. a. Krein, and C. Miller, “Decay constants of the pion and its excitations in holographic QCD,” [*Phys. Rev. D* **91** \(2015\) 065024](#), [arXiv:1412.7505 \[hep-ph\]](#).
- [23] A. Ballon-Bayona, G. Krein, and C. Miller, “Strong couplings and form factors of charmed mesons in holographic QCD,” [*Phys. Rev. D* **96** no. 1, \(2017\) 014017](#), [arXiv:1702.08417 \[hep-ph\]](#).
- [24] M. A. Martin Contreras, E. Folco Capossoli, D. Li, A. Vega, and H. Boschi-Filho, “Pion form factor from an AdS deformed background,” [arXiv:2104.04640 \[hep-ph\]](#).

- [25] X. Cao, S. Qiu, H. Liu, and D. Li, “Thermal properties of light mesons from holography,” [arXiv:2102.10946 \[hep-ph\]](#).
- [26] E. Folco Capossoli, M. A. Martín Contreras, D. Li, A. Vega, and H. Boschi-Filho, “Hadronic spectra from deformed AdS backgrounds,” [Chin. Phys. C](#) **44** no. 6, (2020) 064104, [arXiv:1903.06269 \[hep-ph\]](#).
- [27] E. Kiritsis and F. Nitti, “On massless 4D gravitons from asymptotically AdS(5) space-times,” [Nucl. Phys. B](#) **772** (2007) 67–102, [arXiv:hep-th/0611344](#).
- [28] U. Gursoy, E. Kiritsis, and F. Nitti, “Exploring improved holographic theories for QCD: Part II,” [JHEP](#) **02** (2008) 019, [arXiv:0707.1349 \[hep-th\]](#).
- [29] S. S. Gubser, A. Nellore, S. S. Pufu, and F. D. Rocha, “Thermodynamics and bulk viscosity of approximate black hole duals to finite temperature quantum chromodynamics,” [Phys. Rev. Lett.](#) **101** (2008) 131601, [arXiv:0804.1950 \[hep-th\]](#).
- [30] D. Li and M. Huang, “Dynamical holographic QCD model for glueball and light meson spectra,” [JHEP](#) **11** (2013) 088, [arXiv:1303.6929 \[hep-ph\]](#).
- [31] A. Ballon-Bayona, H. Boschi-Filho, L. A. H. Mamani, A. S. Miranda, and V. T. Zanchin, “Effective holographic models for QCD: glueball spectrum and trace anomaly,” [Phys. Rev. D](#) **97** no. 4, (2018) 046001, [arXiv:1708.08968 \[hep-th\]](#).
- [32] A. Ballon-Bayona, H. Boschi-Filho, L. A. H. Mamani, A. S. Miranda, and V. T. Zanchin, “An effective holographic approach to QCD,” in [14th International Workshop on Hadron Physics](#). 4, 2018. [arXiv:1804.01579 \[hep-th\]](#).
- [33] A. Ballon-Bayona, L. A. H. Mamani, A. S. Miranda, and V. T. Zanchin, “Effective holographic models for QCD: Thermodynamics and viscosity coefficients,” [arXiv:2103.14188 \[hep-th\]](#).
- [34] I. R. Klebanov and M. J. Strassler, “Supergravity and a confining gauge theory: Duality cascades and chi SB resolution of naked singularities,” [JHEP](#) **08** (2000) 052, [arXiv:hep-th/0007191](#).
- [35] J. M. Maldacena and C. Nunez, “Towards the large N limit of pure N=1 superYang-Mills,” [Phys. Rev. Lett.](#) **86** (2001) 588–591, [arXiv:hep-th/0008001](#).
- [36] A. Karch and E. Katz, “Adding flavor to AdS / CFT,” [JHEP](#) **06** (2002) 043, [arXiv:hep-th/0205236](#).
- [37] T. Sakai and S. Sugimoto, “Low energy hadron physics in holographic QCD,” [Prog. Theor. Phys.](#) **113** (2005) 843–882, [arXiv:hep-th/0412141](#).
- [38] J. D. Edelstein and R. Portugues, “Gauge/string duality in confining theories,” [Fortsch. Phys.](#) **54** (2006) 525–579, [arXiv:hep-th/0602021](#).
- [39] J. Erdmenger, N. Evans, I. Kirsch, and E. Threlfall, “Mesons in Gauge/Gravity Duals - A Review,” [Eur. Phys. J. A](#) **35** (2008) 81–133, [arXiv:0711.4467 \[hep-th\]](#).
- [40] N. J. Evans and J. P. Shock, “Chiral dynamics from AdS space,” [Phys. Rev. D](#) **70** (2004) 046002, [arXiv:hep-th/0403279](#).
- [41] T. Sakai and S. Sugimoto, “More on a holographic dual of QCD,” [Prog. Theor. Phys.](#) **114** (2005) 1083–1118, [arXiv:hep-th/0507073](#).
- [42] R. Casero, E. Kiritsis, and A. Paredes, “Chiral symmetry breaking as open string tachyon condensation,” [Nucl. Phys. B](#) **787** (2007) 98–134, [arXiv:hep-th/0702155](#).

- [43] I. Iatrakis, E. Kiritsis, and A. Paredes, “An AdS/QCD model from Sen’s tachyon action,” [*Phys. Rev. D* **81** \(2010\) 115004](#), [arXiv:1003.2377 \[hep-ph\]](#).
- [44] I. Iatrakis, E. Kiritsis, and A. Paredes, “An AdS/QCD model from tachyon condensation: II,” [*JHEP* **11** \(2010\) 123](#), [arXiv:1010.1364 \[hep-ph\]](#).
- [45] A. Ballon-Bayona and L. A. H. Mamani, “Nonlinear realization of chiral symmetry breaking in holographic soft wall models,” [*Phys. Rev. D* **102** no. 2, \(2020\) 026013](#), [arXiv:2002.00075 \[hep-ph\]](#).
- [46] G. F. de Teramond and S. J. Brodsky, “Light-Front Holography and Gauge/Gravity Duality: The Light Meson and Baryon Spectra,” [*Nucl. Phys. B Proc. Suppl.* **199** \(2010\) 89–96](#), [arXiv:0909.3900 \[hep-ph\]](#).
- [47] F. Zuo, “Improved Soft-Wall model with a negative dilaton,” [*Phys. Rev. D* **82** \(2010\) 086011](#), [arXiv:0909.4240 \[hep-ph\]](#).
- [48] A. Karch, E. Katz, D. T. Son, and M. A. Stephanov, “On the sign of the dilaton in the soft wall models,” [*JHEP* **04** \(2011\) 066](#), [arXiv:1012.4813 \[hep-ph\]](#).
- [49] S. R. Coleman and E. Witten, “Chiral Symmetry Breakdown in Large N Chromodynamics,” [*Phys. Rev. Lett.* **45** \(1980\) 100](#).
- [50] A. Cherman, T. D. Cohen, and E. S. Werbos, “The Chiral condensate in holographic models of QCD,” [*Phys. Rev. C* **79** \(2009\) 045203](#), [arXiv:0804.1096 \[hep-ph\]](#).
- [51] C. P. Herzog, “A Holographic Prediction of the Deconfinement Temperature,” [*Phys. Rev. Lett.* **98** \(2007\) 091601](#), [arXiv:hep-th/0608151](#).
- [52] E. V. Shuryak, [The QCD vacuum, hadrons and the superdense matter](#), vol. 8. World Scientific Lecture Notes in Physics: Volume 71, 1988.
- [53] L. Giusti, F. Rapuano, M. Talevi, and A. Vladikas, “The QCD chiral condensate from the lattice,” [*Nucl. Phys. B* **538** \(1999\) 249–277](#), [arXiv:hep-lat/9807014](#).
- [54] **JLQCD** Collaboration, H. Fukaya, S. Aoki, S. Hashimoto, T. Kaneko, J. Noaki, T. Onogi, and N. Yamada, “Determination of the chiral condensate from 2+1-flavor lattice QCD,” [*Phys. Rev. Lett.* **104** \(2010\) 122002](#), [arXiv:0911.5555 \[hep-lat\]](#). [Erratum: *Phys.Rev.Lett.* 105, 159901 (2010)].
- [55] C. McNeile, A. Bazavov, C. T. H. Davies, R. J. Dowdall, K. Hornbostel, G. P. Lepage, and H. D. Trotter, “Direct determination of the strange and light quark condensates from full lattice QCD,” [*Phys. Rev. D* **87** no. 3, \(2013\) 034503](#), [arXiv:1211.6577 \[hep-lat\]](#).
- [56] **Particle Data Group** Collaboration, M. Tanabashi *et al.*, “Review of Particle Physics,” [*Phys. Rev. D* **98** no. 3, \(2018\) 030001](#).
- [57] T. M. Kelley, S. P. Bartz, and J. I. Kapusta, “Pseudoscalar Mass Spectrum in a Soft-Wall Model of AdS/QCD,” [*Phys. Rev. D* **83** \(2011\) 016002](#), [arXiv:1009.3009 \[hep-ph\]](#).
- [58] O. Y. A. Gokalp, Y. Sarac, “Scalar a_0 -meson contributions to radiative $\omega \rightarrow \pi^0 \eta \gamma$ and $\rho^0 \rightarrow \pi^0 \eta \gamma$ decays,” [*Eur. Phys. J. C* **22** \(2001\) 327](#).
- [59] Y. Kinar, E. Schreiber, and J. Sonnenschein, “Q anti-Q potential from strings in curved space-time: Classical results,” [*Nucl. Phys. B* **566** \(2000\) 103–125](#), [arXiv:hep-th/9811192](#).
- [60] L. A. H. Mamani, A. S. Miranda, H. Boschi-Filho, and N. R. F. Braga, “Vector meson quasinormal modes in a finite-temperature AdS/QCD model,” [*JHEP* **03** \(2014\) 058](#), [arXiv:1312.3815 \[hep-th\]](#).

- [61] A. S. Miranda, C. A. Ballon Bayona, H. Boschi-Filho, and N. R. F. Braga, “Black-hole quasinormal modes and scalar glueballs in a finite-temperature AdS/QCD model,” [JHEP](#) **11** (2009) 119, [arXiv:0909.1790 \[hep-th\]](#).
- [62] L. A. H. Mamani, A. S. Miranda, and V. T. Zanchin, “Melting of scalar mesons and black-hole quasinormal modes in a holographic QCD model,” [Eur. Phys. J. C](#) **79** no. 5, (2019) 435, [arXiv:1809.03508 \[hep-th\]](#).
- [63] S. P. Bartz and T. Jacobson, “Chiral Phase Transition and Meson Melting from AdS/QCD,” [Phys. Rev. D](#) **94** (2016) 075022, [arXiv:1607.05751 \[hep-ph\]](#).