

Calabi–Yau CFTs and Random Matrices

Nima Afkhami-Jeddi,^a Anthony Ashmore^{a,b} and Clay Córdova^a

^a*Enrico Fermi Institute & Kadanoff Center for Theoretical Physics,
University of Chicago, Chicago, IL 60637, USA*

^b*Sorbonne Université, CNRS, LPTHE, F-75005 Paris, France*

Abstract

Using numerical methods for finding Ricci-flat metrics, we explore the spectrum of local operators in two-dimensional conformal field theories defined by sigma models on Calabi–Yau targets at large volume. Focusing on the examples of K3 and the quintic, we show that the spectrum, averaged over a region in complex structure moduli space, possesses the same statistical properties as the Gaussian orthogonal ensemble of random matrix theory.

Contents

1	Introduction	1
1.1	Random Matrices and Chaos	3
1.2	Calabi–Yau Manifolds and Conformal Field Theories	3
2	Spectral Statistics and Random Matrix Theory	5
2.1	Short-Range Correlations	8
2.2	Long-Range Correlations	9
3	Sigma Models: CFTs and Quantum Mechanics	12
4	The Laplacian	15
4.1	The Laplacian	15
4.2	Numerical Metrics and the Spectrum of Δ	17
5	Results for Spectral Statistics	20
5.1	Genus-3 Curves	21
5.2	K3 Complex Surfaces	22
5.3	Quintic Calabi–Yau Threefolds	24

1 Introduction

In this paper, we use numerical methods to investigate two-dimensional conformal field theories defined by sigma models on Calabi–Yau targets. Specifically, we compute the low-lying spectrum of the Laplacian on Calabi–Yau manifolds equipped with Ricci-flat metrics. In the large-volume limit, the corresponding excitations come from string momentum modes, and so this calculation gives the spectrum of local operators in the worldsheet CFT. Computing this spectrum for many different choices of moduli gives an ensemble of CFT data that we can analyze statistically. In particular, we show that the spectrum averaged over a region in complex structure moduli space enjoys the same statistical properties as the Gaussian orthogonal ensemble (GOE) of random matrix theory (RMT). An example of our results for the quintic Calabi–Yau threefold is shown in Figure 1.

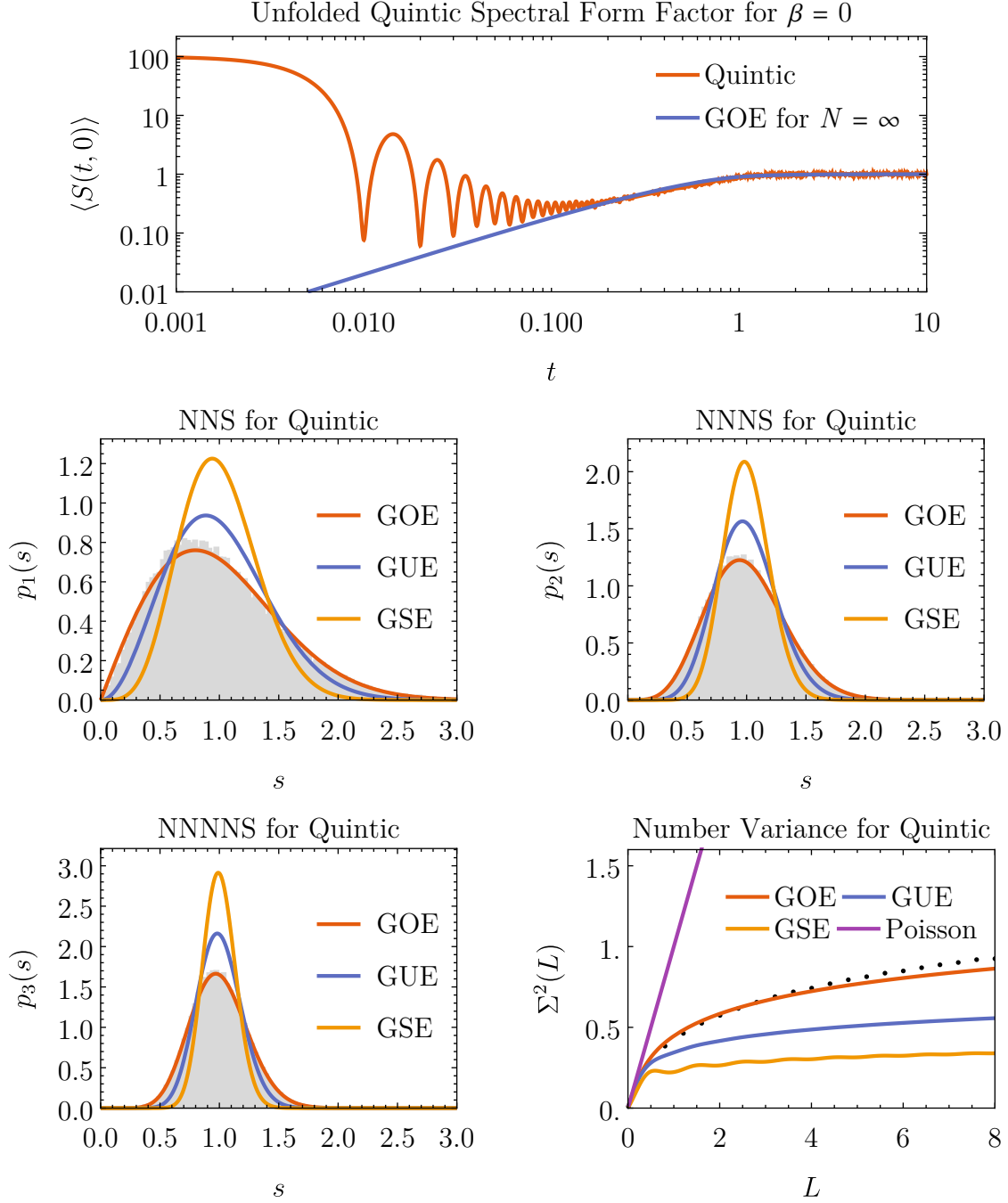


Figure 1: The top row shows the unfolded spectral form factor for $\beta = 0$ for quintic Calabi–Yau threefolds. The orange curve shows an ensemble average consisting of 1,000 samples in complex structure moduli space with each sample containing the lowest-lying 100 eigenvalues. The dip, ramp and plateau are all present. The second and third rows display certain spectral statistics together with fits to GOE. (Other matrix ensembles are also shown for comparison.) The second row shows the nearest-neighbor level spacings (NNS) and the next-to-nearest (NNNS). The third row shows the next-to-next-to-nearest (NNNNS) level spacings and the number variance.

1.1 Random Matrices and Chaos

Random matrices are a hallmark of quantum chaos (See e.g. [1–4] and references therein for a review). The seminal conjectures of Bohigas, Giannoni and Schmit [5, 6] codified this by postulating that systems whose classical limit shows sufficient ergodicity display random matrix statistics in their quantum energy levels. Several of the most prominent features of quantum chaos are the repulsion of nearby energy levels, and the long-range rigidity of the spectrum, both of which contrast sharply with the statistics of a Poisson random process. (See the nearest-neighbor level spacings (NNS) and Σ^2 plots in Figure 1.)

Since chaos is generic in physical systems, the general features of random matrix theory are ubiquitous and have found applications in physical systems ranging from nuclear physics [7–10] to billiards [5, 11, 12] to the quantum hall effect [13]. Recently a particular diagnostic, the spectral form factor (SFF), has been used to investigate spectral correlations in quantum many-body systems such as the SYK model [14–17] as well as in the context of black hole physics and gravitational systems [18–22]. In this situation, the essential result is that the black hole energy levels are discrete, non-degenerate and chaotic. At late times, this implies that correlations functions cannot decrease but instead must oscillate [23–26]. This behavior, suitably averaged, is precisely captured by random matrix statistics and leads to features known colloquially as the *ramp* and the *plateau*. (See the SFF plot in Figure 1.)

1.2 Calabi–Yau Manifolds and Conformal Field Theories

The appearance of random matrix theory in the setting of quantum gravity suggests via holography that generic conformal field theories might also display such features in their spectrum. However, to date, few explicit field theory calculations have been carried out. Notable exceptions are the averages of 2d free field theories discussed in [27–29] where exact calculations give rise to a Chern–Simons-like theory of gravity. By contrast, in this work we analyze genuine interacting theories where RMT statistics are expected.

Our focus is (super)conformal field theories defined by sigma models into Calabi–Yau targets. (Explicitly we consider the K3 surface and the quintic threefold). These theories have been well studied from a variety of points of view as they give rise to rich target spaces for string theory. Most calculations in these theories involve observables protected by supersymmetry which can often be computed even at strong coupling. (See e.g. [30–37].) There has also been work exploring these conformal field theories making use of the modular properties of the partition function and from the perspective of the conformal bootstrap [38–43].

In each of these previous analyses the focus has been on the properties of a few low-dimension operators (such as those in the chiral ring). By contrast, to compare to the predictions of random matrix theory one needs access to hundreds of (non-BPS) eigenstates so that their statistics can be cleanly diagnosed. To achieve this precision we will work in the

large-volume regime of the sigma model. In this weakly coupled limit the theory reduces to the quantum mechanics of a particle moving in the Calabi–Yau target. We can then determine the spectrum by solving for the eigenvalues of the Laplace operator on this manifold.

A fundamental challenge in carrying out this calculation is the fact that Ricci-flat metrics on Calabi–Yau manifolds (required to ensure a vanishing beta function in the conformal field theory) are not known analytically. As a result, we proceed numerically. The past decade has seen a number of techniques introduced for computing numerical Kähler–Einstein metrics, with a particular focus on Ricci-flat examples on Calabi–Yau manifolds. These include a lattice approach [44], spectral methods [45–48], and most recently neural networks [49–51]. In this paper, we will use the spectral method which has become known as “Donaldson’s algorithm” [47] to compute the Ricci-flat metrics numerically. We then compute the scalar Laplacian using the method laid out in [52, 53], solving for the spectrum of operators for many choices of complex structure moduli, and then analyze the resulting distribution of eigenvalues.

As expected for a complex system, the spectrum at a fixed value of couplings, in this case complex structure moduli, is highly erratic. To detect structure we pass to an ensemble by sampling over a region in complex structure moduli space.¹ After unfolding, the resulting ensemble shows good agreement with expectations of the large- N GOE ensemble to within the numerical precision available in our calculations. Comparing to the general expectations of the conjectures of [5, 6] this strongly suggests that the geodesic motion on Ricci-flat Calabi–Yau manifolds is ergodic. It would be interesting to explore this connection further and see if it hints at whether or not there is a useful physical interpretation for ensemble-averaged CFTs.

With an eye to future directions, we note that the idea of looking at the statistics of string vacua is an old one, whether via distributions of flux vacua [54–60] or “random” scalar potentials [61, 62]. The novelty of our approach is the access to the non-BPS data of the string/CFT spectrum. It should be possible to extend our work to the full (p, q) -form spectrum or to examine the distribution of Yukawa-like couplings over moduli space.² Physically, such data would be extremely useful, especially in light of the fact that fixing moduli has proven to be so difficult, as one could then ask questions about what kind of four-dimensional physics is possible for a given Calabi–Yau, allowing a true exploration of the landscape. Furthermore, while analytically computing non-BPS quantities, such as normalized Yukawa couplings or Kähler potentials, is currently out of reach, the ensemble-averaged versions may have simpler mathematical descriptions.

Since the generic behavior of physical systems is chaotic, it is perhaps not surprising that one finds RMT statistics in sigma models. For example, taking random metrics on the target space, one would expect the spectrum of the Laplacian to obey RMT. What *is*

¹Our averaging procedure is rather rudimentary, weighting each point equally. One could also consider averaging using the Weil–Petersson metric on the moduli space as was done for the torus in [27–29].

²One could also then compare these with the general bounds for Kaluza–Klein modes derived in [63].

surprising is that one sees this chaotic behavior even for the very special class of Ricci-flat (or Kähler–Einstein) metrics that are relevant for 2d CFTs.³

Note that here we observe RMT behavior in the spectral statistics of the low-lying CFT operators which survive the large-volume limit. This is in contrast to recent works [21,22,66,67] where RMT behavior is expected arise from the chaotic dynamics of black holes and is therefore observed in the spectrum of the heavy microstates with a dense spectrum accounting for the black hole entropy. In cases where a holographic dual exists, it is expected that observables such as the SFF receive contributions from saddles corresponding to wormholes in the gravitational path integral, providing a dual gravitational description for various RMT features [18,68–70]. It is not clear whether the light sector of the ensemble-averaged sigma model admits such a description. It would be interesting to explore whether the ensemble average over the full sigma model admits a dual description.⁴ It is also worth mentioning that there is a slight tension with CFT consistency conditions if the low-lying operators are strictly described by RMT statistics. This is because according to the RMT description, there is a finite but small probability that the lightest operator in the theory is arbitrarily heavy which conflicts with modular invariance of the torus partition function [38,42]. Nevertheless, as we will show, the light operators of the sigma model clearly exhibit statistics indicative of chaotic behavior.

We start with quick review of RMT and some spectral diagnostics in Section 2. We then outline the connection between sigma models, CFTs and the spectrum of the Laplacian in the large-volume limit in Section 3, and give an overview of our numerical method for numerically computing Ricci-flat metrics and the spectrum of the Laplacian in Section 4. Finally, in Section 5 we present our results for the spectra of genus-3 curves, K3 surfaces and quintic threefolds, finding agreement with GOE statistics in all cases.

2 Spectral Statistics and Random Matrix Theory

In this section, we begin by recalling the concept of ensemble averages of physical systems, followed by reviewing properties of the Gaussian orthogonal ensemble (GOE) of random matrices. This is the appropriate ensemble for a real symmetric matrix corresponding to a Hamiltonian with time-reversal symmetry. It is expected that eigenvalue statistics of quantum chaotic systems with this symmetry are well described by the GOE. In the figures that follow for comparison we sometimes plot various quantities for the Gaussian unitary ensemble (GUE) and Gaussian symplectic ensemble (GSE), though we do not present a

³Note that repeating the numerics for a torus sampled over its complex structure modulus does *not* lead to RMT statistics. Instead one finds Poisson statistics, in agreement with the general results of [64,65] for a system that is classically integrable.

⁴See [71] for progress made in this direction.

detailed discussion of these models.⁵ We then discuss various statistics that capture short- or long-range correlations in spectra, and give the corresponding distributions for GOE in the large- N limit. These statistics will be used in Section 5 to analyze the scaling dimensions of scalar operators in certain CFTs, so it is useful to introduce them first within the well-known context of RMT.

Consider a single instance of a quantum system with energy levels $E_n = (E_1, E_2, \dots)$. These might also be the eigenvalues of a single matrix from an ensemble. The density of states is defined to be

$$\rho(E) = \sum_n \delta(E - E_n) . \quad (2.1)$$

When we have an ensemble of systems with a corresponding set of Hamiltonians and their spectra, such as an ensemble of random matrices, we can define ensemble-averaged quantities to be simply the average over the ensemble. Unless otherwise specified, we use angle brackets to denote such an ensemble average: for example, $\langle \rho(E) \rangle$ is the averaged density of states.

Note that if one has only a single instance of a system, one can still define an average by integrating over an energy window:

$$\overline{\rho(E)} = \frac{1}{\delta} \int_{E-\delta/2}^{E+\delta/2} dE' \rho(E') , \quad (2.2)$$

where δ should be large enough to smooth out fluctuations but small enough to be negligible on the scale at which the average itself varies (so that the result is somewhat independent of δ). Since the systems we consider naturally come from ensembles, we will not use this alternative formulation.

The appearance of random matrices in the study of chaotic systems is well established though perhaps surprising at first sight. The first observation is that for random matrix ensembles, in the large matrix limit (large N), spectral averages over a single matrix are equivalent to averages over the full ensemble. This allows one to search for RMT-like behavior in systems by considering ensembles of theories and then averaging. Work in recent decades has suggested that RMT should be thought of as describing somewhat generic properties of these systems. One should then ask whether a particular instance of the system belongs to a subset of the ensemble that has non-generic spectral statistics. Chaotic systems should then be thought of as systems where we lack a priori information and thus have no reason to think of them as being non-generic. Conversely, systems which are integrable classically should be thought of as non-generic. RMT is thus often a “null hypothesis”. In a sense, a main result of this paper is that the low-lying spectrum of certain CFTs in the large-volume limit is sufficiently generic to display RMT behavior.

⁵The interested reader can find an even larger classification of symmetries of random matrices in terms of Riemannian symmetric spaces in [72].

There are several diagnostics of spectral correlations focusing on different features of the spectrum which have proven useful in verifying RMT predictions. We focus on aspects relevant to our analysis of the spectrum of Laplace operator. We will provide only a brief overview of the relevant concepts. See [1, 4] for a more comprehensive discussion.

For an $N \times N$ random matrix drawn from the GOE, the joint probability density for the eigenvalues E_i is given by

$$P_N(E_1, \dots, E_N) = C_N \exp\left(-\frac{1}{2} \sum_{i=1}^N E_i^2\right) \left(\prod_{1 \leq j < k \leq N} |E_j - E_k|\right), \quad (2.3)$$

where C_N is a normalization constant. This distribution exhibits the key features of Gaussian falloff of the individual E_i as well as the Vandermonde repulsion of pairs of eigenvalues. The k -point correlation functions which encode partial probability distributions where only k eigenvalues are observed can then be expressed as

$$R_k(E_1, \dots, E_k) \propto \int \left(\prod_{i=k+1}^N dE_i\right) P_N(E_1, \dots, E_N). \quad (2.4)$$

Analytic expressions for the correlation functions may be obtained in the $N \rightarrow \infty$ limit. Famously, the Wigner semi-circle distribution describes the density of states in this limit:

$$\rho(E) \equiv N R_1(E) = \frac{1}{\pi} \sqrt{2N - E^2} \quad \text{for } N \rightarrow \infty. \quad (2.5)$$

Below, we focus on the large- N limit since we are interested in comparing the spectral properties of a Hamiltonian in an infinite-dimensional Hilbert space, albeit with a practically limited cut-off, to RMT predictions. As we mentioned earlier, the large- N results also capture the leading behavior of ensemble-averaged finite- N matrices.

In general applications of RMT to chaotic Hamiltonians, the density of states (2.5) is not a realistic model. Instead, the spectral correlations are captured by the statistics of the distribution (2.3). Given a physical system, the eigenvalue correlations will have a system-dependent contribution and a random universal part. Generally, it is only the latter part that can be used for comparison between different systems or different matrix ensembles. To isolate this universal part, we remove the dependence on the mean density of states by “unfolding” the spectrum, giving a new sequence of eigenvalues with the same fluctuation properties but with a mean density equal to one [4]. This is done by separating the eigenvalues by an amount inversely proportional to the mean density. Specifically, we introduce a variable

$$\alpha(E) \equiv \int_{-\infty}^E dE' R_1(E'), \quad (2.6)$$

which counts the number of eigenvalues with value less than E . We then transform all correlators to functions of the α variables by introducing unfolded correlation functions $G_k(\alpha_1, \alpha_2, \dots, \alpha_k)$ obeying

$$G_k(\alpha_1(E_1), \alpha_2(E_2), \dots, \alpha_k(E_k)) \equiv \frac{R_k(E_1, E_2, \dots, E_k)}{R(E_1)R(E_2) \dots R(E_k)} . \quad (2.7)$$

In particular, the unfolded one-point function $G_1(\alpha)$ is constant. The unfolded correlation functions can thus be interpreted as conditional probability distributions. In what follows, we primarily consider the unfolded spectrum and correlators in the large- N limit.

The discussion above assumes a single instance of an $N \times N$ matrix, however one can also unfold the spectra of an ensemble random matrices. To do this, we simply define $\alpha(E)$ to be the ensemble average of the number of eigenvalues less than E :

$$\alpha(E) \equiv \left\langle \int_{-\infty}^E dE' \rho(E') \right\rangle , \quad (2.8)$$

that is, one unfolds the spectrum using the average eigenvalue density $\langle \rho(E) \rangle$.

2.1 Short-Range Correlations

The short-range correlations in the spectrum may be probed by studying the distribution of nearest-neighbor spacings (NNS) between the eigenvalues, which we denote by $p_1(s)$. The NNS describes the probability that two randomly chosen consecutive eigenvalues in the spectrum have a separation s . The NNS distribution may be defined using the joint probability distribution and in general depends on all ($k \geq 2$)-point correlations in the spectrum. Exact analytic results can be expressed in terms of fast-converging infinite products in the large- N limit for the Gaussian ensembles [1]. However, for our purposes it suffices to use Wigner's approximation to the spacing distribution given by

$$p_1(s) = \frac{\pi}{2} s \exp\left(-\frac{\pi}{4} s^2\right) . \quad (2.9)$$

The fact that the maximum of this function occurs away from $s = 0$ reflects eigenvalue repulsion, which is expected due to the Vandermonde determinant appearing in the probability density for the eigenvalues. This should be contrasted with the nearest-neighbor statistics arising from an uncorrelated Poisson distribution which is described by a simple exponential decay $p(s) \sim e^{-s}$.

More generally, we may also be interested in higher-order level spacings, i.e. next ^{$k-1$} nearest-neighbor spacings. A Wigner-like ansatz determines these distributions $p_k(s)$ to be [1]

$$p_k(s) = s^{a_k} \exp(-b_k s^2) , \quad (2.10)$$

where the omitted constant of proportionality is fixed by demanding $p_k(s)$ integrates to one, and the k -dependent parameters are given by

$$a_k = \frac{k^2 + 3k - 2}{2} , \quad b_k = \Gamma^2\left(\frac{(2+k)(1+k)}{4}\right) / \Gamma^2\left(\frac{(3+k)k}{4}\right) . \quad (2.11)$$

2.2 Long-Range Correlations

There are various diagnostics which probe the long-range correlations in the spectrum. Here we focus on quantities derived from the two-point correlation function $G_2(r)$ with $r = \alpha_1 - \alpha_2 \geq 0$. At large N , away from the edges of the spectrum, one has [1]

$$G_2(r) = 1 - \frac{\sin^2(\pi r)}{\pi^2 r^2} - \frac{d}{dr} \left(\frac{\sin(\pi r)}{\pi r} \right) \int_r^\infty dy \frac{\sin(\pi y)}{\pi y} . \quad (2.12)$$

The constant 1 above can be viewed as the contribution of the disconnected product of one-point functions. The connected correlator decays as a power law ($\sim r^{-2}$) illustrating the long-range correlations. In practice, since we deal with finite-size systems we will need to be aware of finite- N modifications to the expression above. There are a number of statistical quantities derived from the two-point function, two of which we now review.

Number Variance

Let $\eta(L, \alpha)$ be the number of levels in the interval $[\alpha, \alpha + L]$. The number variance $\Sigma^2(L)$ is then

$$\Sigma^2(L) = \overline{\eta(L, \alpha)^2} - \overline{\eta(L, \alpha)}^2 , \quad (2.13)$$

where here the bars indicate an average over the starting point α . By definition on the unfolded scale $\overline{\eta(L, \alpha)} = L$. Thus, in an interval of length L we expect on average $L \pm \sqrt{\Sigma^2(L)}$ levels. It is straightforward to derive a relationship between Σ^2 and the (connected) two-point function:

$$\Sigma^2(L) = L + 2 \int_0^L dr (L - r)(G_2(r) - 1) . \quad (2.14)$$

In particular, using expression (2.12) for the correlator we see that for large L and N we have in the GOE

$$\Sigma^2(L) \approx \frac{2}{\pi^2} \log(L) + O(1) . \quad (2.15)$$

This logarithmic growth is an indication of spectral rigidity and should be contrasted with a Poisson process where the connected correlator vanishes, and Σ^2 grows linearly with L . The expression for $\Sigma^2(L)$ including subleading corrections in L can be found in, for example, [3, Eq. 5.13]. We use the full expression when checking our numerical results in Section 5.

Spectral Form Factor

The spectral form factor (SFF), $S(t, \beta)$, is another useful diagnostic for probing correlations present in the spectrum [73]. Given a Hamiltonian H for some system, one can analytically continue the thermal partition function $Z(\beta)$ to a function of real time t and inverse temperature β :

$$Z(t, \beta) = \text{Tr} e^{-(\beta+2\pi it)H} . \quad (2.16)$$

The time average of this function vanishes, with $Z(t, \beta)$ itself oscillating wildly at late times (compared with the spacing of energy levels). The size of the fluctuations are captured by the SFF:

$$S(t, \beta) \equiv \frac{|Z(t, \beta)|^2}{Z(0, 2\beta)} = \frac{|\text{Tr} e^{-(\beta+2\pi it)H}|^2}{\text{Tr} e^{-2\beta H}} . \quad (2.17)$$

Following [21], we will take the ensemble average of the SFF, $\langle S(t, \beta) \rangle$, to be the annealed quantity, corresponding to averaging the numerator and denominator separately.

As usual, one can expand the partition function as a sum over energy eigenstates leading to

$$|Z(t, \beta)|^2 = \int dE_1 dE_2 \rho(E_1) \rho(E_2) e^{-\beta(E_1+E_2)+2\pi it(E_1-E_2)} , \quad (2.18)$$

where the density of eigenstates of the Hamiltonian H is given by (2.1). Looking at this expression, we see that the SFF contains information about correlations between pairs of eigenvalues that may be close together or well separated, thus giving information about both short- and long-range correlations. In a chaotic system, the energy differences are mutually irrational leading to a highly oscillatory function for large values of t . Averaging over these fluctuations, the late-time behavior of $|Z(t, \beta)|^2$ is dominated by terms where $E_n \approx E_m$. Thus:

$$S(t, \beta) \xrightarrow{\text{avg over } t \rightarrow \infty} \frac{Z(0, 2\beta)}{Z(0, 2\beta)} = 1 , \quad (2.19)$$

where the choice of denominator in (2.17) ensures this averages to 1.

Given an ensemble of theories with corresponding Hamiltonians and spectra of energies, we can pass to an ensemble average by expressing the expectation value of the product of densities in terms of the connected correlator. On the unfolded energy scale this leads to

$$\langle \rho(\alpha_n) \rho(\alpha_m) \rangle = \delta(\alpha_n - \alpha_m) + (G_2(\alpha_n - \alpha_m) - 1) . \quad (2.20)$$

Thus the ensemble-averaged partition function can be expressed in terms of the (analytically continued) Fourier transform of the connected two-point correlator:

$$\langle |Z(t, \beta)|^2 \rangle = \frac{1}{2\beta} + \text{Re} \left[\frac{1}{\beta} \int_0^\infty dr (G_2(r) - 1) e^{-\beta r + 2\pi i r t} \right] . \quad (2.21)$$

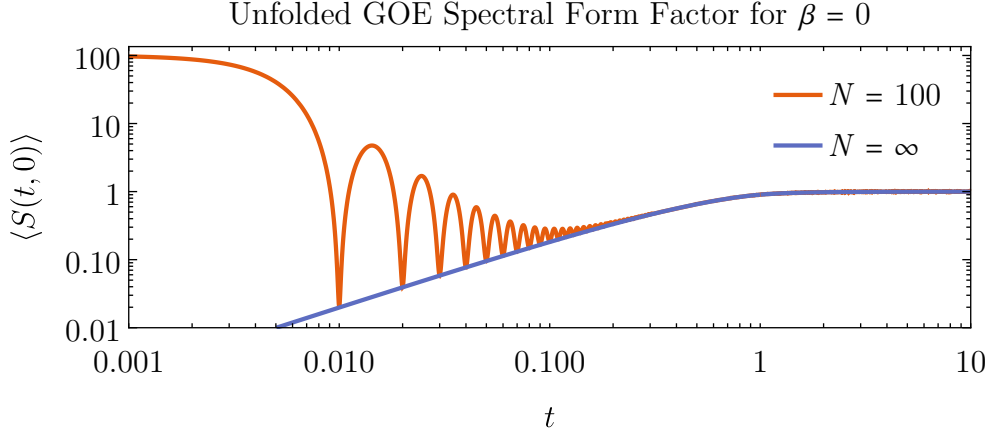


Figure 2: Unfolded finite- N vs infinite- N GOE spectral form factors for $\beta = 0$. The orange curve shows an ensemble average consisting of the eigenvalues of 100,000, 100×100 random symmetric matrices. After the dip, there is a period of approximately linear growth moderated by oscillations of decreasing amplitude, followed by a plateau. The $\beta \rightarrow 0$ limit of equation (2.23) exactly matches the orange curve, so we have not plotted it separately. The blue curve shows the spectral form factor for $N \rightarrow \infty$ and $\beta \rightarrow 0$ as given by (2.23). Only the ramp and plateau are present. The effect of non-zero β is to damp the oscillations on the ramp region.

The resulting averaged spectral form factor for chaotic systems has several distinct features of interest known as the “dip”, “ramp” and “plateau”. These features are clearly visible in Figure 2, which shows the averaged SFF for the case of a GOE. Each of these features probes different aspects of the spectrum:

- The dip arises from the Fourier transform of the disconnected two-point function. At finite N it gives rise to oscillations due to a finite sum over complex exponentials with integer-separated eigenvalues (on the unfolded scale). More explicitly, the dip as well as the oscillations at finite N are approximated by

$$Z_{\text{dip}}^2(t) = \frac{\left| \sum_{n=1}^N e^{-(\beta+2\pi it)n} \right|^2}{\sum_{n=1}^N e^{-2\beta n}} = \frac{\sinh(\beta) \text{csch}(\beta N) (\cos(2\pi N t) - \cosh(\beta N))}{\cos(2\pi t) - \cosh(\beta)} . \quad (2.22)$$

Note that the oscillations are suppressed with increasing β . Furthermore, the expression above results in recurrences at integer values of t arising from exact in-phase oscillations. However, small deviations away from exact integer eigenvalues results in large cancellations at non-zero t which remove this effect in a finite sample size.

- The ramp is characterized by a period of nearly linear growth in the spectral form factor. This linear behavior is a hallmark of large- N random matrix statistics. In particular, using the exact large- N correlator (2.12), one can evaluate the resulting

averaged partition functions. For instance, at $\beta = 0$ one has

$$|Z(t)|^2 = Z_{\text{dip}}^2(t) + \begin{cases} 2|t| - |t| \log(2|t| + 1) & |t| \leq 1, \\ 2 - 2|t| \coth^{-1}(2|t|) & |t| > 1. \end{cases} \quad (2.23)$$

The expression at finite β is easily obtained by convolving the expression above with $\frac{2\beta}{\beta^2 + 4\pi^2 t^2}$ to apply the exponential damping. A comparison of this result to a finite- N GOE is illustrated in Figure 2. More generally, one can see that the power-law behavior of the connected correlator $G_2(r) - 1 \sim r^{-2}$ is responsible for the ramp region of the SFF.

- The plateau marks the transition to the averaged asymptotics of (2.19). In our conventions this occurs at time $t = 1$. As explained above this behavior is characteristic of any theory with a discrete chaotic spectrum. In the context of RMT, this is reproduced by the fact that the connected two-point function vanishes at small separation, so the large- t behavior is dominated by the disconnected contribution to the correlation function. Note that for the GOE, one expects a smooth transition between the ramp and plateau, as observed in Figure 2, while for GUE and GSE one instead expects a sharp transition and a peak respectively.

3 Sigma Models: CFTs and Quantum Mechanics

As mentioned in the introduction, we will be investigating the spectrum of the Laplacian on certain Kähler manifolds with Einstein metrics, which are thus Calabi–Yau in the Ricci-flat case. As we outline in this section, this data has a nice physical interpretation in terms of the spectrum of certain field theories. The theories we consider are sigma models with a non-linear target [74]. We mostly choose the target to be Calabi–Yau so that the two-dimensional sigma model can be extended to a $(2, 2)$ superconformal field theory (SCFT). In practice, however, we will be exclusively focused on the scalar sector in the point-particle limit where the theory simplifies and any Riemannian target is acceptable.

A 2d $(2, 2)$ theory can be defined for any compact Kähler manifold M [75]. The defining action for this theory may be written in terms of scalar fields X^a , viewed as local coordinates on the manifold M , as well as fermion fields ψ^a and λ^b which behave as vector fields on the target space. Schematically one has

$$S = \int_{\Sigma} d^2\sigma [g_{ab} \partial X^a \bar{\partial} X^b + g_{ab} (\psi^a \bar{D} \psi^b + \lambda^a D \lambda^b) + R_{abcd} \psi^a \psi^b \lambda^c \lambda^d] , \quad (3.1)$$

where $\sigma^\mu = (\tau, \sigma)$ are coordinates on the two-dimensional spacetime Σ , $g_{ab}(X)$ is a Kähler metric on the target M , and $R_{abcd}(X)$ is the Riemann tensor associated to g_{ab} .

Semiclassically, the fields X^a are dimensionless and the sigma-model action (3.1) defines a conformal field theory for any Kähler target. Quantum mechanically, it is well known that there are corrections to this statement and generically conformal invariance is lost [76–79]. For instance, as an expansion around the large-volume limit of M , the first non-trivial contribution to the beta function for the metric g_{ab} is [74]

$$\beta_{ab}^g = \alpha' R_{ab} + \dots \quad (3.2)$$

and so conformal invariance is retained at one-loop order only for Ricci-flat targets [80–82]. In the case of $(2, 2)$ supersymmetry where the target is Kähler, the vanishing of the one-loop beta function is necessary and sufficient for exact superconformal invariance, since the target is then Calabi–Yau.⁶

The $(2, 2)$ SCFTs thus obtained are in general strongly interacting and not rational or exactly solvable. They have central charge $c_L = c_R = \frac{3}{2}\dim(M)$. Of particular importance to our analysis is that they are known to admit two families of exactly marginal deformations:

- Kähler moduli – these are the size moduli of the Calabi–Yau. There are $h^{1,1}(M)$ such deformations. In particular, one of these corresponds to the overall volume, $\text{Vol}(M)$, which scales the overall size of the manifold M .
- Complex structure moduli – these are the shape moduli of the Calabi–Yau. There are $h^{2,1}(M)$ such deformations. For the Calabi–Yau manifolds we encounter below, defined by complex equations in projective space, the complex structure moduli may be viewed as a choice of coefficients in the defining equations modulo redefinition of the coordinates.

We will investigate the spectrum of the CFT in the limit of large $\text{Vol}(M)$ when averaged over regions in the complex structure moduli space. Our interest is in the space of states quantized on a circle, or equivalently the space of local operators. For large volume, the CFT spectrum decomposes into states whose energy remains finite as $\text{Vol}(M) \rightarrow \infty$, known as momentum modes, and solitonic states whose energy diverges in this limit. The latter are known as winding modes since they arise from geodesics in the target space.⁷ Taking the limit of large volume thus means that we will confine our attention to the momentum modes. Viewing the two-dimensional spacetime as a string worldsheet, this corresponds to the point-particle limit where the string length is small. In this point-particle limit, the

⁶With $(2, 2)$ supersymmetry, a Calabi–Yau metric defines an exact SCFT, however the physical metric receives corrections and is generically only Kähler to higher-loop order. With $(4, 4)$ supersymmetry, as for a K3 target, the physical metric receives no corrections so that the Calabi–Yau metric is the exact target space metric to all loop orders.

⁷Modular invariance relates these two classes of states and hence will be lost when we focus on the momentum modes. More discussion of these states in the large-volume limit can be found in [83].

spectrum can be understood in a simple quantum mechanical fashion [30].⁸ The Virasoro primaries are labeled by differential forms which are eigenstates of the target-space Laplace operator defined by the metric g . Using the Kähler geometry of the target M we can further decompose these forms by their Hodge type (p, q) with $0 \leq p, q \leq \frac{1}{2}\dim(M)$.⁹

In terms of the fields appearing in the sigma-model action (3.1), we can understand these operators as follows. As with differential forms, we can split the fermion fields into those with holomorphic and those with antiholomorphic indices. Then, given any (p, q) -form defined on the target space we can build an operator:

$$\mathcal{O} = \phi_{i_1 \dots i_p \bar{j}_1 \dots \bar{j}_q}(X) \lambda^{i_1} \dots \lambda^{i_p} \psi^{\bar{j}_1} \dots \psi^{\bar{j}_q} . \quad (3.3)$$

This operator is a Virasoro primary if ϕ is an eigenform of the Laplace operator, $\Delta \equiv \{d, d^\dagger\}$, where d is the exterior derivative operator and d^\dagger is its adjoint with respect to g . The scaling dimension D and spin J of \mathcal{O} are then given by

$$D = \Delta + \frac{p+q}{2} , \quad J = \frac{p-q}{2} . \quad (3.4)$$

Thus the problem of calculating the spectrum of primaries in the large-volume limit is reduced to studying the Laplace operator on the sigma-model target space.

In what follows we will make a further simplification by truncating to those operators constructed only out of the scalar operators X^a . This means that we are studying the Laplace operator acting on functions (as opposed to forms). We can deduce when this approximation is self consistent by applying Weyl's law for the asymptotics of eigenvalues [86]. Specifically this states that for large n , the n -th eigenvalue of the Laplacian, λ_n , is approximately

$$\lambda_n \xrightarrow{n \rightarrow \infty} 4\pi \left(\frac{\Gamma(1 + d/2)n}{\text{Vol}(M)} \right)^{2/d} , \quad (3.5)$$

where d is the dimension of the target space M . We want the primary operator associated to the n -th eigenvalue to have scaling dimension much smaller than those primaries that come from the forms we neglect. In particular, this means that all the operators we consider are scalars with scaling dimensions much less than one. We can still take n , the number of operators, large provided that we simultaneously take the volume of M large:

$$n \ll \frac{\text{Vol}(M)}{(4\pi)^{d/2} \Gamma(1 + d/2)} . \quad (3.6)$$

⁸See also [84, 85] for further discussion of the map between supersymmetric quantum mechanics and differential forms on the target space.

⁹The above describes operators in the NS-NS sector of the (2, 2) sigma model. There are also operators in the Ramond sectors. These operators begin at a finite gap above the ground state (identity operator) and hence we neglect them in the parametrically large-volume limit where we focus on operators close to $\Delta = 0$.

In the following we always assume that the volume is chosen to satisfy this constraint. Since we mostly examine the statistics of the unfolded spectrum, the numerical value of the scaling dimension is not relevant and we often set it to one for convenience. In practice one can always restore the absolute dimensions by scaling the eigenvalues appropriately.

In summary, in the large-volume limit we can consistently truncate to studying the primary operators of the bosonic sigma model of a scalar field X valued in the target M . The spectrum of Virasoro primaries is then given by the eigenfunctions of the Laplace operator, and the CFT partition function is

$$Z(\tau, \bar{\tau}) = \frac{1}{|\eta(\tau)|^2} \sum_n \exp(-\beta \lambda_n) . \quad (3.7)$$

Up to the factors of $\eta(\tau)$ capturing the conformal descendants, this is the same as the quantum mechanical problem of studying a (bosonic) point particle moving on M . Our goal is now to compute this spectrum and to compare its properties when averaged over complex structure moduli to that of RMT.

4 The Laplacian

As we have outlined, we are interested in computing the spectrum of the scalar Laplacian on compact Kähler manifolds with Ricci-flat metrics. In this section we give a general overview of the Laplacian and a discussion of our numerical methods for finding both the metric and the spectrum.

4.1 The Laplacian

Given a metric g on a closed d -dimensional manifold M , the scalar Laplacian is a real differential operator given by

$$\Delta = d^\dagger d , \quad (4.1)$$

where $d^\dagger = -\star d \star$ is the adjoint of d with respect to the inner product \langle , \rangle defined by the metric g , and \star is the Hodge star operator. Since \star depends on the metric, the spectrum of Δ depends on the choice of metric. The spectrum of the Laplacian is then the set of eigenvalues of Δ acting on the space of functions, where an eigenfunction ϕ has eigenvalue λ defined by

$$\Delta \phi = \lambda \phi . \quad (4.2)$$

The Laplacian is a self-adjoint operator with respect to the inner product and so its eigenvalues are real. The eigenvalues are also non-negative as can be seen from

$$\lambda = \frac{\langle \phi, \Delta \phi \rangle}{\langle \phi, \phi \rangle} = \frac{\langle d\phi, d\phi \rangle}{\langle \phi, \phi \rangle} = \frac{\|d\phi\|^2}{\|\phi\|^2} \geq 0 . \quad (4.3)$$

Eigenfunctions with different eigenvalues are orthogonal with respect to the inner product, so that they can be normalized to $\langle \phi_m, \phi_n \rangle = \delta_{mn}$. Moreover, the eigenfunctions form a complete basis for the space of square-integrable functions, so that the product of any two eigenfunctions can be written as a sum over the basis (reminiscent of the operator product expansion for chiral fields).

Eigenfunctions with eigenvalue zero are known as zero-modes or harmonic functions. On a compact connected manifold there is only one harmonic function (up to an overall scale) given by the constant function, and so there will be a single zero-mode. Furthermore, compactness also implies that the spectrum is discrete and that the eigenspaces – spanned by eigenfunctions with the same eigenvalue – are finite dimensional. If the metric admits a non-abelian isometry group (continuous or discrete), the eigenspaces can have dimensions greater than one and the corresponding eigenvalues appear with some multiplicity. In the examples we will consider, the metrics we will be somewhat generic and so their isometry groups will be trivial. Thanks to this, the eigenvalues will all be distinct with multiplicity equal to one. Due to the metric dependence of the Laplacian, the eigenvalues of Δ scale as $\lambda \sim g^{ab}$. In terms of the volume $\text{Vol}(M) \equiv \int_M \text{vol} = \int_M \star 1$, the eigenvalues scale as

$$\lambda \sim \text{Vol}(M)^{-2/d} . \quad (4.4)$$

In all examples, we scale the metric so that $\text{Vol}(M) = 1$.

Given a choice of basis $\{\alpha_A\}_\infty$ for the (infinite-dimensional) space of complex functions on M , the eigenvalues and eigenfunctions of the Laplacian can be computed from the matrix elements of Δ . Expanding a given eigenfunction as $\phi = \phi^A \alpha_A$, where ϕ^A is a vector of complex numbers, the eigenvalue equation (4.2) is equivalent to

$$\Delta_{AB} \phi^B = \lambda O_{AB} \phi^B , \quad (4.5)$$

where $\Delta_{AB} \equiv \langle \alpha_A, \Delta \alpha_B \rangle$ are the matrix elements of the Laplacian and $O_{AB} \equiv \langle \alpha_A, \alpha_B \rangle$ encodes the non-orthonormality of the chosen basis. The eigenvalues and eigenvectors for this “generalized eigenvalue problem” then give the spectrum of the Laplacian and the expansion of the eigenfunctions in the basis $\{\alpha_A\}_\infty$.

Though there are many results on the spectrum of Laplace-type operators on Riemannian manifolds [87, 88], there are few sharp results concerning the eigenvalues and eigenfunctions of the Laplacian for an arbitrary metric. Since zero-modes are harmonic, they have a

cohomological interpretation and their multiplicities are given by $|\pi_0(X)|$, the number of connected components of M . The massive-modes – eigenfunctions with $\lambda > 0$ – have no such interpretation and so are much less well understood (though see [89–91] for recent results on using consistency conditions to prove non-trivial “bootstrap” bounds on both eigenvalues and triple overlap integrals). Even if the metric on M is known analytically, it is usually not possible to determine either the eigenvalues or eigenfunctions explicitly, forcing one to resort to numerical methods. Furthermore, there are cases where the metric itself is not known explicitly and so must also be determined numerically – this is the case for the metrics that we are interested in.

As we mentioned around (3.5), one of the few results for the spectrum of the Laplacian on a generic Riemannian manifold is Weyl’s law, which gives an asymptotic expression for the number of eigenvalues $N(\lambda)$ less than λ :

$$N(\lambda) = \frac{\text{Vol}(M)}{(4\pi)^{d/2}\Gamma(1 + d/2)} \lambda^{d/2} . \quad (4.6)$$

Since $N(\lambda) = \int d\lambda \rho(\lambda)$, the asymptotic eigenvalue density $\rho(\lambda)$ is thus

$$\rho(\lambda) = \frac{\text{Vol}(M)}{(4\pi)^{d/2}\Gamma(d/2)} \lambda^{d/2-1} . \quad (4.7)$$

At this point we further restrict to manifolds which admit a Kähler structure. This means M is even-dimensional and the metric is hermitian. Furthermore, M admits a complex structure that is compatible with the metric, and the exterior derivative then decomposes in terms of the Dolbeault operators as $d = \partial + \bar{\partial}$. Finally, M admits a non-degenerate real two-form ω known as the Kähler form. Both the Kähler form and the metric are then determined by a choice of locally defined real function K known as a Kähler potential. The examples we will consider will actually be Kähler–Einstein (KE), so that the Ricci tensor is proportional to the metric.¹⁰ Explicit non-trivial examples of such metrics are few and far between, especially for Ricci-flat metrics. Instead, we will use a numerical method to calculate an approximate metric and then compute the matrix elements of the Laplacian to determine the spectrum.

4.2 Numerical Metrics and the Spectrum of Δ

We now review our numerical approach for computing both metrics and the spectrum of the Laplacian. Many detailed discussions of both the underlying mathematics and its practical implementation have appeared in the literature [44–51, 53, 93, 94], so we shall give only a brief outline.

¹⁰See [92] and references therein for a discussion of Einstein manifolds.

Beginning with the metric, the rough idea is to approximate the Kähler potential of the metric using a finite-dimensional basis of degree- k_g polynomials on M , where the precise combination of polynomials is parametrized by a hermitian matrix $h^{\alpha\bar{\beta}}$ of constants. As $h^{\alpha\bar{\beta}}$ is varied, the Kähler potential describes different metrics within the same Kähler class. The goal is then to pick the parameters to find a good approximation to the desired metric, where goodness is measured by how close to Ricci-flat the resulting metric is.¹¹ One way to fix these parameters is via an iterative procedure proposed by Donaldson whose fixed point is a “balanced” metric [47]. As k_g is increased, the size of the basis of polynomials is increased and the balanced metric is a better approximation. In the limit $k_g \rightarrow \infty$, the balanced metric is unique and converges to the exact Kähler–Einstein or Ricci-flat metric.

All of the examples we consider are hypersurfaces defined by the vanishing locus of some holomorphic function in an ambient projective space. To be concrete, let us focus on the example where M is a quintic threefold. The defining equation is a quintic equation in \mathbb{P}^4

$$f(z) = \sum_{m,n,p,q,r} c_{mnpqr} z_m z_n z_p z_q z_r , \quad (4.8)$$

where $[z_0 : z_1 : z_2 : z_3 : z_4]$ are homogeneous coordinates on the projective space and c_{mnpqr} are complex constants that parametrize the complex structure moduli of the quintic. Taking k_g to be a positive integer, we let $\{s_\alpha\}$ be a basis for $H^0(M, \mathcal{O}_M(k))$, where $\alpha = 1, \dots, N_k$ and $N_k = \dim H^0(M, \mathcal{O}_M(k))$. This basis can be chosen to be the degree- k_g holomorphic monomials on \mathbb{P}^4 modulo $f = 0$. We then make an ansatz for the Kähler potential as

$$K = \frac{1}{\pi k_g} \ln(s_\alpha h^{\alpha\bar{\beta}} \bar{s}_\beta) , \quad (4.9)$$

where $h^{\alpha\bar{\beta}}$ is a constant hermitian matrix. This gives an “algebraic metric”, a simple generalization of the usual Fubini–Study Kähler potential. Note that linear combinations of the functions $s_\alpha \bar{s}_\beta$ at degree k_g give the eigenfunctions for the first $k_g + 1$ eigenspaces of the Laplacian on \mathbb{P}^4 , so that (4.9) can be interpreted as a spectral expansion with coefficients $h^{\alpha\bar{\beta}}$ [47, 48].

The iterative procedure which fixes $h^{\alpha\bar{\beta}}$ starts with Donaldson’s “ T -operator”:¹²

$$T: h^{\alpha\bar{\beta}} \mapsto T(h)_{\alpha\bar{\beta}} = \frac{N_k}{\text{Vol}(M)} \int_M \text{vol} \frac{s_\alpha \bar{s}_\beta}{s_\gamma h^{\gamma\bar{\delta}} \bar{s}_\delta} . \quad (4.10)$$

As $n \rightarrow \infty$, the sequence $h_{(n+1)} = T(h_{(n)})^{-1}$ converges to give the balanced metric $g_{i\bar{j}} = \partial_i \partial_{\bar{j}} K$

¹¹Though our discussion focuses on Ricci-flat metrics, the same applies to Einstein metrics.

¹²Here vol (which defines $\text{Vol}(X)$) is some volume form on X . In the Calabi–Yau case, since the holomorphic $d/2$ -form Ω can be determined exactly using a residue theorem, the volume form can be chosen to be the exact Calabi–Yau measure defined by $\Omega \wedge \bar{\Omega}$. Otherwise one can choose the volume to be that defined by the numerical metric computed from $h^{\alpha\bar{\beta}}$ at the previous iteration.

at degree k_g .¹³ The resulting metric is automatically Kähler (since it comes from a Kähler potential) and gives an approximation to the Kähler–Einstein metric on M , which in this example is Ricci-flat and so Calabi–Yau. Note that the Kähler class of the resulting metric is given by $c_1(\mathcal{L})$, where $\mathcal{L} = \mathcal{O}_M(1)$ in our example. If $h^{1,1}(M) > 1$, then one could choose a different Kähler class (or more precisely a different ray in the Kähler cone) by choosing \mathcal{L} appropriately.

The integrals over M have to be evaluated using a Monte Carlo method by sampling points on M and then summing over them. In the examples that follow, the points were generated using the intersecting lines method laid out in [45, 46]. The points were then resampled as in “sequential Monte Carlo” to ensure that regions of M are not undersampled. We will denote the number of points used for these numerical integrals by N_p in what follows. Furthermore, since (4.10) converges rather quickly in practice, we use 20 iterations to get sufficiently close to the balanced metric.

Given an approximate metric $g_{i\bar{j}}$ computed as above, one can calculate the spectrum of the Laplacian by evaluating the matrix elements of Δ in some convenient basis. Again, we keep our discussion brief – more details can be found in [52, 53, 95, 96]. As mentioned earlier, in practice we have to restrict to some finite-dimensional basis which approximates the space of functions in a controlled way. We denote this basis by $\{\alpha_A\}$. As with the Kähler potential, it is natural to use the eigenfunctions of the Laplacian on the ambient space:

$$\{\alpha_A\} = \frac{\{s_\alpha^{(k_\phi)} \bar{s}_\beta^{(k_\phi)}\}}{(|z_0|^2 + \dots + |z_4|^2)^{k_\phi}}, \quad (4.11)$$

where k_ϕ is a non-negative integer and $\{s_\alpha^{(k_\phi)}\}$ is a basis for $H^0(M, \mathcal{O}_M(k_\phi))$. Here the denominator ensures that the functions do not transform under rescaling of the homogeneous coordinates and so are well defined on \mathbb{P}^4 . Increasing k_ϕ increases the size of the approximate basis so that the resulting matrix elements Δ_{AB} of the Laplacian define a larger matrix. The effect of this is two-fold: one can better approximate the exact eigenfunctions and eigenvalues of Δ , and one can also compute more of them (since a larger matrix has more eigenvalues). In practice, one wants to compute the spectrum with as large a basis as is computationally feasible and then drop the upper end of the spectrum, since it is those eigenvalues that will be most affected by the finite size of the approximate basis.

Given a numerical metric and a choice of a basis $\{\alpha_A\}$, one can then numerically evaluate the matrices that appear in (4.5). With these in hand, it is simple to solve for the eigenvalues and eigenvectors, which determine the spectrum of Δ and its eigenfunctions respectively.¹⁴

¹³We are using i, j to label complex coordinates on M while a, b are real coordinates. Homogeneous coordinates on projective space are labeled with m, n, \dots

¹⁴The code for the both the metric and the Laplacian was written in *Mathematica* [97]. More details of the implementation can be found in [53].

5 Results for Spectral Statistics

In this section we summarize our results for the average statistical properties of an ensemble of sigma model CFTs. We carry out this analysis for a genus-three curve, a K3 complex surface, and a quintic Calabi–Yau threefold. (Although the genus-3 curve does not yield an exact (2,2) CFT due to its curvature, it is a useful warm-up to our general analysis and also exhibits RMT statistics in its spectrum.)

In each case we work in the region of large volume as detailed in Section 3. We compute the spectrum of the Laplacian for 1,000 random choices of complex structure, corresponding to marginal couplings in the CFT, and then average over the resulting ensemble. We give the eigenvalue density in each case (without unfolding), which via (3.4) gives the spectrum of scaling dimensions of scalar operators in the corresponding sigma model. For comparison, we also include the asymptotic cumulative density predicted by Weyl’s law from (4.6). Finally, we unfold the spectrum as described in Section 2 and compare our results to the expected spectral statistics of random matrix theory, finding good agreement with GOE in all cases.

Before we continue, we should make a comment on how the complex structures are chosen. In all cases, the examples we consider are defined by the zero locus of a holomorphic equation in some complex projective space. The choice of complex structure corresponds to the choice of coefficients in these equations, for example the c_{mnpqr} in (4.8). In this paper, we always sample these coefficients from the unit disk in the complex plane randomly with respect to a flat measure. Obviously, there are other measures that one could choose. For example, when averaging over the moduli space of 2d CFTs with a toroidal target space, such as in [27–29], it is natural to take the measure to be the one induced by the metric on the moduli space of the torus. This agrees with both the Zamolodchikov metric in the field theory and the Weil–Petersson metric in the geometry. Extending these ideas to higher-dimensional Calabi–Yau targets, it would seem natural to use again the Weil–Petersson metric on the moduli space of complex structures to define the measure. In principle, these metrics can be obtained via a combination of mirror symmetry and localization [98–100], by an analysis of their special geometry [101–103], or numerically [104]. Unfortunately, for high-dimensional moduli spaces, such as that of the quintic, these calculations quickly become unfeasible, and so we will simply work with a flat measure. From previous experience with these metrics [96, 105–107], they are usually rather flat away from singular points in moduli space. Since such points are a measure zero set, random sampling is likely to avoid them and instead simply sample the relatively flat regions. Due to this, we do not believe including the moduli space metric will qualitatively change our results.¹⁵

¹⁵However, the metric would be essential if one wanted to average over the *entire* moduli space.

5.1 Genus-3 Curves

We start by considering a simple example which is not Calabi–Yau, namely a genus-3 Riemann surface or complex curve. These surfaces admit Kähler metrics of constant negative curvature, and so they are Kähler–Einstein. Looking back at the beta function in (3.2), a sigma model with a genus-3 target equipped with such a KE metric will not be asymptotically free in the UV, but can be made weakly coupled in the IR.¹⁶

A genus-3 curve can be defined as the vanishing locus of a quartic equation in \mathbb{P}^2

$$f = \sum_{m,n,p,q} c_{mnpq} z_m z_n z_p z_q , \quad (5.1)$$

where the c_{mnpq} are chosen randomly from the unit disk in the complex plane with a flat measure. There are $\binom{3+4-1}{4} = 15$ independent components in the c_{mnpq} and 9 of these can be absorbed using $\text{GL}(3, \mathbb{C})$ transformations of the homogeneous coordinates. This leaves 6 degrees of freedom which are simply the complex structure moduli that parametrize a six-dimensional family of curves.¹⁷ The spectrum of the Laplacian on such hyperbolic surfaces cannot be computed explicitly and so one must use numerics. We use Donaldson’s algorithm to find an approximate KE metric on the curve and then compute the spectrum numerically.¹⁸

We computed the spectrum for 1,000 samples, giving us an ensemble of eigenvalues whose statistics we can examine. For each sample, the approximate Kähler–Einstein metric was computed at $k_g = 6$ with 20 iterations of the T -operator. In each case, the spectrum of the Laplacian was then computed at $k_\phi = 3$, allowing calculation of the first 324 eigenvalues – of these, we keep the lowest-lying 160 to avoid numerical errors at the edge of the computed spectrum. For both calculations $N_p = 10^6$ points were used for numerical integrations.

The resulting eigenvalue density for the ensemble is shown in Figure 3. The density is relatively flat, which is somewhat expected since Weyl’s law in two dimensions predicts that the asymptotic density is constant. Note that the sudden decrease in the density at around $\lambda = 1600$ is an artifact of keeping only the first 160 eigenvalues for each sample.

After unfolding the spectrum as described around (2.6), the spectral statistics can be compared to a random matrix ensemble. This is illustrated in Figure 4 where we find a good fit to the GOE. In more detail: the unfolded SFF displays the dip, ramp and plateau we expect from GOE, and the next ^{$k-1$} nearest-neighbor spacings for $k = 1, 2, 3$ and the number variance match that of a GOE.

¹⁶Of course, like all 2d sigma models, this theory is conformal at tree level and the violation of scale invariance occurs only through quantum corrections.

¹⁷Constant curvature metrics on a genus- γ curve are specified by $6\gamma - 6$ parameters, so the genus-3 curves described by (5.1) give a six-dimensional subspace of the full 12-dimensional moduli space.

¹⁸Alternative approaches for computing the spectrum were proposed in [108, 109]. In particular, our numerical method reproduces the spectra of the Klein and Fermat quartics in \mathbb{P}^2 given in [109, Appendix D].

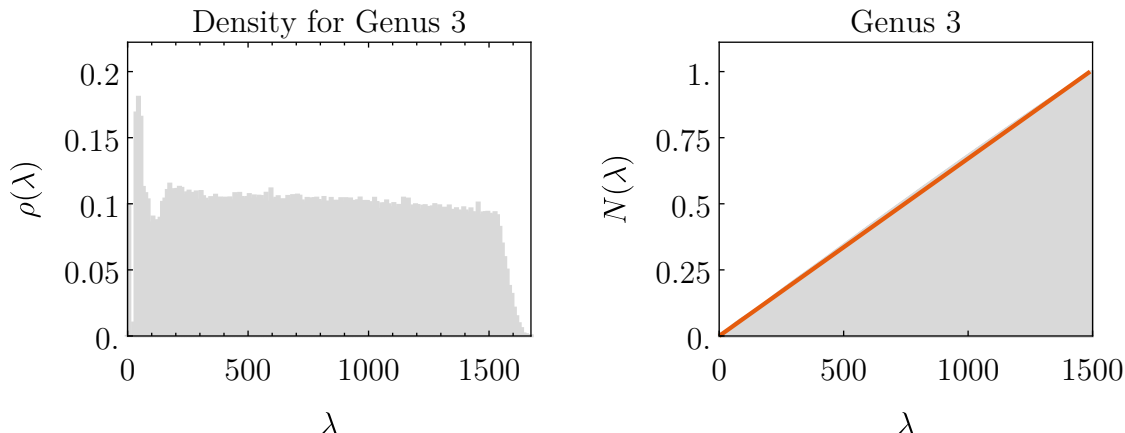


Figure 3: On the left, we show the eigenvalue density for the Laplacian on genus-3 curves drawn from an ensemble of 1,000 samples in complex structure moduli space with each sample containing the lowest-lying 160 eigenvalues. The peak at λ is due to the zero-mode which is present in every instance of the ensemble. On the right, we show the integrated eigenvalue density up to $\lambda = 1500$ together with the asymptotic number of eigenvalues predicted by Weyl's law (4.6) in orange.

5.2 K3 Complex Surfaces

A K3 surface can be defined as the vanishing locus of a quartic equation in \mathbb{P}^3

$$f = \sum_{m,n,p,q} c_{mnpq} z_m z_n z_p z_q , \quad (5.2)$$

where the c_{mnpq} are chosen randomly from the unit disk in the complex plane with a flat measure. There are $\binom{4+4-1}{4} = 35$ independent components in the c_{mnpq} and 16 of these can be absorbed using $\text{GL}(4, \mathbb{C})$ transformations of the homogeneous coordinates. This leaves 19 degrees of freedom which can be identified with the complex structure moduli that parametrize the family of smooth quartic K3 surfaces.¹⁹

Again we computed 1,000 samples. For each sample, the approximate Ricci-flat metric was computed at $k_g = 6$ with 20 iterations of the T -operator. The spectrum of the Laplacian was computed at $k_\phi = 3$, allowing calculation of the first 400 eigenvalues – of these, we keep the lowest-lying 200. For both calculations $N_p = 10^6$ points were used for numerical integrations.

We show the resulting eigenvalue density for the ensemble in Figure 5. The density is much less regular compared to the genus-3 curve. This might be explained by the fact that there are 19 complex structure moduli for the K3, as opposed to 6 for the genus-3 case –

¹⁹The space of complex analytic K3 surfaces is 20-dimensional, with algebraic quartic K3 surfaces filling out a 19-dimensional subspace [110].

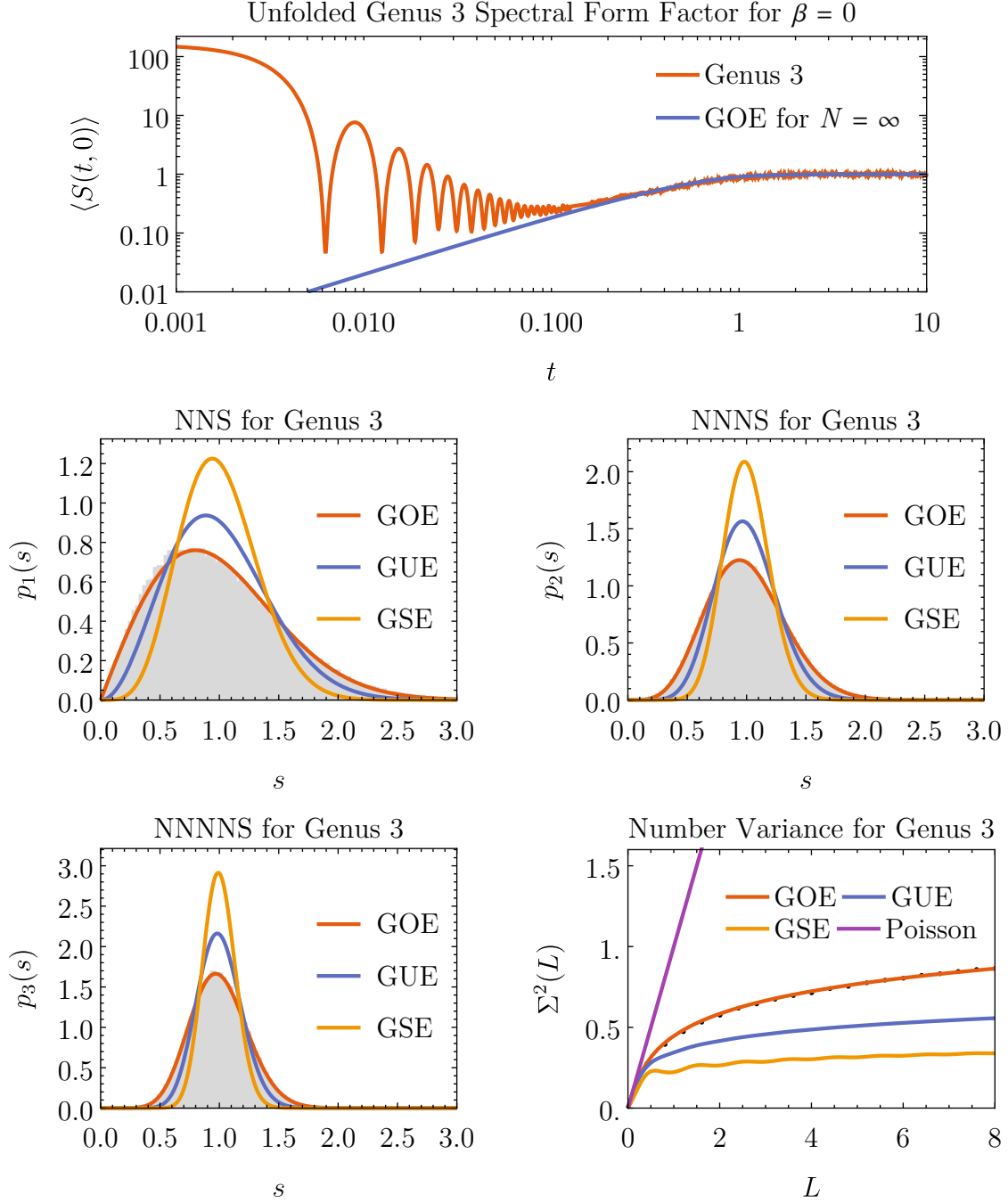


Figure 4: The top row shows the unfolded spectral form factor for $\beta = 0$ for genus-3 curves. The orange curve shows an ensemble average consisting of 1,000 samples in complex structure moduli space with each sample containing the lowest-lying 160 eigenvalues. The dip, ramp and plateau are all present. The second and third rows display certain spectral statistics together with fits to GOE. (Other matrix ensembles are also shown for comparison.) The second row shows the nearest-neighbor level spacings (NNS) and the next-to-nearest (NNNS). The third row shows the next-to-next-to-nearest (NNNNS) level spacings and the number variance.

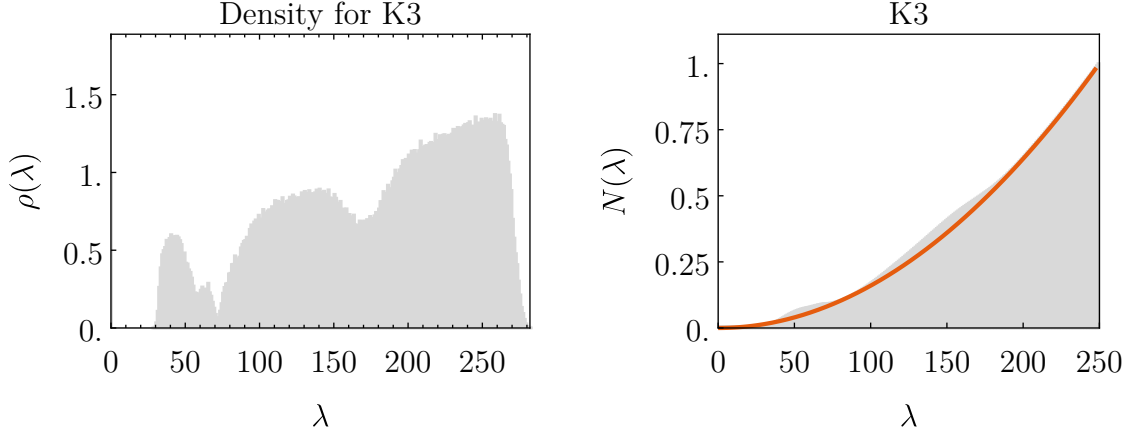


Figure 5: On the left, we show the eigenvalue density for the Laplacian on K3 surfaces drawn from an ensemble of 1,000 samples in complex structure moduli space with each sample containing the lowest-lying 200 eigenvalues. On the right, we show the integrated eigenvalue density up to $\lambda = 250$ together with the asymptotic number of eigenvalues predicted by Weyl's law (4.6) in orange.

1,000 points captures much less of the 19-dimensional space than the 6-dimensional one. One might imagine that greatly increasing the size of the ensemble would even out some of the peaks and troughs that are present in the density. Again, we note that the sudden drop in the density at around $\lambda = 275$ is an artifact of keeping only the first 200 eigenvalues for each sample.

Again, we unfold the spectrum, as described around (2.6), and compare the spectral statistics to a random matrix ensemble. The plots of the SFF, nearest-neighbor spacings and number variance are shown in Figure 6. As with the genus-3 case, we find a good fit to the GOE for both short- and long-range statistics.

5.3 Quintic Calabi–Yau Threefolds

A quintic threefold can be defined as the vanishing locus of a quintic equation in \mathbb{P}^4

$$f = \sum_{m,n,p,q,r} c_{mnpqr} z_m z_n z_p z_q z_r , \quad (5.3)$$

where the c_{mnpqr} are chosen randomly from the unit disk in the complex plane with a flat measure. There are $\binom{5-1}{5} = 126$ independent components in the c_{mnpqr} and 25 of these can be absorbed using $\text{GL}(5, \mathbb{C})$ transformations of the homogeneous coordinates. This leaves 101 degrees of freedom which can be identified with the complex structure moduli that parametrise the family of smooth quintic threefolds.

For 1,000 samples, the approximate Ricci-flat metric was computed at $k_g = 6$ with 20

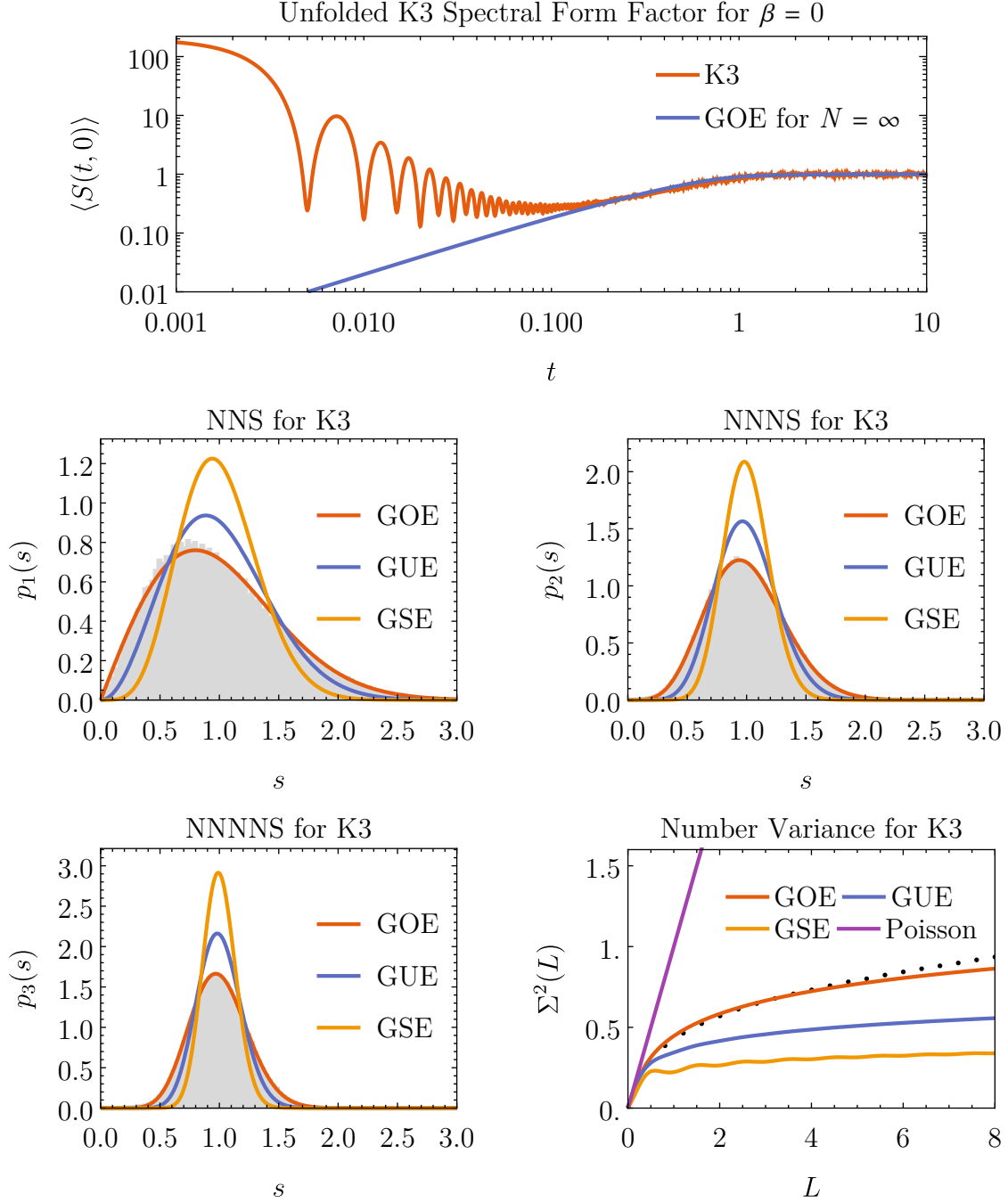


Figure 6: The top row shows the unfolded spectral form factor for $\beta = 0$ for K3 surfaces. The orange curve shows an ensemble average consisting of 1,000 samples in complex structure moduli space with each sample containing the lowest-lying 200 eigenvalues. The dip, ramp and plateau are all present. The second and third rows display certain spectral statistics together with fits to GOE. (Other matrix ensembles are also shown for comparison.) The second row shows the nearest-neighbor level spacings (NNS) and the next-to-nearest (NNNS). The third row shows the next-to-next-to-nearest (NNNNS) level spacings and the number variance.

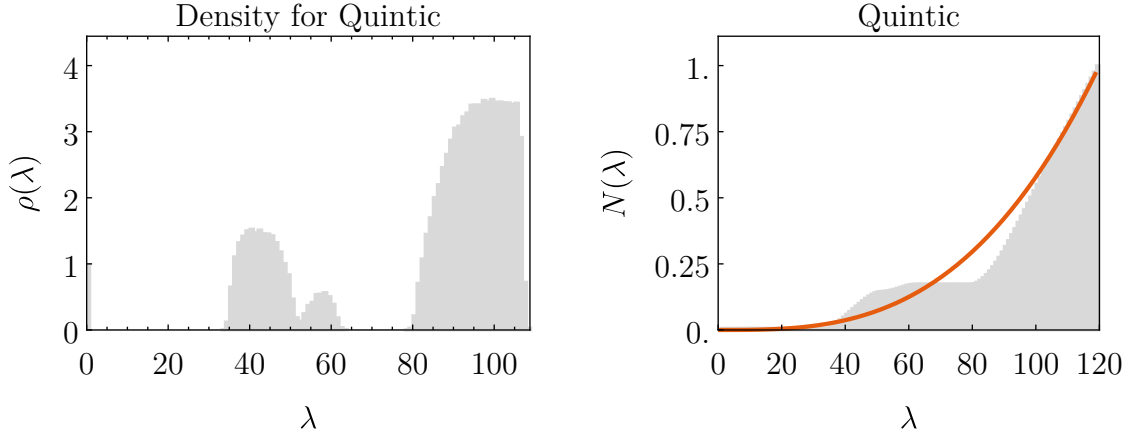


Figure 7: On the left, we show the eigenvalue density for the Laplacian on quintic Calabi–Yau threefolds drawn from an ensemble of 1,000 samples in complex structure moduli space with each sample containing the lowest-lying 100 eigenvalues. On the right, we show the integrated eigenvalue density up to $\lambda = 120$ together with the asymptotic number of eigenvalues predicted by Weyl’s law (4.6) in orange – note that to more easily see the Weyl’s law behavior, we have used the lowest-lying 200 eigenvalues in this plot.

iterations of the T -operator. The spectrum of the Laplacian was then computed at $k_\phi = 2$, allowing calculation of the first 225 eigenvalues – of these, we keep the lowest-lying 100. For both calculations $N_p = 1.2 \times 10^6$ points were used for numerical integrations.

We show the resulting eigenvalue density for the ensemble in Figure 7. The density is much less regular than both the genus-3 and K3 cases, with pronounced gaps in the density where $\rho(\lambda) = 0$. Since a quintic threefold has a 101-dimensional space of complex structures, 1,000 points probe very little of the space. One would likely need a very large ensemble to even out some of the peaks and troughs present in the density. Note that the results of [96] suggest that such a smoothing out of the density could indeed occur: there it was found that taking a single complex structure parameter to be large caused some eigenvalues to decrease in size, while others increased. Again, we note that the sudden drop in the density at around $\lambda = 110$ is an artifact of keeping only the first 100 eigenvalues for each sample.

After unfolding the spectrum, we compare the spectral statistics to a random matrix ensemble in Figure 1. As with both the genus-3 and K3 examples, we find a good fit to the GOE for both short- and long-range statistics.

Acknowledgments

We thank L. Delacretaz and E. Mazenc for useful discussions. AA is supported by the European Union’s Horizon 2020 research and innovation program under the Marie Skłodowska-Curie grant agreement No.838776. The work of CC and NAJ is supported by the US Department

of Energy DE-SC0021432. This work was completed in part with resources provided by the University of Chicago Research Computing Center.

References

- [1] M. Mehta, *Random Matrices*, vol. 142 of *Pure and Applied Mathematics*. Elsevier/Academic Press, 2004.
- [2] E. Brézin and S. Hikami, “Spectral form factor in a random matrix theory”, *Phys. Rev. E* **55** (1997)4067–4083.
- [3] T. A. Brody, J. Flores, J. B. French, P. A. Mello, A. Pandey, and S. S. M. Wong, “Random-matrix physics: spectrum and strength fluctuations”, *Rev. Mod. Phys.* **53** (1981)385–479.
- [4] T. Guhr, A. Muller-Groeling, and H. A. Weidenmuller, “Random matrix theories in quantum physics: Common concepts”, *Phys. Rept.* **299** (1998)189–425, [arXiv:cond-mat/9707301](#).
- [5] O. Bohigas, M. J. Giannoni, and C. Schmit, “Characterization of chaotic quantum spectra and universality of level fluctuation laws”, *Phys. Rev. Lett.* **52** (Jan, 1984)1–4.
- [6] O. Bohigas, M. Giannoni, and C. Schmit, “Spectral properties of the laplacian and random matrix theories”, *Journal de Physique Lettres* **45** 21, (1984)1015–1022.
- [7] E. P. Wigner, “Characteristic vectors of bordered matrices with infinite dimensions”, *Annals of Mathematics* **62** 3, (1955)548–564.
- [8] N. Rosenzweig and C. E. Porter, ““Repulsion of energy levels” in complex atomic spectra”, *Phys. Rev.* **120** (Dec, 1960)1698–1714.
- [9] R. E. Trees, ““Repulsion of energy levels” in complex atomic spectra”, *Phys. Rev.* **123** (Aug, 1961)1293–1300.
- [10] R. Haq, A. Pandey, and O. Bohigas, “Fluctuation properties of nuclear energy levels: Do theory and experiment agree?”, *Physical Review Letters* **48** 16, (1982)1086–1089.
- [11] M. C. Gutzwiller, *Chaos in Classical and Quantum Mechanics*. Springer New York, 1990.
- [12] N. Balazs and A. Voros, “Chaos on the pseudosphere”, *Physics Reports* **143** 3, (1986)109–240.
- [13] D. J. E. Callaway, “Random matrices, fractional statistics, and the quantum hall effect”, *Phys. Rev. B* **43** (Apr, 1991)8641–8643.
- [14] S. Sachdev and J. Ye, “Gapless spin fluid ground state in a random, quantum Heisenberg magnet”, *Phys. Rev. Lett.* **70** (1993)3339, [arXiv:cond-mat/9212030](#).
- [15] A. Kitaev, “Hidden correlations in the Hawking radiation and thermal noise”, 1998. <https://online.kitp.ucsb.edu/online/joint98/kitaev/>.
- [16] A. Kitaev, “A simple model of quantum holography I”, 2015. <https://online.kitp.ucsb.edu/online/entangled15/kitaev/>.

- [17] A. Kitaev, “A simple model of quantum holography II”, 2015.
<https://online.kitp.ucsb.edu/online/entangled15/kitaev2/>.
- [18] P. Saad, S. H. Shenker, and D. Stanford, “A semiclassical ramp in SYK and in gravity”,
[arXiv:1806.06840 \[hep-th\]](#).
- [19] A. M. García-García and J. J. M. Verbaarschot, “Spectral and thermodynamic properties of the Sachdev-Ye-Kitaev model”, *Phys. Rev. D* **94** 12, (2016)126010, [arXiv:1610.03816 \[hep-th\]](#).
- [20] Y.-Z. You, A. W. W. Ludwig, and C. Xu, “Sachdev-Ye-Kitaev model and thermalization on the boundary of many-body localized fermionic symmetry-protected topological states”, *Phys. Rev. B* **95** (Mar, 2017)115150, [arXiv:1602.06964 \[cond-mat.str-el\]](#).
- [21] J. S. Cotler, G. Gur-Ari, M. Hanada, J. Polchinski, P. Saad, S. H. Shenker, D. Stanford, A. Streicher, and M. Tezuka, “Black Holes and Random Matrices”, *JHEP* **05** (2017)118, [arXiv:1611.04650 \[hep-th\]](#). [Erratum: JHEP 09, 002 (2018)].
- [22] H. Gharibyan, M. Hanada, S. H. Shenker, and M. Tezuka, “Onset of Random Matrix Behavior in Scrambling Systems”, *JHEP* **07** (2018)124, [arXiv:1803.08050 \[hep-th\]](#). [Erratum: JHEP 02, 197 (2019)].
- [23] J. M. Maldacena, “Eternal black holes in anti-de Sitter”, *JHEP* **04** (2003)021, [arXiv:hep-th/0106112](#).
- [24] L. Dyson, J. Lindesay, and L. Susskind, “Is there really a de Sitter/CFT duality?”, *JHEP* **08** (2002)045, [arXiv:hep-th/0202163](#).
- [25] J. L. F. Barbon and E. Rabinovici, “Very long time scales and black hole thermal equilibrium”, *JHEP* **11** (2003)047, [arXiv:hep-th/0308063](#).
- [26] K. Papadodimas and S. Raju, “Local Operators in the Eternal Black Hole”, *Phys. Rev. Lett.* **115** 21, (2015)211601, [arXiv:1502.06692 \[hep-th\]](#).
- [27] N. Afkhami-Jeddi, H. Cohn, T. Hartman, and A. Tajdini, “Free partition functions and an averaged holographic duality”, *JHEP* **01** (2021)130, [arXiv:2006.04839 \[hep-th\]](#).
- [28] A. Maloney and E. Witten, “Averaging over Narain moduli space”, *JHEP* **10** (2020)187, [arXiv:2006.04855 \[hep-th\]](#).
- [29] N. Benjamin, C. A. Keller, H. Ooguri, and I. G. Zadeh, “Narain to Narnia”, [arXiv:2103.15826 \[hep-th\]](#).
- [30] E. Witten, “Constraints on Supersymmetry Breaking”, *Nucl. Phys. B* **202** (1982)253.
- [31] T. Eguchi and A. Taormina, “Character Formulas for the $N = 4$ Superconformal Algebra”, *Phys. Lett. B* **200** (1988)315.
- [32] T. Eguchi, H. Ooguri, A. Taormina, and S.-K. Yang, “Superconformal Algebras and String Compactification on Manifolds with $SU(N)$ Holonomy”, *Nucl. Phys. B* **315** (1989)193–221.
- [33] S. Cecotti, P. Fendley, K. A. Intriligator, and C. Vafa, “A New supersymmetric index”, *Nucl. Phys. B* **386** (1992)405–452, [arXiv:hep-th/9204102](#).

- [34] T. Kawai, Y. Yamada, and S.-K. Yang, “Elliptic genera and N=2 superconformal field theory”, *Nucl. Phys. B* **414** (1994)191–212, [arXiv:hep-th/9306096](#).
- [35] R. Dijkgraaf, E. P. Verlinde, and H. L. Verlinde, “Counting dyons in N=4 string theory”, *Nucl. Phys. B* **484** (1997)543–561, [arXiv:hep-th/9607026](#).
- [36] F. Benini, R. Eager, K. Hori, and Y. Tachikawa, “Elliptic genera of two-dimensional N=2 gauge theories with rank-one gauge groups”, *Lett. Math. Phys.* **104** (2014)465–493, [arXiv:1305.0533 \[hep-th\]](#).
- [37] Y.-H. Lin, S.-H. Shao, Y. Wang, and X. Yin, “Supersymmetry Constraints and String Theory on K3”, *JHEP* **12** (2015)142, [arXiv:1508.07305 \[hep-th\]](#).
- [38] S. Hellerman, “A Universal Inequality for CFT and Quantum Gravity”, *JHEP* **08** (2011)130, [arXiv:0902.2790 \[hep-th\]](#).
- [39] C. A. Keller and H. Ooguri, “Modular Constraints on Calabi-Yau Compactifications”, *Commun. Math. Phys.* **324** (2013)107–127, [arXiv:1209.4649 \[hep-th\]](#).
- [40] D. Friedan and C. A. Keller, “Constraints on 2d CFT partition functions”, *JHEP* **10** (2013)180, [arXiv:1307.6562 \[hep-th\]](#).
- [41] Y.-H. Lin, S.-H. Shao, D. Simmons-Duffin, Y. Wang, and X. Yin, “ $\mathcal{N} = 4$ superconformal bootstrap of the K3 CFT”, *JHEP* **05** (2017)126, [arXiv:1511.04065 \[hep-th\]](#).
- [42] S. Collier, Y.-H. Lin, and X. Yin, “Modular Bootstrap Revisited”, *JHEP* **09** (2018)061, [arXiv:1608.06241 \[hep-th\]](#).
- [43] Y.-H. Lin, S.-H. Shao, Y. Wang, and X. Yin, “(2, 2) superconformal bootstrap in two dimensions”, *JHEP* **05** (2017)112, [arXiv:1610.05371 \[hep-th\]](#).
- [44] M. Headrick and T. Wiseman, “Numerical Ricci-flat metrics on K3”, *Class. Quant. Grav.* **22** (2005)4931–4960, [arXiv:hep-th/0506129](#).
- [45] M. R. Douglas, R. L. Karp, S. Lukic, and R. Reinbacher, “Numerical Calabi-Yau metrics”, *J. Math. Phys.* **49** (2008)032302, [arXiv:hep-th/0612075](#).
- [46] V. Braun, T. Brelidze, M. R. Douglas, and B. A. Ovrut, “Calabi-Yau Metrics for Quotients and Complete Intersections”, *JHEP* **05** (2008)080, [arXiv:0712.3563 \[hep-th\]](#).
- [47] S. Donaldson, “Some numerical results in complex differential geometry”, *Pure and Applied Mathematics Quarterly* **5** 2, (2009)571–618, [arXiv:math/0512625 \[math.DG\]](#).
- [48] M. Headrick and A. Nassar, “Energy functionals for Calabi-Yau metrics”, *Adv. Theor. Math. Phys.* **17** 5, (2013)867–902, [arXiv:0908.2635 \[hep-th\]](#).
- [49] L. B. Anderson, M. Gerdes, J. Gray, S. Krippendorf, N. Raghuram, and F. Ruehle, “Moduli-dependent Calabi-Yau and SU(3)-structure metrics from Machine Learning”, *JHEP* **05** (2021)013, [arXiv:2012.04656 \[hep-th\]](#).
- [50] M. R. Douglas, S. Lakshminarasimhan, and Y. Qi, “Numerical Calabi-Yau metrics from holomorphic networks”, [arXiv:2012.04797 \[hep-th\]](#).

- [51] V. Jejjala, D. K. Mayorga Pena, and C. Mishra, “Neural Network Approximations for Calabi-Yau Metrics”, [arXiv:2012.15821 \[hep-th\]](#).
- [52] V. Braun, T. Brelidze, M. R. Douglas, and B. A. Ovrut, “Eigenvalues and Eigenfunctions of the Scalar Laplace Operator on Calabi-Yau Manifolds”, *JHEP* **07** (2008)120, [arXiv:0805.3689 \[hep-th\]](#).
- [53] A. Ashmore, “Eigenvalues and eigenforms on Calabi-Yau threefolds”, [arXiv:2011.13929 \[hep-th\]](#).
- [54] S. Ashok and M. R. Douglas, “Counting flux vacua”, *JHEP* **01** (2004)060, [arXiv:hep-th/0307049](#).
- [55] M. R. Douglas, B. Shiffman, and S. Zelditch, “Critical points and supersymmetric vacua”, *Commun. Math. Phys.* **252** (2004)325–358, [arXiv:math/0402326](#).
- [56] M. R. Douglas, “The Statistics of string / M theory vacua”, *JHEP* **05** (2003)046, [arXiv:hep-th/0303194](#).
- [57] F. Denef and M. R. Douglas, “Distributions of flux vacua”, *JHEP* **05** (2004)072, [arXiv:hep-th/0404116](#).
- [58] F. Denef and M. R. Douglas, “Distributions of nonsupersymmetric flux vacua”, *JHEP* **03** (2005)061, [arXiv:hep-th/0411183](#).
- [59] J. Distler and U. Varadarajan, “Random polynomials and the friendly landscape”, [arXiv:hep-th/0507090](#).
- [60] D. I. Podolsky, J. Majumder, and N. Jokela, “Disorder on the landscape”, *JCAP* **05** (2008)024, [arXiv:0804.2263 \[hep-th\]](#).
- [61] D. Marsh, L. McAllister, and T. Wrase, “The Wasteland of Random Supergravities”, *JHEP* **03** (2012)102, [arXiv:1112.3034 \[hep-th\]](#).
- [62] K. Eckerle and B. Greene, “Random Field Theories in The Mirror Quintic Moduli Space”, [arXiv:1608.05189 \[hep-th\]](#).
- [63] K. Hinterbichler, J. Levin, and C. Zukowski, “Kaluza-Klein Towers on General Manifolds”, *Phys. Rev. D* **89** 8, (2014)086007, [arXiv:1310.6353 \[hep-th\]](#).
- [64] M. V. Berry and M. Tabor, “Level clustering in the regular spectrum”, *Proceedings of the Royal Society of London. Series A, Mathematical and Physical Sciences* **356** 1686, (1977)375–394.
- [65] J. Marklof, “The Berry–Tabor conjecture”, in *European Congress of Mathematics*, pp. 421–427. Birkhäuser Basel, 2001.
- [66] E. Dyer and G. Gur-Ari, “2D CFT Partition Functions at Late Times”, *JHEP* **08** (2017)075, [arXiv:1611.04592 \[hep-th\]](#).
- [67] J. Cotler, N. Hunter-Jones, J. Liu, and B. Yoshida, “Chaos, Complexity, and Random Matrices”, *JHEP* **11** (2017)048, [arXiv:1706.05400 \[hep-th\]](#).

- [68] J. Cotler and K. Jensen, “AdS₃ gravity and random CFT”, *JHEP* **04** (2021)033, [arXiv:2006.08648 \[hep-th\]](#).
- [69] P. Saad, S. H. Shenker, and D. Stanford, “JT gravity as a matrix integral”, [arXiv:1903.11115 \[hep-th\]](#).
- [70] S. Collier and A. Maloney, “Wormholes and Spectral Statistics in the Narain Ensemble”, [arXiv:2106.12760 \[hep-th\]](#).
- [71] N. Benjamin, C. A. Keller, H. Ooguri, and I. G. Zadeh, “Narain to Narnia”, [arXiv:2103.15826 \[hep-th\]](#).
- [72] M. R. Zirnbauer, “Symmetry Classes”, [arXiv:1001.0722 \[math-ph\]](#).
- [73] F. Haake, *Quantum Signatures of Chaos*. Springer Series in Synergetics. Springer, Berlin, Heidelberg, 3 ed., 2010.
- [74] D. Friedan, “Nonlinear Models in Two Epsilon Dimensions”, *Phys. Rev. Lett.* **45** (1980)1057.
- [75] L. Alvarez-Gaume and D. Z. Freedman, “Geometrical Structure and Ultraviolet Finiteness in the Supersymmetric Sigma Model”, *Commun. Math. Phys.* **80** (1981)443.
- [76] L. Alvarez-Gaume and D. Z. Freedman, “Kahler Geometry and the Renormalization of Supersymmetric Sigma Models”, *Phys. Rev. D* **22** (1980)846.
- [77] L. Alvarez-Gaume, D. Z. Freedman, and S. Mukhi, “The Background Field Method and the Ultraviolet Structure of the Supersymmetric Nonlinear Sigma Model”, *Annals Phys.* **134** (1981)85.
- [78] L. Alvarez-Gaume and P. H. Ginsparg, “Finiteness of Ricci Flat Supersymmetric Nonlinear Sigma Models”, *Commun. Math. Phys.* **102** (1985)311.
- [79] D. J. Gross and E. Witten, “Superstring Modifications of Einstein’s Equations”, *Nucl. Phys. B* **277** (1986)1.
- [80] C. M. Hull, “ULTRAVIOLET FINITENESS OF SUPERSYMMETRIC NONLINEAR SIGMA MODELS”, *Nucl. Phys. B* **260** (1985)182–202.
- [81] L. Alvarez-Gaume, S. R. Coleman, and P. H. Ginsparg, “Finiteness of Ricci Flat $N = 2$ Supersymmetric σ Models”, *Commun. Math. Phys.* **103** (1986)423.
- [82] D. Nemeschansky and A. Sen, “Conformal Invariance of Supersymmetric σ Models on Calabi-Yau Manifolds”, *Phys. Lett. B* **178** (1986)365–369.
- [83] P. Gao and M. R. Douglas, “Geodesics on Calabi-Yau manifolds and winding states in nonlinear sigma models”, *Frontiers in Physics* **1** (1, 2013)26, [arXiv:1301.1687 \[hep-th\]](#).
- [84] J. M. Figueroa-O’Farrill, C. Kohl, and B. J. Spence, “Supersymmetry and the cohomology of (hyper)Kahler manifolds”, *Nucl. Phys. B* **503** (1997)614–626, [arXiv:hep-th/9705161](#).
- [85] A. J. Singleton, *The geometry and representation theory of superconformal quantum mechanics*. PhD thesis, Cambridge U., 6, 2016.
- [86] H. Weyl, “Über die Asymptotische Verteilung der Eigenwertel”, *Nachr. Konigl. Ges. Wiss.* (1911)110–117. <http://eudml.org/doc/58792>.

- [87] I. Chavel, *Eigenvalues in Riemannian Geometry*, vol. 115 of *Pure and Applied Mathematics*. Elsevier, 1984.
- [88] Y. Canzani, “Analysis on manifolds via the Laplacian”, 2013.
<http://www.math.harvard.edu/canzani/docs/Laplacian.pdf>.
- [89] J. Bonifacio and K. Hinterbichler, “Unitarization from Geometry”, *JHEP* **12** (2019)165, [arXiv:1910.04767 \[hep-th\]](#).
- [90] J. Bonifacio and K. Hinterbichler, “Bootstrap Bounds on Closed Einstein Manifolds”, *JHEP* **10** (2020)069, [arXiv:2007.10337 \[hep-th\]](#).
- [91] J. Bonifacio, “Bootstrap Bounds on Closed Hyperbolic Manifolds”, [arXiv:2107.09674 \[hep-th\]](#).
- [92] A. Besse, *Einstein Manifolds*, vol. 115 of *Ergebnisse der Mathematik und ihrer Grenzgebiete*. Springer, 1987.
- [93] A. Ashmore, Y.-H. He, and B. A. Ovrut, “Machine Learning Calabi–Yau Metrics”, *Fortsch. Phys.* **68** 9, (2020)2000068, [arXiv:1910.08605 \[hep-th\]](#).
- [94] W. Cui and J. Gray, “Numerical Metrics, Curvature Expansions and Calabi-Yau Manifolds”, *JHEP* **05** (2020)044, [arXiv:1912.11068 \[hep-th\]](#).
- [95] C. Iuliu-Lazaroiu, D. McNamee, and C. Saemann, “Generalized Berezin quantization, Bergman metrics and fuzzy Laplacians”, *JHEP* **09** (2008)059, [arXiv:0804.4555 \[hep-th\]](#).
- [96] A. Ashmore and F. Ruehle, “Moduli-dependent KK towers and the swampland distance conjecture on the quintic Calabi-Yau manifold”, *Phys. Rev. D* **103** 10, (2021)106028, [arXiv:2103.07472 \[hep-th\]](#).
- [97] W. R. Inc., “Mathematica, Version 12.3.” <https://www.wolfram.com/mathematica>. Champaign, IL, 2021.
- [98] H. Jockers, V. Kumar, J. M. Lapan, D. R. Morrison, and M. Romo, “Two-Sphere Partition Functions and Gromov-Witten Invariants”, *Commun. Math. Phys.* **325** (2014)1139–1170, [arXiv:1208.6244 \[hep-th\]](#).
- [99] N. Doroud, J. Gomis, B. Le Floch, and S. Lee, “Exact Results in D=2 Supersymmetric Gauge Theories”, *JHEP* **05** (2013)093, [arXiv:1206.2606 \[hep-th\]](#).
- [100] J. Gomis and S. Lee, “Exact Kahler Potential from Gauge Theory and Mirror Symmetry”, *JHEP* **04** (2013)019, [arXiv:1210.6022 \[hep-th\]](#).
- [101] K. Aleshkin and A. Belavin, “A new approach for computing the geometry of the moduli spaces for a Calabi–Yau manifold”, *J. Phys. A* **51** 5, (2018)055403, [arXiv:1706.05342 \[hep-th\]](#).
- [102] K. Aleshkin and A. Belavin, “Special geometry on the 101 dimensional moduli space of the quintic threefold”, *JHEP* **03** (2018)018, [arXiv:1710.11609 \[hep-th\]](#).
- [103] K. Aleshkin and A. Belavin, “Exact Computation of the Special Geometry for Calabi–Yau Hypersurfaces of Fermat Type”, *JETP Lett.* **108** 10, (2018)705–709, [arXiv:1806.02772 \[hep-th\]](#).

- [104] J. Keller and S. Lukic, “Numerical Weil–Petersson metrics on moduli spaces of Calabi–Yau manifolds”, *J. Geom. Phys.* **92** (2015)252–270, [arXiv:0907.1387](#) [[math.DG](#)].
- [105] P. Candelas, X. C. De La Ossa, P. S. Green, and L. Parkes, “A Pair of Calabi-Yau manifolds as an exactly soluble superconformal theory”, *Nucl. Phys. B* **359** (1991)21–74.
- [106] R. Blumenhagen, D. Kläwer, L. Schlechter, and F. Wolf, “The Refined Swampland Distance Conjecture in Calabi-Yau Moduli Spaces”, *JHEP* **06** (2018)052, [arXiv:1803.04989](#) [[hep-th](#)].
- [107] D. Erkiner and J. Knapp, “Refined swampland distance conjecture and exotic hybrid Calabi-Yaus”, *JHEP* **07** (2019)029, [arXiv:1905.05225](#) [[hep-th](#)].
- [108] A. Strohmaier and V. Uski, “An Algorithm for the Computation of Eigenvalues, Spectral Zeta Functions and Zeta-Determinants on Hyperbolic Surfaces”, *Communications in Mathematical Physics* **317** 3, (2013)827–869, [arXiv:1110.2150](#) [[math.SP](#)].
- [109] J. Cook, *Properties of eigenvalues on Riemann surfaces with large symmetry groups*. PhD thesis, Loughborough University, 2018.
- [110] P. S. Aspinwall, “K3 surfaces and string duality”, in *Theoretical Advanced Study Institute in Elementary Particle Physics (TASI 96): Fields, Strings, and Duality*. 11, 1996. [arXiv:hep-th/9611137](#).