

Effective dissipation rate in a Liouvillean graph picture of high-temperature quantum hydrodynamics

Christopher David White^{1,2}

¹*Joint Center for Quantum Information and Computer Science,
NIST/University of Maryland, College Park, Maryland 20742, USA*

²*Condensed Matter Theory Center, University of Maryland, College Park, Md, 20742**

At high temperature, generic strongly interacting spin systems are expected to display hydrodynamics: local transport of conserved quantities, governed by classical partial differential equations like the diffusion equation. I argue that the emergence of this dissipative long-wavelength dynamics from the system’s unitary microscopic dynamics is controlled by the structure of the *Liouvillean graph* of the system’s Hamiltonian, that is, the graph induced on Pauli strings by commutation with that Hamiltonian. The Liouvillean graph decomposes naturally into subgraphs of Pauli strings of constant diameter, and the coherent dynamics of these subgraphs determines the rate at which operator weight spreads to long operators. This argument provides a quantitative theory of the emergence of a dissipative effective dynamics from unitary microscopic dynamics; it also leads to an effective model with Hilbert space dimension linear in system size and exponential in the UV cutoff for diffusion.

I. INTRODUCTION

Generic interacting quantum systems are expected to relax to local equilibrium by local transport of conserved quantities like energy and particle number. This effective dynamics is called “hydrodynamics”; for lattice systems, in which continuous translation symmetry is broken, it predicts at leading order diffusive behavior

$$\frac{\partial}{\partial t}\varepsilon(x,t) = D\nabla^2\varepsilon(x,t), \quad (1)$$

where ε is a conserved quantity like energy density [1, 2]. [3] The emergence of hydrodynamics from microscopic unitary quantum dynamics is not well understood. What approximations lead to efficient, accurate classical simulations of systems displaying hydrodynamics? What are the UV cutoffs for diffusion in space and time—that is, the length- and time-scales below which the diffusion equation (1) fails to accurately describe the system’s dynamics? And when and how does hydrodynamics break down? A theory of how hydrodynamics emerges from generic unitary dynamics will bear on many other open questions, from the nature of the many body localization transition [4] [5–13] to experimental studies of the phase diagram of QCD [14] [15–19].

Many lines of evidence suggest that for generic spin systems—that is, systems not close to any kind of integrability or localization—dissipative hydrodynamics results from an insensitivity of local dynamics to long-range correlations. As the system evolves it develops correlations. These correlations can of course be ignored when computing local expectation values given the state at some time, but they can also—the hypothesis runs—be ignored in estimating the system’s dynamics. This is similar in spirit to the eigenstate thermalization hypothesis, which

explains how systems can thermalize on timescales much shorter than the level spacing time by positing that eigenstates have local expectation values very close to those of a Gibbs state [20–22].

The hypothesis that in thermalizing systems the dynamics of local expectation values is insensitive to that of long-range correlations intuitively justified two matrix product operator methods, “density matrix truncation” (DMT) [23, 24] and “dissipation-assisted operator evolution” (DAOE) [25]. Each method reduces the magnitude of the long-ranged correlations in its own way, giving the requisite nonunitarity. The success of these methods provides tentative evidence that correlations longer than a few lattice spacings can indeed be ignored on timescales longer than some cutoff time of order the coupling time. This insensitivity hypothesis is strengthened by exact calculations of operator spreading in random unitary circuits [26–30]; 29 elegantly explained the effective nonunitarity of diffusive dynamics in $U(1)$ -conserving random matrices as the emission of non-conserved operators, which spread ballistically, from a diffusively relaxing “lump” of conserved charge. More recent work interprets the hypothesis as a flow of information to long operators. [31]

Meanwhile 32 (cf 33 and 34), motivated in part by work on random unitaries, gave an effective model for the Heisenberg-picture generated by a spin Hamiltonian. To write this effective model they mapped the Heisenberg dynamics of some initial Pauli string σ^μ to single-particle dynamics on the graph resulting from successive commutations with the Hamiltonian; this graph is called the *Liouvillean graph*. They then truncated this dynamics by dropping operators farther than some distance (e.g. Hamming distance) from the initial operator and endowing Pauli strings at the boundary with an artificial decay.

The resulting effective model succinctly articulates the physical intuition behind DAOE and DMT, and it translates the result of 29 from random unitary dynamics to Hamiltonian dynamics (though it assumes, rather than

* cdwhite@umd.edu

justifying, that result). Most enticingly, it works directly in terms of the operator Hilbert space, rather than matrix product operators. So—unlike DMT and DAOE—to the extent it reflects the physical processes giving rise to diffusion, it promises to work in more than one dimension.

But the effective model leaves open many important questions. In particular, its dynamics depend crucially on the magnitude of the decay imposed on boundary operators, which is a free parameter. This decay rate is of more than passing interest: it is not only required for effective model to be useful for numerical experiments, but also important for judging the accuracy of DMT and DAOE simulations, because—to the extent that DMT and DAOE artificially impose such a decay—one wishes that artificial decay to be small compared to the physical decay rate captured by the effective model. Moreover, the decay rate is a clue to UV cutoff time for diffusion: that is, the timescale below which coherent quantum dynamics important.

I argue that the structure of the Liouvillian graph controls the decay rate. In particular, if one organizes the Liouvillian graph not by distance from an initial Pauli string but rather by Pauli string diameter (that is, the size of the region on which a given Pauli string acts non-trivially) one finds that operators of some diameter l have many more connections to other operators of diameter l than to operators of diameter $l + 1$, and more connections to operators of diameter $l + 1$ than to operators of diameter $l - 1$. Operator weight that reaches the thickly connected pool of diameter l , then, quickly spreads through that pool and then to longer operators. Via a quantum Zeno like effect, the rate of this spread controls the rate at which operator weight escapes into the pool of length- l operators in the first place. We can understand this spreading as a decay from—an imaginary self-energy for—the initial length- l operator. The effective model, then, consists of treating operators with diameter $l \leq l_*$ exactly, and replacing the dynamics of operators with diameter $l > l_*$ by a decay with decay rate given by the rate of spreading in pools of diameter $l_* + 1$ and $l_* + 2$. With this decay rate the effective model predicts diffusion coefficients close to those found by numerical simulation of the full dynamics.

In Sec. II I describe the models I treat and the quantities I measure. In Sec. III I define the Liouvillian graph and describe its structure. In Sec. IV I use that structure to predict the decay rate, and hence the rate at which operator weight escapes from short operators. In Sec. V I explicitly give my effective model, which is similar but not identical to that of 32, and compare the diffusion coefficient in the effective model with the predicted decay rate to that of the full dynamics. I conclude in Sec. VI by discussing implications and limitations of this Liouvillian graph picture and the resulting effective model.

II. MODELS AND QUANTITIES OF INTEREST

I consider nearest-neighbor Hamiltonians on spin-1/2 chains: that is, Hamiltonians of the form

$$H = \sum_j \varepsilon_j, \quad \varepsilon_j = \sum_{\alpha\beta} J_{\alpha\beta}^{(j)} \sigma_j^\alpha \sigma_{j+1}^\beta. \quad (2)$$

where σ^α are the Pauli matrices, σ^0 the identity. I take all the nonzero $J_k^{\alpha\beta}$ to have comparable magnitude, and I restrict myself to systems that display neither integrability nor many-body localization. My arguments apply, *mutatis mutandis*, to chains of any finite onsite Hilbert space dimension, with any choice of basis for the space of onsite operators.

For a concrete example I use the transverse-field Ising model with longitudinal field on a 1D chain with periodic boundary conditions:

$$H = J \sum_{j=1}^L \sigma_j^z \sigma_{j+1}^z + h_x \sum_j \sigma_j^x + h_z \sum_j \sigma_j^z, \quad (3)$$

taking $L + 1 \equiv 1$. I write an energy density on bonds

$$\varepsilon_j = \sigma_j^z \sigma_{j+1}^z + \frac{h_x}{2} (\sigma_j^x + \sigma_{j+1}^x) + \frac{h_z}{2} (\sigma_j^z + \sigma_{j+1}^z). \quad (4)$$

For $h_z = 0$ the model is free-fermion integrable (by Jordan-Wigner and Bogoliubov transforms); the longitudinal field breaks that integrability. Except where specified, I use $J = h_x = h_z = 1$. These parameters give somewhat slower diffusion than the “fruit-fly” parameters of 23, 25, 35, and 36. Slower diffusion makes the small-system exact numerics cleaner, because the diffusive regime—after the short-time non-diffusive dynamics, but before the Thouless time—is larger.

The Ising Hamiltonian (3) has only one conserved quantity, the energy density. Since it is also translation invariant, its infinite-temperature hydrodynamics is characterized by the dynamical correlation functions

$$\langle \varepsilon_k(t) \varepsilon_k(0) \rangle = \text{Tr}[\varepsilon_k(t) \varepsilon_k(0)] \quad (5)$$

where $\varepsilon_k = \sum_j \cos(kj) \varepsilon_j$, $k \in \{0, 2\pi/L, \dots, \pi\}$ are Fourier modes of the energy density. The diffusion equation (1) predicts

$$\varepsilon_k(t) = \varepsilon_0 e^{-Dk^2 t}, \quad (6)$$

so one can measure the diffusion coefficient (or the presence of non-diffusive dynamics) from the decay of the correlation functions (5).

III. LIOUVILLIAN GRAPH

Correlation functions like (5) are naturally phrased in terms of the Heisenberg dynamics of operators. In this

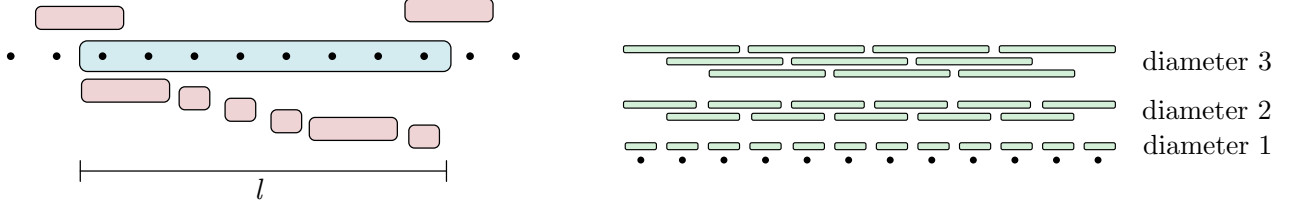


FIG. 1. **Structure of the Liouvillean graph.** **Left:** Hamiltonian terms (red) that act upon a Pauli string σ^μ (blue) of diameter l . Commutation with any of the $O(l)$ Hamiltonian terms that completely overlap σ^μ (illustrated below σ^μ) results in another string of diameter l ; commutation with one of the $O(1)$ two-site terms overlapping on a single site (illustrated above σ^μ) results in a longer operator. **Right:** the resulting structure of thickly-intraconnected subgraphs (green). Each subgraph (“pool”) \mathcal{G}_l of diameter l is connected to two subgraphs \mathcal{G}_{l-1} and two subgraphs \mathcal{G}_{l+1} , but not (directly) to any other subgraph \mathcal{G}_l .

section I exactly map that Heisenberg dynamics to single-particle hopping on the “Liouvillean graph”, i.e. the graph whose vertices and edges are

$$V = \{\sigma^\mu \equiv \sigma_1^{\mu_1} \dots \sigma_L^{\mu_L}\} \quad (7)$$

$$E = \{(\mu, \nu) : \text{Tr}(\sigma^\nu [H, \sigma^\mu]) \neq 0\}. \quad (8)$$

I then show that that graph has a peculiar structure. I organize the graph by string diameter: the spatial extent of the region on which the Pauli string acts non-trivially. The graph then consists of “pools” of strings, all with the same diameter, that—in the large-diameter limit—are much more thickly intraconnected than inter-connected. In particular the number of edges between a given operator σ^μ of diameter l operators of diameter $l+1$ and $l-1$ are

$$\begin{aligned} |\{\nu : (\mu, \nu) \in E, \text{diam } \nu = l+1\}| &\leq 12 \\ |\{\nu : (\mu, \nu) \in E, \text{diam } \nu = l-1\}| &\leq 6 \end{aligned} \quad (9)$$

respectively, while the number of edges between σ^μ and operators of length l is

$$|\{\nu : (\mu, \nu) \in E, \text{diam } \nu = l\}| \leq 11l + 6. \quad (10)$$

(cf Fig. 1) For the Ising model

$$n_+ \equiv \overline{|\{\nu : (\mu, \nu) \in E, \text{diam } \nu = l+1\}|} = \frac{4}{3} \quad (11)$$

$$n_0 \equiv \overline{|\{\nu : (\mu, \nu) \in E, \text{diam } \nu = l\}|} = \frac{2}{3}l \quad (12)$$

$$n_- \equiv \overline{|\{\nu : (\mu, \nu) \in E, \text{diam } \nu = l-1\}|} = \frac{2}{3}, \quad (13)$$

where the overline $\overline{\cdot}$ indicates an average over strings of μ of diameter l .

A. Construction of the Liouvillean graph

Consider the Heisenberg dynamics of an operator A . Expand the operator A in the basis of strings of operators

$$A = \sum_{\mu} A_{\mu} \sigma^{\mu} \quad (14)$$

where the basis operators are $\sigma^\mu = \sigma^{\mu_1} \dots \sigma^{\mu_L}$ and the coefficients are $A_{\mu} = A_{\mu_1 \dots \mu_L}$. Then

$$\frac{d}{dt} A_{\mu} = -i L_{\mu\nu}(t) A_{\nu} \quad (15)$$

where the $L_{\mu\nu}$ are the matrix elements of the Liouvillean superoperator

$$L_{\mu\nu}(t) = -2^{-L} \text{Tr}(\sigma^\mu [H(t), \sigma^\nu]). \quad (16)$$

(The factor 2^{-L} is needed because $\text{Tr}[\sigma^{\mu^2}] = 2^L$.)

One can understand this as single-particle hopping on a graph $G = (V, E)$ where the vertices are the Pauli indices μ and the edge set is

$$E = \{(\nu\mu) : L_{\nu\mu} \neq 0\}. \quad (17)$$

Following 34 I call this graph the **Liouvillean graph** of the Hamiltonian. The Heisenberg dynamics (15), (16) is then exactly equivalent to the dynamics of the single-particle Hamiltonian

$$H_{\text{graph}}(t) = \sum_{\langle \mu\nu \rangle} L_{\mu\nu} c_{\mu}^{\dagger} c_{\nu}. \quad (18)$$

where $\langle \mu\nu \rangle$ indicates that μ and ν are nearest neighbors in the graph G .

When discussing the dynamics of this Hamiltonian I will frequently write operators as states, e.g.

$$|\mu\rangle = 2^{-L/2} \sigma^{\mu} \quad (19)$$

and use the Frobenius inner product

$$\langle \mu | \nu \rangle = 2^{-L} \text{Tr}[\sigma^{\mu} \sigma^{\nu}] = \delta_{\mu_1 \nu_1} \dots \delta_{\mu_L \nu_L}. \quad (20)$$

In general, as in Eq. (19), I will take the states to be normalized with respect to the Frobenius inner product (20).

B. Structure of the Liouvillean graph

To understand the system’s dynamics, then, one needs to understand the structure of the Hamiltonian’s Liouvillean graph. The Liouvillean graph naturally decomposes

into subgraphs of operators of fixed diameter because an operator of diameter l is connected to $O(l)$ other operators of length l , but $O(1)$ operators of diameter $l+1$ or $l-1$. Call these subgraphs \mathcal{G}_l .

In fact the pool \mathcal{G}_l is itself the union of many disconnected subgraphs, because a Pauli string with support in $\{j \dots j+l-1\}$ is connected to the Pauli strings with support in $\{j+1 \dots j+l\}$ only via strings of diameter $l-1$ or $l+1$.

To be precise, define the **support** of a Pauli string labeled by a multi-index μ to be

$$\text{supp } \mu := \{j : \mu_j \neq 0\} \quad (21)$$

and its **diameter** to be

$$\text{diam } \mu := \max \text{supp } \mu - \min \text{supp } \mu + 1. \quad (22)$$

Note that a diameter- l string can have identities between its leftmost and rightmost nontrivial operators, and may in fact only be nontrivial on those points. For example

$$\sigma_j^x \sigma_{j+1}^x \quad \text{and} \quad \sigma_j^x \sigma_{j+17}^x \quad (23)$$

have diameter 2 and 18 respectively.

Consider now a Pauli string σ^μ with diameter l and leftmost nontrivial site j —that is, $\text{supp } \sigma^\mu \subseteq j, \dots, j+l-1$ and $j, j+l-1 \in \text{supp } \sigma^\mu$. It connects to operators

$$\sigma^\nu \propto [\sigma_k^\alpha \sigma_{k+1}^\beta, \sigma^\mu]. \quad (24)$$

for all α, β where $J_k^{\alpha\beta} \neq 0$. Divide the set of such operators σ^ν up by diameter, defining notation

$$\mathcal{M}_{l'}(\mu) = \{\nu : \text{diam } \nu = l' \text{ and } L_{\nu\mu} \neq 0\} \quad (25)$$

for the set of length- l' operators to which μ is connected by the Liouvillean. Now the set of all operators σ^ν of (24) is

$$\{\nu : L_{\nu\mu} \neq 0\} = \mathcal{M}_{l-1}(\mu) \cup \mathcal{M}_l(\mu) \cup \mathcal{M}_{l+1}(\mu). \quad (26)$$

A particular σ^ν is $\sigma^\nu \in \mathcal{M}_{l+1}$, i.e. has diameter $l+1$, only if $k = j-1$ and $\alpha \neq 0$, $\beta \notin \{0, \mu_j\}$ (or $k = j+l-1$, $\alpha \notin \{0, \mu_{j+l-1}\}$, $\beta \neq 0$). Similarly σ^ν has diameter $l-1$ only if $k = j$ and $\alpha = \mu_j$, $\beta \notin \{0, \mu_{j+1}\}$ (or $k = j+l-2$ and $\alpha \notin \{0, \mu_{j+l-2}\}$, $\beta = \mu_{j+l-1}$). The starting operator σ^μ therefore connects to

$$\begin{aligned} |\mathcal{M}_{l+1}(\mu)| &\leq 12 \\ |\mathcal{M}_{l-1}(\mu)| &\leq 6 \end{aligned} \quad (27)$$

operators of length $l+1$, $l-1$ respectively. (Since many of the coefficients $J_{\alpha\beta}^{(k)}$ of these terms $\sigma_k^\alpha \sigma_k^\beta$ will be zero for physical Hamiltonians, these bounds will not be saturated. At the same time we can loosely bound

$$|\mathcal{M}_l(\mu)| \leq 11l + 9, \quad (28)$$

accounting separately for single-site and two-site operators in $J_{\alpha\beta}$.

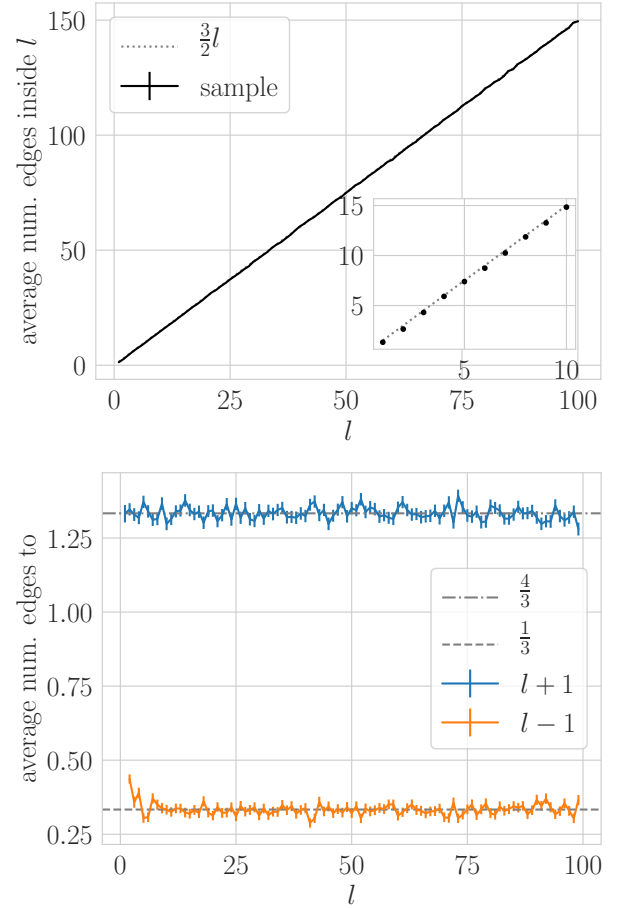


FIG. 2. **Distribution of edges** in the Liouvillean graph of the transverse-field Ising model (3). **Top:** average number of edges connecting a length- l Pauli string to other length- l Pauli strings. **Bottom:** average number of edges connecting a length- l operator to a length- $l+1$ operator (blue) or a length- $l-1$ operator (orange). For $l \gg 1$, an operator has many more connections to other length- l operators than to operators of other lengths.

Most strings have some number of identity operators between their left- and right-most nontrivial operators, so they will not saturate the bound (28). The string $\sigma_j^x \sigma_{j+17}^x$ of Eq. (23) is an extreme example of this situation. But strings like $\sigma_j^x \sigma_{j+17}^x$ are atypical. The average number of nontrivial Pauli operators in a randomly chosen Pauli string of diameter l will be

$$\frac{3}{4}l - \frac{1}{2},$$

so we expect an average number of intrapool connections

$$n_0 \equiv \overline{|\mathcal{M}_l|} = al + b \quad (29)$$

for some constants a, b . The overline indicates an average over starting strings μ .

By reasoning like that leading to Eq. (27) one can show that for the Ising model (3) the average number of con-

nections from pool \mathcal{G}_l to \mathcal{G}_{l-1} , \mathcal{G}_{l+1} , and \mathcal{G}_l are

$$n_- = \frac{1}{3} \quad n_+ = \frac{4}{3} \quad n_0 = \frac{3}{2}l. \quad (30)$$

respectively. In Fig. 2 I show a numerical check. I estimate n_{\pm}, n_0 by sampling which lets me work with large systems. (I take $L = 100$, but more would not be unreasonable.) Fig. 2 top shows n_0 in black; Fig. 2 bottom shows n_+ in blue and n_- in orange.

IV. OPERATOR WEIGHT ESCAPE RATE

We ultimately seek the rate at which operator weight escapes into long operators. In the language of the Liouvillean graph Hamiltonian, this is the rate at which the single particle escapes from the pool \mathcal{G}_{l-1} of Pauli strings of length $l-1$ into the pool \mathcal{G}_l of Pauli strings of length l .

In this section I argue that that rate is controlled by the characteristic timescale of the coherent dynamics of the pool \mathcal{G}_l via a quantum-Zeno-like effect. I first illustrate that effect with a toy model. I then estimate the characteristic timescale for dynamics in \mathcal{G}_l , assuming that that dynamics is chaotic in a certain sense, and check that predictions against numerical calculations in the Ising model (3). Finally I make a somewhat more careful calculation of the escape rate, and again compare to numerics.

These calculations make no assumptions about “backflow”—the return of operator weight from long operators to short operators. Rather, I estimate the rate at which operator weight escapes into long operators in the first place.

A. Toy model

Imagine a single particle on two sites a, b connected by a hopping amplitude—that is, governed by a Hamiltonian

$$H = V c_a^\dagger c_b + h.c. \quad (31)$$

Suppose the particle is lost at some rate γ_b from site b , in the same way that a particle on the Liouvillean graph can hop from a site in \mathcal{G}_l to one in \mathcal{G}_{l+1} and then disappear into the rest of \mathcal{G}_{l+1} . Mock this up by endowing site b with a self-energy

$$S_b(\omega) = -i\gamma. \quad (32)$$

(In principle this self-energy depends on frequency ω ; here I consider only the leading long-time $\omega \rightarrow 0$ behavior.) Follow (very broadly) the logic of 37–39. At leading order in V (that is, for $V \ll \gamma$) the self-energy of a is

$$S_a(\omega) \approx \frac{|V|^2}{\omega - i\gamma}. \quad (33)$$

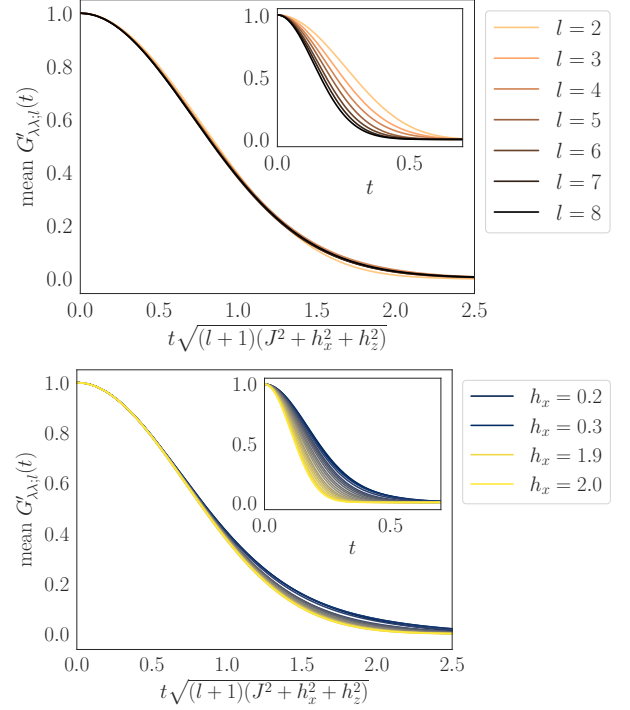


FIG. 3. **Single-site average return amplitude** $G'_{\lambda\lambda;l}(t)$ (Eq. (47)) for dynamics restricted to the subgraph of length- l operators, as a function of time and operator length, for transverse field $h_x = 1$ (top), and transverse field for operator length $l = 8$ (bottom). For $l \leq 4$ I average over all initial operators $|\mu\rangle$; for $l > 4$ I average over 512 initial operators. In each case the inset plots the amplitude against time *simpliciter*, while the main axes plot it against time rescaled by the semi-empirical prediction of Eq. (49). The return amplitude is well-characterized by the single timescale $\gamma_{\text{semi-emp}}^{-1}$.

If the particle starts on site a , then, Site b induces an effective loss rate

$$S_a(\omega = 0) = i\gamma^{-1}|V|^2 : \quad (34)$$

if the particle disappears quickly from site b , it will disappear slowly from site a , and vice versa. (I give a more detailed version of this argument in App. B).

B. Estimating intrapool decay rate

We therefore require the rate at which a particle spreads from a site $\lambda \in \mathcal{G}_l$ to the other operators in \mathcal{G}_l . To characterize this decay rate, consider the amplitude for the particle to remain on the initial state. It is easiest to proceed in real time, rather than Fourier space; in that language we require

$$G_{\lambda\lambda;l}(t) = \langle \lambda | e^{-iH_{\text{graph};l}t} | \lambda \rangle, \quad (35)$$

where I write $H_{\text{graph};l}$ for the graph Hamiltonian restricted to the subgraph \mathcal{G}_l .

Assume that $H_{\text{graph};l}$ is chaotic, in the sense that it has extended eigenstates

$$|\langle \lambda | E_\alpha \rangle|^2 \approx \frac{1}{|\mathcal{G}_l|} \quad (36)$$

for all $\lambda \in \mathcal{G}_l$. One expects this assumption to be better for large l . Then

$$G_{\lambda\lambda;l}(t) = \int dE \rho(E) e^{-iH_{\text{graph};l}t}. \quad (37)$$

(This continuum approximation, like the chaos assumption, is better justified for larger l .) By the uncertainty principle for Fourier transforms the decay rate will be given by the width of the density of states

$$\gamma^2 \propto \int dE E^2 \rho(E) = \frac{1}{|\mathcal{G}_l|} \text{Tr } H_{\text{graph};l}^2. \quad (38)$$

But

$$\text{Tr } H_{\text{graph};l} = 0 \quad (39a)$$

$$\begin{aligned} \frac{1}{|\mathcal{G}_l|} \text{Tr } H_{\text{graph};l}^2 &= \sum_{\mu, \nu \in \mathcal{G}_l} L_{\mu\nu}^2 \\ &\approx n_0 \bar{J}^2 \\ &= (al + b) \bar{J}^2, \end{aligned} \quad (39b)$$

where $n_0 = al + b$ is the average degree of \mathcal{G}_l (cf Eq. (29)), and \bar{J} is the mean in quadrature of the nonzero terms in the Hamiltonian (2)

$$\bar{J}^2 = \frac{1}{|\{J_{\alpha\beta} \neq 0\}|} \sum_{J_{\alpha\beta} \neq 0} J_{\alpha\beta}^2. \quad (40)$$

For notational simplicity I here take the Hamiltonian to be translation invariant. Thus $\gamma \propto \sqrt{al + b\bar{J}}$.

To be more precise, assume that $H_{\text{graph};l}$ has a Gaussian density of states

$$\rho(E) = \frac{1}{\Delta \sqrt{2\pi}} e^{-E^2/\Delta}. \quad (41)$$

Δ is given by (39b), and the return amplitude of (37) is

$$G_{\lambda\lambda;l}(t) = e^{-\gamma^2 t^2} \quad (42)$$

with decay rate

$$\gamma^2 = 2(al + b)\bar{J}^2. \quad (43)$$

For the transverse-field Ising model

$$a = \frac{3}{2}, \quad b = 0 \quad (44)$$

and

$$\bar{J} = \frac{1}{3} \sqrt{1 + h_x^2 + h_z^2}. \quad (45)$$

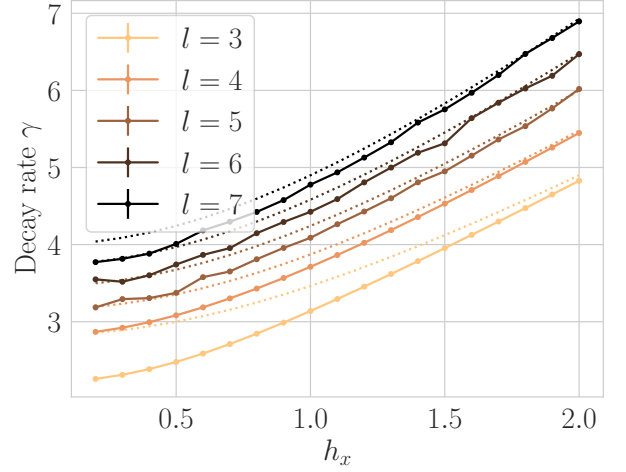


FIG. 4. **Decay rates extracted from Gaussian fits** to the numerical average $G'_{\lambda\lambda;l}(t)$ of Fig. 3, as a function of operator length l (**top**) and transverse field h_x (**bottom**). For $l \gg 1$ these fits agree well with the semi-empirical decay rate $\gamma_{\text{semi-emp}}^{-1}$ of Eq. (49) (dotted line).

for

$$\gamma = \sqrt{l(1 + h_x^2 + h_z^2)}. \quad (46)$$

Figures 3 and 4 show numerical checks of this prediction for the transverse-field Ising model. I seek to verify the predictions (42), (46), but also to validate that they accurately reflect the dynamics of the chain. In App. A I argue that beyond the shortest times, particle escape from \mathcal{G}_l to \mathcal{G}_{l+1} has an important effect on particle escape from \mathcal{G}_{l-1} to \mathcal{G}_l . I therefore consider the dynamics not only of \mathcal{G}_l , but also of \mathcal{G}_{l+1} : that is, the return amplitude

$$G'_{\lambda\lambda;l}(t) := \langle \lambda | e^{-iH'_{\text{graph};l}t} | \lambda \rangle \quad (47)$$

for $\lambda \in \mathcal{G}_l$, where $H'_{\text{graph};l}$ is the graph Hamiltonian restricted to $\mathcal{G}_l \cup \mathcal{G}_{l+1}$

$$H'_{\text{graph};l} = H_{\text{graph}}|_{\mathcal{G}_l \cup \mathcal{G}_{l+1}}. \quad (48)$$

Fig. 3 shows the average of the return amplitude $G'_{\lambda\lambda;l}(t)$ across starting operators λ as a function of time, for a variety of l and h_x . The prediction (46) does not produce a good scaling collapse. Instead, I rescale by

$$\gamma_{\text{semi-emp.}} = \sqrt{(l+1)(J + h_x^2 + h_z^2)}. \quad (49)$$

The dynamics is well-characterized by this single timescale.

Fig. 4 shows the decay rates γ resulting from fitting the Gaussian (42) to the numerical average return amplitude. For $l \gg 1$ and $h_x \gtrsim 1$ I find that the fits agree well with the decay rate $\gamma_{\text{semi-emp.}}$ of (49).

In both Figures 3 and 4 we see

$$\gamma \propto \sqrt{l+1} \quad (50)$$

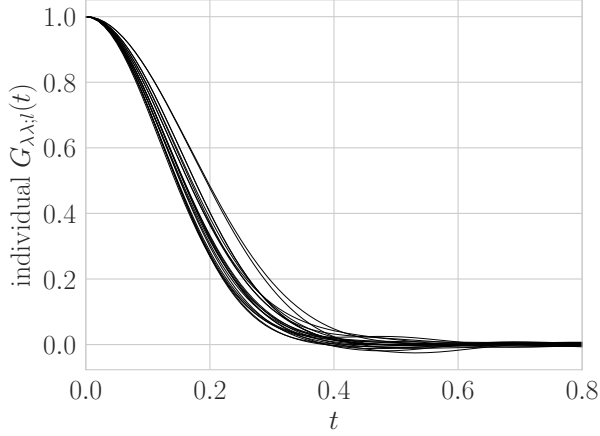


FIG. 5. **Propagator** $G'_{\lambda\lambda;l}(t)$ for 20 randomly chosen initial operators of diameter $l = 8$. All show generally Gaussian decay, with consistent decay rate.

rather than the predicted

$$\gamma \propto \sqrt{l}. \quad (51)$$

To understand this, return to the early-time argument of Sec. A. The scaling in operator diameter l comes from the degree of the starting operator as a vertex in the Liouvillian graph. For times $t \ll \gamma$, the state is

$$|\psi\rangle = |\mu\rangle - it \sum_{\nu} L_{\nu\mu} |\nu\rangle. \quad (52)$$

But the full dynamics includes not only hopping from μ to other operators $\nu \in \mathcal{G}_l$, but also to operators in \mathcal{G}_{l+1} . One therefore expects the rate to go as

$$\gamma^2 \propto |\{\nu : \langle \nu | H_{\text{graph}} | \mu \rangle \neq 0\}|, \quad (53)$$

including $|\nu\rangle \in \mathcal{G}_{l+1}$: that is, we should understand the degree as including not only the $O(l)$ connections to other operators in \mathcal{G}_l , but also the $O(1)$ connections to other operators in \mathcal{G}_{l+1} , for

$$\gamma \propto \sqrt{l+a} \quad (54)$$

for some constant c .

Averaging over starting operators as in Fig. 3 produces a clean characterization of the decay, at the cost of concealing deviations from the chaos assumption (36): in fact

$$\sum_{\mu \in \mathcal{G}_l \cup \mathcal{G}_{l+1}} G'_{\mu\mu;l}(t) = \text{Tr} e^{-iH'_{\text{graph};l}t}. \quad (55)$$

Since I do not allow the starting string $|\mu\rangle$ to reside in \mathcal{G}_{l+1} the measurements of Fig. 3 do not strictly speaking give the trace of Eq. (55), but the same intuition applies.

In Fig. 5 I therefore plot individual propagators $G'_{\lambda\lambda;l}$ for 20 randomly chosen initial operators $|\lambda\rangle$ with diameter $l = 8$. All display a generally Gaussian decay, consistent with Eq. (42), and all display generally the same

decay rate. This indicates that—at least for $l = 8$ —the chaos assumption (36) is reasonable, and the averages of Fig. 3 (not to mention the single decay rate $\gamma_{\text{semi-emp.}}$) give an accurate characterization of the intrapool decay.

C. Estimating the interpool escape rate

I can now return to the question of how quickly a particle escapes from pool \mathcal{G}_{l-1} into \mathcal{G}_l . Take some $\mu \in \mathcal{G}_{l-1}$; μ has matrix elements $L_{\mu\lambda}$ with Pauli strings $\lambda \in \mathcal{G}_l$. These come from “bond terms” in the Hamiltonian; write V for their characteristic scale. Consider the part of the propagator $\langle \mu | e^{-iH_{\text{graph}}t} | \mu \rangle$ that passes through pools $\mathcal{G}_l, \mathcal{G}_{l+1}$: that is, write a restricted Hamiltonian

$$H''_{\text{graph};\mu,l} = H|_{\{\mu\} \cup \mathcal{G}_l \cup \mathcal{G}_{l+1}} \quad (56)$$

and compute the propagator

$$G''_{\mu\mu;l}(t) = \langle \mu | e^{-iH''_{\text{graph};\mu,l}t} | \mu \rangle. \quad (57)$$

At leading order in Vt this is given by the irreducible part

$$G''_{\mu\mu;l}(t) \approx 1 - n_+ \int_0^t dt_2 \int_0^{t_1} dt_1 V^2 e^{-\gamma^2(t_2-t_1)^2} + O(V^4 t^4). \quad (58)$$

$$\approx 1 - \begin{cases} n_+ t^2 V^2 & t\gamma \ll 1 \\ t\gamma^{-1} n_+ V^2 \sqrt{\pi/2} & t\gamma \gg 1 \end{cases} \quad (59)$$

—that is, for $t\gamma \gg 1$ the escape rate from \mathcal{G}_l to \mathcal{G}_{l+1} is

$$\propto n_+ V^2 \gamma^{-1}. \quad (60)$$

similarly to the toy model (Eq. (34)).

I plot the average of $G''_{\mu\mu;l}(t)$ across starting operators $|\mu\rangle$ in Fig. 6. I choose starting strings that begin and end with σ^x or σ^y , so all operators connect to the pool \mathcal{G}_l on both ends. For short times all the different parameter values (h_x, l) display the same quadratic behavior, and for intermediate times all collapse when rescaled à la (60). Both limits are therefore consistent with (59). For longer times, $l \gtrsim 6$ and $h_x \gtrsim 0.6$ continue to display a good scaling collapse, but $l \lesssim 5$ and $h_x \lesssim 0.5$ do not. The small- h_x behavior comes about because the h_x term is the only term that fails to commute with σ^z : in the limit $h_x \rightarrow 0$ amplitude starting on a Pauli string $|\mu\rangle = |\dots \sigma^x \sigma^0 \dots\rangle \in \mathcal{G}_{l-1}$ will oscillate between that operator and $|\lambda\rangle = |\dots \sigma^y \sigma^z\rangle$. I expect that the small- l behavior comes about because both the chaos assumption (36) and the continuum density of states approximation of (37) break down when the pool \mathcal{G}_l has few operators.

V. EFFECTIVE MODEL FOR DYNAMICS OF SMALL-DIAMETER OPERATORS

In Sec. IV I considered hopping from $\mu \in \mathcal{G}_{l-1}$ to $\lambda \in \mathcal{G}_l$. I argued that the rate of this hopping is controlled by the rate of further hopping to other sites in \mathcal{G}_l .

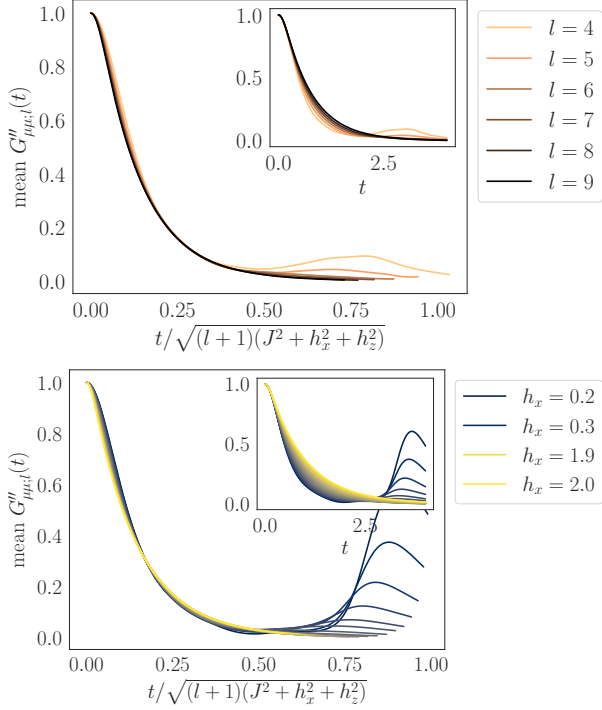


FIG. 6. **Escape from pool of diameter $l-1$** as a function of diameter **(top)** and transverse field h_x **(bottom)**. I average over starting strings $|\mu\rangle \in \mathcal{G}_{l-1}$. In each case rescaling by $\gamma_{\text{semi-emp.}}$ as in (60) produces good results for intermediate times.

Let us assume that for l longer than some l_* , the particle does not return from such further hopping. This is a nontrivial, uncontrolled approximation. It essentially rules out the possibility of “backflow”, i.e. return of weight from long operators to short operators. In App. A I give some arguments and numerical evidence that this approximation is reasonable, and Rakovszky, von Keyserlingk, and Pollmann have performed detailed calculations on this matter in unpublished work.

This no-backflow approximation is equivalent to replacing the dynamics on Pauli strings of diameter $l \geq l_*$ by a decay; for simplicity, characterize the decay by a single decay rate (a frequency-independent imaginary self-energy).

To be more precise, start with the graph Hamiltonian H_{graph} . Cut it off at a length scale l_* by removing all the hoppings between operators of diameter $l \geq l_* + 1$, and endow them with a decay rate γ . Since the model is nearest-neighbor, operators of diameter $\geq l_* + 2$ are isolated points—they do not affect the dynamics of any other operators. The result of this procedure is an effective graph Hamiltonian

$$H_{\text{graph;eff}}(\gamma, l_*) = \sum_{\substack{\mu, \text{diam } \nu \leq l_*}} [L_{\mu\nu} c_\mu^\dagger c_\nu + h.c.] - i\gamma \sum_{\text{diam } \nu = l_* + 1} c_\nu^\dagger c_\nu. \quad (61)$$

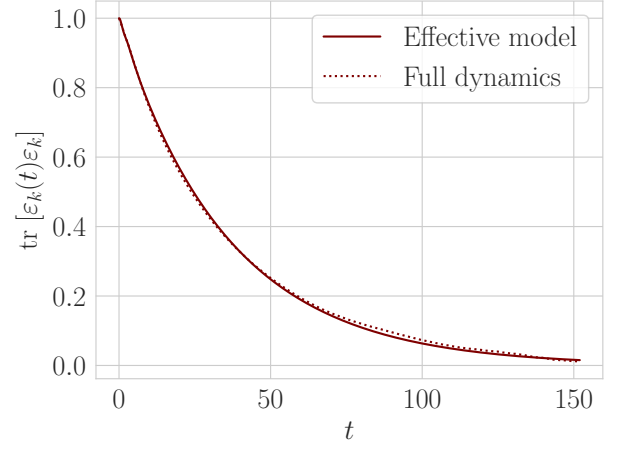


FIG. 7. **Decay of Fourier cosine mode** Eq. (62) in the effective model of Eq. (61) (solid lines) and the full dynamics of the transverse field Ising model (dotted line). I use $l_* = 6$ and decay rate $\gamma = 4$, close to the semi-empirical prediction $\gamma_{\text{semi-emp.}} = 4.49$.

(Despite the second-quantized notation this model, like (18), is a single-particle model.) This modified dynamics conserves the total energy. In contrast to the exact dynamics, it does not conserve any of the powers of the energy: H^2 , for example, has terms like $\varepsilon_1 \varepsilon_{L/2}$ that are long-ranged and subject to decay.

I simulate the decay of the longest Fourier cosine mode of the energy density

$$\varepsilon_k = \sum_{j=1}^L \cos(kj) \quad (62)$$

with $k = \frac{2\pi}{L}$ in the effective model (61) and the full dynamics (3). (I use a stochastic trace to simulate the full dynamics; see App. C for a brief description.) Because the system is translation-invariant,

$$\langle \varepsilon_{k'} \varepsilon_k(t) \rangle = \text{Tr}[\varepsilon_{k'} \varepsilon_k(t)] \propto \delta_{kk'}. \quad (63)$$

I plot $\langle \varepsilon_k \varepsilon_k(t) \rangle$ for $L = 20, l_* = 6, \gamma = 4 \approx \gamma_{\text{semi-emp.}}$ in Fig. (7); the effective model agrees well with the full dynamics. (See App. C for a description of the simulation of the full dynamics.)

In Fig. 8 I show diffusion coefficients extracted from the decay of the Fourier mode (62) as a function of l_* and γ ; the errorbars give a heuristic indication of how non-diffusive the dynamics are. (App. D gives details of the extraction of diffusion coefficients and of this measure of non-diffusiveness.) For $\gamma = \gamma_{\text{semi-emp.}}$ (marked by the colored balls), the effective dynamics gives cleanly diffusive dynamics and a diffusion coefficient that agrees well with the full dynamics, with the exception of $l_* = 5$. Closer examination shows that for $l_* = 4, 6, 7$ the discrepancy is approximately 3%. This is remarkably close agreement, given the violence of the approximations I

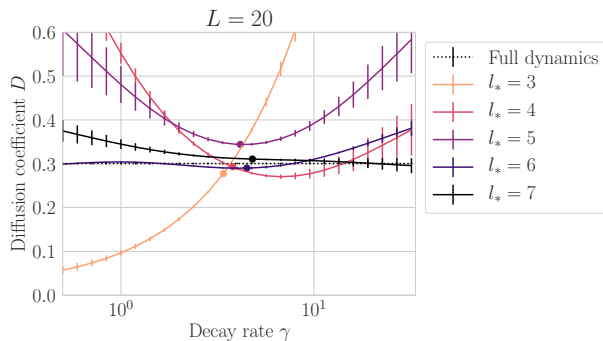


FIG. 8. **Diffusion coefficients in the effective model** as a function of l_* (colors) and decay rate γ . Colored balls show the semi-empirical decay rates $\gamma_{\text{semi-emp.}}$; The dotted line shows a stochastic trace estimate of the exact dynamics. Errorbars indicate the degree to which the dynamics are non-diffusive, complicating estimation of the diffusion coefficient (see App. D). For the predicted decay rates, the effective model of Eq. (61) shows clearly diffusive behavior with diffusion coefficient very close to that of the exact dynamics.

made in constructing the effective model (61) and predicting the decay rate $\gamma_{\text{semi-emp.}}$.

VI. DISCUSSION

I have argued that the structure of the Liouvillean graph determines the behavior of thermalizing Hamiltonians and gives a non-Hermitian effective model for the dynamics of small-diameter operators. I first followed [32–34] in mapping Heisenberg dynamics on operators to single-particle hopping on a graph whose vertices are Pauli matrices. I noted that the Liouvillean graph divides naturally into “pools” of fixed left and right endpoints and consequently fixed diameter; these pools are thickly intraconnected but thinly interconnected. I then followed 29 in understanding the effective non-unitarity of diffusion as escape of particles into a “vacuum” of long operators, and argued that the escape rate is controlled by the coherent dynamics of the fixed-diameter pools. This argument, which assumes that dynamics in a pool is chaotic, gives a quantitative prediction for the escape rate, which I verified numerically. The Liouvillean graph picture also leads to a non-Hermitian effective model in which dynamics on operators longer than some l_* is replaced by a decay, with decay rate predicted by the coherent pool dynamics. This effective model gives good agreement with the full Hamiltonian dynamics for the Ising model (3).

The effective model is useful in its own right. Its Hilbert space dimension is

$$N_{\text{eff}} \sim L 4^{l_*},$$

so memory and computation time requirements scale exponentially in the UV cutoff l_* but polynomially, indeed

linearly, in system size. The resource requirements for simulations are therefore controlled primarily by l_* ; for models in which small l_* are suitable—i.e. models in which even small pools are chaotic in the sense required by section IV B—the required Hilbert space will be small.

The effective model also offers the exciting prospect of two- and higher-dimensional simulations. The construction of the effective model rests on the decomposition of the Liouvillean graph into pools of fixed diameter, which in turn rests on the decreasing surface-area-to-volume ratio of these pools. Higher dimensions will show the same graph decomposition. Roughly, in dimension d an operator of diameter l only connects to operators of diameter $l-1$ or $l+1$ via the $O(l^{d-1})$ Hamiltonian terms at its edges, but connects to other operators of diameter l via the $O(l^d)$ Hamiltonian terms in its interior. (Defining diameter in this case will not be entirely straightforward: one will want to take into account the underlying lattice geometry in defining the “pools”).

I close by emphasizing some limitations of the effective model and the Liouvillean graph picture more generally.

First, the effective model is not a satisfactory replacement for existing numerical methods (DMT [23, 24], DAOE [25], and ordinary TEBD in non-equilibrium steady state experiments). The effective model has only one free parameter, the length scale l_* . For each l_* there is a unique correct decay rate; the bulk of this paper has been devoted to estimating that rate. Convergence testing therefore requires increasing l_* , which is exponentially time-consuming. DMT and DAOE, by contrast, are parametrized not only by a length scale like l_* but also by another continuously tunable accuracy parameter: the bond dimension in DMT and the decay rate for DAOE. Both methods can thus accurately treat at least some long-range correlations on at least some timescales—and, importantly, one can use these parameters to smoothly approach the exact limit.

Second, throughout this work I have assumed that the Hamiltonian will thermalize—but not all spin chain Hamiltonians do so. Free-fermion systems, Bethe ansatz integrable systems, and many-body localized systems never thermalize, and weak integrability breaking leads to thermalization only on long timescales. In each case the failure of thermalization will correspond to a breakdown of either the graph structure of Sec. III B or the chaos assumption of Sec. IV B. To understand free-fermion systems consider the transverse field Ising model (3) with $h_z = 0$. The model is integrable by Jordan-Wigner transformation; consequently the Liouvillean graph connects σ_j^x only to Pauli strings of the form

$$\sigma_l^a \sigma_{l+1}^x \dots \sigma_{r-1}^x \sigma_r^b$$

with $a, b \in \{y, z\}$. The graph therefore does not have the requisite pool structure. For Bethe ansatz integrable models the tower of local conserved quantities will strongly constrain the pool dynamics, and many-body localization may correspond to Anderson localization on

the Liouvillean graph.

Third, these Liouvillean graph calculations require a high-temperature starting state, for the same reason that DAOE does. The expectation value of an operator $A(t)$ in an initial state ρ is

$$\langle A \rangle = \text{Tr } A \rho .$$

The effective model lets us estimate the projection of the Heisenberg evolution $A(t)$ of some operator onto short Pauli strings. But if the initial state ρ is not close to the infinite-temperature density matrix, it can have appreciable weight on Pauli strings of long diameter. This is true even if the initial state has some short correlation length ξ : if $|i - j| \gg \xi$,

$$\langle \sigma_i^z \sigma_j^z \rangle \approx \langle \sigma_i^z \rangle \langle \sigma_j^z \rangle .$$

One could treat these correlations by means of a non-linear effective evolution of short-diameter correlations, in which longer correlations are replaced by these “classical correlations”, as in DMT. The method of 31 is a major step in this direction, and in fact goes far beyond the present work in its potential for treating finite-temperature dynamics.

ACKNOWLEDGMENTS

I am grateful to Brian Swingle, Yong-Chan Yoo, Michael Buchhold, Kai Klocke, and Kevin Slagle for helpful conversations and commentary on this work.

I gratefully acknowledge the U.S. Department of Energy (DOE), Office of Science, Office of Advanced Scientific Computing Research (ASCR) Quantum Computing Application Teams program, for support under fieldwork proposal number ERKJ347.

-
- [1] D. Forster, *Hydrodynamic fluctuations, broken symmetry, and correlation functions*, Frontiers in physics ; 47 (W.A. Benjamin, Advanced Book Program, Reading, Mass., 1975) section: xix, 326 pages : illustrations ; 25 cm.
 - [2] P. M. Chaikin and T. C. Lubensky, *Principles of Condensed Matter Physics* (Cambridge University Press, Cambridge, 2000).
 - [3] Higher-order corrections to the diffusion equation (1) can give nontrivial physics, including “long-time tails”[40–44]. This work treats the microscopic physics leading to the diffusion equation (with or without corrections) rather than the physics described by that equation—but the interplay between that microscopic physics and the long-time tails, analogous to the interplay investigated for the Boltzmann equation in 44, may be an interesting future line of inquiry.
 - [4] Our understanding of the many body localization transition rests on phenomenological renormalization group theories that take for granted the emergence of hydrodynamics from sufficiently strongly-interacting systems.
 - [5] A. C. Potter, R. Vasseur, and S. Parameswaran, *Physical Review X* **5**, 031033 (2015).
 - [6] R. Vosk, D. A. Huse, and E. Altman, *Physical Review X* **5**, 031032 (2015).
 - [7] P. T. Dumitrescu, R. Vasseur, and A. C. Potter, *Physical Review Letters* **119**, 110604 (2017), arXiv: 1701.04827.
 - [8] A. Goremykina, R. Vasseur, and M. Serbyn, arXiv:1807.04285 [cond-mat] (2018), arXiv: 1807.04285.
 - [9] A. Morningstar and D. A. Huse, arXiv:1903.02001 [cond-mat] (2019), arXiv: 1903.02001.
 - [10] A. Morningstar, D. A. Huse, and J. Z. Imbrie, arXiv:2006.04825 [cond-mat] (2020), arXiv: 2006.04825.
 - [11] W. De Roeck and F. Huveneers, *Physical Review B* **95** (2017), 10.1103/PhysRevB.95.155129, arXiv: 1608.01815.
 - [12] T. Thiery, F. Huveneers, M. Müller, and W. De Roeck, arXiv:1706.09338 [cond-mat] (2017), arXiv: 1706.09338.
 - [13] T. Thiery, M. Müller, and W. De Roeck, arXiv:1711.09880 [cond-mat] (2017), arXiv: 1711.09880.
 - [14] Heavy-ion collisions produce high-temperature clouds of quarks and gluons. As these clouds expand and cool, they are pass through an expected line of first-order phase transitions that terminate in a “critical end point”. Statistical fluctuation “freeze out” via the Kibble-Zurek mechanism when the cloud passes near the critical endpoint, leading to experimentally visible signatures of the details of the transition. But detailed comparison of experiments to theory requires first-principles calculations of hydrodynamical transport coefficients.
 - [15] M. Stephanov, K. Rajagopal, and E. Shuryak, *Physical Review Letters* **81**, 4816 (1998), arXiv: hep-ph/9806219.
 - [16] P. F. Kolb, J. Sollfrank, and U. Heinz, *Physical Review C* **62**, 054909 (2000), arXiv: hep-ph/0006129.
 - [17] J.-Y. Ollitrault, *Physical Review D* **46**, 229 (1992).
 - [18] STAR Collaboration, arXiv:1007.2613 [nucl-ex] .
 - [19] U. Heinz, P. Sorensen, A. Deshpande, C. Gagliardi, F. Karsch, T. Lappi, Z.-E. Meziani, R. Milner, B. Muller, J. Nagle, J.-W. Qiu, K. Rajagopal, G. Roland, and R. Venugopalan, arXiv:1501.06477 [hep-ex, physics:hep-ph, physics:nucl-ex, physics:nucl-th] (2015), arXiv: 1501.06477.
 - [20] J. M. Deutsch, *Physical Review A* **43**, 2046 (1991).
 - [21] M. Srednicki, *Physical Review E* **50**, 888 (1994).
 - [22] L. D’Alessio, Y. Kafri, A. Polkovnikov, and M. Rigol, *Advances in Physics* **65**, 239 (2016), arXiv: 1509.06411.
 - [23] C. D. White, M. Zaletel, R. S. K. Mong, and G. Refael, *Physical Review B* **97**, 035127 (2018).
 - [24] B. Ye, F. Machado, C. D. White, R. S. K. Mong, and N. Y. Yao, arXiv:1902.01859 [cond-mat, physics:quant-ph] (2019), arXiv: 1902.01859.
 - [25] T. Rakovszky, C. W. von Keyserlingk, and F. Pollmann, arXiv:2004.05177 [cond-mat] (2020), arXiv: 2004.05177.
 - [26] W. W. Ho and D. A. Abanin, *Physical Review B* **95**, 094302 (2017), publisher: American Physical Society.
 - [27] C. von Keyserlingk, T. Rakovszky, F. Pollmann, and S. Sondhi, *Physical Review X* **8**, 021013 (2018), arXiv: 1705.08910.
 - [28] A. Nahum, J. Ruhman, S. Vijay, and J. Haah, *Physical*

- Review X **7**, 031016 (2017), publisher: American Physical Society.
- [29] V. Khemani, A. Vishwanath, and D. A. Huse, *Physical Review X* **8**, 031057 (2018).
- [30] T. Rakovszky, F. Pollmann, and C. W. von Keyserlingk, [arXiv:1710.09827 \[cond-mat, physics:hep-th, physics:quant-ph\]](#) (2017), arXiv: 1710.09827.
- [31] T. K. Kivornig, L. Herviou, and J. H. Bardarson, [arXiv:2105.11206 \[cond-mat, physics:quant-ph\]](#) (2021), arXiv: 2105.11206.
- [32] E. Altman, “Computing quantum thermalization dynamics,” (2018).
- [33] D. E. Parker, X. Cao, A. Avdoshkin, T. Scaffidi, and E. Altman, *Physical Review X* **9**, 041017 (2019), arXiv: 1812.08657.
- [34] X. Cao, *Journal of Physics A: Mathematical and Theoretical* **54**, 144001 (2021), arXiv: 2012.06544.
- [35] H. Kim and D. A. Huse, *Physical Review Letters* **111**, 127205 (2013), publisher: American Physical Society.
- [36] H. Kim, T. N. Ikeda, and D. A. Huse, *Physical Review E* **90**, 052105 (2014), publisher: American Physical Society.
- [37] R. Abou-Chacra, P. W. Anderson, and D. J. Thouless, **20**.
- [38] E. Feenberg, *Physical Review* **74**, 206 (1948).
- [39] K. M. Watson, *Physical Review* **105**, 1388 (1957), publisher: American Physical Society.
- [40] P. Kovtun and L. G. Yaffe, *Physical Review D* **68**, 025007 (2003), arXiv: hep-th/0303010.
- [41] S. Mukerjee, V. Oganessian, and D. Huse, *Physical Review B* **73** (2006), 10.1103/PhysRevB.73.035113, arXiv: cond-mat/0503177.
- [42] H. Spohn, *Journal of Statistical Physics* **154**, 1191 (2014), arXiv: 1305.6412.
- [43] J. Lux, J. Müller, A. Mitra, and A. Rosch, *Physical Review A* **89**, 053608 (2014), arXiv: 1311.7644.
- [44] T. R. Kirkpatrick, D. Belitz, and J. R. Dorfman, [arXiv:2102.08447 \[cond-mat, physics:gr-qc, physics:hep-th\]](#) (2021), arXiv: 2102.08447.
- [45] Jutho, “Jutho/KrylovKit.jl,” (2021), original-date: 2017-09-19T10:25:33Z.
- [46] D. A. Drabold and O. F. Sankey, *Physical Review Letters* **70**, 3631 (1993).
- [47] R. Silver and H. Röder, *International Journal of Modern Physics C* **05**, 735 (1994), publisher: World Scientific Publishing Co.
- [48] R. N. Silver and H. Röder, *Physical Review E* **56**, 4822 (1997).
- [49] A. Weisse, G. Wellein, A. Alvermann, and H. Fehske, *Reviews of Modern Physics* **78**, 275 (2006), arXiv: cond-mat/0504627.

Appendix A: Particle loss in the operator graph picture

To understand why \mathcal{G}_l causes particle loss, consider some Pauli string $\sigma^\lambda \in \mathcal{G}_{l-1}$. Imagine a particle on that string hops to a string $\sigma^\mu \in \mathcal{G}_l$. Let us compute at leading order in tJ the probability that it returns to \mathcal{G}_{l-1} . Recall

$$\mathcal{M}_l(\lambda) = \{\nu : \text{diam } \nu = 0 \text{ and } L_{\nu\lambda} \neq 0\}; \quad (\text{A1})$$

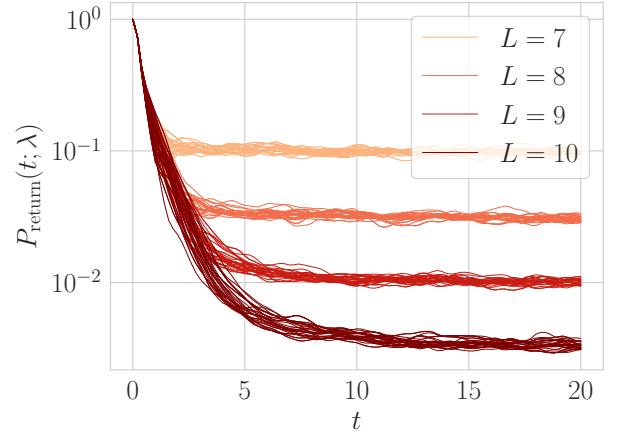


FIG. 9. **Probability of return to the set of operators of diameter ≤ 4 starting from a Pauli string σ^λ of diameter 4 in the modified dynamics of Eq. (A8).** Colors show system size $7 \leq L \leq 11$. Individual lines show different initial operators. In the large-system limit, the particle will not return; for finite system size, the long-time value is set by the Hilbert space dimension.

the nontrivial cases are $l-1$, l , and $l+1$. In Sec. III B I implicitly argued that

$$\frac{|\mathcal{M}_{l-1}(\lambda)|}{|\mathcal{M}_l(\lambda)|} \propto l^{-1}. \quad (\text{A2})$$

At time t the state is (at leading order in t)

$$|\psi\rangle = |\lambda\rangle - it \sum_{\nu} L_{\nu\lambda} |\nu\rangle. \quad (\text{A3})$$

So the probability that the particle hops to sites in \mathcal{G}_{l-1} and \mathcal{G}_l respectively are

$$P_{l-1} = \sum_{\nu \in \mathcal{M}_{l-1}(\lambda)} |L_{\nu\lambda}|^2 \quad (\text{A4})$$

$$P_l = \sum_{\mu \in \mathcal{M}_l(\lambda)} |L_{\mu\lambda}|^2. \quad (\text{A5})$$

Since the matrix elements of the Liouvillian are $L_{\mu\nu} \propto J_{\alpha\beta}$ and we take all the $J_{\alpha\beta}$ of comparable magnitude,

$$\frac{P_{l-1}}{P_l} \approx \frac{|\mathcal{M}_{l-1}(\lambda)|}{|\mathcal{M}_l(\lambda)|} \propto l^{-1}. \quad (\text{A6})$$

To phrase this in terms of amplitudes rather than probabilities, the propagator to other sites in \mathcal{G}_{l-1} is suppressed by a factor $l^{-1/2}$.

Eq. A6 is only well-justified for short times. For intermediate times hopping from \mathcal{G}_l to \mathcal{G}_{l+1} becomes important. Heuristically, the fact that

$$\frac{n_-}{n_+} \equiv \frac{|\overline{\mathcal{M}_{l-1}(\lambda)}|}{|\overline{\mathcal{M}_{l+1}(\lambda)}|} = \alpha, \quad \alpha > 1 \quad (\text{A7})$$

means that the particle, having bounced around in \mathcal{G}_l , is more likely to end up in \mathcal{G}_{l+1} , or subgraphs of even larger diameter, than in \mathcal{G}_{l-1} (For the Ising model, I found $\alpha = 2$.) One could make this argument more carefully by proceeding by induction. If \mathcal{G}_{l+1} perfectly absorbs particles (at order l^{-1}), then \mathcal{G}_l does as well, by arguments like those leading to (A6); one would continue in this way as long as $l \gg 1$.

Rather than making this inductive argument, I resort to numerics. I check that particles which hop from \mathcal{G}_l to \mathcal{G}_{l+1} do not return by measuring certain carefully constructed return probabilities. Choose initial operator λ with length $l - 1$. We wish to probe whether a particle that has hopped from λ to \mathcal{G}_l will ever return, so modify the graph Hamiltonian H_{graph} to delete all the connections between λ and other operators with diameter $l - 1$ or $l - 2$. The result is a Hamiltonian

$$H'_{\text{graph}} = \sum_{\mu\nu} L'_{\mu\nu} c_{\mu}^{\dagger} c_{\nu} \quad (\text{A8})$$

with

$$L'_{\lambda\nu} = L'_{\nu\lambda} = 0, \quad \nu \in \mathcal{G}_{l-2} \cup \mathcal{G}_{l-1}. \quad (\text{A9})$$

Then measure the probability

$$P_{\text{return}}(t; \lambda) = \sum_{\text{diam } \mu \leq l} \left| \langle \mu | e^{-iH'_{\text{graph}} t} | \lambda \rangle \right|^2 \quad (\text{A10})$$

that the particle, having started on site λ in this modified graph, has returned to an operator of diameter $d < l_{\text{max}}$ at time t . For the sake of uniformity in the connection between λ and \mathcal{G}_{l+1} I take λ that have nontrivial connections to \mathcal{G}_{L+1} on both ends—that is, $\text{supp } \lambda \subseteq \{1, \dots, l\}$ and $\sigma^{\lambda_1}, \sigma^{\lambda_l} \neq \sigma^z$.

Fig. 9 shows the result of this calculation for all $l = 4$ Pauli strings on systems of varying length $7 \leq L \leq 11$. We see that after an initial drop, the probability P_{return} that the particle has returned to $\bigcup_{l' < l} \mathcal{G}_{l'}$ is exponentially small in system size. To understand this, note the single-particle Hamiltonian H'_{graph} is presumptively chaotic. So after some time controlled by the diameter of the graph, which is $\sim L$, the particle should be equally likely to be anywhere in the graph. Since $\bigcup_{l' < l} \mathcal{G}_{l'}$ is an exponentially small fraction of the Hilbert space, P_{return} should be exponentially small—as indeed it is.

Appendix B: Details of two-site toy model

The quick calculation of the behavior of the two-site toy model in Sec. IV A involved a certain amount of sleight of hand. In this section I give a somewhat more explicit calculation.

Consider a single-particle Hamiltonian

$$H = V c_a^{\dagger} c_b + h.c. + H_B \quad (\text{B1})$$

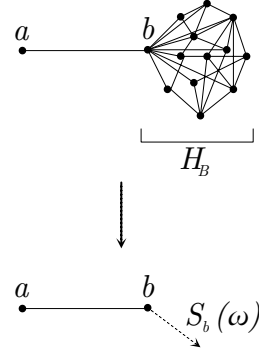


FIG. 10. **Toy model** of Eq.(B1)

where H_B consists of single-particle dynamics on site b together with many other sites, as in Fig. 10. Encapsulate the effect of H_B as a self-energy S_b for site b , considering only H_B :

$$\frac{1}{\omega - S_b(\omega)} = G_{bb;B}(\omega) \equiv \langle b | \frac{1}{\omega - H_B} | b \rangle. \quad (\text{B2})$$

Now look at the effect of H_B on site a . Consider times short compared with the hopping V between a and b , i.e. leading (second) order in V/ω , but long compared with the dynamics of H_B . Then

$$\begin{aligned} G_{aa}(\omega) &\equiv \langle a | [\omega - H]^{-1} | a \rangle \\ &= \omega^{-1} [1 + V^2 \langle b | (1 + H_B/\omega + H_B^2/\omega^2 + \dots) | b \rangle] \\ &\quad + O(V^2) \\ &= \omega^{-1} \left[1 + \frac{V^2/\omega}{\omega - S_b(\omega)} \right] + O(V^2/\omega^2). \end{aligned} \quad (\text{B3})$$

But the self-energy of a is

$$S_a(\omega) = \omega - G_{aa}(\omega) \quad (\text{B4})$$

$$= \omega - \omega \left[1 - \frac{V^2/\omega}{\omega - S_b(\omega)} \right] + O(V^2/\omega^2) \quad (\text{B5})$$

$$= \frac{V^2}{\omega - S_b(\omega)} + O(V^2/\omega^2) \quad (\text{B6})$$

Since we consider times long compared with the dynamics of S_b , we can take

$$S_b = -i\gamma + \alpha\omega + \frac{1}{2}\tau\omega^2 + \dots \quad (\text{B7})$$

for

$$S_a(\omega) = -iV^2/\gamma + O(V^2/\omega^2) + O(\omega/\gamma) \quad (\text{B8})$$

as in the main text.

Appendix C: Simulating the full dynamics

Benchmarking as in Fig. 8 requires simulations of the full dynamics of the model (3). I compute

$$\text{Tr}[\epsilon_{k'} \epsilon_k(t)]$$

in the full dynamics by computing the average

$$\text{Tr}[\epsilon_{k'} \epsilon_k(t)] \approx \frac{1}{N_r} \sum_{\alpha=1}^{N_r} \langle x_\alpha | \epsilon_{k'} e^{iHt} \epsilon_k e^{-iHt} | x_\alpha \rangle \quad (\text{C1})$$

over vectors $|x_\alpha\rangle$ with random complex normal components, using Krylov evolution implemented in [45]. This is essentially the stochastic trace familiar from the kernel polynomial method [46–49]. A more sophisticated Chebyshev expansion method would presumably be more efficient, but would not overcome the exponential scaling of the Hilbert space. Statistical errors from sampling are small compared with methodological errors, about which see (D).

Appendix D: Extracting diffusion coefficients

In this appendix I argue that large system sizes $L \gtrsim 20$ offer a window of diffusive dynamics between short-time non-diffusive behavior and the Thouless time.

Diffusion of energy density is described by

$$\frac{\partial \varepsilon}{\partial t} = D \frac{\partial}{\partial x^2} \varepsilon; \quad (\text{D1})$$

for a Fourier mode

$$\varepsilon_k = \sum_{j=1}^L \cos(kj) \quad (\text{D2})$$

this gives

$$\varepsilon_k(t) = e^{-Dk^2 t} \varepsilon_k. \quad (\text{D3})$$

I will ultimately show that the diffusion coefficient is $D \approx 0.3$.

Fig. 11 shows the decay for the longest Fourier mode $k = \frac{2\pi}{L}$ as a function of length (top) and as a function of wavenumber for $L = 20$ (bottom).

Consider first the behavior of the slowest Fourier mode

$$k = \frac{2\pi}{L} \quad (\text{D4})$$

as a function of system size (top plot). One expects a characteristic timescale

$$t_{\text{Th}} = \frac{4\pi^2}{DL^2}, \quad (\text{D5})$$

so I rescale time by the diffusion coefficient agnostic factor $\frac{4\pi^2}{L^2}$. For $L \geq 8$ and

$$t \lesssim 3 \frac{4\pi^2 t}{L^2} \approx \frac{4\pi^2 t}{DL^2} = t_{\text{Th}} \quad (\text{D6})$$

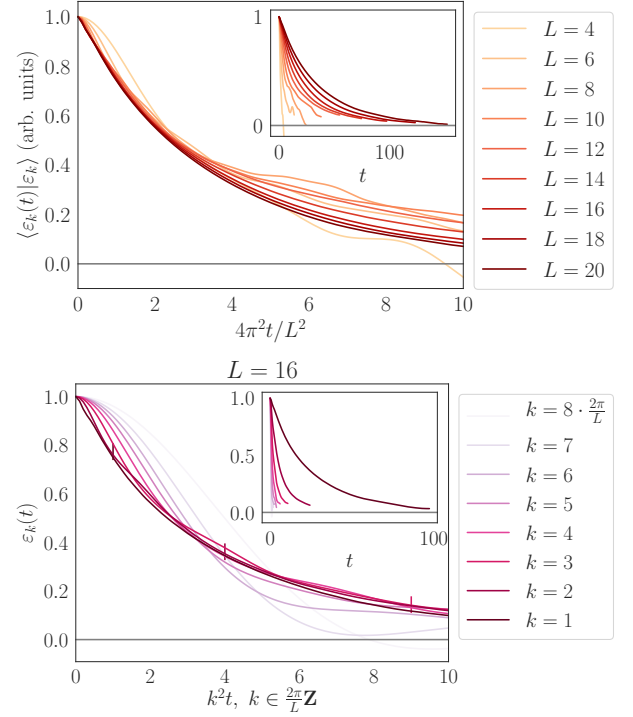


FIG. 11. **Fourier mode decay in full dynamics:** for the longest Fourier mode $k = \frac{2\pi}{L}$ as a function of system size L (top) and as a function of Fourier mode k for system size $L = 20$ (bottom).

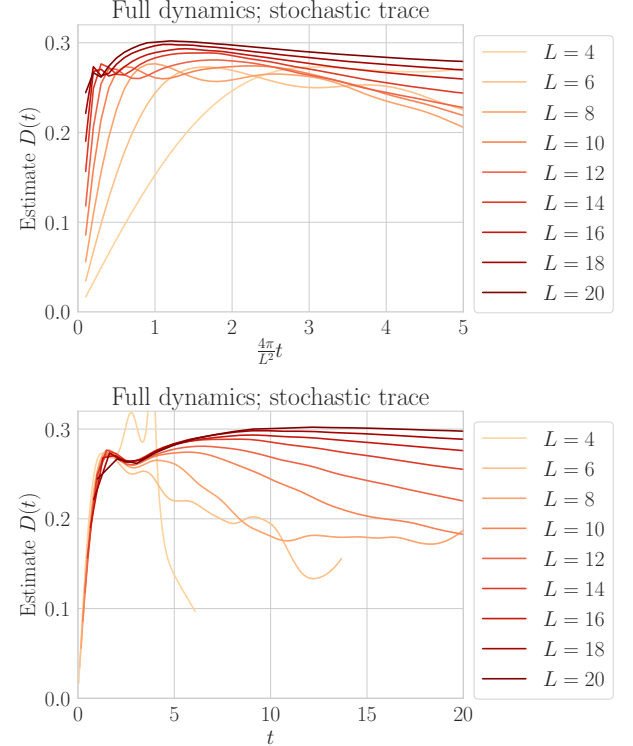


FIG. 12. **Time-varying estimate of diffusion coefficient**

we see a good scaling collapse, improving as L increases; this indicates that the system is cleanly diffusive before its Thouless time—barring early-time transients, which are obscured by the time rescaling.

Different Fourier modes for a fixed given system size also show a good diffusive scaling collapse, at least for $t \lesssim t_{\text{Th}}$ (marked by vertical lines) and $k \lesssim 3 \cdot \frac{2\pi}{L}$. These k correspond to length scales $\gtrsim 5$; this is broadly consistent with the $L \gtrsim 8$ indicated by the scaling collapse in system size.

To clearly see the early-time non-diffusive behavior and estimate the diffusion coefficient, write

$$D(t) = \frac{t}{t_{\text{Th}}} \log \left(\frac{\text{Tr}[\varepsilon_k(t)\varepsilon_k]}{\text{Tr}[\varepsilon_k(0)\varepsilon_k(0)]} \right). \quad (\text{D7})$$

Eq. (D3) predicts that this is a constant, always equal to the diffusion coefficient; for systems that are not strictly diffusive we can treat this as a time-varying estimate of the diffusion coefficient. Fig. 12 shows this $D(t)$. In Fig. 12 bottom I do not rescale time. There one can see

that for

$$t \lesssim 5, \quad (\text{D8})$$

the system is non-diffusive. For

$$1 \lesssim \frac{4\pi}{L^2} t \lesssim 2 \quad (\text{D9})$$

(and $L \gtrsim 8$) $D(t)$ is close to a constant, indicating that the system is displaying diffusive decay of the Fourier mode in question. I therefore estimate the diffusion coefficient by

$$D_{\text{est}} = \text{mean}_{1 \leq \frac{4\pi}{L^2} t \leq 2} D(t) \quad (\text{D10})$$

and the deviation from strictly diffusive behavior by

$$\Delta D_{\text{est}} = \max_{1 \leq \frac{4\pi}{L^2} t \leq 2} D(t) - \min_{1 \leq \frac{4\pi}{L^2} t \leq 2} D(t). \quad (\text{D11})$$