

# Tensor Yard: One-Shot Algorithm of Hardware-Friendly Tensor-Train Decomposition for Convolutional Neural Networks

Anuar Taskynov<sup>2</sup>

taskynov.anuar@huawei.com

Vladimir Korviakov<sup>1</sup>

korviakov.vladimir1@huawei.com

Ivan Mazurenko<sup>1,2</sup>

mazurenko.ivan1@huawei.com

Yepan Xiong<sup>1</sup>

xiongyepan@huawei.com

<sup>1</sup> Intelligent systems and Data science Technology center, Huawei Technologies Co., Ltd, Moscow, Russia

<sup>2</sup> Lomonosov Moscow State University, Moscow, Russia

August 10, 2021

## Abstract

Nowadays Deep Learning became widely used in many economic, technical and scientific areas of human interest. It is clear that efficiency of solutions based on Deep Neural Networks should consider not only quality metric for the target task, but also latency and constraints of target platform design should be taken into account. In this paper we present novel hardware-friendly Tensor-Train decomposition implementation for Convolutional Neural Networks together with Tensor Yard — one-shot training algorithm which optimizes an order of decomposition of network layers. These ideas allow to accelerate ResNet models on Ascend 310 NPU devices without significant loss of accuracy. For example we accelerate ResNet-101 by 14.6% with drop by 0.5 of top-1 ImageNet accuracy.

the model size and the latency was impractically high. Considering the model complexity researchers typically use number of parameters or floating point operations as a complexity measure. However, for inference of the production solutions on specific hardware like Neural Processing Unit (NPU) devices these measures are too abstract and are weakly connected to real latency. There exist several approaches to reduce latency of production models such as quantization, pruning, knowledge distillation, Neural Architecture Search (NAS) and tensor decompositions.

Multidimensional tensor in Tensor-Train (TT) format [20] is a popular tool in machine learning models. The most known example is TensorNet [18], where parameters of linear layers in neural network are restricted to be TT tensors of bounded ranks. Together with automatic rank selection method which is introduced in [6] TensorNet greatly reduces the number of parameters. In [2] Tensor-Train is applied for convolutional layers and authors got comparable results to full neural networks. Note, that in these cases the TT format is applied to reshaped version of the parameters. Although, due to this trick the compression of the neural network increases, it creates additional complexity in terms of data movement. In other

## 1 Introduction

In recent years Deep Learning reached a significant breakthrough in many practical problems, such as Computer Vision, Natural Language Processing, Speech Recognition and many others. For many years the main goal of research was to improve the quality of models, even if

tensor decompositions (CP, Tucker, Tensor Ring) decomposed form consists of three consecutive convolutional layers ([15], [14], [21]).

The other open problem of tensor decompositions is an order, in which different layers of Neural Network should be decomposed to reach the maximum quality of a model.

We introduce hardware-friendly Tensor-Train for convolutional layers (TTConv), which can be represented as three consecutive convolutional layers, where one of them is a group convolution with shared weights and two other are point-wise convolutions. Sharing the weights between groups in the convolution help to reduce data movement operations and these weights can be stored in the device.

Secondly, we present Tensor Yard — automatic procedure that optimizes the order of using tensor decomposition for network layers. This procedure consists of two steps: finding the order of decompositions and fine-tuning the model. We replace usual convolution to weighted sum of the usual convolution and the TTConv. After that we train the model for  $M$  epochs and find the layer with the smallest corresponding weight of the usual convolution. We replace this weighted sum to the corresponding TTConv. This procedure continues  $K$  iterations.

Proposed approach allows to free the researcher from the routine job of iterative decomposition of the model and accelerate it on a real hardware (we check our approach for Ascend 310 NPU device). Due to simplicity our implementation of the TTConv can be easily reproduced.

So, our main contributions are:

- Novel latency-aware Tensor-Train decomposition implementation for the Convolutional Neural Networks (CNN).
- Tensor Yard — one-shot training procedure that optimizes the order of decomposition of the CNN layers.

## 2 Background and Related Art

Tensor decompositions is a class of methods for representation of high dimensional tensor as a sequence of low-cost operations to reduce the number of the tensor parameters and compress the data. One of the recent tensor decomposition approaches — the Tensor-Train decomposition [20]. The Tensor-Train decomposition generalizes

the matrix low-rank format to the higher-order tensors. A  $d$ -dimensional tensor  $\mathcal{A} \in \mathbb{R}^{n_1 \times \dots \times n_d}$  is said to be represented in the Tensor-Train format (TT-format for short) if each of its elements  $\mathcal{A}_{i_1, \dots, i_d}$  equals to the following product of 2 vectors and  $d - 2$  matrices:

$$\mathcal{A}_{i_1, i_2, \dots, i_d} = G_1[i_1] \times G_2[i_2] \times \dots \times G_d[i_d], \quad (1)$$

The 3-dimensional arrays  $G_\mu \in \mathbb{R}^{r_{\mu-1} \times n_\mu \times r_\mu}$ ,  $\mu = 2, \dots, d - 1$  for any value of  $i_\mu = 1, \dots, n_\mu$  return a  $r_{\mu-1} \times r_\mu$  matrix  $G_\mu[i_\mu]$ . The first and the last arrays are 2-dimensional and for any value of  $i_1 = 1, \dots, n_1$  and  $i_d = 1, \dots, n_d$  return a vector  $G_1[i_1] \in \mathbb{R}^{1 \times r_1}$ ,  $G_d[i_d] \in \mathbb{R}^{r_{d-1} \times 1}$ . These arrays define the decomposition and are called the "TT-cores". The vector  $\mathbf{r} = (1, r_1, \dots, r_{d-1}, 1)$  of the slices of the TT-cores is called the "TT-rank" of the decomposition. In order to represent a large vector in the TT-format, it's reshaped to multidimensional tensor by factorizing dimension of the vector and (1) is applied.

For the matrix  $\mathbf{W}$  the TT-format is given by:

$$\begin{aligned} \mathcal{W}_{i_1, i_2, \dots, i_d; j_1, j_2, \dots, j_d} &= \\ &= G_1[i_1, j_1] \times G_2[i_2, j_2] \times \dots \times G_d[i_d, j_d], \end{aligned} \quad (2)$$

where  $\mathcal{W}$  is a reshaped form of  $\mathbf{W}$ . This representation is also known as the "TT matrix".

The TT-format for a tensor with  $n^d$  elements and the TT-rank  $r$  requires only  $(d - 2)nr^2 + 2nr$  parameters (elements of the TT-cores) to store, which make the TT-format very efficient when the TT-rank  $r$  is small. To find  $G_1, G_2, \dots, G_d$  there exists the TT-SVD algorithm, which is a recursive generalization of SVD for so-called tensor unfoldings.

In [18] the TT format has been applied to neural networks. Authors use the TT format to reduce number of the parameters in fully-connected layers by reshaping weights to multidimensional tensor and applying (2).

Tensor-train decomposition for convolutions (TTConv) has been proposed by [2]. To use the TT matrix format to  $l \times l$  convolutional layer authors do the following steps:

- Factorize input and output channels:  $C = \prod_{i=1}^d C_i$ ,  $S = \prod_{i=1}^d S_i$
- Define a  $(d + 1)$ -dimensional tensor  $K$ , where dimension length is  $C_k S_k$ , if  $k \in \{1, \dots, d\}$  and  $l^2$ , if  $k = 0$ ;

- Consider that  $c$  and  $s$  are indices of corresponding reshaped indices  $\{c_i\}_{i=1}^d, \{s_i\}_{i=1}^d$ ;
- The TT-matrix representation of convolutional kernel tensor:

$$\mathcal{K}[i, j, c, s] = \mathcal{K}[i, c_1 \dots, c_d; j, s_1, \dots, s_d] = G_0[i, j] \times G_1[c_1, s_1] \times \dots \times G_d[c_d, s_d] \quad (3)$$

- The TTConv operation can be defined as:

$$\begin{aligned} Y[h, w, s_1, \dots, s_d] = & \sum_{i=1}^{l,l} \sum_{j=1}^{c_1, \dots, c_d} X[h', w', c_1, \dots, c_d] \cdot \\ & \cdot (G_0[i, j] \times G_1[c_1, s_1] \times \dots \times G_d[c_d, s_d]). \end{aligned} \quad (4)$$

As mentioned above, there exist methods ([15], [14], [21]) which transform the convolutional kernel into the 3-dimensional tensor (the kernel size dimensions are combined) and obtain 3 consecutive convolutions by applying decomposition:

- $1 \times 1$  convolution from input channels to  $R_1$ ;
- $l \times l$  special form of convolution from  $R_1$  to  $R_2$ ;
- $1 \times 1$  convolution from  $R_2$  to output channels.

By special form of convolution we mean usual convolution ([14]), depth-wise convolution ([15]) or group convolution ([21]).

### 3 Problem

In this section we discuss the design of the NPU hardware on the example of Ascend 310 NPU publicly available on the market [10] and constraints on the CNN operations and tensor decompositions design. After that, we investigate an existing implementations of Tensor-Train decomposition. Finally we pay attention to the problem of an optimal layers decomposition order, which solution, as we show, is important to reach high accuracy of the model.

### 3.1 NPU design and constraints

In recent years there appeared a lot of AI acceleration hardware and these devices set certain limitations for the models to be deployed. Examples of such domain-specific devices are: Google Cloud TPU [3, 13], NVidia Jetson [19], Huawei Ascend [10], Intel Movidius Myriad [11] and many others. These devices are typically good at parallelizable tasks of tensor and matrix multiplications and additions as well as other operations commonly used in Neural Networks, such as activation functions and other element-wise operations.

In our paper we consider optimization for Ascend 310 NPU based on Da Vinci architecture [9], however, our solution is wide enough to be applicable for any AI accelerators that support standard operations like 2D convolution with groups.

Overall design of Da Vinci AI Core is shown in figure 1. AI Core is the main part of Ascend 310 NPU, and it executes tensor and vector operations. Three main compute units of AI Core are: Cube Unit, which performs matrix multiplications, including fully-connected layers and convolutions; Vector Unit which executes vector operations like element-wise sum of tensors, Batch Normalization [12] and activation functions; Scalar Unit, which is responsible for scalar operations and controls program flow and addressing.

Cube Unit performs multiplication of two  $16 \times 16$  fp16 matrices or  $16 \times 32$  and  $32 \times 16$  int8 matrices at a time, and this is one of the most important constraint imposed by the design of the Cube Unit. Matrices of larger size are multiplied by parts. If a size of multiplied matrices is less than specified they will be padded by zeros. It is acceptable, but the highest Cube Unit utilization is reached for the matrices with a size divisible by 16 or 32 depending on computation precision.

Vector Unit is responsible for the vector computations. It provides less computational power than Cube Unit, but the capabilities of computations are more flexible.

To process and store data there are several storage

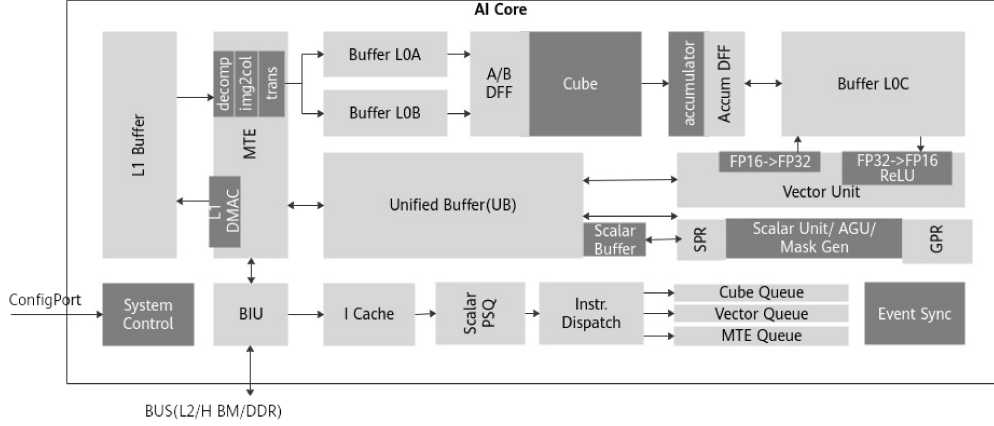


Figure 1: Da Vinci AI Core architecture [9].

units in AI Core, including L1 Buffer (general internal storage of a large size), L0 Buffers (storage of input and output data for the Cube Unit), Unified Buffer, etc. Memory Transfer Engine (MTE) manages read/write operations between different buffers and performs operations like padding, transposition and img2col.

Control Units of AI Core (e.g. System Control and Queues) provide instruction control for the computation process.

What conclusions can be made to design efficient Neural Networks architectures and tensor decomposition schemes for NPU? First of all, for all shapes of tensors (including weights and activations) that are processed by the Cube Unit divisibility by 16 is preferable. Secondly, the matrix operations are more preferable than the vector operations and operations with data. When possible it is better to avoid operations like element-wise product, sum and permutations. Third, the tensor decomposition should not significantly increase the chain of operations. Every operation in the computational graph requires input and output data to be transferred which increases total latency and may cancel positive effect of the decomposition.

### 3.2 Current implementation of Tensor-Train decomposition for convolution

Current application of the TT format to convolution, which is described in section 2 requires data permutation operation, which is not optimal for the NPU devices. In the perfect scenario decomposition should be implemented using the most efficient operations for the NPU devices, which can be reduced to the matrix multiplications, such as fully-connected layers and convolutions.

### 3.3 Optimal decomposition order

The other important problem is the selection of the order for the sequential decomposition of the Neural Network's layers, which is the NP-hard problem. To our knowledge, all of the existing approaches don't take into consideration which layers are good to be decomposed and the order of decomposition of these layers. Typically, the decomposed models are either trained from scratch or approximation methods like the TT-SVD or the VBMMF [14] are used. In the MUSCO approach [5] the authors propose an iterative algorithm of the gradual redundancy reduction with the automatic rank selection.

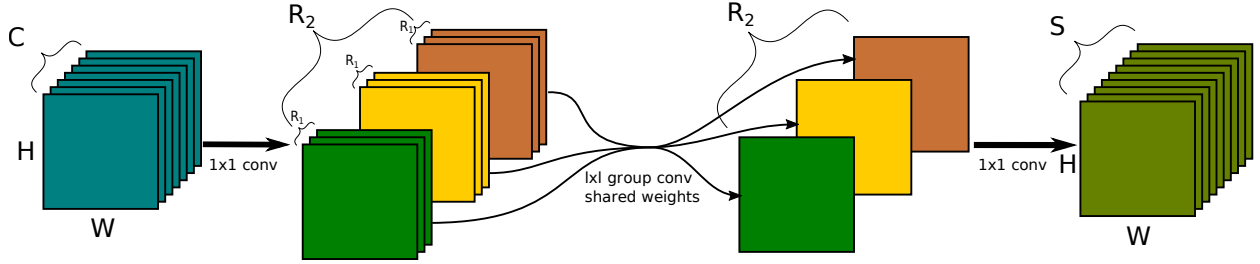


Figure 2: Graphical representation of the proposed TTConv operation.

## 4 Approach

### 4.1 Hardware-friendly Tensor-Train decomposition

There exist two main sources of the model's slowdown in real hardware: computation (tensor, matrix, vector and scalar operations) and data processing (input and output data transfer, memory operations such as tensor permutations). Many of the existing tensor decomposition approaches require transposition or, more generally, permutation operations. These operations require expensive memory operations and should be avoided when possible. We propose a new TTConv operation, where we apply the Tensor-Train decomposition for the 3-dimensional tensor, which is a reshape of the usual convolutional tensor, where kernel size dimensions are combined. So, the TT decomposition is applied to  $l \times l$  convolution from  $S$  channels to  $C$  channels as follows:

$$\begin{aligned} \mathcal{K}_{s,c,i,j} &= G_1[i, j] \times G_2[c, 1] \times G_3[s, 1] = \\ &= \sum_{r_1, r_2=1}^{R_1, R_2} G_1[1, i, j, r_1] \cdot G_2[r_1, c, 1, r_2] \cdot G_3[r_2, s, 1, 1], \end{aligned} \quad (5)$$

where  $G_1 \in \mathbb{R}^{1 \times l \times l \times R_1}$ ,  $G_2 \in \mathbb{R}^{R_1 \times C \times 1 \times R_2}$ ,  $G_3 \in \mathbb{R}^{R_2 \times S \times 1 \times 1}$  — TT Matrix cores. After omitting the redundant indices we can obtain:

$$\mathcal{K}_{s,c,i,j} = \sum_{r_1, r_2=1}^{R_1, R_2} G_1[i, j, r_1] \cdot G_2[r_1, c, r_2] \cdot G_3[r_2, s]. \quad (6)$$

In this case, the convolutional layer is represented as:

$$\begin{aligned} Y_{h,w,s} &= \\ &= \sum_{c=1}^C \sum_{i,j=1}^{l,l} \sum_{r_1, r_2=1}^{R_1, R_2} X_{h',w',c} \cdot (G_1[i, j, r_1] \cdot G_2[r_1, c, r_2] \cdot G_3[r_2, s]). \end{aligned} \quad (7)$$

After rearranging the multipliers TTConv can be represented as the 3 convolutional layers, where the second convolution is a group convolution with shared kernel weights (figure 2):

- $1 \times 1$  convolution from  $C$  channels to  $R_1 R_2$  channels;
- $l \times l$  group convolution with groups= $R_2$  from  $R_1 R_2$  channels to  $R_2$ , where the convolutional kernel weight is the same for all groups;
- $1 \times 1$  convolution from  $R_2$  channels to  $S$  channels.

This decomposition of the convolutional weight is applicable only if  $l > 1$  and in the case of  $1 \times 1$  convolution we use the low-rank decomposition as for the matrices:

$$Y_{h,w,s} = \sum_{c=1}^C \sum_{r=1}^R X_{h,w,c} \cdot G_1[c, r] \cdot G_2[r, s]. \quad (8)$$

As it was mentioned before, the Cube Unit performs the multiplication with  $16 \times 16$  matrices and divisibility of the ranks by 16 is preferable, so we use  $R_2 = 16$  and  $R_1 = \frac{C}{4 \cdot R_2}$  for  $l \times l$  convolutions and  $R = 16$  for  $1 \times 1$  convolutions. We apply the tensor decompositions to all convolutional layers, with the number of channels  $\geq 128$ .



Our implementation of Tensor-Train Convolution has the following computational complexity:

$$\mathcal{C} = O\left(HW \cdot (CR_1R_2 + R_1R_2l^2 + R_2S)\right) \quad (9)$$

And the memory complexity is:

$$\mathcal{C} = O\left(CR_1R_2 + R_1l^2 + R_2S\right) \quad (10)$$

where  $H$  and  $W$  - height and width of data;  $C_{in}$  - number of input channels;  $S$  - number of output channels;  $l$  - size of convolutional kernel;  $R_1$  and  $R_2$  - Tensor-Train ranks.

Proposed implementation has the following advantages:

- It uses only the standard group and the pointwise convolutional operations supported and highly optimized by all modern Deep Learning frameworks and the hardware.
- It can be easily incorporated into the modern convolutional architectures like the ResNet.
- It can be further optimized using the lower-level capabilities of the AI acceleration API.

## 4.2 Tensor Yard One-Shot Training Procedure

To address the problem of the automatic selection of the layers decomposition order we propose the one-shot training algorithm. We call it the "Tensor Yard" by an analogy with a train classification yard, which is used to separate and reorder the train cars (figure 3). This algorithm is inspired by the differentiable Neural Architecture Search (NAS) algorithms [16, 1]. This family of the NAS algorithms find architectures by the joint optimization of the overparameterized network parameters and trainable coefficients, assigned to different paths in the architecture. The Tensor Yard training algorithm is started from replacing of all usual convolutions to the  $\alpha$ -weighted sums of usual convolution and Tensor-Train decomposition of the convolution, the TTConv, weight  $\alpha$  is trainable parameter and  $\alpha \in [0..1]$ :

$$op(x, \alpha) \leftarrow \alpha_i \cdot Conv(x) + (1 - \alpha_i) \cdot TTConv(x) \quad (11)$$




Figure 3: Train classification yard is an analogy for our one-shot algorithm [17].

Consider the case when  $\alpha$  corresponds to the usual convolution in the weighted sum. Thus, each layer has trainable weight  $\alpha$  which indicates the importance of the usual convolution layer. If  $\alpha$  is close to zero, then using the TTConv is more suitable. In the training process we sort the layers by coefficient  $\alpha$  and find the lowest  $\alpha$ . It means that in this iteration, switching usual convolution to the TTConv is more appropriate. Pseudo-code of our algorithm is given in Algorithm 1. Generally, our approach is not limited to the Tensor-Train decomposition only, but we leave the use of other decomposition methods for the future work.

Proposed approach releases the researcher from the routine job of selection of the decomposition order and solves this problem automatically.

## 5 Experiments

For all of our experiments we use the PyTorch framework and the Automatic Mixed Precision (O2) training and 5 epochs of the warmup [4]. Initial learning rate is equal to  $0.1 * BatchSize/256$ . As architectures we use the classical ResNets [7]. During the Tensor Yard learning rate does not change, after that we use:

- cosine learning rate schedule for the CIFAR datasets;

---

**Algorithm 1** Tensor Yard algorithm

---

```
1: procedure TENSORYARD
2:    $L \leftarrow$  Number of layers to decompose
3:    $M \leftarrow$  Number of epochs in iteration
4:    $K \leftarrow$  Number of iterations
5:   for  $i \leftarrow 1$  to  $L$  do
6:      $\alpha_i \leftarrow 0.5$ 
7:      $op_i(x, \alpha_i) \leftarrow \alpha_i \cdot Conv_i(x) + (1 - \alpha_i) \cdot$   

        $TTConv_i(x)$ 
8:     for  $j \leftarrow 1$  to  $K$  do
9:       Train model for  $M$  epochs
10:       $l \leftarrow \underset{i}{\operatorname{argmin}}(\alpha_i)$ 
11:      if  $\alpha_l < 0.5$  then
12:         $op_l(x, \alpha_l) \leftarrow TTConv_l(x)$ 
13:      for each remaining  $op_i(x, \alpha_i)$  do
14:         $op_i(x, \alpha_i) \leftarrow Conv_i(x)$ 
```

---

- step schedule (reducing learning rate 10 times after each 30 epochs) for the ImageNet dataset.

After the Tensor Yard our compressed models are trained for 90 epochs.

## 5.1 Ablation Study

To study an impact of the parameter  $M$  (the number of epoch per iteration of the Tensor Yard algorithm) we train ResNet-18, 34 and 50 models on CIFAR-10 and CIFAR-100 datasets with  $M \in [1, 2, 4, 6, 8, 10]$ . The results are shown in figures 4 and 5 for CIFAR-10 and CIFAR-100 correspondingly. It can be seen that good accuracy/acceleration trade-off can be achieved on the small values of  $M$ : 1 to 6 epochs per iteration are typically enough for the training. Moreover, for the high values of  $M$  the algorithm tends to select non-decomposed layers, thus, not reach the highest possible acceleration. The latency of all resulting architectures are measured on the Ascend 310 NPU with the batch size 32 and reduced to a single image (i.e. end-to-end time of batch processing is divided by the size of batch).

## 5.2 Results on ImageNet

The results of the experiments on the ImageNet dataset are shown in the table 1. We compare our approach with other methods including the Soft Filter Pruning (SFP) [8] and the VBMF with the Tucker decomposition [14]. Existing approaches accelerate ResNet-18 and 34 well, but the accuracy drop is much higher (up to 2.36 and 4.14) while our method reduces the accuracy by less than 0.5. For ResNet-50 our method has better both the speed and the accuracy. For ResNet-101 our approach is slightly worse, but still comparable with the VBMF. Thus, our method provides better accuracy/latency trade-off than the other approaches making it valuable for the real applications and it was the main goal of our research. The latency of all resulting architectures are measured on the Ascend 310 NPU with batch size 8, 16 and 32 and reduced to a single image.

## 6 Conclusions

In this paper we present our implementation of the Tensor-Train decomposition for the convolutional layers. This implementation is friendly to the NPU design and can bring the acceleration on real hardware. Proposed simple scheme of the decomposition can be easily incorporated to existing architectures as the replacement of the conventional convolutional layers. The other contribution is the one-shot training algorithm inspired by the differentiable NAS approaches. This algorithm addresses the problem of the optimal order of the CNN layers decomposition and provides an automatic solution of this problem and saves the researcher's time and efforts.

Our experience shows that the application of the tensor decompositions (and, specifically, the Tensor-Train) for acceleration of Neural Networks on real hardware is a complicated task and requires the theoretical analysis of the decomposition algorithm, but also constraints of the target device should be taken into account.

As a direction for the future work and improvement of our approach we consider an automation of the optimal hardware-friendly rank selection (currently we heuristically predefine all ranks of the decomposition) and integration with other acceleration approaches like pruning.

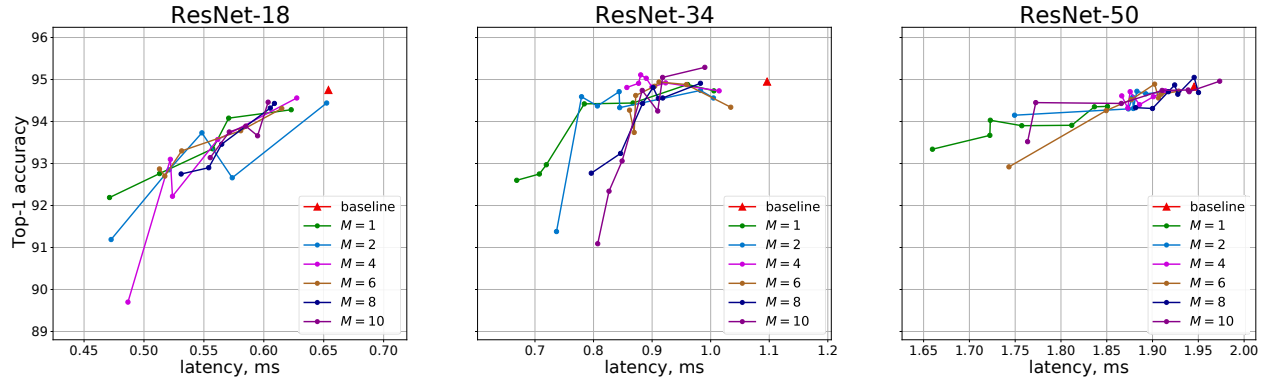


Figure 4: Impact of parameter  $M$  to training result on CIFAR-10 dataset

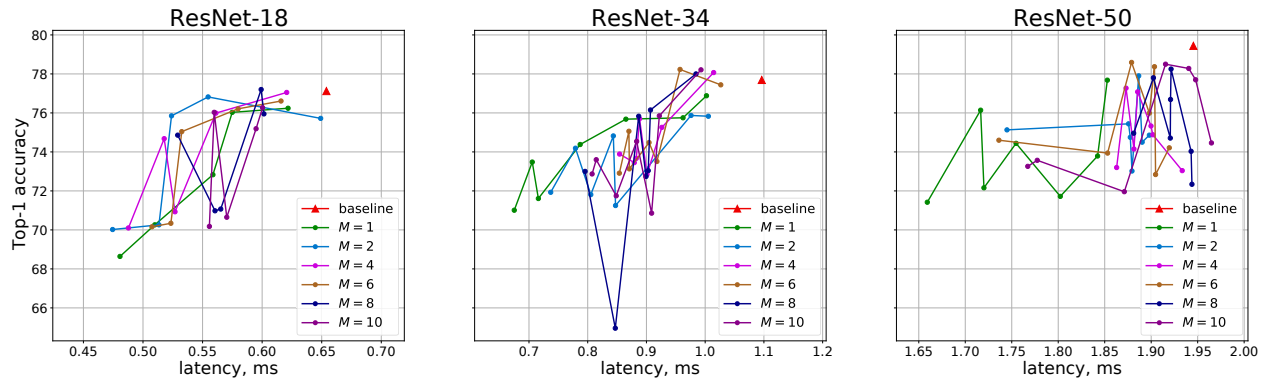


Figure 5: Impact of parameter  $M$  to training result on CIFAR-100 dataset



## References

- [1] Xin Chen, Lingxi Xie, Jun Wu, and Qi Tian. Progressive differentiable architecture search: Bridging the depth gap between search and evaluation. In *Proceedings of the IEEE International Conference on Computer Vision*, pages 1294–1303, 2019. 6
- [2] Timur Garipov, Dmitry Podoprikin, Alexander Novikov, and Dmitry Vetrov. Ultimate tensorization: compressing convolutional and fc layers alike. *arXiv preprint arXiv:1611.03214*, 2016. 1, 2
- [3] Google. Edge TPU, 2019. 3
- [4] Priya Goyal, Piotr Dollár, Ross B. Girshick, Pieter Noordhuis, Lukasz Wesolowski, Aapo Kyröla, Andrew Tulloch, Yangqing Jia, and Kaiming He. Accurate, large minibatch SGD: training imagenet in 1 hour. *CoRR*, abs/1706.02677, 2017. 6
- [5] Julia Gusk, Maksym Kholiavchenko, Evgeny Ponomarev, Larisa Markeeva, Ivan Oseledets, and Andrzej Cichocki. Musco: Multi-stage compression of neural networks, 2019. 4
- [6] Cole Hawkins and Zheng Zhang. Bayesian tensorized neural networks with automatic rank selection. *CoRR*, abs/1905.10478, 2019. 1
- [7] Kaiming He, Xiangyu Zhang, Shaoqing Ren, and Jian Sun. Deep residual learning for image recognition. *CoRR*, abs/1512.03385, 2015. 6
- [8] Yang He, Guoliang Kang, Xuanyi Dong, Yanwei Fu, and Yi Yang. Soft filter pruning for accelerating deep convolutional neural networks, 2018. 7
- [9] Huawei. Da Vinci Architecture, 2020. 3, 4
- [10] Huawei. Ascend 310 AI Processor, 2021. 3
- [11] Intel. Intel Movidius Myriad™ X Vision Processing Unit, 2021. 3
- [12] Sergey Ioffe and Christian Szegedy. Batch normalization: Accelerating deep network training by reducing internal covariate shift. In *Proceedings of the 32nd International Conference on Machine Learning (ICML)*, 2015. 3
- [13] Norman P. Jouppi, Cliff Young, Nishant Patil, and David Patterson. A domain-specific architecture for deep neural networks. *Commun. ACM*, 61(9):50–59, Aug. 2018. 3
- [14] Yong-Deok Kim, Eunhyeok Park, Sungjoo Yoo, Taelim Choi, Lu Yang, and Dongjun Shin. Compression of deep convolutional neural networks for fast and low power mobile applications, 2016. 2, 3, 4, 7
- [15] Vadim Lebedev, Yaroslav Ganin, Maksim Rakhuba, Ivan Oseledets, and Victor Lempitsky. Speeding-up convolutional neural networks using fine-tuned cp-decomposition. 12 2014. 2, 3
- [16] Hanxiao Liu, Karen Simonyan, and Yiming Yang. DARTS: Differentiable architecture search. In *ICLR*, 2019. 6
- [17] By MNXANL. Own work, CC BY-SA 4.0, <https://commons.wikimedia.org/w/index.php?curid=1000000>, 2018. 6
- [18] Alexander Novikov, Dmitrii Podoprikin, Anton Osokin, and Dmitry P Vetrov. Tensorizing neural networks. In C. Cortes, N. Lawrence, D. Lee, M. Sugiyama, and R. Garnett, editors, *Advances in Neural Information Processing Systems*, volume 28. Curran Associates, Inc., 2015. 1, 2
- [19] Nvidia. Embedded Systems for Next-Generation Autonomous Machines, 2021. 3
- [20] Ivan V Oseledets. Tensor-train decomposition. *SIAM Journal on Scientific Computing*, 33(5):2295–2317, 2011. 1, 2
- [21] Wenqi Wang, Yifan Sun, Brian Eriksson, Wenlin Wang, and Vaneet Aggarwal. Wide compression: Tensor ring nets. *CoRR*, abs/1802.09052, 2018. 2, 3

Model	Latency (ms)						#Param.	GFLOPs	Top-1 Acc. (%)
	Batch 8		Batch 16		Batch 32				
	time	$\Delta$ (%)	time	$\Delta$ (%)	time	$\Delta$ (%)			
ResNet-18	0.655	-	0.629	-	0.654	-	11M	1.8	69.76
ResNet-18-SFP-0.7	0.589	5.45	0.545	13.3	0.54	17.4	8.4M	1.32	67.10
ResNet-18-VBMF	0.555	15.19	0.521	17.13	<b>0.504</b>	<b>22.88</b>	3.9M	1.2	65.628
ResNet-18-TY (ours)	0.623	4.89	0.585	7	0.592	9.48	7M	1.59	<b>69.29</b>
ResNet-34	1.071	-	1.035	-	1.096	-	21.8M	3.6	73.3
ResNet-34-SFP-0.7	0.921	14	0.854	17.48	0.862	21.3	15.5M	2.6	71.83
ResNet-34-VBMF	0.886	17.26	<b>0.819</b>	<b>20.82</b>	0.81	26.02	7.6M	2.3	70.94
ResNet-34-TY (ours)	0.916	14.47	0.873	15.65	0.910	16.97	17.3M	2.5	<b>73.15</b>
ResNet-50	1.7	-	1.695	-	1.945	-	25.5M	4.08	76.15
ResNet-50-SFP-0.7	1.56	8.24	1.61	5.01	1.75	10.02	16.9M	2.6	74.61
ResNet-50-VBMF	1.555	8.5	1.527	9.89	1.743	10.39	17.78M	3.4	75.13
ResNet-50-TY (ours)	1.5	11.76	<b>1.492</b>	<b>11.98</b>	1.724	11.36	16.9M	3.2	<b>75.18</b>
ResNet-101	2.676	-	2.607	-	2.917	-	44.5M	7.8	78
ResNet-101-SFP-0.7	2.30	14.05	2.35	9.86	2.591	11.18	28.2M	4.8	77.51
ResNet-101-VBMF	2.284	14.66	<b>2.163</b>	<b>17.03</b>	2.382	18.33	29.12M	<b>5.5</b>	<b>77.734</b>
ResNet-101-TY (ours)	2.342	12.48	2.224	14.69	2.497	14.39	30.9M	6.13	77.53

Table 1: Experiments on ImageNet dataset. ”TY” denotes TensorYard (our approach)