

Deep Graph Memory Networks for Forgetting-Robust Knowledge Tracing

Ghodai Abdelrahman, Qing Wang

Abstract—Tracing a student’s knowledge is vital for tailoring the learning experience. Recent knowledge tracing methods tend to respond to these challenges by modelling knowledge state dynamics across learning concepts. However, they still suffer from several inherent challenges including: modelling forgetting behaviours and identifying relationships among latent concepts. To address these challenges, in this paper, we propose a novel knowledge tracing model, namely *Deep Graph Memory Network* (DGMN). In this model, we incorporate a forget gating mechanism into an attention memory structure in order to capture forgetting behaviours dynamically during the knowledge tracing process. Particularly, this forget gating mechanism is built upon attention forgetting features over latent concepts considering their mutual dependencies. Further, this model has the capability of learning relationships between latent concepts from a dynamic latent concept graph in light of a student’s evolving knowledge states. A comprehensive experimental evaluation has been conducted using four well-established benchmark datasets. The results show that DGMN consistently outperforms the state-of-the-art KT models over all the datasets. The effectiveness of modelling forgetting behaviours and learning latent concept graphs has also been analyzed in our experiments.

Index Terms—Deep Learning, Graph, Memory Networks, Knowledge Tracing, Forgetting.

1 INTRODUCTION

Knowledge tracing (KT) is a fundamental problem in human learning and has attracted increasing interests in recent years. Conceptually, the KT problem is to predict the probability of correctly answering new questions given a history of question answering sequence [1]. Early work has attempted to address the KT problem using Bayesian approaches [1], [2], [3], [4]. Typically, these approaches used state-space models (e.g., hidden Markov models) to track a knowledge state as a binary random variable (i.e., 0 for not knowing and 1 for knowing) and predict the probability of correctly answering a question. However, one major limitation of these approaches is that they rely on oversimplified assumptions about knowledge states and latent concepts in order to keep the Bayesian inference computationally tractable. To overcome this limitation, deep learning KT approaches have been proposed. For example, Piech et al. [5] introduced a recurrent neural network called *Deep Knowledge Tracing* (DKT) to track knowledge states over a question answering sequence. Several recent attempts [6], [7], [8] further enhanced deep KT models with an external memory structure to represent knowledge states. These deep learning models have shown the state-of-the-art results on well-established KT datasets. Nonetheless, they still suffer from the following inherent challenges:

- (1) Cognitive modelling studies on human’s memory showed a knowledge decline trend over time due to forgetting behaviours, known as the *forget curve theory* [9]. However, it is challenging to model such forgetting behaviours (e.g., when and how forgetting

behaviors occur) into knowledge states and reflect them in a KT model for predicting a student’s learning performance.

- (2) Concept learning is a phenomenal ability of human beings, which involves to extract latent concepts from questions (e.g., learning topics in a math course) and identify their relationships [10]. However, it is not yet clear to which extent latent concepts and their relationships can be explicitly modelled and leveraged for predicting a student’s learning performance in a KT model.

In this work, we aim to tackle these challenges by introducing a novel forgetting-robust KT model, namely *Deep Graph Memory Network* (DGMN). The novelty of this proposed model lies in three aspects: (1) modelling forgetting features over latent concepts in a concept space while considering their mutual relationships; (2) learning a dynamical latent concept graph to reflect the dynamics of a student’s knowledge states over latent concepts and their relationships; (3) incorporating a forget gating mechanism to account for the effect of forgetting features on a student’s learning performance. Below, we briefly describe these three new aspects of our proposed DGMN model.

Recent KT efforts to address forgetting behaviours tend to have limitations. One direction [11] follows a deep learning approach in modelling forgetting and it assumes only one latent concept to exist, which is not a realistic assumption as in many real-world cases where would be multiple concepts (e.g., topics such as addition, subtraction, and multiplication in a math course). Moreover, this assumption renders the calculation of forgetting features to be based on questions themselves as all of them share the same concept resulting in an inaccurate estimation for forgetting as shown in the example depicted in Figure 1. The other direction [12],

• All authors are with Research School of Computer Science, Australian National University, Canberra, ACT, 0200.

[13], [14] follows a Bayesian approach that assumes a prior information on a student knowledge state across concepts and considers forgetting over concepts but in isolation from their mutual relationships (e.g., prerequisites dependencies between topics in a course) as they lack methods for representing these relationships. The deep learning direction has an advantage over the Bayesian one in bypassing the assumption around existence of prior information about student knowledge states; thus, it can operate in cold-start scenarios. To the best of our knowledge, the work presented in this paper is the first deep learning approach that considers a student forgetting behaviour over multiple concepts and accounts for their mutual relationships.

In the real world, however, students tend to forget or remember latent concepts (i.e., essential skills) rather than questions themselves and the relationships across these latent concepts would impact the forgetting effect on each of them. For example, a student might be able to correctly answer a new math question which she has never seen before, after she has mastered the latent concepts (e.g., dot product) behind such a question. Figure 1 illustrates two different forgetting modelling paradigms: *over one latent concept shared across questions* versus *over multiple latent concepts shared across questions*. Let us consider two forgetting features [11]: (i) *Time Lapse* that counts the number of time steps lapsed since a question has been answered last time, and (ii) *Trials* that refers to the total number of times that a student has answered a question. In Figure 1.a, forgetting is modelled over one latent concept shared by all the questions that are identified by their question tags, while in Figure 1.b, forgetting is modelled over multiple concepts that are identified by their concept tags and shared by the questions. We can see that the question q_1 has appeared twice in this sequence. At the time step t_6 , q_1 thus has the forgetting features *Time Lapse*=5 and *Trials*=2 in Figure 1.a and *Time Lapse*=1 and *Trials*=6 in Figure 1.b. Accordingly, forgetting is considered to likely occur on q_1 in Figure 1.a. However, since the concept underlying q_1 is c_2 , which indeed underlies all the questions in this sequence (i.e., q_1 , q_3 , q_5 and q_8), the student has learned c_2 through all these questions and forgetting would unlikely happen at the time step t_6 . Therefore, modelling forgetting features over multiple concepts can improve the tracing ability on a student’s knowledge states, whereas modelling over one concept cannot achieve this outcome.

Nonetheless, when learning forgetting features over a concept space, a difficulty arises: *since only a question answering sequence is available, how can we model forgetting features effectively in terms of latent concepts behind questions rather than questions themselves?* We observe that, the key to tackling this difficulty is to design a KT model that can not only learn latent concepts behind questions via a question answering sequence, but also capture the relationships among latent concepts. More importantly, such a KT model should have the capability of *dynamically* tracing changes on latent concepts and their relationships in light of a student’s performance over time. Previously, several graph-based KT approaches have been suggested [15], [16]. However, these approaches assume that graphs for latent concepts are pre-defined based on the ground truth in training data, thereby failing to capture the dynamics of a student’s knowledge

states in terms of how well they master latent concepts and their connections over time. In this work, our DGMN model overcomes this problem by designing a *deep graph memory structure*, consisting of an attentive key-value memory for dynamically capturing a student’s knowledge states over latent concepts and a latent concept graph for dynamically learning relationships among latent concepts.

Even with modelling forgetting features over a concept space upon a deep graph memory structure, there is still one question to be answered: *how can we effectively use forgetting features to reflect a student’s forgetting behaviour (i.e., decline of memory retention in time) and count for its effect on predicting answers?* This poses a need to find a good way of combining forgetting features with knowledge state features (i.e., skill mastery information). To address this, our DGMN model incorporates a forget gating mechanism that can learn an optimal combination of these two groups of features during training, thus enabling an integrated analysis of their joint effects on predicating answers. Furthermore, non-linearity introduced by such a forget gating mechanism can enhance the learning capacity of representing informative features in knowledge tracing for predicting a student’s learning performance.

In summary, the main contributions of this work are as follows:

- We propose a novel KT model, namely DGMN, which is augmented with a deep graph memory structure to dynamically trace both a student’s knowledge states over latent concepts in an attentive key-value memory and the relationships among latent concepts in a latent concept graph.
- We design the modelling of forgetting features over a latent concept space considering their mutual relationships and devise a forget gating mechanism to combine forgetting features with knowledge state features in our proposed DGMN model for predicting a student’s learning performance.
- We propose to capture embedding representations of latent concepts and their relationships in a dynamic latent concept graph and leverage its useful information to rank questions for improving model optimization.
- We have extensively evaluated the performance of our proposed DGMN model by comparing it against the state-of-the-art deep learning and graph KT models on four well-established KT datasets.

The reminder of this paper is organized as follows. Section 2 defines the research problem. Section 3 describes our proposed KT method. Section 4 presents the experimental design. Section 5 discusses the experimental results and findings. Section 6 reviews the related work and Section 7 concludes the paper.

2 PROBLEM DEFINITION

Let Q be a set of questions and $\mathbf{x}_t = (\{q_1, y_1\}, \{q_2, y_2\}, \dots, \{q_{t-1}, y_{t-1}\})$ be a *question answering sequence*, where $q_i \in Q$ and $y_i \in \{0, 1\}$ is an answer of q_i with 0 representing an incorrect answer and 1 representing a correct answer. A question answering sequence contains the history of a

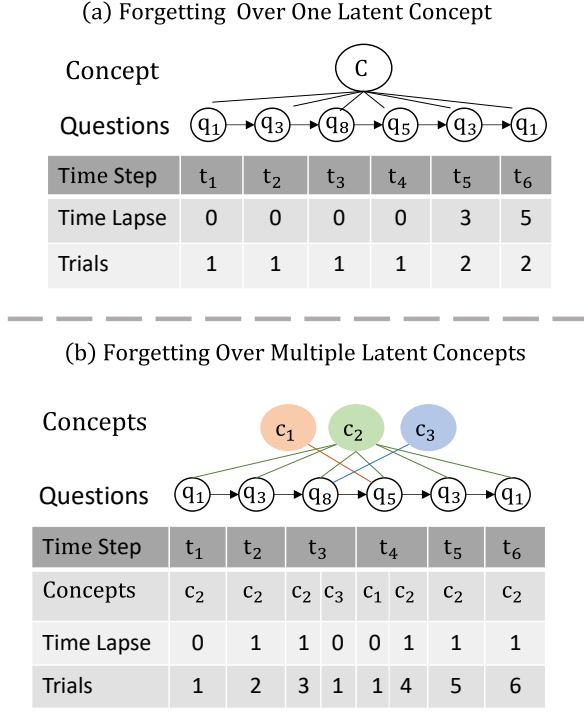


Fig. 1: An example for illustrating the difference between modelling forgetting over one latent concept and over multiple latent concepts, where *Time Lapse* and *Trials* are two forgetting features used for modelling forgetting.

student's question answering interactions. We formulate the KT problem as a sequence learning problem [6].

Definition 1. Given a question answering sequence \mathbf{x}_t and an input question $q_t \in Q$, the *knowledge tracing (KT) problem* is to predict the probability that q_t is answered correctly.

In the KT problem, the questions in Q correspond to a number of *latent concepts* $C = \{c_1, c_2, \dots, c_n\}$. One question may relate to one or more latent concepts, and conversely one latent concept may relate to one or more questions. Nonetheless, the relationships among these latent concepts are *unknown* (i.e., not predefined). Thus, one important task in solving the knowledge tracing problem is to learn an effective representation (i.e., embedding) of latent concepts and their relationships, as well as to trace the *knowledge state* of a student on latent concepts, i.e., their mastery levels of latent concepts.

When a student answers questions, the knowledge state of the student is evolving. Each student is thus associated with a sequence of knowledge states (s_1, \dots, s_t) where s_1, \dots, s_t refer to the knowledge states at the time steps 1, \dots , t , respectively. In this work, we tackle the KT problem by developing a machine learning model \mathcal{M}_θ , parameterized by θ . Concretely, given a question answering sequence \mathbf{x}_t and an input question $q_t \in Q$, a KT model \mathcal{M}_θ can trace the knowledge state s_t at each time step t and generate as output the probability p_t of correctly answering the question q_t , i.e., $p_t = p(y_t = 1 | \mathbf{x}_t, s_t, q_t)$.

3 DEEP GRAPH MEMORY NETWORK

In this section, we introduce *Deep Graph Memory Network* (DGMN), which has two modules: *attention memory* (AM) and *latent concept graph* (LCG). Figure 2 shows the model architecture of DGMN.

3.1 Attention Memory

The purpose of this module is to learn embedding representations of the latent concepts in a KT task and to track the dynamics of a student's knowledge states.

3.1.1 Concept Embedding Memory (\mathbf{M}^k)

This memory stores an embedding vector (i.e. a memory slot) for each latent concept. It is represented as a matrix $\mathbf{M}^k \in \mathbb{R}^{N \times d_k}$, where N is the number of latent concepts and d_k is the embedding dimension.

Given a one-hot encoding vector $\delta(q_t) \in \mathbb{R}^{|Q|}$ of question q_t , we multiply it with a learnable embedding matrix $\mathbf{A} \in \mathbb{R}^{|Q| \times d_k}$ to get a question embedding vector $k_t \in \mathbb{R}^{d_k}$. Then, the inner product between k_t and \mathbf{M}^k is supplied to a Softmax layer to obtain a relevance vector $w_t \in \mathbb{R}^N$, as calculated by

$$w_t(i) = \text{Softmax}(k_t^\top \mathbf{M}^k(i)) \quad (1)$$

where $\text{Softmax}(u_i) = e^{u_i} / \sum_j e^{u_j}$ and $\mathbf{M}^k(i)$ is the embedding vector for the i -th latent concept. This relevance vector w_t reflects the relevance between the current question q_t and each latent concept embedding stored in \mathbf{M}^k . Thus, it is then used to read a student's knowledge state from the concept state memory.

3.1.2 Concept State Memory (\mathbf{M}_t^v)

This memory holds the current concept states of a student, represented as a matrix $\mathbf{M}_t^v \in \mathbb{R}^{N \times d_v}$, where N is the number of latent concepts and d_v is the state dimension.

Given a relevance vector w_t , we acquire a vector $r_t \in \mathbb{R}^{d_v}$ from the \mathbf{M}_t^v memory using a weighted sum across memory slots as

$$r_t = \sum_{i=1}^N w_t(i) \mathbf{M}_t^v(i). \quad (2)$$

Here, r_t indicates the concept state information from \mathbf{M}_t^v relevant to the input question, yet it does not include information about the question itself. To resolve this, we linearly combine it with the question embedding vector $k_t \in \mathbb{R}^{d_k}$, and then feed them to a Tanh layer to calculate a concept summary vector $o_t \in \mathbb{R}^N$ as

$$o_t = \text{Tanh}(\mathbf{W}[r_t, k_t] + b), \quad (3)$$

where $\text{Tanh}(u_i) = (e^{u_i} - e^{-u_i}) / (e^{u_i} + e^{-u_i})$, $\mathbf{W} \in \mathbb{R}^{N \times (d_v + d_k)}$ is a weight matrix, and b is a bias vector. The concept summary vector o_t reflects the information regarding the input question q_t and its relevant concept states in \mathbf{M}_t^v .

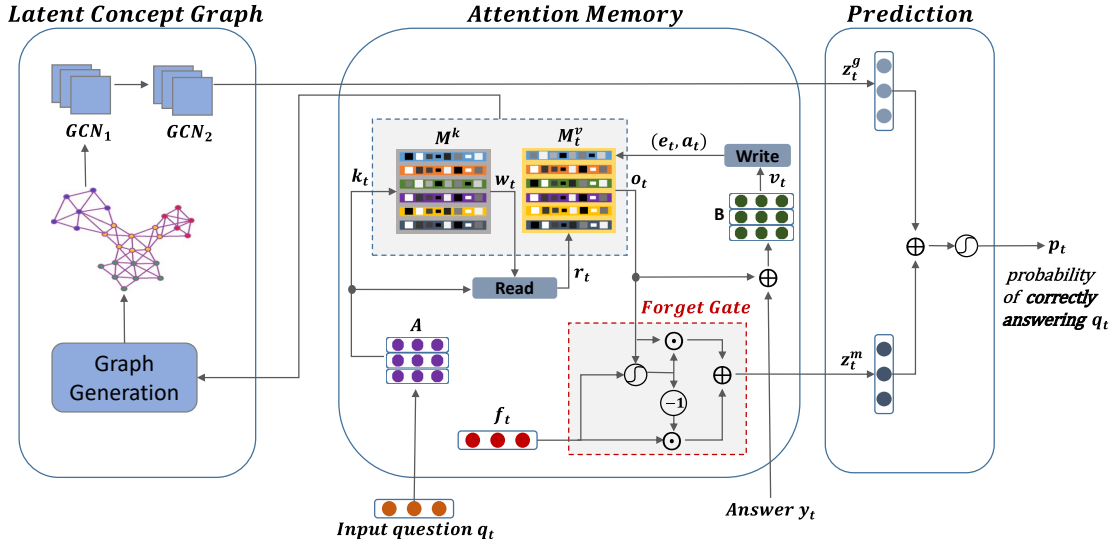


Fig. 2: Model architecture of our proposed DGMN model, where the latent concept graph (LCG) module is on the left side, the attention memory (AM) module is in the middle, and the answer prediction layer is on the right side.

3.1.3 Forget Gating Mechanism.

To model a student's forgetting behaviour, we first need to identify questions that are relevant to an input question q_t in terms of its latent concepts. Let $C(q_t)$ be the set of latent concepts underlying a question q_t , i.e., for each latent concept $c_i \in C(q_t)$, the relevance weight $w_t(i)$ to $M^k(i)$ is greater than a relevancy threshold τ . A question q_j previously occurring in \mathbf{x}_t is relevant to c_i iff $c_i \in C(q_j)$. Thus, at each time step t , we obtain two forgetting features:

- *Time Lapse*: the time lapse $= t - t'$ where t' refers to the most recent time when a question in \mathbf{x}_t relevant to the latent concept c_i was observed.
- *Trials*: the total number of trials for questions in \mathbf{x}_t that are relevant to the latent concept c_i .

Calculating these forgetting features for N latent concepts at time step t gives us a matrix $\mathbf{F}_t \in \mathbb{R}^{N \times 2}$. To get a combined forgetting vector $f_t \in \mathbb{R}^N$, we flatten the matrix \mathbf{F}_t into an input vector $f_{in} \in \mathbb{R}^{2N}$ and send it to a *Tanh* layer as follows:

$$f_t = \text{Tanh}(\mathbf{W} \cdot f_{in} + b). \quad (4)$$

where $\mathbf{W} \in \mathbb{R}^{N \times 2N}$ and b are learnable weight matrix and bias vector respectively.

To measure the importance of f_t to the input question q_t , we perform an element-wise multiplication with the relevance vector $w_t \in \mathbb{R}^N$ to obtain a forget summary vector $fs_t \in \mathbb{R}^N$ as

$$fs_t = w_t \odot f_t \quad (5)$$

Then, we use a forget gating mechanism to combine information from the concept summary vector o_t and the forget summary vector fs_t . The forget gating mechanism works in two steps. First, a gating vector $gw_t \in \mathbb{R}^N$ is generated by applying a Sigmoid function to a linear combination of vectors o_t and fs_t . Then, we calculate a combined memory vector $z_t^m \in \mathbb{R}^N$ based on the gating vector gw_t :

$$\begin{aligned} gw_t &= \text{Sigmoid}(\mathbf{W}_1 \cdot o_t + \mathbf{W}_2 \cdot fs_t); \\ z_t^m &= gw_t \odot o_t + (1 - gw_t) \odot fs_t, \end{aligned} \quad (6)$$

where $\mathbf{W}_1 \in \mathbb{R}^{N \times N}$ and $\mathbf{W}_2 \in \mathbb{R}^{N \times N}$ are learnable weight parameters, and \odot indicates an element-wise multiplication. Later, z_t^m is used along with the information from a latent concept graph (will be introduced in Section 3.2) to predicate the probability of correctly answering q_t .

3.1.4 Memory Update Procedure.

Updating the state memory M_t^v is controlled by two signals: *add signal* a_t and *erase signal* e_t . These signals decide the proportion of information being changed on M_t^v after observing a new question and its answer from the student. a_t decides new information to be written to the memory, while e_t decides old information to be removed from the memory.

Suppose that $(\delta(q_t), y_t)$ is the latest observed question-answer tuple, we embedded it with an embedding matrix $\mathbf{B} \in \mathbb{R}^{2|Q| \times d_v}$ to obtain an embedding vector $v_t^q \in \mathbb{R}^{d_v}$. Then, we concatenate this embedding vector with the summary vector o_t to combine information on the latest question-answer along with the corresponding knowledge state summary. The concatenated update vector $v_t = [v_t^q, o_t] \in \mathbb{R}^{(d_v+N)}$ is used to update the M_t^v memory using erase and add signals [17]. The erase signal $e_t \in \mathbb{R}^{d_v}$ is obtained by the following equation:

$$e_t = \text{Sigmoid}(\mathbf{W}_e \cdot v_t + b_e). \quad (7)$$

where $\mathbf{W}_e \in \mathbb{R}^{d_v \times (d_v+N)}$ is a learnable weight matrix and b_e is a bias vector. Given the erase signal e_t , the concept state memory is updated from M_t^v to \tilde{M}_{t+1}^v as

$$\tilde{M}_{t+1}^v(i) = M_t^v(i)[1 - w_t(i)e_t]. \quad (8)$$

The add signal $a_t \in \mathbb{R}^{d_v}$ is obtained by the following equation:

$$a_t = \text{Tanh}(\mathbf{W}_a \cdot v_t + b_a). \quad (9)$$

where $\mathbf{W}_a \in \mathbb{R}^{d_v \times (d_v + N)}$ is a learnable weight matrix and b_a is a bias vector. Finally, the concept state memory \mathbf{M}_{t+1}^v is calculated as

$$\mathbf{M}_{t+1}^v(i) = \tilde{\mathbf{M}}_{t+1}^v(i) + w_t(i)a_t. \quad (10)$$

3.2 Latent Concept Graph

Although the attention memory module captures temporal dynamics of a student's knowledge state, it cannot represent relationships between latent concepts. For example, observing a knowledge growth for a given latent concept would impact the prediction of answers to related latent concepts. Thus, we learn a graph representation to capture such relationships.

Given an attention memory $(\mathbf{M}^k, \mathbf{M}^v)$, a *latent concept graph* (LCG) over $(\mathbf{M}^k, \mathbf{M}^v)$ is a weighted graph $G = (V, E, \omega)$ where each vertex in V corresponds to a latent concept in \mathbf{M}^k and each edge in E is weighted based on the similarity of two latent concepts it connects in \mathbf{M}^v . Specifically, we define $\omega : \mathbf{M}_t^v \times \mathbf{M}_t^v \rightarrow [0, 1]$ such that $\omega(\mathbf{M}_t^v(i), \mathbf{M}_t^v(j)) \geq \mu$, i.e., the similarity value for the edge between two latent concepts c_i and c_j is no less than μ , where $\mathbf{M}_t^v(i)$ and $\mathbf{M}_t^v(j)$ are the concept state vectors for c_i and c_j , respectively, and $\mu \in [0, 1]$ is a similarity threshold.

To extract useful information from a latent concept graph, we employ graph convolutional networks (GCNs) [18], [19]. This is achieved by applying convolution over the neighbours of each vertex in the graph. The input of a GCN layer includes 1) the latent concept embedding memory $\mathbf{M}^k \in \mathbb{R}^{N \times d_k}$ in our case, and 2) the graph adjacency matrix with self-loops $\hat{\mathbf{A}} = \mathbf{A} + \mathbf{I}$ and $\hat{\mathbf{A}} \in \mathbb{R}^{N \times N}$, where \mathbf{I} is the identity matrix, and 3) the diagonal degree matrix $\hat{\mathbf{D}} \in \mathbb{R}^{N \times N}$ containing the degree information for each vertex in $\hat{\mathbf{A}}$. The propagation rule of a GCN layer is calculated through a convolution process [19]:

$$\mathbf{H}^{i+1} = \text{ReLU}(\hat{\mathbf{D}}^{-\frac{1}{2}} \hat{\mathbf{A}} \hat{\mathbf{D}}^{-\frac{1}{2}} \mathbf{H}^i \mathbf{W}^i) \quad (11)$$

where $\text{ReLU}(u) = \max(0, u)$ is a non-linear activation function, \mathbf{W}^i is a learnable weight matrix. $\mathbf{H}^i \in \mathbb{R}^{N \times d_k}$ is an input feature matrix which is the output of the previous GCN layer, and $\mathbf{H}^0 = \mathbf{M}^k$ for the first GCN layer.

Finally, we calculate the *graph summary vector* $z_t^g \in \mathbb{R}^N$, which attends the GCN output to the current question q_t using the relevance vector w_t

$$z_t^g = \text{Tanh}(\mathbf{W}(\sum_{i=1}^N w_t(i)\mathbf{H}(i))^\top + b), \quad (12)$$

where $\mathbf{W} \in \mathbb{R}^{N \times d_k}$ is a learnable weight matrix, \mathbf{H} is the output matrix of the final GCN layer in our model, and b is a bias vector.

3.3 Answer Prediction

To predict the probability of correctly answering an input question q_t , we concatenate the combined memory vector z_t^m from the AM module with the graph summary vector z_t^g from the LCG module and feed them to a fully connected layer with Sigmoid activation. Then, we multiply the output

logits vector with the one-hot encoding vector $\delta(q_t)$ of question q_t as

$$p_t = \text{Sigmoid}(\mathbf{W}[z_t^m, z_t^g] + b) \cdot \delta(q_t). \quad (13)$$

where $\mathbf{W} \in \mathbb{R}^{|Q| \times 2N}$ is a learnable weight matrix, b is a bias vector, and p_t is a scalar predicting the correct answer probability for q_t .

3.4 Model Optimization

Different questions may have different impacts on a student's knowledge state. We observe that the impact of a question largely depends on its latent concepts and the importance of these concepts in mastering a learning subject. Consider the dataset *Statics2011* for example, which was collected from an undergraduate mechanical engineering course (will be further discussed in Section 4.1). As "Forces" is a fundamental concept in the course, correctly answering questions about this concept can significantly help improve the performance on the other concepts.

Following this observation, we exploit a question ranking technique during model training. Given a training mini-batch $\hat{D}^{train} = \{(q_j, y_j)\}_{j=1}^m$, the ranks for questions in \hat{D}^{train} are calculated as follows:

$$\gamma(q_j) = \sum_{i=1}^N w_j(i) \mathbf{D}(i, i) \quad (14)$$

where w_j is the relevance vector of q_j from the attention memory module, $\mathbf{D}(i, i)$ refers to the degree value of the i -th latent concept c_i from the latent concept graph, and N refers to the total number of latent concepts in the KT task.

Let $\Gamma = \{\gamma(q_j) | q_j \in \hat{D}^{train}\}$ be the set of question ranks for \hat{D}^{train} . Then, we apply min-max normalization to ensure that the ranks in Γ are normalised s.t. each question q_j is associated with a normalised rank $\bar{\gamma}(q_j) \in [0, 1]$. Then, given a training mini-batch \hat{D}^{train} , our model aims to minimize the following objective function:

$$L = \frac{1}{|\hat{D}^{train}|} \sum_{i=1}^{|\hat{D}^{train}|} \bar{\gamma}(q_i) \cdot l_i. \quad (15)$$

where $l_i = -(y_i \log(p_i) + (1 - y_i) \log(1 - p_i))$ is the cross-entropy loss for predicting the answer y_i of question q_i .

The training process of our proposed DGMN model is described in Algorithm 1.

4 EXPERIMENTS

In this section, we present the experimental design for evaluating our proposed DGMN model, aiming to answer the following research questions:

- RQ1: How does our proposed DGMN model perform against the state-of-the-art KT models?
- RQ2: How different components (i.e., forget gating mechanism, latent concept graph and question ranking) in the proposed DGMN model affect on its performance?
- RQ3: How effectively can a learned latent concept graph reflect latent concepts and their relationships?
- RQ4: How does modelling forgetting over multiple concepts in our model compare to other deep learning models assuming only a single concept?

Algorithm 1 Training DGMN

```

1: Initialize:
   Weights, bias parameters and embedding
   matrices
Begin:
2: for epoch  $\in 1, \dots, n$  do
3:   for mini-batch  $\in 1, \dots, m$  do
4:     for all sample  $\in$  mini-batch do
5:       Embed an input question  $q_t$ 
6:       Get relevance vector  $w_t$  as per Eq. 1
7:       Get read vector  $r_t$  as per Eq. 2
8:       Get concept summary vector  $o_t$  as per Eq. 3
9:       Get forgetting summary vector  $f_{s_t}$  as per
      Eg. 5
10:      Get combined memory vector  $z_t^m$  as per Eq. 6
11:      Get graph summary vector  $z_t^g$  as per Eq. 12
12:      Compute the probability  $p_t$  as per Eq. 13
13:      Perform update on attention memory using
      Eq. 10
14:    end for
15:    Get question ranking in the mini-batch using
      Eq. 14
16:    Perform Adam [20] w.r.t. Eq. 15
17:    Update the LCG graph
18:  end for
19: end for

```

4.1 Datasets

In this section, we describe the datasets used in our experiments. Table 1 summarizes some statistics for each dataset.

- **ASSISTments2009**¹: This dataset includes questions from school math topics. It was generated using the ASSISTments online education website² between years 2009 – 2010. It has 110 unique questions and 4,151 of participating students with a total of 325,637 exercises (i.e., question and answer pairs). There are 110 of latent concepts (i.e., mathematical concepts) in this dataset.
- **Statics2011**³: This dataset contains questions gathered from an engineering course conducted by the Carnegie Mellon University during 2011 academic year. It has a total number of 333 participating students answering a unique set of 1,223 questions. The total exercise set has 189,297 exercises. There are 85 of latent concepts in this dataset.
- **Synthetic-5**⁴: This dataset was generated by the authors of DKT [5], where they simulated a learning experience for 4,000 student agents answering 50 unique questions. This has led to generating a total of 200K exercises. There are 5 latent concepts in this dataset.

1. ASSISTments2009: <https://sites.google.com/site/assistmentsdata/home/assistent-2009-2010-data/skill-builder-data-2009-2010>

2. <https://www.assistments.org/>

3. Statics2011: <https://pslcdatashop.web.cmu.edu/DatasetInfo?datasetId=507>

4. Synthetic-5: <https://github.com/chrispiech/DeepKnowledgeTracing/tree/master/data/synthetic>

TABLE 1: Statistics of datasets

Dataset	#Students	#Questions	#Exercises	#Concepts
ASSISTments2009	4,151	110	325,637	110
Statics2011	333	1,362	190,923	85
Synthetic-5	4,000	50	200,000	5
Kddcup2010	575	436	607,026	112

- **Kddcup2010**⁵: This dataset is based on an algebra course conducted on the cognitive algebra tutor system [21] between 2005 – 2006. It consists of 436 unique questions being answered by 575 students, which gives an exercise set of size 607,026. There are 112 latent concepts in this dataset.

4.2 Experimental Setup

To answer the previously mentioned research questions, our experimental design involves four experiments as follows.

4.2.1 Comparison with State-of-the-art KT Models.

This experiment answers the research question RQ1. This is done by comparing the performance of our DGMN model with the state-of-the-art KT models on four well-established datasets in the KT literature. The KT models for comparison include:

- **DKT+forget** [11]: This model extends the DKT model [5] by adding forgetting features calculated from a question answering sequence.
- **DKVMN** [6]: This model uses a key-value memory to track the knowledge state of a student across latent concepts.
- **GKT** [16]: This model uses a graph neural network to extract information that captures dependencies across questions.
- **SAKT** [22]: This model follows an attention mechanism [23] to weight the importance of previously answered questions in a sequence for predicting the latest one.
- **AKT** [8]: This model combines an attention model with Rasch model-based embeddings, which exponentially decays attention weights w.r.t. the distance of questions in a sequence in order to account for student’s forgetting effect.

We use the best parameter configurations as suggested in the original work for these models. For all the models including our DGMN model, we execute five independent runs and report the averaged results. We also perform the statistical significance *t-test* on the results with *p-value* = 0.05.

4.2.2 Ablation Study of DGMN

To answer the research question RQ2, we conduct an ablation study. We compare different variants of our DGMN model to evaluate the impact of the LCG graph module, forget gating mechanism, and question ranking technique on the performance of DGMN. These variants are as follows:

5. Kddcup2010: <https://pslcdatashop.web.cmu.edu/KDDCup/downloads.jsp>

TABLE 2: The average AUC results for comparing DGMN with the state-of-the-art KT models over all the datasets.

Model	Forget	Graph	Rank	Knowledge State	Dataset			
					ASSISTments2009	Statics2011	Synthetic-5	Kddcup2010
GKT [16]	×	✓	×	GNN	72.3 ± 0.02	73.4 ± 0.03	74.2 ± 0.01	76.9 ± 0.01
DKT+forget [11]	over one latent concept	×	×	RNN	73.2 ± 0.02	74.5 ± 0.01	75.1 ± 0.03	79.0 ± 0.01
DKVMN [6]	×	×	×	Key-value memory	81.6 ± 0.03	82.8 ± 0.02	82.7 ± 0.01	79.8 ± 0.02
SAKT [22]	×	×	×	Attention mechanism	83.7 ± 0.02	84.2 ± 0.01	81.9 ± 0.03	80.4 ± 0.02
AKT [8]	✓	×	×	Attention mechanism	84.1 ± 0.03	85.0 ± 0.02	83.6 ± 0.03	81.5 ± 0.02
DGMN (ours)	over multiple latent concepts	✓	✓	Key-value memory	86.1 ± 0.01	86.4 ± 0.02	85.9 ± 0.03	83.4 ± 0.01

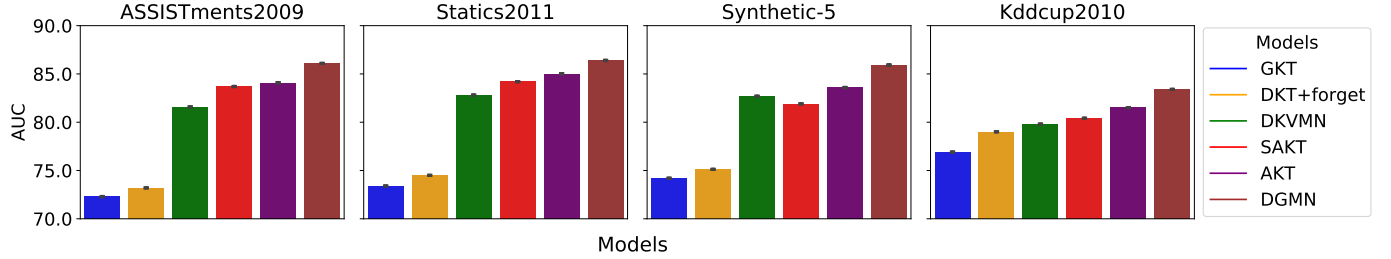


Fig. 3: The average AUC values comparing DGMN with the state-of-the-art KT models over all the datasets (best in colors).

- **DGMN-Basic:** This variant only includes a basic KV memory without using the LCG graph module, forget gating mechanism, and question ranking technique.
- **DGMN-NoForget:** This variant is obtained by removing the forget gating mechanism and question ranking technique from DGMN. The purpose of this variant is to evaluate the impact of using latent concept dependencies extracted from the LCG graph on the performance of DGMN.
- **DGMN-NoGraph:** This variant is obtained by removing the LCG graph module and question ranking technique from DGMN. Note that, the question ranking technique has to be removed in this variant because it depends on the degree information from the LCG graph. The purpose of this variant is to evaluate the impact of the forget gating mechanism on the performance of DGMN.
- **DGMN-NoRank:** This variant includes all the components of DGMN except for the question ranking technique mentioned in Section 3.4. This variant is to evaluate the impact of question ranking on the performance of DGMN.

4.2.3 Analysis of LCG Graphs.

To answer the research question *RQ3*, we visualize the LCG graphs learned from two datasets – *ASSISTments2009* and *Statics2011*. We label the nodes with their corresponding latent concept numbers, and the edges between nodes reflect relationships. In addition to this, we cluster the nodes that are close to each other in a node embedding space. Different clusters are highlighted using different colors. We analyse how these clusters reflect semantic relatedness between latent concepts.

4.2.4 Analysing of Forget Modelling.

To answer the research question *RQ4*, this experiment aims to discuss the impact of modelling a student’s forgetting behaviours over multiple latent concepts in comparison to doing it assuming only a single latent concept. To achieve this, we compare the probabilities of correctly answering

questions between DGMN and DKT+forget models using a sample question sequence from the *ASSISTments2009* dataset. We visualize their differences using a heatmap (will be depicted in Figure 4).

4.3 Implementation Details

For each dataset, we divide it into training and testing sets using a split ratio of (70%, 30%) for training and testing, respectively. We use a 5-fold cross validation strategy in our experiments. The attention memory matrices (\mathbf{M}^k and \mathbf{M}^v) and embedding matrices (\mathbf{A} and \mathbf{B}) are initialized using a zero-mean random Gaussian distribution $N(0, \sigma)$. For parameters of the neural layers, we use *Glorot* uniform random initialization [24] for a faster convergence. An empirical evaluation on validation data (i.e., 20% of training data) is conducted to determine the hyper-parameters of our model, including: the memory slot dimensions $d_k = 50$ and $d_v = 100$, and the relevancy threshold $\tau = 0.8$ for forgetting features calculation. The similarity function ω is chosen to be *cosine similarity* [25] and the similarity threshold $\mu = 0.25$. We optimize the model’s parameters using *Adam* gradient decent algorithm [20].

5 RESULTS AND DISCUSSION

In this section, we present results of our experiments and discuss the findings from these experiments.

5.1 Prediction Performance

This experiment compares the performance of the DGMN model with the state-of-the-art KT models on four KT datasets. Table 2 reports the average AUC results and Figure 3 depicts average AUC values using bar plots.

We observe that DGMN outperforms all the other models on all the datasets and achieves an AUC improvement over the nearest model (i.e. AKT) by a margin of 2.0%, 1.4%, 2.3%, and 1.9% on the datasets *ASSISTments2009*, *Statics2011*, *Synthetic-5*, and *Kddcup2010*, respectively. These results are statistically significant, i.e., $p\text{-value} < 0.05$, based on the *t-test* conducted in different runs. Notice that, DGMN

and AKT both obtain the lowest AUC values on *Kddcup2010* among all the databases. This is due to the complexity that this dataset adds to the KT benchmarks as it has the largest number of exercises and latent concepts among all the datasets.

The results highlight the performance advantage of DGMN by utilizing graph features from LCGs and forgetting features from attention memory, in comparison to only forgetting features as in DKT-forget, only a key-value memory without any forgetting features as in DKVMN, and only graph features as in GKT.

5.2 Ablation Study

Table 3 summarizes the average AUC results for different variants of the DGMN model. From Table 3, we have the following findings:

- (1) The impact of the LCG graph module can be observed by comparing DGMN-Basic and DGMN-NoForget. A statistically significant (p-value ≤ 0.05) performance enhancement by a margin of 0.9%, 1.0%, 0.9%, and 0.7% is achieved for *ASSISTments2009*, *Statics2011*, *Synthetic-5* and *Kddcup2010*, respectively.
- (2) The impact of the forget gating mechanism can be observed through comparing DGMN-Basic and DGMN-NoGraph. DGMN-NoGraph achieves a statistically significant performance enhancement upon DGMN-Basic by a margin of 3.3%, 2.6%, 1.8%, and 2.4% for *ASSISTments2009*, *Statics2011*, *Synthetic-5* and *Kddcup2010*, respectively.
- (3) The impact of the question ranking technique can be observed by comparing DGMN-NoRank with DGMN. A significant performance margin of 0.4%, 0.5%, 0.8%, and 0.7% exists between these two models for *ASSISTments2009*, *Statics2011*, *Synthetic-5*, and *Kddcup2010*, respectively.

5.3 Analysis of LCG Graphs

In this experiment, we visualize the LCG graphs learned by DGMN from two of the datasets: *ASSISTments2009* and *Statics2011* in Figure 5. We apply the following principles to construct a LCG graph: 1) assigning a unique number for each latent concept; 2) clustering similar latent concepts based on their embeddings in the embedding space of \mathbf{M}^k ; 3) highlighting latent concepts in the same cluster with the same color and edges with the colors of their incident nodes with higher degrees.

We notice that, latent concepts that are close in the embedding space have closely related meanings in these datasets. This reflects the effectiveness of embedding representations for latent concepts in DGMN. In the LCG graph for *ASSISTments2009* in Figure 5.a, there are 10 clusters of latent concepts. In the blue cluster that represents latent concepts for solving system of equations, one can see that concepts with the numbers $\{26, 65, 97\}$ are close to each other and their text descriptions are “Equation solving two or fewer steps”, “Scientific notation”, and “Choose an equation from given information”, respectively. Similarly, in the LCG graph for *Statics2011* in Figure 5.b, there are 7 clusters of

latent concepts. In the purple cluster that represents latent concepts about forces and their mechanical laws, the concepts with the numbers $\{17, 82, 35\}$ are close to each other, and they have the descriptions “recognize concurrent forces”, “rotation of forces”, and “moving force perpendicular to line of action”, respectively.

These LCG graphs also reflect the relationships between latent concepts. In the LCG graph for *ASSISTments2009* in Figure 5.a, the edges $\{(93, 77), (87, 61), (39, 92)\}$ represent relationships between the latent concepts (“rotation”, “3D figures”), (“algebraic solving”, “greatest common factor”), and (“box and whisker”, “range”), respectively. It can be observed that the blue cluster that represents “solving system of equations” is a fundamental one for many other clusters such as “geometric theorems”, “statistics”, or “probability”. Similarly, in the LCG graph for *Statics2011* in Figure 5.b, the edges $\{(6, 42), (12, 11), (27, 46)\}$ reflect relationships between the latent concepts (“distinguish rotation translation”, “rotation sense of force”), (“represent interaction on contacting body”, “draw force on body”), and (“static problem force and moment”, “moment sign sense relation”), respectively. The purple cluster is densely connected to all the other clusters as it contains fundamental latent concepts such as “forces”, while the other clusters represent operations related to it such as “rotations”, “moments”, or “motion”.

5.4 Analysis of Forget Modelling

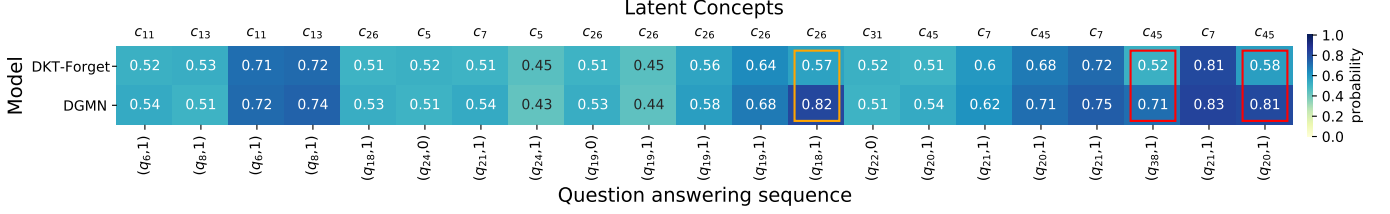
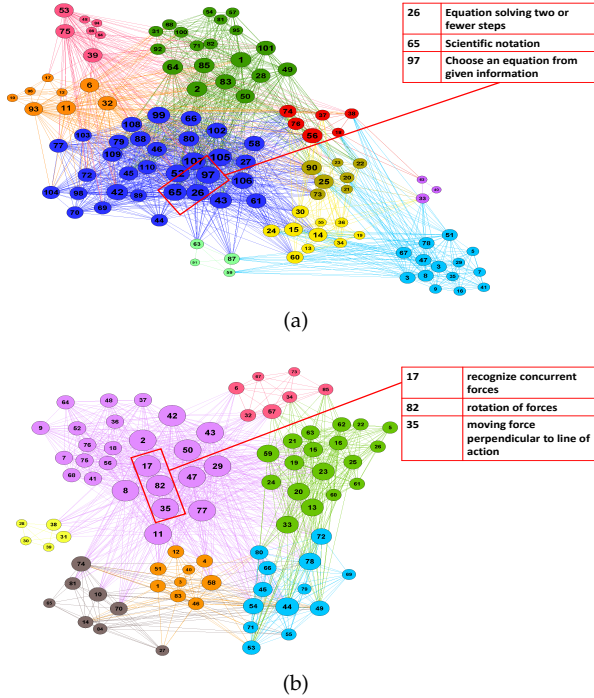
To assess the effectiveness of our forgetting modelling, we examine the probabilities of predicting correct answers by the DGMN and DKT+forget models. Figure 4 shows a heatmap in which the question answering sequence is taken from the dataset *ASSISTments2009*. We spot two cases that highlight the differences in forgetting modelling over multiple latent concepts considering their mutual relationships and over a single latent concept. For clarity, these two cases are marked with the orange and red rectangles in Figure 4, respectively.

- For the first case, DKT+forget produces a lower prediction probability for q_{18} because forgetting features assuming one latent concept are *Time Lapse*=8 and *Trials*=2. In contrast, DGMN produces a higher prediction probability for q_{18} as DGMN is able to detect that q_{19} and q_{18} relate to the same latent concept c_{26} , thereby yielding a lower forgetting chance with *Time Lapse*=1 and *Trials*=6.
- For the second case, DKT+forget predicts lower probabilities for questions q_{38} and q_{20} because for the former question it was the first time to appear in the sequence and the latter question indicates a higher forgetting chance due to *Time Lapse*=4 and *Trials*=3. In contrast, DGMN predicts higher probabilities because given that the questions q_{38} and q_{20} relate to the same concept c_{45} , this yields a lower forgetting chance with *Time Lapse*=2 and *Trials*=4.

These findings support the effectiveness of modelling forgetting features over multiple concepts while considering their relationships captured by the LCG module.

TABLE 3: The Average AUC results for comparing different variants of DGMN over all the datasets.

Model	Component				Dataset			
	Forget	Graph	Rank	KV Memory	ASSISTments2009	Statics2011	Synthetic-5	Kddcup2010
DGMN	✓	✓	✓	✓	86.1 ± 0.01	86.4 ± 0.02	85.9 ± 0.03	83.4 ± 0.01
DGMN-NoForget	×	✓	×	✓	82.8 ± 0.01	83.9 ± 0.03	83.8 ± 0.04	80.7 ± 0.03
DGMN-NoGraph	✓	×	×	✓	85.2 ± 0.02	85.5 ± 0.01	84.7 ± 0.02	82.4 ± 0.01
DGMN-NoRank	✓	✓	×	✓	85.7 ± 0.02	85.9 ± 0.01	85.1 ± 0.02	82.7 ± 0.03
DGMN-Basic	×	×	×	✓	81.9 ± 0.01	82.9 ± 0.03	82.9 ± 0.01	80.0 ± 0.02

Fig. 4: A heatmap comparing the probabilities of correctly answering questions, predicted by the DKT+forget and DGMN models, where the question answering sequence is taken from the *ASSISTments2009* dataset (best in colors).Fig. 5: Learned LCG graphs in two datasets: (a) *ASSISTments2009*; (b) *Statics2011*, where the sizes of nodes are proportional to their degrees and the colors reflect the clusters they belong to (best in colors).

6 RELATED WORK

Generally, there are three main directions of research relating to knowledge tracing: memory-augmented neural networks for capturing knowledge states, graph neural networks for representing relationship features, and modelling of forgetting behaviours. Table 2 summaries the state-of-the-art KT methods in these areas. Below, we review them accordingly.

Memory Augmented Neural Networks. In knowledge tracing, Memory-augmented Neural Networks (MANNs) are usually used to track temporal dynamics in a question answering sequence based on an external memory structure.

This methodology is aligned with what one can find in modern computing architectures that involve processing and memory components. Graves et al. [17] proposed a novel technique to attention the read and write processes on MANNs for long sequences of arbitrary information, which outperformed conventional recurrent neural models without memory. Recently, MANNs have been successfully applied to various domains such as reinforcement learning [20], [26], computer vision [27], [28], and time-series modelling [29], [30].

Graph Neural Networks. Graphs representations can effectively capture the characteristics of individuals (as nodes) and their relationships (as edges) in various kinds of problems. Examples for this include social networks, protein structures, and supply chains. Scarselli et al. [31] proposed a graph neural network model that can distill information from an input graph to perform supervised learning tasks. Kipf and Welling [19] proposed the graph convolutional neural networks (GCNs) model based on the concept of graph convolution. Inspired by convolutional neural networks (CNNs) [32], GCN aggregates information from neighbour nodes into node embedding vectors, which is similar to how CNNs extract information from neighbour pixels in images. GCNs have been successfully applied in various domains such as image processing [33], text mining [34], and molecular modelling [35].

Modelling Forgetting. Cognitive studies on students learning behaviours show that forgetting is a counter aspect to knowledge gaining over-time [36], [37]. According to the *forgetting curve theory* [9], students have a declining memory curve over time that can affect their knowledge proficiency unless re-practice is performed. Thus, a group of KT methods considered forgetting behaviour during the modelling process. Nagatani et al. [11] extended the DKT model [5] by adding sequence-related forgetting features, which showed to enhance the original model’s performance. Huang et al. [14] proposed a probabilistic matrix factorization model that considers practice priors for questions to model forgetting. Our proposed model differs from these methods by modelling forgetting behaviours over a concept

space instead of a question space for achieving more accurate prediction. Wang et al. [38] proposed a method that considers forgetting using localized temporal processes. It decomposes a sequence into local dynamic processes using the *Hawkes* model and biases its predictions accordingly.

Knowledge Tracing Methods. Over the last two decades, a good number of studies have attempted to address different aspects of the KT problem, in order to unlock the potential of relevant applications, such as: intelligent learning systems, curriculum learning, and learning material recommendation. These attempts can be generally categorized into three main categories: 1) Bayesian methods, 2) deep learning methods, and 3) graph-based methods.

Bayesian inference methods [1], [2], [3], [4] use state-space models [39] such as hidden Markov models (HMMs) to trace a student's knowledge state. As they apply Bayesian inference for model's parameters estimation, a simple knowledge state representation is assumed such as a binary random variable (i.e., know or do not know) to make the inference computationally tractable. While these methods are easily interpretable, their oversimplified assumptions limits the ability to track complex knowledge state dynamics.

Deep learning methods overcome this limitation by adopting more powerful representations for knowledge states. Piech et al. [5] introduced the DKT model that uses recurrent neural networks to model dynamics of knowledge states in question answering sequences. While DKT significantly outperformed Bayesian methods, it assumed a single latent concept to exist in any KT task (i.e., represents all concepts holistically). Recent methods [6], [7], [8] used MANNs with attention techniques to facilitate modelling of a knowledge state over multiple latent concepts.

Despite the potential of deep learning KT methods, they usually do not have an explicit representation for relationships among latent concepts involved in the KT task. Graph-based methods [15], [16], [40] have been proposed, which use graph representations for latent concepts and their relationships to predict the probability of correctly answering a question. However, they often assume a predefined graph (i.e., latent concepts and their relationships), which is often difficult to obtain in real-world KT applications. Our proposed DGMN model overcomes this limitation by leveraging the information in its memory structures to dynamically construct a graph representation that captures relationships among latent concepts. Thus, DGMN can better predict the probability of correctly answering a question based on knowledge state dynamics and information from memory and graph representations.

7 CONCLUSION

In this paper we introduced a novel model to tackle the knowledge tracing problem. This proposed model leverages knowledge state dynamics from external memory structures to construct a graph for latent concepts and their relationships, while considering student's forgetting behaviours. Thus, it can better predict student learning performance based on both knowledge temporal dynamics and relationship across latent concepts. We compared our proposed model with the state-of-the-art KT models on four well-established datasets. The results showed that our model

outperforms all other models on all datasets. For the future work, we plan to investigate the potential of latent concept graphs for curriculum learning and recommending exercises to students.

REFERENCES

- [1] A. T. Corbett and J. R. Anderson, "Knowledge tracing: Modeling the acquisition of procedural knowledge," *User modeling and user-adapted interaction*, 1994.
- [2] R. S. J. de Baker, A. T. Corbett, and V. Aleven, "More accurate student modeling through contextual estimation of slip and guess probabilities in bayesian knowledge tracing," in *Intelligent Tutoring Systems, 9th International Conference, ITS, 2008*.
- [3] Z. A. Pardos and N. T. Heffernan, "KT-IDEM: introducing item difficulty to the knowledge tracing model," in *User Modeling, Adaptation and Personalization - 19th International Conference, UMAP, 2011*.
- [4] M. Yudelson, K. R. Koedinger, and G. J. Gordon, "Individualized bayesian knowledge tracing models," in *Artificial Intelligence in Education - 16th International Conference, AIED, 2013*.
- [5] C. Piech, J. Bassen, J. Huang, S. Ganguli, M. Sahami, L. J. Guibas, and J. Sohl-Dickstein, "Deep knowledge tracing," in *Advances in Neural Information Processing Systems NIPS, 2015*.
- [6] J. Zhang, X. Shi, I. King, and D. Yeung, "Dynamic key-value memory networks for knowledge tracing," in *Proceedings of the 26th International Conference on World Wide Web, WWW, 2017*.
- [7] G. Abdelrahman and Q. Wang, "Knowledge tracing with sequential key-value memory networks," in *Proceedings of the 42nd International ACM SIGIR Conference on Research and Development in Information Retrieval, SIGIR, 2019*.
- [8] A. Ghosh, N. Heffernan, and A. S. Lan, "Context-aware attentive knowledge tracing," in *Proceedings of the 26th ACM SIGKDD International Conference on Knowledge Discovery and Data Mining, 2020*.
- [9] H. Ebbinghaus, "Memory: A contribution to experimental psychology," *Annals of neurosciences*, 2013.
- [10] J. D. Novak and A. J. Cañas, "The theory underlying concept maps and how to construct and use them," 2008.
- [11] K. Nagatani, Q. Zhang, M. Sato, Y.-Y. Chen, F. Chen, and T. Ohkuma, "Augmenting knowledge tracing by considering forgetting behavior," in *The World Wide Web Conference WWW, 2019*.
- [12] P. Nedungadi and M. S. Remya, "Incorporating forgetting in the personalized, clustered, bayesian knowledge tracing (pc-bkt) model," in *2015 International Conference on Cognitive Computing and Information Processing (CCIP)*, 2015, pp. 1–5.
- [13] Y. Chen, Q. Liu, Z. Huang, L. Wu, E. Chen, R. Wu, Y. Su, and G. Hu, "Tracking knowledge proficiency of students with educational priors," in *Proceedings of the ACM on Conference on Information and Knowledge Management, CIKM, 2017*.
- [14] Z. Huang, Q. Liu, Y. Chen, L. Wu, K. Xiao, E. Chen, H. Ma, and G. Hu, "Learning or forgetting? a dynamic approach for tracking the knowledge proficiency of students," *ACM Trans. Inf. Syst.*, 2020.
- [15] Y. Yang, J. Shen, Y. Qu, Y. Liu, K. Wang, Y. Zhu, W. Zhang, and Y. Yu, "GIKT: A graph-based interaction model for knowledge tracing," *CoRR*, 2020. [Online]. Available: <https://arxiv.org/abs/2009.05991>
- [16] H. Nakagawa, Y. Iwasawa, and Y. Matsuo, "Graph-based knowledge tracing: Modeling student proficiency using graph neural network," in *2019 IEEE/WIC/ACM International Conference on Web Intelligence, WI, 2019*.
- [17] A. Graves, G. Wayne, and I. Danihelka, "Neural Turing machines," *CoRR*, vol. abs/1410.5401, 2014. [Online]. Available: <http://arxiv.org/abs/1410.5401>
- [18] D. Duvenaud, D. Maclaurin, J. Aguilera-Iparraguirre, R. Gómez-Bombarelli, T. Hirzel, A. Aspuru-Guzik, and R. P. Adams, "Convolutional networks on graphs for learning molecular fingerprints," in *Advances in Neural Information Processing Systems NIPS, 2015*.
- [19] T. N. Kipf and M. Welling, "Semi-supervised classification with graph convolutional networks," in *5th International Conference on Learning Representations, ICLR, 2017*.
- [20] A. Santoro, S. Bartunov, M. Botvinick, D. Wierstra, and T. P. Lillicrap, "Meta-learning with memory-augmented neural networks," in *Proceedings of the 33rd International Conference on Machine Learning, ICLR, 2016*.

- [21] J. Stamper, A. Niculescu-Mizil, S. Ritter, G. Gordon, and K. Koedinger, "Algebra i 2008–2009. challenge data set from kdd cup 2010 educational data mining challenge," *Retrieved April*, vol. 25, 2010.
- [22] S. Pandey and G. Karypis, "A self attentive model for knowledge tracing," in *Proceedings of the 12th International Conference on Educational Data Mining, EDM, Montréal, Canada*. International Educational Data Mining Society (IEDMS), 2019.
- [23] D. Bahdanau, K. Cho, and Y. Bengio, "Neural machine translation by jointly learning to align and translate," in *3rd International Conference on Learning Representations, ICLR*, 2015.
- [24] X. Glorot and Y. Bengio, "Understanding the difficulty of training deep feedforward neural networks," in *In Proceedings of the International Conference on Artificial Intelligence and Statistics (AISTATS). Society for Artificial Intelligence and Statistics*, 2010.
- [25] S. Ontañón, "An overview of distance and similarity functions for structured data," *Artificial Intelligence Review*, 2020.
- [26] A. Pritzel, B. Uria, S. Srinivasan, A. P. Badia, O. Vinyals, D. Hassabis, D. Wierstra, and C. Blundell, "Neural episodic control," in *Proceedings of the 34th International Conference on Machine Learning-Volume 70*, 2017.
- [27] O. Vinyals, C. Blundell, T. Lillicrap, K. Kavukcuoglu, and D. Wierstra, "Matching networks for one shot learning," in *Proceedings of the 30th International Conference on Neural Information Processing Systems*, 2016.
- [28] D. Balderas, P. Ponce, and A. Molina, "Convolutional long short term memory deep neural networks for image sequence prediction," *Expert Syst. Appl.*, 2019.
- [29] J. Struye and S. Latré, "Hierarchical temporal memory and recurrent neural networks for time series prediction: An empirical validation and reduction to multilayer perceptrons," *Neurocomputing*, 2020.
- [30] S. Li, X. Jin, Y. Xuan, X. Zhou, W. Chen, Y. Wang, and X. Yan, "Enhancing the locality and breaking the memory bottleneck of transformer on time series forecasting," in *Advances in Neural Information Processing Systems NIPS*, 2019.
- [31] F. Scarselli, M. Gori, A. C. Tsoi, M. Hagenbuchner, and G. Monfardini, "The graph neural network model," *IEEE Transactions on Neural Networks*, 2009.
- [32] Y. LeCun and Y. Bengio, *Convolutional Networks for Images, Speech, and Time Series*. MIT Press, 1998.
- [33] M. Defferrard, X. Bresson, and P. Vandergheynst, "Convolutional neural networks on graphs with fast localized spectral filtering," in *Advances in neural information processing systems NIPS*, 2016.
- [34] W. L. Hamilton, Z. Ying, and J. Leskovec, "Inductive representation learning on large graphs," in *Advances in Neural Information Processing Systems NIPS*, 2017.
- [35] D. Duvenaud, D. Maclaurin, J. Aguilera-Iparraguirre, R. Gómez-Bombarelli, T. Hirzel, A. Aspuru-Guzik, and R. P. Adams, "Convolutional networks on graphs for learning molecular fingerprints," in *Advances in Neural Information Processing Systems NIPS*, 2015.
- [36] L. Averell and A. Heathcote, "The form of the forgetting curve and the fate of memories," *Journal of Mathematical Psychology*, 2011, special Issue on Hierarchical Bayesian Models.
- [37] X. Wang, J. O. Berger, and D. S. Burdick, "Bayesian analysis of dynamic item response models in educational testing," *The Annals of Applied Statistics*, 2013.
- [38] C. Wang, W. Ma, M. Zhang, C. Lv, F. Wan, H. Lin, T. Tang, Y. Liu, and S. Ma, "Temporal cross-effects in knowledge tracing," in *Proceedings of the 14th ACM International Conference on Web Search and Data Mining*, ser. WSDM '21, 2021, p. 517–525.
- [39] J. D. Hamilton, "Chapter 50 state-space models," ser. *Handbook of Econometrics*. Elsevier, 1994.
- [40] H. Tong, Y. Zhou, and Z. Wang, "HGKT : Introducing problem schema with hierarchical exercise graph for knowledge tracing," *CoRR*, vol. abs/2006.16915, 2020.