

UNDIRECTED DETERMINANT, PERMANENT AND THEIR COMPLEXITY

DIANA DZIEWA-DAWIDCZYK, ADAM J. PRZEŹDZIECKI

August 31, 2021

Abstract. We view the determinant and permanent as functions on directed weighted graphs and introduce their analogues for the undirected graphs. We prove that the task of computing the undirected determinants as well as permanents for planar graphs, whose vertices have degree at most 4, is $\#P$ -complete. In the case of planar graphs whose vertices have degree at most 3, the computation of the undirected determinant remains $\#P$ -complete while the permanent can be reduced to the FKT algorithm, and therefore is polynomial.

The undirected permanent is a Holant problem and its complexity can be deduced from the existing literature. The concept of the undirected determinant is new. Its introduction is motivated by the formal resemblance to the directed determinant, a property that may inspire generalizations of some of the many algorithms which compute the latter.

For a sizable class of planar 3-regular graphs, we are able to compute the undirected determinant in polynomial time.

Mathematics Subject Classification. 05A15, 05C10, 05C70.

Keywords. computational complexity, enumerative combinatorics, planar graphs, determinant, permanent, Pfaffian orientation.

1. INTRODUCTION

The most elegant definition of the *determinant* of an $n \times n$ matrix A is probably the following one

$$(1.1) \quad \det A = (-1)^n \sum_{c \in cc(A)} (-1)^{|c|} w(c)$$

and the corresponding definition of the *permanent*

$$(1.2) \quad \text{perm } A = \sum_{c \in cc(A)} w(c)$$

The matrix A above is viewed as an adjacency matrix of some weighted directed graph on n vertices, denoted by the same letter A . The $cc(A)$ denotes the set of cycle covers of A . A *cycle cover* $c \in cc(A)$ is a subgraph which contains all the vertices of A and every vertex of c has both in-degree and out-degree equal 1. The symbol $|c|$ denotes the number of connected components of c . The symbol $w(c)$ is the weight of c , that is, the product of the weights of all the edges in c .

We see that the definitions above make sense when A is an undirected graph. Thus we define the *undirected determinant* and the *undirected permanent* using the formulas 2.1 and 2.2, respectively, applied to an undirected graph A . In the case of the undirected graph, the cycle covers are also called *2-factors*, thus the undirected permanent counts the weighted 2-factors of a graph and the undirected determinant counts them with the sign depending on the parity of the number of components.

We prove in this paper that the task of computing the undirected determinants as well as permanents for planar graphs, whose vertices have degree at most 4, is $\#P$ -complete, see Theorem 3.1. In the case of planar graphs whose vertices have degree at most 3, the computation of the undirected permanent can be reduced, see Section 4, to the Fisher-Kasteleyn-Temperley (FKT) algorithm [11, 6, 7], and therefore is computable in polynomial time. This result contrasts with the next one, Theorem 5.1, which establishes the $\#P$ -completeness of the undirected determinant of the 3-regular planar graphs. However, for a sizable class of planar 3-regular graphs (actually, we barely peek beyond the bipartite graphs) we are able to compute the undirected determinant in polynomial time, see Theorem 6.18.

The undirected permanent is an instance of a symmetric Holant problem and its complexity can be deduced from the existing literature, see Cai, Fu, Guo and Williams [1]. Nevertheless, we prove the results for the permanent alongside with those for the determinant, as while adding little extra work, it allows to emphasize the strain between the polynomial and the $\#P$ -complete.

The concept of the undirected determinant is new. The alterations of the definition of the determinant have a long history. The non-commutative generalization of determinant, called the Cayley determinant, is $\#P$ -complete even over the ring of 2×2 matrices, see [3]. The Fermionants and the immanants also tend to be $\#P$ -complete, see [4, 9]. It would seem that almost any modification of the definition of determinant leads to a $\#P$ -complete polynomial.

We were guided by the intuition that the main reason that causes these alterations to be $\#P$ -complete is their deprivation of some of the very special properties enjoyed by the determinant. More specifically,

we suspect that the key limitations of the FKT algorithm stem from its direct dependence on the determinant. Linear properties of the determinant cause the FKT algorithm to count only those structures which allow some kind of “interpolation”. To illustrate what we have in mind, let us recall that Valiant introduced matchgates [13, 14]. Then, the characterization of the possible signatures of planar matchgates has been completed by Cai and Gorenstein [2] in terms of Matchgate Identities. These identities imply that for any matchgate G , if its signature Γ_G is non-zero on two length- k bitstrings $\alpha, \beta \in \{0, 1\}^k$ then there exists a sequence

$$\alpha = \alpha_0, \alpha_1, \dots, \alpha_s = \beta$$

in $\{0, 1\}^k$ such that α_{i-1} differs from α_i , at exactly two places, for $i = 1, 2, \dots, s$ and $\Gamma_G^{\alpha_i} \neq 0$ for $i = 0, 1, \dots, s$. This contrasts with the behavior of Boolean formulas: the information that two assignments (x_1, x_2, \dots, x_n) and (y_1, y_2, \dots, y_n) satisfy a formula ϕ does not imply that any other assignment will satisfy ϕ .

The reach of the FKT algorithm has been extended by the holographic reductions, introduced by Valiant [15, 16]. These, at least in large part, are a way to incorporate the linear properties of the determinant into the formulation of the combinatorial problems.

The authors have attempted to avoid at least some limitations, related to the linear properties of the determinant, by altering one of the many algorithms for determinant rather than its definition. The most promising candidate seemed to be, probably the most combinatorial one, known as the Mahajan-Vinay (MV) algorithm [8]. Rote [10] discussed MV and a number of related, but less combinatorial in nature, algorithms.

While the MV algorithm received a lot of attention in the contexts of algebraic branching programs or circuits, its other applications seem to be unexplored. For example an observation that the MV algorithm computes the non-commutative Moore determinant of the self-adjoint quaternionic matrices, has not yet been published. See [5] for a discussion of the Moore determinant. The authors were inspired by an observation that a slight modification of the MV algorithm computes the undirected permanent of planar graphs whose vertices have degree at most 3. In Section 4, we compute the same permanents using the FKT algorithm. This led us to the investigation of the undirected determinant, which, as we mentioned above, turned out to be $\#P$ -complete. While the alteration of signs in the directed determinant enables cancellations that make it possible to construct polynomial algorithms for determinant, the alteration of signs in the undirected determinant

might suggest some amendments to the algorithms for determinant. To some extent we follow in this direction in Section 6.

The MV algorithm is mentioned only in the introduction, above, as the source of our inspiration. It is not present in the final writing of this paper – we simplified the arguments by expressing them in the language of the FKT algorithm. However, the dependence of our algorithms on the linear properties of determinant is slightly weakened by applying the Pfaffian to a matrix of inverses, see Section 4 and Theorem 6.18.

2. NOTATION AND PRELIMINARIES

Most of our terminology is standard and follows for example Thomas [12]. All graphs are finite, undirected, although, in Section 6 we consider undirected graphs whose edges are equipped with an orientation. The graphs may have loops or multiple edges, however, each case when they may occur is mentioned explicitly in the text. In each such case either we explicitly show how to modify our graphs to remove loops and multiple edges, or these are used only as parts of a proof.

The symbols $V(G)$ and $E(G)$ denote the sets of vertices and edges of the graph G . We write $v \in G$ or $e \in G$ instead of $v \in V(G)$ or $e \in E(G)$ when no confusion can arise. Elements of $E(G)$ are denoted $\{v_1, v_2\}$, or v_1v_2 if we want to indicate that the edge is oriented from v_1 to v_2 . The graph G is *weighted*, which means that it is equipped with the weight function $w : E(G) \rightarrow F$. The reader may view the F as the rational numbers, we are going to use only the weights 1, -1 and $-\frac{1}{2}$, however, in the constructions, F may be any field of characteristics not equal 2.

A *cycle cover* of G , denoted $cc(G)$, is a spanning subgraph whose all vertices have degree 2. In the literature, the cycle covers are also called vertex cycle covers or 2-factors. The weight of a cycle cover $c \in cc(G)$ is the product of the weights of its edges: $w(c) = \prod_{e \in c} w(e)$.

The *undirected determinant* and the *undirected permanent* are defined as

$$(2.1) \quad \text{u-det } G = (-1)^n \sum_{c \in cc(G)} (-1)^{|c|} w(c)$$

and

$$(2.2) \quad \text{u-perm } G = \sum_{c \in cc(G)} w(c)$$

where n is the number of vertices in G . These definitions make sense also in the case of graphs with loops and multiple edges.

A *gadget* is a graph G equipped with a set of *external edges* $ext(G)$ such that each $e \in ext(G)$ is adjacent to exactly one vertex in G .

When referring to gadgets, we use the term *cycle* to mean either the actual cycle or a path connecting two external edges. Each cycle cover $c \in cc(G)$ of a gadget G determines a, possibly empty, subset of $ext(G)$ consisting of those edges in $ext(G)$ which belong to c .

A *signature* of a gadget G is a function

$$\text{signature} : \mathcal{P}(ext(G)) \rightarrow F$$

where $\mathcal{P}(ext(G))$ denotes the set of all subsets of $ext(G)$. The *permanental signature* of a gadget G is defined as

$$\text{signature}(S) = \sum_{\substack{c \in cc(G) \\ c \cap ext(G) = S}} w(c)$$

while the *determinantal signature* is

$$\text{signature}(S) = (-1)^n \sum_{\substack{c \in cc(G) \\ c \cap ext(G) = S}} (-1)^{|c| + \tau} w(c)$$

where n is the number of vertices of G and $|c|$ is the number of components of c . The number τ is 0 if $|S| < 4$. For larger subsets S the number τ is defined relative to a fixed pairing P_0 of the elements of S . For each cycle cover $c \in cc(G)$ those components that are not cycles, connect a pair of elements of S which yields another pairing P_c . If $P_c = P_0$ we define $\tau = 0$. Otherwise we can connect P_0 to P_c by a sequence of modifications, where each of them involves two pairs. These are of the form: $\{\{a, b\}, \{c, d\}\} \mapsto \{\{a, d\}, \{c, b\}\}$. For every such modification we change τ to $1 - \tau$. In the simplest, and actually the only one which is important here, case when $S = ext(G) = \{a, b, c, d\}$ this can be illustrated as in **Figure 1** below.

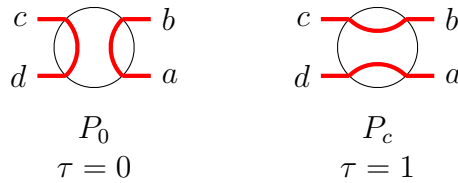


FIGURE 1. Modification of a pairing of external edges inside of a gadget.

Suppose that a gadget G is a part of an ambient graph and c is a cycle cover of the graph. Each modification of $P_{c \cap G}$ changes the parity of the number of those cycles in c which are not entirely inside of G . This way we see that τ is well defined. Also, when computing the undirected determinant of the ambient graph, we may ignore the inner structure

of G and use only its signature and assume that the cycle traverses G in the way indicated by P_0 .

By abuse of terminology, we often write “signature” when we mean the value of the signature at a specific subset. When we list the values of the signature we omit subsets at which the signature is zero.

3. THE UNDIRECTED DETERMINANT AND PERMANENT OF PLANAR GRAPHS OF MAXIMUM DEGREE 4 ARE #P-COMPLETE

In this section, for a given Boolean formula $\phi(x_1, x_2, \dots, x_n)$, in conjunctive normal form with m clauses, where each clause is limited to three literals, we construct an undirected weighted planar graphs A_ϕ and B_ϕ , of maximum degree 4, such that:

- the number of assignments satisfying ϕ ,
- $(-1)^m$ times the undirected determinant of A_ϕ ,
- the undirected permanent of B_ϕ

are all equal. The graphs A_ϕ and B_ϕ differ only by signs of weights of some edges – thus it is convenient to describe them in parallel. The size of these graphs is bounded by $O(m^2)$.

We construct these graphs by means of the following gadgets:

- (1) The skew crossover gadget.
- (2) The iff gadget – it synchronizes two edges which belong to the boundary of a common face of a planar graph. Connecting the two edges with an iff gadget results in a new graph whose permanent (respectively determinant) counts the weights of only those cycle covers, of the original graph, which contain either both or none of the edges connected by the gadget.
- (3) The extended iff gadget – synchronizes any two edges of a planar graph.
- (4) The variable setting gadget – encodes the variables of the formula ϕ .
- (5) The clause gadget – encodes the clauses of the formula ϕ .

(1) The skew crossover gadget. We start with a skew crossover gadget, shown in **Figure 2**. It is inspired by the Cai-Gorenstein [2] construction. Its signature is 0 unless the opposite edges, either both or none, belong to a cycle cover. The nonzero signatures are either 1 or -1 .

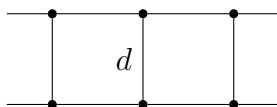


FIGURE 2. The skew crossover gadget

The weight d is defined as $d = 1$ for determinant and $d = -1$ for permanent.

In **Figure 3**, we list all the possible ways a cycle cover may meet this gadget, and the ways they add to yield the signature of this gadget, in the permanental case.

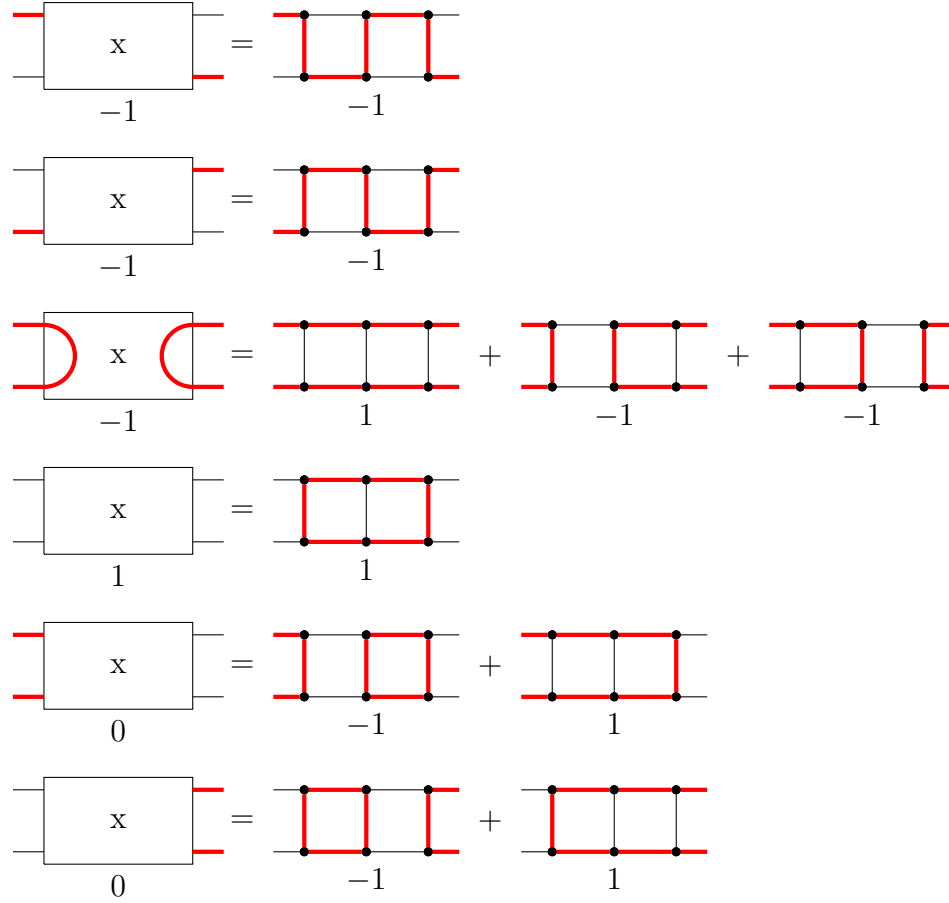


FIGURE 3. The signature of the skew crossover gadget in the case of permanent, the determinantal signature has the opposite sign

In the determinantal case, all values of the signature of this gadget have the opposite sign, however, the third one requires an additional comment. This is the only instance, where the parity of the number of components of the cycle cover depends on the way it meets the gadget. The arcs inside the box indicate the way the cycles should traverse this gadget, for the sake of counting the parity of the number of cycles in a cover.

(2) **The iff gadget**, shown in **Figure 4**, has 4 external edges and its signature is 1 if either all or none of them belong to a cycle cover. Otherwise its signature is 0. All other cycle covers cancel out. The gadget is used to synchronize two edges which belong to the boundary of a common face of the planar graph.

The iff gadget can be constructed, using the skew crossover gadget, as shown in **Figure 4**, below.

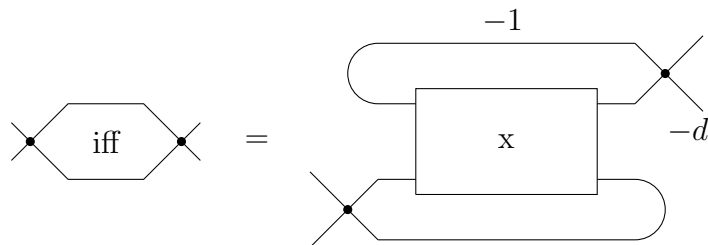


FIGURE 4. The iff gadget and its symbolic notation

Please notice the $-d$ label near one of the external edges. It indicates that, when applying the iff gadget, the original weight of this edge has to be multiplied by $-d$. As above, we have $d = 1$ in the case of determinant and $d = -1$ for permanent.

If a component of a cycle cover c passes left to right through the gadget then, by its symmetry, there exists a different cycle cover c' with $w(c') = -w(c)$, thus c and c' cancel out.

The remaining, easy to compute, nonzero signatures of the iff gadget are shown in **Figure 5**.

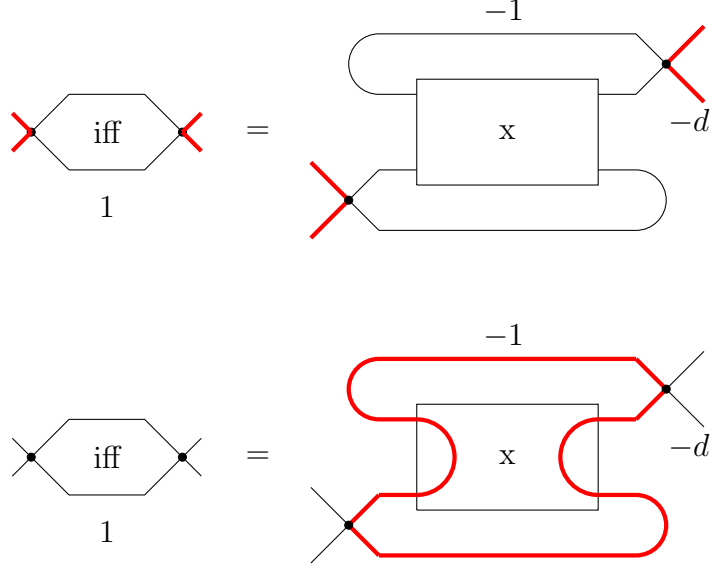


FIGURE 5. The nonzero signatures of the iff gadget

In the determinantal case, the inner loop introduces the -1 sign. This loop is not seen outside of the iff gadget hence its sign is included in the signature.

In **Figure 4**, we chose a construction that avoids loops and multiple edges. However, if we do not have to avoid multiple edges, we may use a simpler and more obvious construction of the iff gadget, shown in **Figure 6** below.

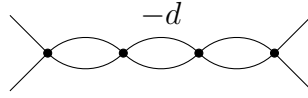


FIGURE 6. A version of the iff gadget when multiple edges are allowed.

(3) The extended iff gadget. We use the skew crossing gadgets and the iff gadget, defined above, to synchronize any two edges e_1 and e_2 in the graph. By the synchronization of the edges e_1 and e_2 we mean that an insertion of the *extended iff gadget* into the graph causes that determinant (resp. permanent) of the new graph to count precisely those cycle covers, of the original graph, which contain either both or none of the edges e_1 and e_2 . Otherwise, the gadget has no effect on the remaining cycle covers. In **Figures 7 and 8** we present the construction of the extended iff gadget in the case when it goes across two other edges.

The remaining cases, when the number of edges r_i , $i = 1, 2, \dots, r_n$, the gadget passes through, is different than 2 and different configurations of the r_i 's that belong or not to the cycle cover, are analogous.

Figure 9 shows the symbolic notation of the gadget.

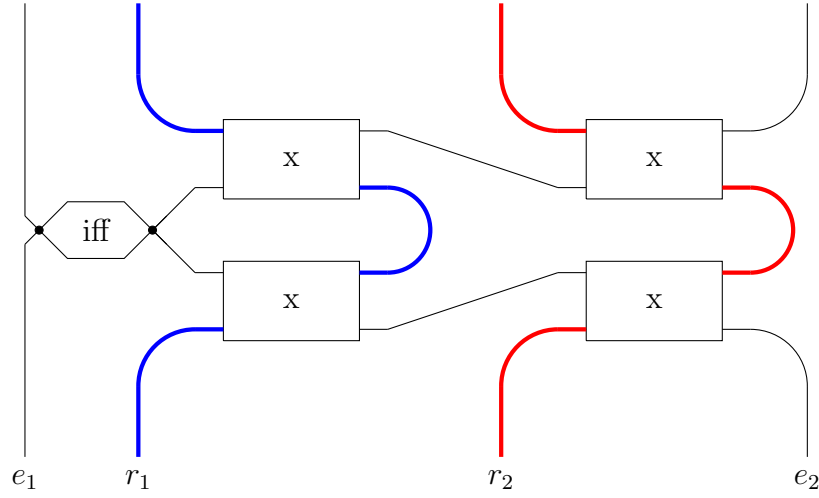


FIGURE 7. The extended iff gadget synchronizing two edges e_1 and e_2 , across two other edges r_1 and r_2 . The colors indicate the way the paths, representing r_1 and r_2 , traverse the gadget in the case when both the r_i 's belong to the cycle cover but both the e_i 's do not.

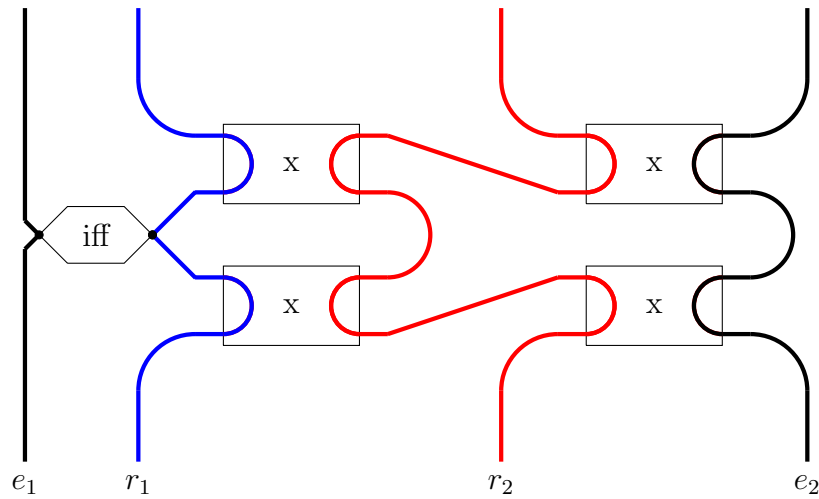


FIGURE 8. The same gadget as in Figure 7. The case when all the r_i 's and the e_i 's belong to the cycle cover.

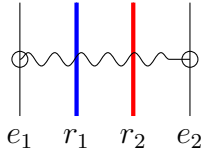


FIGURE 9. A symbolic notation for the gadget shown in Figures 7 and 8.

We see that, in **Figures 7 and 8**, every two skew crossing gadgets that are drawn one above the other, have both the same signature, either 1 or -1 . Therefore the crossing gadgets do not contribute to the values of the signature of the extended iff gadget. Neither does the iff gadget.

It is straightforward to see that those cycle covers, of the modified graph, that contribute to either determinant or permanent must contain either both the edges e_1 and e_2 or none of them.

It remains to notice that insertion of the extended iff gadget affects neither the number of cycle covers nor parity of the number of cycles in a cycle cover. The only restriction is that e_1 belongs to a cover if and only if e_2 does:

When neither e_1 nor e_2 is in the cover, a case similar to the one shown in **Figure 7**, whether a path representing r_i belongs to the cover or not, does not affect other paths.

When both e_1 and e_2 are in the cover, we start with a case similar to the one shown in **Figure 8**, where the cycle cover passes through all the r_i 's, $i = 1, 2, \dots, n$. Removal of any path, representing an edge r_i , from the cycle cover, causes its central part to be filled by the next path on the right.

We conclude that whenever the extended iff gadget is placed between any two edges e_1 and e_2 as in **Figure 9**, the determinant as well as the permanent of the resulting graph counts exactly those cycle covers, of the original graph, which contain either both the e_i 's or none of them.

(4) The variable setting gadget. For every variable x_i in the formula ϕ we construct a gadget, as shown in **Figure 10**.

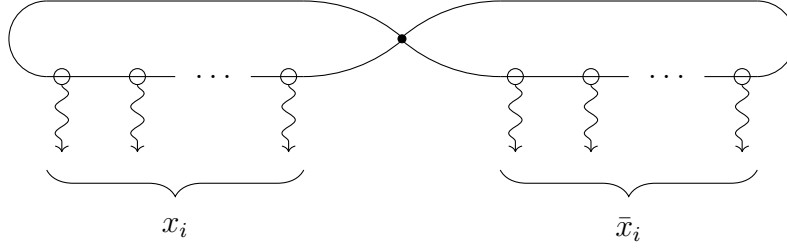


FIGURE 10. The variable setting gadget

The gadget consists of two loops connected to a single vertex. Clearly every cycle cover contains exactly one of the two loops and the signature of the gadget is always 1 so that addition of the variable setting gadget does not affect the determinant or permanent of the graph. One of these two loops represents the variable x_i , while the other represents its negation \bar{x}_i . The wavy lines in **Figure 10** denote the extended iff gadgets which synchronize a loop with those edges in the clause gadgets, shown in **Figure 11** below, which represent the same x_i or \bar{x}_i , respectively. We have one extended iff gadget per one occurrence of x_i or \bar{x}_i in the formula ϕ .

If x_i or \bar{x}_i is not present in the formula ϕ then the graph we obtain has a loop. If this is undesirable we may synchronize this loop with itself, using the iff gadget, which results in a loopless graph.

(5) The clause gadget. For every clause of the form $a \vee b \vee c$ in the formula ϕ we construct a gadget, as shown in **Figure 11**.

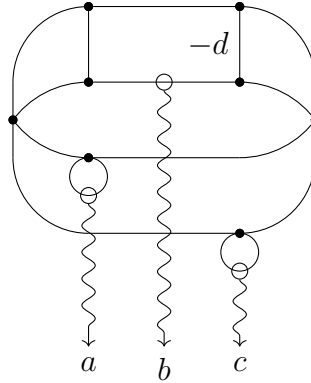


FIGURE 11. The clause gadget encoding $a \vee b \vee c$

Three edges of the gadget represent the three literals $a, b, c \in \{x_1, \bar{x}_1, x_2, \bar{x}_2, \dots\}$ in the clause. The wavy lines indicate the extended iff gadgets which synchronize these three edges with those loops in the variable setting gadgets which represent the same literal.

All the possible cycle covers of the clause gadget are shown in **Figure 12**. We see that the signature is 0 if all the three literals are set to *false*, represented by 0. Otherwise, all the signatures are equal 1 in the permanental case and -1 in the determinantal case.

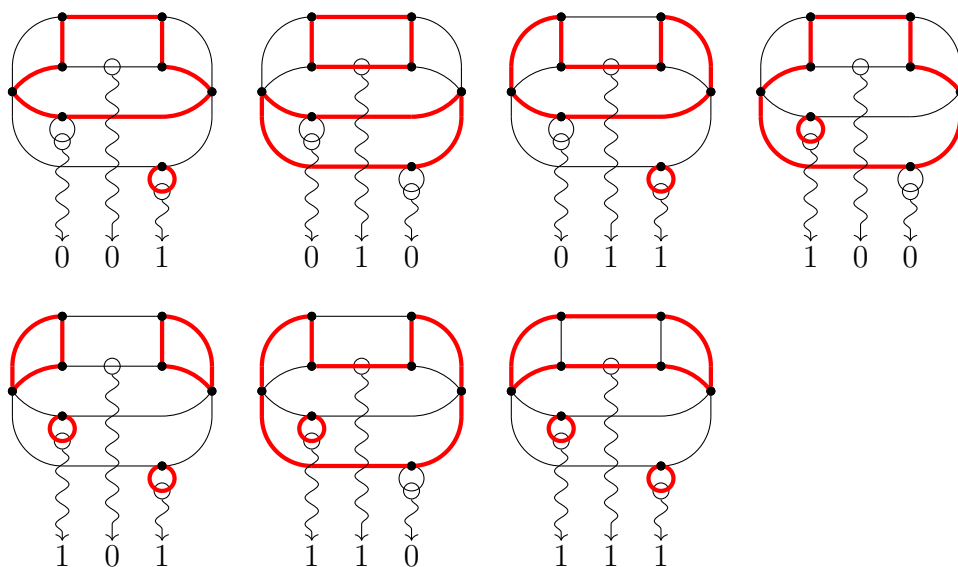


FIGURE 12. All the 7 cycle covers of the clause gadget. The labels indicate the corresponding valuations of a , b , c .

The construction of this gadget was chosen so as to make the exposition more straightforward, however, the gadget can be simplified by removing those edges that correspond to literals a and c and connecting the respective extended iff gadgets to \bar{a} and \bar{c} .

Theorem 3.1. *The undirected determinant and the undirected permanent of planar graphs, whose vertices have degrees 3 or 4, are $\#P$ -complete.*

Proof. Consider a Boolean formula $\phi(x_1, x_2, \dots, x_n) = c_1 \wedge c_2 \wedge \dots \wedge c_m$, where $c_j = t_{j,1} \vee t_{j,2} \vee t_{j,3}$ with $t_{j,k} \in \{x_1, \bar{x}_1, x_2, \bar{x}_2, \dots, x_n, \bar{x}_n\}$, where $j = 1, 2, \dots, m$ and $k = 1, 2, 3$. The \bar{x}_i represents the negation of x_i .

We construct the planar graphs A_ϕ for determinant and B_ϕ for permanent by taking one clause gadget for every c_i and one variable setting gadget for every x_i . For every occurrence of x_i or \bar{x}_i in the formula, we use the extended iff gadget to synchronize the suitable edge of the variable setting gadget with the corresponding edge in the clause gadget.

The properties of the gadgets, described in this section, imply that the number of satisfying valuations of ϕ is equal to $(-1)^m$ times the undirected determinant of A_ϕ and to the undirected permanent of B_ϕ . This proves the theorem. \square

4. THE UNDIRECTED PERMANENT OF PLANAR GRAPHS OF MAXIMUM DEGREE 3 REDUCES TO THE FKT ALGORITHM

Let G be a weighted undirected planar graph of maximum degree 3. If G contains a vertex of degree 0 or 1 then clearly

$$\text{u-perm } G = 0$$

Suppose that all the vertices of G have degree 2 or 3 and all the edges have nonzero weight. We define G_{inv} as the subgraph of G induced by vertices of degree 3, and the weights of G_{inv} are inverted, that is: $w_{G_{inv}}(e) = 1/w_G(e)$, where e denotes an edge and $w_G(e)$ denotes its weight in the graph G . The complement of a cycle cover of G is a perfect matching in G_{inv} . In fact the complement, in the set of edges of G , establishes a one-to-one correspondence between the perfect matchings in G_{inv} and the cycle covers of G . The product of the weight of a cycle cover and the corresponding perfect matching is always equal to the product of weights of all the edges of G , denote it by p . Since the weights in G_{inv} are inverted, we see that

$$\text{u-perm } G = p \cdot \text{PerfMatch } G_{inv}$$

Since G_{inv} is planar, the sum of the weighted perfect matching in G_{inv} is computed in polynomial time by the FKT algorithm.

5. THE UNDIRECTED DETERMINANT OF CUBIC PLANAR GRAPHS IS #P-COMPLETE

Unlike the undirected permanent, it turns out that the undirected determinant is #P-complete even in the case of cubic planar graphs. By Theorem 3.1 we already know that the undirected determinant is #P-complete in the case of planar graphs whose vertices have degree 3 or 4, hence it is enough to construct a cubic planar gadget, whose signature is the same as that of a single vertex of degree 4.

Let us draw attention to the fact that while all the gadgets constructed in Section 3 had edges of weight either 1 or -1 , here we need to know that 2 is invertible or, at least, it is a non-zero-divisor. This restriction is impossible to avoid since, modulo 2, the undirected determinant coincides with the undirected permanent, and the latter reduces to the FKT algorithm, as proved in Section 4.

(1) The auxiliary gadget is shown in **Figure 13**.

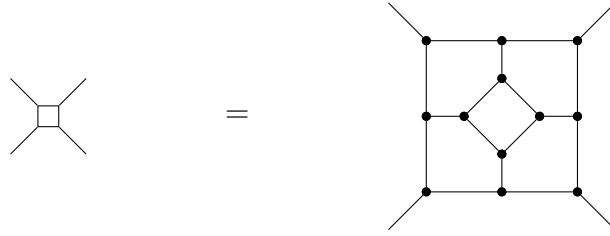


FIGURE 13. The auxiliary gadget and its symbolic notation.

The signatures, up to symmetry, corresponding to the different ways a cycle cover can traverse the auxiliary gadget, are shown in **Figure 14**. The last (i.e. the fourth) signature, is included only for the sake of completeness, as it is never realized in the subsequent constructions. The value s , in the computation of this signature, is either 1 or -1 , depending on the choice which way of passing through the gadget is positive. We do not make this choice since in any case this signature is 0.

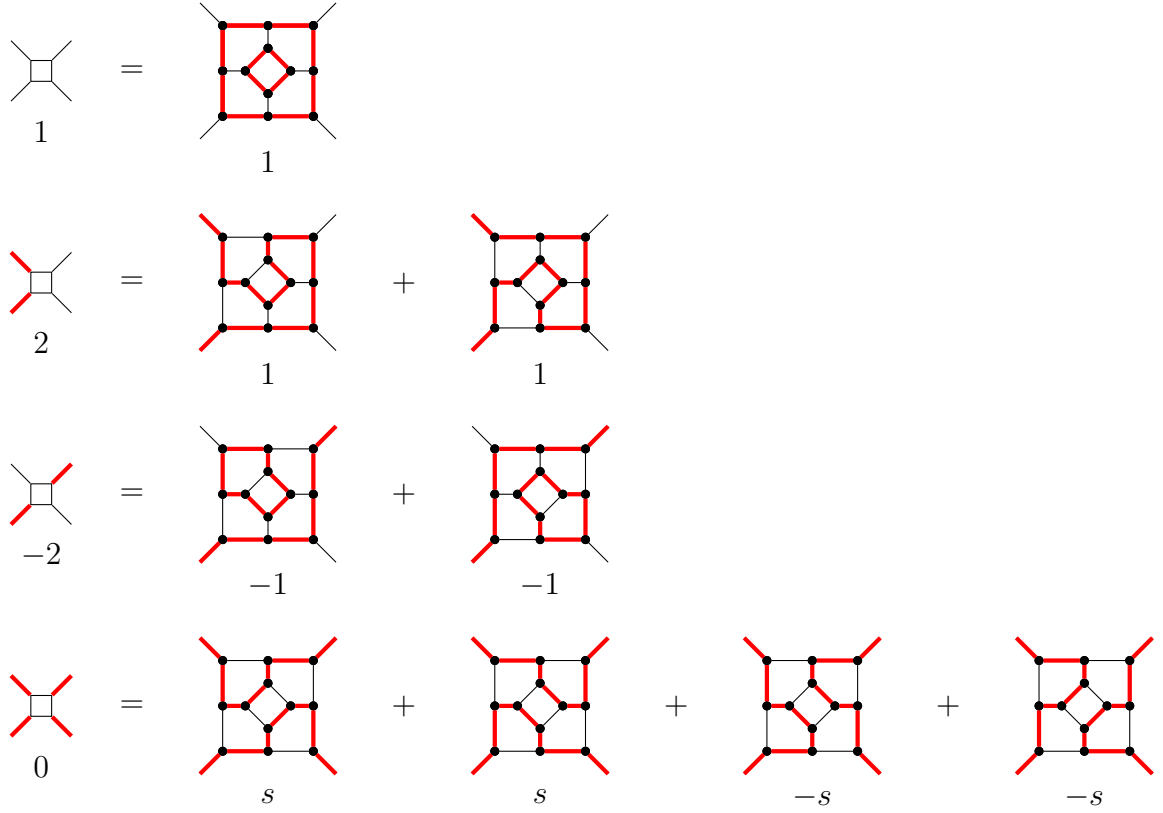


FIGURE 14. The signatures, up to symmetry, of the auxiliary gadget.

(2) **The null edge gadget** is shown in **Figure 15**. This gadget plays the role of an edge of weight 0, so that the gadget is not necessary but convenient, if we want to assure that all vertices have degree 3 and all the weights are invertible. The arguments, employed in Section 6, are more neat when we deal with cubic graphs instead of graphs of degree at most 3.

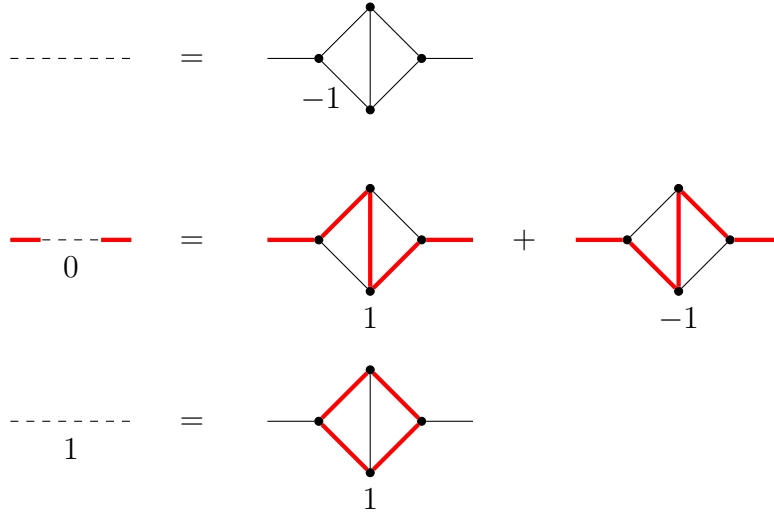


FIGURE 15. The null edge gadget and its signature.

(3) The degree 4 vertex gadget is constructed in **Figure 16**.

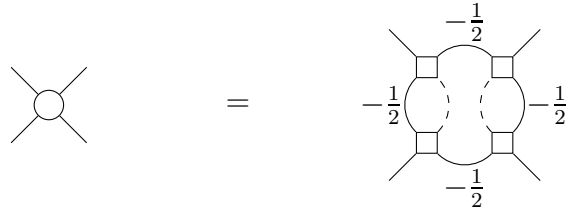


FIGURE 16. The degree 4 vertex gadget, and its symbolic notation.

The signatures of the degree 4 vertex gadget are listed, up to symmetry, in **Figure 17**.

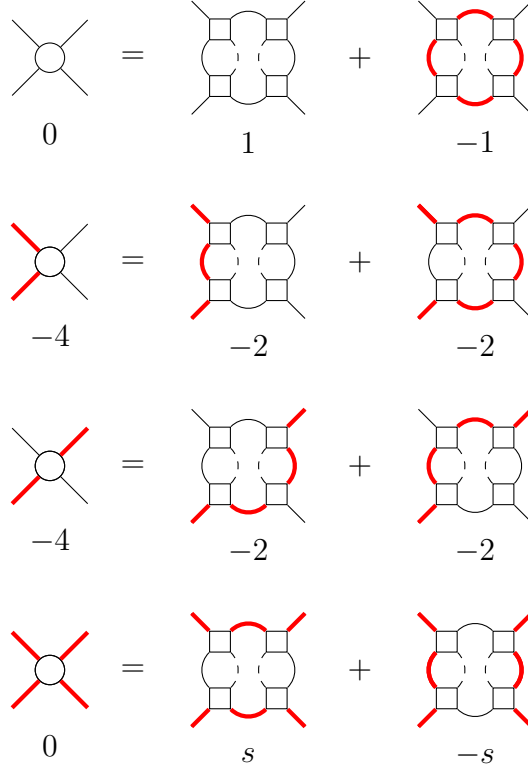


FIGURE 17. The signatures, up to symmetry, of the degree 4 vertex gadget.

Theorem 3.1 and the existence of a planar 3-regular gadget, whose signature is equal to -4 times the signature of a single vertex of degree 4, implies the following.

Theorem 5.1. *The undirected determinant of cubic planar graphs, with weights in the set $\{-1, -\frac{1}{2}, 1\}$, is $\#P$ -complete.*

6. THE SEMI-PFAFFIAN ORIENTATION AND THE COMPUTATION OF THE UNDIRECTED DETERMINANT

The purpose of this section is twofold. Firstly, we prove Theorem 6.18 which states that the undirected determinant is polynomially computable for a reasonable class of cubic planar graphs, which includes the bipartite graphs. This, together with Theorem 5.1, introduces another instance of a tension between P and $\#P$. The second aim of this section is the search for tools and ideas which could guide us in our attempts to find polynomially computable analogues of the determinant, hopefully improving the computational strength of the FKT algorithm. In this direction, Definition 6.3 introduces the semi-Pfaffian orientation

and Definition 6.8 introduces the tension of an even cycle in a planar graph. Both of them play the key role in our proof of the polynomial computability of the graphs mentioned above.

Additional preliminaries. Let $G = (V, E)$ be a weighted undirected graph. An *orientation* of an undirected graph G is a choice, independently for every edge of G , of a direction from one of its end points to the other, the orientation is not considered a part of the graph structure. An undirected graph G on vertices $V = \{1, 2, \dots, n\}$, equipped with an orientation, is represented by a skew symmetric matrix $A = [a_{ij}]_{i,j=1,2,\dots,n}$ where, for every edge of weight e , oriented from i to j , we have $a_{ij} = e$ and $a_{ji} = -e$. We put $a_{ij} = 0$ if there is no edge $\{i, j\}$ in G .

A cycle c in a graph G is *even* if it has even length, it is *central* if $G \setminus V(c)$ has a perfect matching. An even cycle c is *oddly oriented* if for either choice of direction of traversal around c , the number of edges of c directed in the direction of the traversal is odd.

Occasionally, it is convenient to abuse the notation and treat a planar graph as if it was a subset of a plane.

Recall that an orientation of the edges of G is *Pfaffian* if every even central cycle of G is oddly oriented. At the heart of the FKT algorithm we see two theorems:

- (1) every planar graph admits a Pfaffian orientation
- (2) if A is the skew symmetric adjacency matrix, associated with a graph G with Pfaffian orientation, then, up to sign

$$\text{Pfaffian } A = \text{PerfMatch } G$$

The standard definition of Pfaffian, see for example Thomas [12, Section 2], involves a sign function $\text{sgn}_G : pm(G) \rightarrow \{-1, 1\}$, which depends on the orientation of G and is defined as

$$(6.1) \quad \text{sgn}_G(a) = \text{sgn} \begin{pmatrix} 1 & 2 & 3 & 4 & \dots & 2n-1 & 2n \\ i_1 & j_1 & i_2 & j_2 & \dots & i_n & j_n \end{pmatrix}$$

where sgn is the sign of the indicated permutation, and the edges of the perfect matching $a = \{i_1j_1, i_2j_2, \dots, i_nj_n\}$ are listed in such a way that every edge i_kj_k is directed from i_k to j_k .

The Pfaffian of A is defined as

$$(6.2) \quad \text{Pfaffian } A = \sum_{a \in pm(G)} \text{sgn}_G(a) w(a)$$

where the sum is taken over all perfect matchings $pm(G)$. Let us recall that the Pfaffian is polynomially computable. In fact the algorithms that compute the determinant tend to translate to algorithms for the Pfaffian.

The semi-Pfaffian orientation.

Definition 6.3. An orientation of a graph G is *semi-Pfaffian* if every central cycle in G of length $2k$ is oddly oriented if and only if k is odd.

Remark 6.4. Not all planar graphs admit semi-Pfaffian orientation, however those which have at most two faces bounded by an odd number of edges, do. This includes the bipartite graphs.

Cubic planar graphs. From now on, we assume that G is a weighted undirected cubic planar graph, with invertible weights of edges. G is equipped with a semi-Pfaffian orientation, and is represented by the skew symmetric matrix A .

In such a graph, the complement \bar{a} , of a perfect matching $a \in pm(G)$, in the set of edges $E(G)$, is a cycle cover. Conversely, the complement \bar{c} of a cycle cover $c \in cc(G)$ is a perfect matching. Note that if p is the product of all the weights of the edges in G then for every $c \in cc(G)$ we have the following.

$$(6.5) \quad w(c)w(\bar{c}) = p$$

Since we are ultimately interested in undirected determinant, we rewrite the formula 6.2 for Pfaffian into the language of cycle covers, in the case of cubic graphs we have the following.

$$(6.6) \quad \text{Pfaffian } A = \sum_{c \in cc(G)} \text{sgn}_G(\bar{c})w(\bar{c})$$

The Pfaffian is always polynomial time computable – no assumptions necessary except that A is skew symmetric. On the other hand, Theorem 5.1 implies that the undirected determinant,

$$(6.7) \quad \text{u-det } G = \sum_{c \in cc(G)} (-1)^{|c|} w(c)$$

is #P-complete even for cubic planar graphs. The $(-1)^n$ factor disappears since a cubic graph has an even number of vertices.

When comparing equations 6.6 and 6.7, we see that the weights $w(c)$ and $w(\bar{c})$ are conveniently related by formula 6.5. In general, the relation between $\text{sgn}_G(\bar{c})$ and $(-1)^{|c|}$ is more complicated, however, for some graphs and their orientations, these are nicely related by Proposition 6.11.

Every cycle c in a planar graph G yields a decomposition of the plane P into two closed subsets, the bounded one P_* and the unbounded one P_∞ . We have $P = P_* \cup P_\infty$ and $c = P_* \cap P_\infty$. Let $G_* = G \cap P_*$ and $G_\infty = G \cap P_\infty$. Let $v \in c$ be a vertex. We call v an *in-vertex* if the unique edge adjacent to v but not in c belongs to G_* . Otherwise, we

call v an *out-vertex*. If c is even then it is bipartite as a subgraph – let V_1, V_2 be the bipartition of its vertices.

Definition 6.8. *Tension* of an even cycle in a cubic planar graph is the absolute value of the difference between the number of the out-vertices in V_1 and in V_2 .

Note that the tension is independent of whether we use the out-vertices or in-vertices in the definition above.

Definition 6.9. An undirected cubic planar graph G is *without tension* if the tension of every even central cycle in G is null.

Remark 6.10. The graphs mentioned in Remark 6.4 – those with at most two faces which are bounded by an odd number of edges, are without tension.

Proposition 6.11. *If G is an undirected cubic planar graph without tension, equipped with a semi-Pfaffian orientation then the function*

$$f_G : cc(G) \longrightarrow \{-1, 1\}$$

$$f_G(c) = (-1)^{|c|} \text{sgn}_G(\bar{c})$$

is constant.

Proof. It is enough to show that for every $c, d \in cc(G)$ we have

$$(6.12) \quad f_G(c)f_G(d) = 1$$

It is a standard observation that, in a cubic graph, any two cycle covers c and d can be connected by a sequence $c_k \in cc(G)$

$$c = c_0, c_1, \dots, c_r = d$$

such that at each stage $k = 0, 1, \dots, r-1$, the union $\bar{c}_k \cup \bar{c}_{k+1}$ contains exactly one cycle. The \bar{c}_{k+1} is obtained from \bar{c}_k by replacing those edges in this cycle which belong to \bar{c}_k with the remaining edges of this cycle – these remaining edges belong to \bar{d} .

Thus from now on we may assume that $\bar{c} \cup \bar{d}$ contains only one cycle, or equivalently, that the symmetric difference $c \Delta d$ is a cycle. By assumption, the unique cycle in $\bar{c} \cup \bar{d}$ (or, equivalently, $c \Delta d$) above has null tension.

The idea of the proof is to construct recursively a series of modifications of the cycle covers c , d , and of the ambient graph G . We construct sequences c_i , d_i and G_i , $i = 0, 1, \dots, s$, where $G_0 = G$ and $c_i, d_i \in cc(G_i)$, $c_0 = c$, $d_0 = d$. The graphs G_i for $i > 0$ are going to be multigraphs – a pair of vertices may be connected by two edges. At each stage we will have

$$(6.13) \quad f_{G_i}(c_i)f_{G_i}(d_i) = 1$$

The number of edges in $c_i \triangle d_i$ will be the same as in $c_{i+1} \triangle d_{i+1}$. Both will have no loops and at most one cycle of length exceeding 2. The longest cycle in $c_{i+1} \triangle d_{i+1}$ will be two edges shorter than the longest one in $c_i \triangle d_i$. The $c_{i+1} \triangle d_{i+1}$ will retain the semi-Pfaffian orientation and null tension. At the end we will have $c_s = d_s$, up to choice of an edge, of a multigraph, between the same vertices.

A single modification is done in three steps which are shown in **Figure 18**. Below we describe such a modification. To simplify the notation we omit the index i and write c_1, d_1, G_1 for $c_{i+1}, d_{i+1}, G_{i+1}$.

We have seen above that we may assume that $t = c \triangle d$ is a single cycle of even length. After modifications $c \triangle d$ will have a unique component of length greater than 2. Since, by assumption, the cycle t has null tension, it must contain two adjacent in-vertices or two adjacent out-vertices. We consider the first case, the other being analogous.

The modification is shown in **Figure 18**. Below we outline the effect of such modification on the objects we are interested in. The modification:

- (1) Changes one of the cycle covers, either c or d . We obtain c_1 and d_1 where either $c_1 = c$ or $d_1 = d$.
- (2) Shortens the cycle t by two edges. The new cycle t_1 , a connected component of $c_1 \triangle d_1$, retains semi-Pfaffian orientation and null tension.
- (3) Transforms the ambient graph G into G_1 so that the two adjacent in-vertices, denoted v_2 and v_3 in **Figure 18**, are connected by two parallel edges in G_1 .
- (4) Leaves the product 6.12 unchanged, that is $f_G(c)f_G(d) = f_{G_1}(c_1)f_{G_1}(d_1)$.

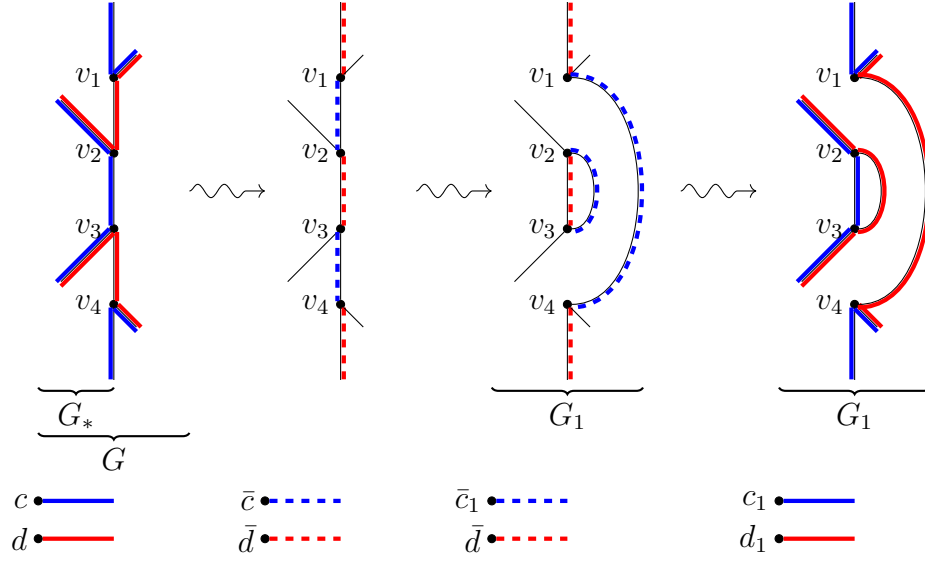


FIGURE 18. The modification of G that shortens t and preserves the product $f_G(c)f_G(d) = f_{G_1}(c_1)f_{G_1}(d_1)$

In the left drawing we see the adjacent in-vertices v_2 and v_3 with the surrounding fragments of the cycle covers c and d . Possibly swapping the names c and d , we may assume that the edge $\{v_2, v_3\}$ belongs to c , as it is shown in **Figure 18**. The vertices v_1 and v_4 may be, independently, either the in-vertices or the out-vertices.

In the second drawing we mark the complements \bar{c} and \bar{d} .

In the third drawing we apply a permutation σ to the vertices $\{v_1, v_2, v_3, v_4\}$. The permutation moves the edges $\{v_1, v_2\}$ and $\{v_3, v_4\}$, together with their orientations, and is subject to the following conditions:

- (1) $\sigma(\{v_1, v_2\}) = \{v_2, v_3\}$ so that the old edge $\{v_2, v_3\}$ and the new edge $\sigma(\{v_1, v_2\})$ have the same orientation.
- (2) $\sigma(\{v_3, v_4\}) = \{v_1, v_4\}$ so that the induced orientation of $\{v_1, v_4\}$ agrees with the direction of traversal around t which is induced by the orientations of the even number of the original edges $\{v_1, v_2\}$, $\{v_2, v_3\}$ and $\{v_3, v_4\}$.

This modification removes two vertices v_2 and v_3 from the cycle t which reduces its length by 2 – from some $2k$ to $2(k - 1)$. The condition (2) implies that the parity of the number of edges directed clockwise (as well as those counterclockwise) changes, therefore the modified cycle t_1 retains the semi-Pfaffian orientation. **Figure 19** lists, up to symmetry, all the possible original orientations of $\{v_1, v_2\}$, $\{v_2, v_3\}$ and $\{v_3, v_4\}$, and the corresponding permutations σ :

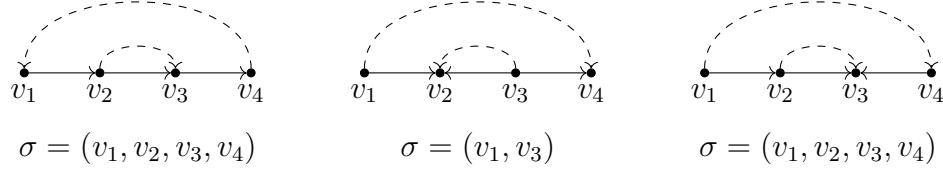


FIGURE 19. Possible orientations, up to symmetry, and the corresponding permutations σ .

Since in every case shown in **Figure 19**, the permutation σ is odd, it changes the sign (see 6.1) of the perfect matching \bar{c} , viewed as a summand of the Pfaffian, in 6.2. This way we obtain

$$(6.14) \quad \text{sgn}_{G_1}(\bar{c}_1) = -\text{sgn}_G(\bar{c})$$

In the right drawing of **Figure 18** we see the cycle covers c_1 and d_1 – the complements of \bar{c}_1 and \bar{d} in the new graph G_1 . We see that $c_1 = c$, however, d_1 is different from d .

The modification shown in **Figure 18** changes parity of the number of cycles in the cycle cover d so that

$$(6.15) \quad (-1)^{|d_1|} = -(-1)^{|d|}$$

Combining 6.14 and 6.15 we obtain

$$(6.16) \quad \begin{aligned} f_{G_1}(c_1)f_{G_1}(d_1) &= (-1)^{|c_1|} \text{sgn}_{G_1}(\bar{c}_1)(-1)^{|d_1|} \text{sgn}_{G_1}(\bar{d}_1) \\ &= (-1)^{|c|}(-\text{sgn}_G(\bar{c}))(-(-1)^{|d|}) \text{sgn}_G(\bar{d}) \\ &= f_G(c)f_G(d) \end{aligned}$$

thus the modification doesn't change the product.

We have deleted two in-vertices from t , one from either part of the bipartition of t , so that the modified cycle t_1 retains the null tension.

We repeat the operation shown in **Figure 18**, at every step the length of t is reduced by 2, until at some step s its length is 2. At that point we see that every edge in \bar{c}_s corresponds to an edge in \bar{d}_s , which has the same end points. This correspondence preserves the orientations. Therefore $\text{sgn}_{G_s}(\bar{c}_s) = \text{sgn}_{G_s}(\bar{d}_s)$ and similarly $|c_s| = |d_s|$, so that we obtain

$$(6.17) \quad \begin{aligned} f_G(c)f_G(d) &= \dots = f_{G_s}(c_s)f_{G_s}(d_s) \\ &= (-1)^{|c_s|} \text{sgn}_{G_s}(\bar{c}_s)(-1)^{|d_s|} \text{sgn}_{G_s}(\bar{d}_s) \\ &= 1 \end{aligned}$$

where the dots indicate a sequence of equations given by 6.16. This completes the proof. \square

As a corollary, we obtain the following.

Theorem 6.18. *If G is a weighted undirected cubic planar graph with a semi-Pfaffian orientation and without tension, and all the weights in G are nonzero then, up to sign,*

$$\text{u-det } G = p \cdot \text{Pfaffian}(A_{\text{inv}})$$

where p is the product of the weights of all the edges in G and A_{inv} is the matrix whose nonzero entries are the inverses of the nonzero entries of the skew symmetric adjacency matrix of G with the orientation.

Proof. This is an immediate consequence of Proposition 6.11 and the identities 6.5, 6.6 and 6.7. \square

REFERENCES

- [1] J.-Y. Cai, Z. Fu, H. Guo and T. Williams, *A Holant dichotomy: is the FKT algorithm universal?* 2015 IEEE 56th Annual Symposium on Foundations of Computer Science—FOCS 2015, 1259–1276, IEEE Computer Soc., Los Alamitos, CA, 2015.
- [2] J.-Y. Cai and A. Gorenstein, *Matchgates revisited*, Theory Comput. 10 (2014), 167–197.
- [3] S. Chien, P. Harsha, A. Sinclair and S. Srinivasan, *Almost settling the hardness of noncommutative determinant*, STOC’11—Proceedings of the 43rd ACM Symposium on Theory of Computing, 499–508, ACM, New York, 2011.
- [4] N. de Rugy-Altherre, *Determinant versus permanent: salvation via generalization?* The nature of computation, 87–96, Lecture Notes in Comput. Sci., 7921, Springer, Heidelberg, 2013.
- [5] F.J. Dyson, *Quaternion determinants*, Helv. Phys. Acta 45 (1972), 289–302.
- [6] P.W. Kasteleyn, *The statistics of dimers on a lattice: I. The number of dimer arrangements on a quadratic lattice*, Physica, 27 (1961), no. 12, 1209–1225.
- [7] P.W. Kasteleyn, *Graph theory and crystal physics*, 1967 Graph Theory and Theoretical Physics, pp. 43–110, Academic Press, London
- [8] M. Mahajan and V. Vinay, *Determinant: combinatorics, algorithms, and complexity*, Chicago J. Theoret. Comput. Sci. 1997, Article 5, 26 pp.
- [9] S. Mertens and C. Moore, *The complexity of the fermionant and immanants of constant width*, Theory Comput. 9 (2013), 273–282.
- [10] G. Rote, *Division-free algorithms for the determinant and the Pfaffian: algebraic and combinatorial approaches*, Computational discrete mathematics, 119–135, Lecture Notes in Comput. Sci., 2122, Springer, Berlin, 2001.
- [11] H.N. Temperley, M.E. Fisher, *Dimer problem in statistical mechanics—an exact result*, Philos. Mag. 6, 1961, no. 68, 1061–1063.
- [12] R. Thomas, *A survey of Pfaffian orientations of graphs*, International Congress of Mathematicians. Vol. III, 963–984, Eur. Math. Soc., Zürich, 2006.
- [13] L.G. Valiant, *Expressiveness of matchgates*, Theoret. Comput. Sci. 289 (2002), no. 1, 457–471.
- [14] L.G. Valiant, *Quantum circuits that can be simulated classically in polynomial time*, SIAM J. Comput. 31 (2002), no. 4, 1229–1254.
- [15] L.G. Valiant, *Accidental Algorithms*, 2006 47th Annual IEEE Symposium on Foundations of Computer Science (FOCS’06), Berkeley, CA, USA, 2006, pp. 509–517.

- [16] L.G. Valiant, *Holographic algorithms*, SIAM J. Comput. 37 (2008), no. 5, 1565–1594.

DIANA DZIEWA-DAWIDCZYK, WARSAW UNIVERSITY OF LIFE SCIENCES—SGGW,
WARSAW, POLAND

Email address: `diana.dziewa.dawidczyk@sggw.edu.pl`

ADAM PRZEŹDZIECKI, WARSAW UNIVERSITY OF LIFE SCIENCES—SGGW,
WARSAW, POLAND

Email address: `adamp@mimuw.edu.pl`