

# $T_{cc}^+$ Decays: Differential Spectra and Two-Body Final States

Sean Fleming<sup>a</sup>, Reed Hodges<sup>b</sup> and Thomas Mehen<sup>b</sup>

<sup>a</sup>*Department of Physics and Astronomy, University of Arizona, Tucson, AZ 85721, USA*

<sup>b</sup>*Department of Physics, Duke University, Durham, NC 27708, USA*

The recently discovered tetraquark,  $T_{cc}^+$ , has quark content  $cc\bar{u}\bar{d}$  and a mass that lies just below open charm thresholds. Hence it is reasonable to expect the state to have a significant molecular component. We calculate the decay of the  $T_{cc}^+$  in a molecular interpretation using effective field theory. In addition we calculate differential spectra as a function of the invariant mass of the final state charm meson pair. These are in good agreement with spectra measured by LHCb. We also point out that if shallow bound states of two pseudoscalar charm mesons exist, then two-body decays to those bound states and a single pion or photon can significantly enhance the width of the  $T_{cc}^+$ .

The LHCb experiment has recently observed a narrow resonance,  $T_{cc}^+$ , in the final state  $D^0 D^0 \pi^+$  [1, 2] (previously announced in Refs. [3–5]). They use two different Breit-Wigner line shapes to fit the data. Using a relativistic  $P$ -wave two-body Breit-Wigner function with a Blatt-Weisskopf form factor, they find the difference of the resonance mass and the  $D^0 D^{*+}$  threshold,  $\delta m_{BW}$ , and the decay width,  $\Gamma_{BW}$ , to be [1, 2]:

$$\begin{aligned}\delta m_{BW} &= -273 \pm 61 \pm 5_{-14}^{+11} \text{ keV}, \\ \Gamma_{BW} &= 410 \pm 165 \pm 43_{-38}^{+18} \text{ keV}.\end{aligned}\tag{1}$$

When using a unitarized Breit-Wigner profile, LHCb obtains a much smaller width [2]:

$$\begin{aligned}\delta m_{pole} &= -360 \pm 40_{-0}^{+4} \text{ keV}, \\ \Gamma_{pole} &= 48 \pm 2_{-14}^{+0} \text{ keV}.\end{aligned}\tag{2}$$

The  $T_{cc}^+$  is 1.7 MeV below the  $D^{*0} D^+$  threshold. LHCb also finds evidence for similar enhancements near the  $D^0 D^0$  and  $D^0 D^+$  thresholds [3–5]. The  $T_{cc}^+$  clearly has the exotic quantum numbers of a tetraquark. The closeness to the  $D^0 D^{*+}$  and  $D^+ D^{*0}$  thresholds suggests that the  $T_{cc}^+$  could also be molecular in character. In this paper we use effective field theory (EFT) to calculate the decays  $T_{cc}^+ \rightarrow D^0 D^0 \pi^+$ ,  $D^0 D^+ \pi^0$ , and  $D^0 D^+ \gamma$  in the molecular scenario. We also consider the possibility of shallow bound states of  $D^0 D^0$  and  $D^0 D^+$  that we will refer to as  $\tilde{T}_{cc}^0$  and  $\tilde{T}_{cc}^+$ , respectively. If these states exist with binding energies of a few MeV then two-body decays  $T_{cc}^+ \rightarrow \tilde{T}_{cc}^0 \pi^+$  and  $T_{cc}^+ \rightarrow \tilde{T}_{cc}^+ \pi^0$  can significantly enhance the width of the  $T_{cc}^+$ . For recent theoretical work on the  $T_{cc}^+$ , see Refs. [6–18].

Refs. [6, 9, 12, 13] have calculated the decay width of  $T_{cc}^+$ . We will compare their results to ours in more detail below. All calculations of the widths are small compared to the central value of the width quoted in Eq. (1), however, are more or less consistent the width quoted in Eq. (2). Clearly the extracted width is quite sensitive to how one chooses to fit the data. It is well known that in the presence of multiple scattering channels more complex line shapes are required to fit the data [19] and the choice of line shape can have a significant impact on the extracted width. For example, the LHCb experiment measured the line shape of the  $\chi_{c1}(3872)$  in Ref. [20]. When fitting the data with a Breit-Wigner, they find a width whose central value is 1.39 MeV. This greatly exceeds a bound of  $\Gamma[\chi_{c1}(3872)] \leq 131$  keV derived in Ref. [21]. This bound was obtained by extracting  $\Gamma[D^{*0} \rightarrow D^0 \pi^0]$  from the observed width  $\Gamma[D^{*+}]$  using isospin invariance and assuming  $\Gamma[\chi_{c1}(3872) \rightarrow D^0 \bar{D}^0 \pi^0] \approx \Gamma[D^{*0} \rightarrow D^0 \pi^0]$ , which is expected on general grounds for a shallow molecular bound state [22, 23]. With this theoretical estimate of  $\Gamma[\chi_{c1}(3872) \rightarrow D^0 \bar{D}^0 \pi^0]$  one can use the branching fraction quoted in the Particle Data Group [24] to obtain a bound on  $\Gamma[\chi_{c1}(3872)]$ . Ref. [20] also fits the line shape of the  $\chi_{c1}(3872)$  with the Flatté line shape which properly accounts for two channels (in this case  $D^0 \bar{D}^{*0}$  and  $D^+ D^{*-}$ ). In this case, they find a much narrower lineshape with FWHM (full width half maximum) equal to  $0.22_{-0.06-0.13}^{+0.07+0.11}$  MeV. Note that the  $D^+ D^{*-}$  threshold is 8.2 MeV above the mass of  $D^0 \bar{D}^{*0}$ . The two thresholds in the case of  $T_{cc}^+$  are only 1.4 MeV apart so coupled channel effects clearly need to be accounted for.

The point of this paper is to calculate the strong and electromagnetic decays of  $T_{cc}^+$  using an effective theory which treats the constituents of the  $T_{cc}^+$  as nonrelativistic particles. We find that our leading order (LO) rates for  $T_{cc}^+ \rightarrow D^0 D^0 \pi^+$ ,  $D^0 D^+ \pi^0$ , and  $D^0 D^+ \gamma$  are comparable to other recent analyses [6, 9, 12, 13]. We also calculate differential distributions in the invariant mass  $m_{DD}$  of the charm meson constituents of the final state. As argued in Ref. [25] for  $\chi_{c1}(3872)$ , these distributions are strongly peaked near maximal energy of the pion/photon and are sensitive to the molecular character of  $T_{cc}^+$ . If  $T_{cc}^+$  is a shallow molecule of  $D^0 D^{*+}/D^+ D^{*0}$ , it is conceivable that shallow bound states of  $D^0 D^+$  and  $D^0 D^0$  could also exist, opening up another decay channel for  $T_{cc}^+$ . We calculate these decay rates, which proceed through triangle diagrams in the EFT, under the assumption that the binding energies are between 0 and 5 MeV. If these channels exist they could increase the width of  $T_{cc}^+$  by as much as 150 keV.

The effective field theory we will develop is essentially XEFT, first developed in Ref. [23] and further applied in Refs. [21, 26–38]; for other EFT analyses of the  $\chi_{c1}(3872)$  see Refs. [39–52]. The main difference here is that there are two nearly degenerate channels so we will have to solve the coupled channel problem for  $D^0 D^{*+}$  and  $D^+ D^{*0}$ . Note in this paper we will only be working at LO, and in this approximation, the predictions can be obtained from effective range theory, as first done for the  $\chi_{c1}(3872)$  by Voloshin in Ref. [22]. EFT can be used to compute the effect of loops with pions, range corrections, and rescattering effects which are not included in our calculations. Previous experience using XEFT [25] will inform our discussion of the uncertainties in the LO calculation of this paper.

The Lagrangian for an effective theory for  $T_{cc}^+$  is

$$\begin{aligned} \mathcal{L} = & H^{*i\dagger} \left( i\partial^0 + \frac{\nabla^2}{2m_{H^*}} - \delta^* \right) H^{*i} + H^\dagger \left( i\partial^0 + \frac{\nabla^2}{2m_H} - \delta \right) H \\ & + \frac{g}{f_\pi} H^\dagger \partial^i \pi H^{*i} + \text{h.c.} + \frac{1}{2} H^\dagger \mu_D \vec{B}^i H^{*i} + \text{h.c.} \\ & - C_0 (H^{*T} \tau_2 H)^\dagger (H^{*T} \tau_2 H) - C_1 (H^{*T} \tau_2 \tau_a H)^\dagger (H^{*T} \tau_2 \tau_a H). \end{aligned} \quad (3)$$

Here  $H$  and  $H^{*i}$  are isodoublets of the pseudovector and vector fields,

$$H = \begin{pmatrix} D^0 \\ D^+ \end{pmatrix} \quad H^{*i} = \begin{pmatrix} D^{*0i} \\ D^{*+i} \end{pmatrix}. \quad (4)$$

The first line of Eq. (3) contains kinetic terms for charm mesons;  $\delta$  and  $\delta^*$  are the diagonal matrices of residual masses, whose entries are defined by  $\delta_{ii}^{(*)} = M_{D^{(*)i}} - M_{D^0}$ ,  $i = 0, +$ . The second line contains the coupling of charm mesons to pions and photons. The pion field is the matrix

$$\pi = \begin{pmatrix} \pi^0/\sqrt{2} & \pi^+ \\ \pi^- & -\pi^0/\sqrt{2} \end{pmatrix}, \quad (5)$$

$g = 0.54$  is the axial coupling of heavy hadron chiral perturbation theory (HH $\chi$ PT) [53–55],  $f_\pi = 130$  MeV is the pion decay constant, and the coupling is appropriate for a relativistically normalized pion field. The kinetic terms for pions are not shown since they will not be needed. In the coupling to the magnetic field,  $\vec{B}$ ,  $\mu_D$  is the matrix of transition magnetic moments,  $\mu_D = \text{diag}(\mu_{D^0}, \mu_{D^+})$ . This interaction can be derived from HH $\chi$ PT [56, 57]. We will fix the numerical values of  $\mu_{D^+}$  and  $\mu_{D^0}$  to give the partial widths  $\Gamma[D^{*+} \rightarrow D^+ \gamma] = 1.33$  keV and  $\Gamma[D^{*0} \rightarrow D^0 \gamma] = 19.9$  keV at tree level. The first partial width is the central value that can be obtained from the particle data group (PDG) [24]. The second partial width is obtained by using isospin symmetry to relate  $\Gamma[D^{*0} \rightarrow D^0 \pi^0]$  to  $\Gamma[D^{*+} \rightarrow D^+ \pi^0]$  which can be extracted from the PDG. Then the branching ratios for  $\text{Br}[D^{*0} \rightarrow D^{*0} \gamma]$  and  $\text{Br}[D^{*0} \rightarrow D^{*0} \pi^0]$  in the PDG can be used to determine  $\Gamma[D^{*0} \rightarrow D^0 \gamma]$  [58]. Note that in HH $\chi$ PT at tree level

$$\mu_{D^0} = \frac{2e}{3} \beta + \frac{2e}{3m_c} \quad \mu_{D^+} = -\frac{e}{3} \beta + \frac{2e}{3m_c}, \quad (6)$$

where the parameter  $\beta$  is defined in Refs. [56, 57]. In the heavy quark limit  $\mu_{D^0} > 0$  and  $\mu_{D^+} < 0$ , our values for these parameters are consistent with this.

The terms in the last line of Eq. (3) are contact interactions that mediate  $D^* D$  scattering. The term with  $C_0$  mediates scattering in the  $I = 0$  channel,  $D^0 D^{*+} - D^+ D^{*0}$ , the term with  $C_1$  mediates scattering in the  $I = 1$  channel,  $D^0 D^{*+} + D^+ D^{*0}$ . The  $\tau_a$  are Pauli matrices acting in isospin space. In terms of the charm meson fields, the relevant interactions can be written as

$$\mathcal{L} = - \begin{pmatrix} D^{0\dagger} D^{*+} & D^{+\dagger} D^{*0} \end{pmatrix} \begin{pmatrix} C_0 + C_1 & -C_0 + C_1 \\ -C_0 + C_1 & C_0 + C_1 \end{pmatrix} \begin{pmatrix} D^0 D^{*+} \\ D^+ D^{*0} \end{pmatrix}. \quad (7)$$

A similar coupled channel problem appears in, for example, Ref. [59]; solving it yields a T-matrix of the form of Eqs. (15)–(17) of that paper. Parameters of that T-matrix must be tuned so that there is a pole in the T-matrix corresponding to the  $T_{cc}^+$ . In the vicinity of the pole the T-matrix can be parametrized as

$$T = \frac{1}{E + E_T} \begin{pmatrix} g_0^2 & g_0 g_1 \\ g_0 g_1 & g_1^2 \end{pmatrix}. \quad (8)$$

	I=0	I=1	$\Gamma_{\max}$
$\theta$	$-32.4^\circ$	$32.4^\circ$	$-8.34^\circ$
$\Gamma[T_{cc}^+ \rightarrow D^0 D^0 \pi^+]$	32	32	44
$\Gamma[T_{cc}^+ \rightarrow D^+ D^0 \pi^0]$	15	3.8	13
$\Gamma[T_{cc}^+ \rightarrow D^+ D^0 \gamma]$	6.1	2.8	1.9
$\Gamma[T_{cc}^+]$	52	38	58

TABLE I: Partial and total widths in units of keV for three choices of  $\theta$ . The angle for  $\Gamma_{\max}$  is chosen to maximize the decay width for these channels.

Here  $E_T$  is the binding energy of the  $T_{cc}^+$ , and  $g_0$  and  $g_1$  give the coupling to each of the channels. The subscript 0(+) refers to the charge of the pseudoscalar meson in that channel. These couplings obey the relation

$$g_0^2 \Sigma'_0(-E_T) + g_+^2 \Sigma'_+(-E_T) = 1, \quad (9)$$

where the derivatives of the self energies are given by

$$\Sigma'_0(-E_T) = \frac{\mu_0^2}{2\pi\gamma_0} \quad \Sigma'_+(-E_T) = \frac{\mu_+^2}{2\pi\gamma_+}. \quad (10)$$

Here the reduced masses are  $\mu_0 = (1/m_{D^0} + 1/m_{D^{*+}})^{-1}$ ,  $\mu_+ = (1/m_{D^+} + 1/m_{D^{*0}})^{-1}$ , and the binding momenta for each channel are given by:

$$\begin{aligned} \gamma_0^2 &= 2\mu_0(m_{D_0} + m_{D^{*+}} - m_T) \\ \gamma_+^2 &= 2\mu_0(m_{D_+} + m_{D^{*0}} - m_T). \end{aligned} \quad (11)$$

The mass of the of  $T_{cc}^+$ ,  $m_T$ , is taken to be the central value of the Breit-Wigner distribution in Eq. (1). To satisfy Eq. (9) we define

$$g_0^2 = \frac{\cos^2 \theta}{\Sigma'_0(-E_T)} \quad g_+^2 = \frac{\sin^2 \theta}{\Sigma'_+(-E_T)}, \quad (12)$$

and in what follows we will abbreviate  $\sin \theta = s_\theta$  and  $\cos \theta = c_\theta$ . If the  $T_{cc}^+$  is a pure  $I = 0$  state  $g_0 = -g_1$ , which is obtained if  $\theta = -32.4^\circ$ . This is the most likely isospin assignment for the  $T_{cc}^+$ . In the tetraquark picture of the  $T_{cc}^+$  the light  $\bar{u}\bar{d}$  are in an  $I = 0$  diquark configuration and the  $I = 1$  diquark is expected to be heavier by  $\approx 205$  MeV (this is the  $\Sigma - \Lambda$  mass difference in the light quark as well as bottom and charm quark sectors).

With all relevant terms in the Lagrangian described, obtaining the decay rates is straightforward. The tree level diagrams for the decay involve the  $T_{cc}^+$  coupling to one of the two channels followed by a  $D^*$  decay to a  $D$  and a pion or a photon (see Fig. 1). For the strong decay rates we find:

$$\frac{d\Gamma[T_{cc}^+ \rightarrow D^0 D^0 \pi^+]}{dp_{D_1^0}^2 dp_{D_2^0}^2} = c_\theta^2 \frac{g^2}{(4\pi f_\pi)^2} \frac{2\gamma_0 p_\pi^2}{3} \left[ \frac{1}{p_{D_1^0}^2 + \gamma_0^2} + \frac{1}{p_{D_2^0}^2 + \gamma_0^2} \right]^2, \quad (13)$$

and

$$\frac{d\Gamma[T_{cc}^+ \rightarrow D^0 D^+ \pi^0]}{dp_{D^+}^2 dp_{D^0}^2} = \frac{g^2}{(4\pi f_\pi)^2} \frac{2p_\pi^2}{3} \left[ \frac{\sqrt{\gamma_0} c_\theta}{p_{D^+}^2 + \gamma_0^2} - \frac{\sqrt{\gamma_+} s_\theta}{p_{D^0}^2 + \gamma_+^2} \right]^2. \quad (14)$$

In Eq. (13) and Eq. (14), if we take  $c_\theta = -s_\theta = 1/\sqrt{2}$  and  $\gamma_0 = \gamma_+ = \gamma$  we recover the expression for the differential rate for  $\chi_{c1}(3872) \rightarrow D^0 \bar{D}^0 \pi^0$  found in Ref. [23]. For the electromagnetic decay we find:

$$\frac{d\Gamma[T_{cc}^+ \rightarrow D^0 D^+ \gamma]}{dp_{D^+}^2 dp_{D^0}^2} = \frac{E_\gamma^2}{6\pi^2} \left[ \frac{\sqrt{\gamma_0} c_\theta \mu_{D^0}}{p_{D^+}^2 + \gamma_0^2} - \frac{\sqrt{\gamma_+} s_\theta \mu_{D^+}}{p_{D^0}^2 + \gamma_+^2} \right]^2. \quad (15)$$

Integrating these expressions over three-body phase space yields the results shown in Table I. The results are given for  $\theta = -32.4^\circ$  ( $I = 0$ ),  $\theta = +32.4^\circ$  ( $I = 1$ ), and  $\theta = -8.34^\circ$ , which turns out to maximize the total width of the three-body decays. We find the total strong decay widths are 47 keV, 36 keV, and 57 keV, respectively, and

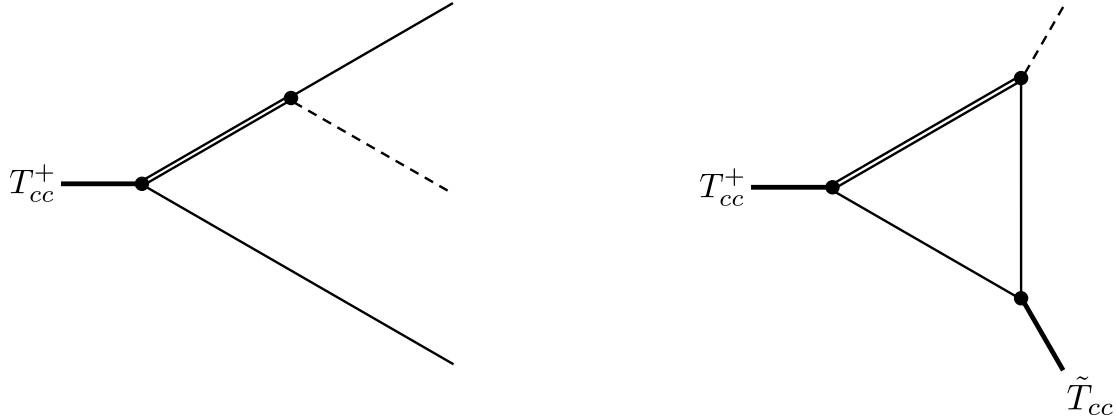


FIG. 1: The tree-level and one-loop diagrams for the decay of the  $T_{cc}^+$ . The thick lines represent  $T_{cc}$  and  $\tilde{T}_{cc}$  tetraquarks, the single thin lines represent  $D$  mesons, the double lines represent  $D^*$  mesons, and the dashed lines represent pions or photons.

electromagnetic decay widths of 6.1 keV, 2.8 keV, and 58 keV. For the  $I = 0$  case, the total decay width for all three tree level decays is about 52 keV, which is close to the LHCb unitarized Breit-Wigner fit in Eq. (2).

Next we compare our results to previous theoretical calculations. Of the four papers previously cited for calculations of the decay [6, 9, 12, 13], Ref. [6] uses methods that are most similar to ours. They solve a nonrelativistic coupled channel problem to infer the coupling of the  $T_{cc}^+$  to the  $D^*D$  states and evaluate diagrams that are identical to ours, albeit with relativistically invariant interactions. Since the charm mesons in the final state are highly nonrelativistic, this should not be an important difference. They assume  $T_{cc}^+$  is an  $I = 0$  state. Our strong decay width for  $I = 0$  case is comparable to theirs, but our electromagnetic decay width is smaller by a factor of  $\sim 3$ . Ref. [9] convolves the same Feynman diagrams with a bound state wavefunction for the  $T_{cc}^+$ . They also fix the coupling of the  $T_{cc}^+$  using the compositeness condition. Their predictions for the strong decay width and electromagnetic widths are very close to ours for the  $I = 0$  case. Ref. [12] solves the Bethe-Salpeter equation for a potential between  $D^*D$  mesons obtained from vector meson exchange and short distance interactions. These are tuned to produced a pole in the T-matrix at the mass of the  $T_{cc}^+$ . A Feynman diagram identical to ours with a relativistic Breit-Wigner for each  $D^*$ -meson propagator is evaluated and a strong decay width of 80 KeV, slightly larger than ours, is extracted from the line shape. Ref. [13] convolves the  $D^*D\pi$  amplitude with an effective range theory wavefunction to calculate a strong decay width of about 50 keV at LO, which increases to 57 keV when next-to-leading-order (NLO) diagrams involving two-body operators are included. They also argue final state  $D^0\bar{D}^0$  interactions can further increase the width.

We now turn to a brief discussion of uncertainties which will be qualitative. Ref. [25] studied the decay  $\Gamma[\chi_{c1}(3872) \rightarrow D^0\bar{D}^0\pi^0]$ . There are several effects that appear in the NLO calculation: loops with pions, range corrections, final state  $\pi^0 D^0(\pi^0\bar{D}^0)$  rescattering and  $D^0\bar{D}^0$  rescattering. Pion loops have a negligible effect on the width [23].  $D^0\bar{D}^0$  rescattering is unconstrained by experimental data. The coefficient of a contact interaction mediating  $D^0\bar{D}^0$  scattering is arbitrarily varied between  $\pm 1 \text{ fm}^2$  and this turns out to dominate the uncertainty. The total uncertainty was  $^{+50\%}_{-30\%}$  when the binding energy of the  $\chi_{c1}(3872)$  is 0.2 MeV. However the uncertainty reduces by about half in the limit of zero binding energy, which is appropriate for  $T_{cc}^+$ , whose binding energy is much smaller than 0.2 MeV. We expect similar uncertainties in the prediction for the width of  $T_{cc}^+$  as  $D^0\bar{D}^0$  scattering is also not constrained. Also it is not clear that the range over which the contact interaction in Ref. [25] is varied was sufficiently large. The quoted range assumes the  $D^0\bar{D}^0$  scattering length is not larger than 1 fm, and hadron scattering lengths have been observed to be larger than that in many cases. Finally, extrapolating from the calculations in Ref. [25] is not totally straightforward because there is no coupled channel problem in that case. It would be interesting to perform a study similar to Ref. [25] for  $T_{cc}^+$  and also obtain constraints on charm meson scattering lengths from the lattice. Some information on  $\pi D$  scattering lengths from the lattice is available [60, 61].

Ref. [25] argues that while the partial width suffers from considerable uncertainty, the prediction of the energy spectrum of the pion in the final state is robust, up to normalization. The spectrum is highly peaked near maximal energy and the location of the peak and shape of the distribution are not affected by NLO effects. They also observed that the location of the peak in the distribution is sensitive to the binding of the  $X(3873)$ , which provides an alternative way of extracting this quantity from data. In this paper, for the case  $I = 0$ , we plot the differential

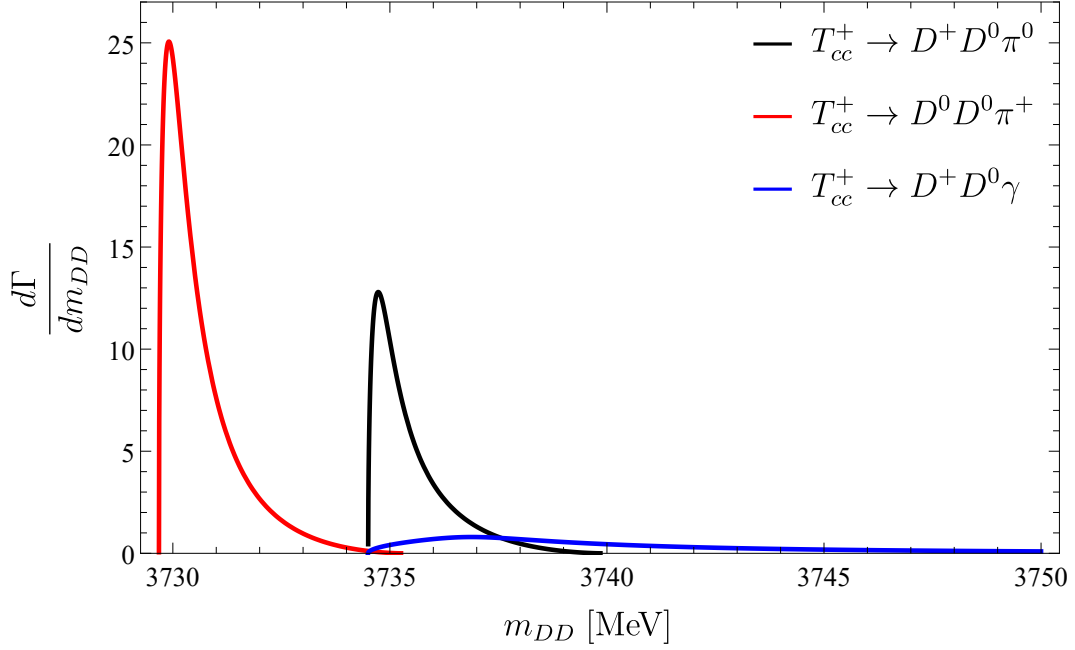


FIG. 2: Differential decay rates for  $T_{cc}^+$  three-body decays.

decay rate as a function of the invariant mass of the  $DD$  pair,  $m_{DD}$ , in Fig. 2. The differential rates are related by  $d\Gamma/dm_{DD} = (m_T/m_{DD})d\Gamma/dE_{\pi,\gamma}$ . Note that maximal pion or photon energy corresponds minimal  $m_{DD}$ . By analogy with similar conclusions about the  $\chi_{c1}(3872)$  in XEFT [25], the sharpness of the peaks is due to the molecular nature of the  $T_{cc}^+$  which leads to a pole in the  $D^*$  propagator in the diagrams for  $T_{cc}^+$  decay. Finally, comparing Fig. 2 with Fig. 4 of Ref. [2], we see that the shapes and relative normalization are in remarkably good agreement with the mass distributions extracted by LHCb.

Finally we consider the possibility that in addition to  $T_{cc}^+$  there are also shallow bound states of  $D^0 D^+$  ( $\tilde{T}_{cc}^+$ ) and  $D^0 D^0$  ( $\tilde{T}_{cc}^0$ ). As stated earlier, the total decay rate in the  $I = 0$  channel for the three three-body processes is about 52 keV, which agrees well with the LHCb width in Eq. (2), but is considerably lower than the width in Eq. (1). The large discrepancy between the two fits to the experimental data makes it worthwhile to consider other possible decay channels which could increase the predicted decay width of the  $T_{cc}^+$ . So we will consider two-body decays involving the  $\tilde{T}_{cc}$  bound states. Reviewing the theory predictions collected in Ref. [1] most  $I = 1$   $J^P = 0^+$  doubly charm tetraquarks are predicted to be a few hundred MeV above the  $DD$  threshold, though Refs. [62, 63] have predictions for an  $I = 1$   $J^P = 0^+$  tetraquark less than 1.5 MeV above threshold. Given theoretical uncertainties it seems at least conceivable that shallow bound states of pseudoscalar charm mesons could exist. The triangle diagram mediating those decays is shown in Fig. 1. Using the same coupled-channel analysis used for the three-body decays, the rates for two-body strong decays are

$$\begin{aligned}\Gamma[T_{cc}^+ \rightarrow \tilde{T}_{cc}^+ \pi^0] &= \frac{|\mathbf{p}_\pi| m_{\tilde{T}}}{6\pi m_T} \left( \frac{g}{\sqrt{2} f_\pi} \right)^2 |c_\theta F(m_{D^0}, m_{D^{*+}}, m_{D^+}, m_{\tilde{T}}) - s_\theta F(m_{D^+}, m_{D^{*0}}, m_{D^0}, m_{\tilde{T}})|^2, \\ \Gamma[T_{cc}^+ \rightarrow \tilde{T}_{cc}^0 \pi^+] &= \frac{|\mathbf{p}_\pi| m_{\tilde{T}}}{6\pi m_T} \left( \frac{g}{f_\pi} \right)^2 |c_\theta F(m_{D^0}, m_{D^{*+}}, m_{D^0}, m_{\tilde{T}})|^2,\end{aligned}\quad (16)$$

and the rate for the two-body electromagnetic decay is

$$\Gamma[T_{cc}^+ \rightarrow \tilde{T}_{cc}^+ \gamma] = \frac{|\mathbf{p}_\gamma| m_{\tilde{T}}}{3\pi m_T} |\mu_{D^+} c_\theta F(m_{D^0}, m_{D^{*+}}, m_{D^+}, m_{\tilde{T}}) + \mu_{D^0} s_\theta F(m_{D^+}, m_{D^{*0}}, m_{D^0}, m_{\tilde{T}})|^2. \quad (17)$$

Here  $m_{\tilde{T}}$  is the mass of the  $\tilde{T}_{cc}$  in the decay and the function  $F(m_1, m_2, m_3, m_{\tilde{T}})$  comes from evaluating the triangle diagram and is given by

$$F(m_1, m_2, m_3, m_{\tilde{T}}) = \sqrt{\frac{\gamma_{12}\gamma_{13}}{b^2}} \left[ \tan^{-1} \left( \frac{c_2 - c_1}{2\sqrt{c_2 b^2 \mathbf{p}_\pi^2}} \right) + \tan^{-1} \left( \frac{2b^2 \mathbf{p}_\pi^2 + c_1 - c_2}{2\sqrt{b^2 \mathbf{p}_\pi^2 (c_2 - b^2 \mathbf{p}_\pi^2)}} \right) \right], \quad (18)$$

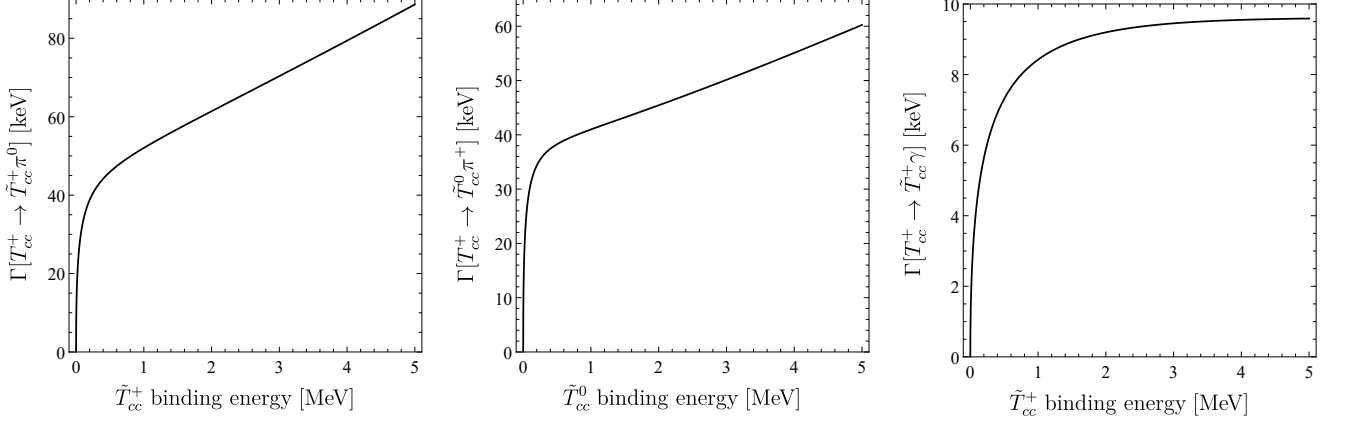


FIG. 3: Decay rates for the  $T_{cc}^+$  to  $\tilde{T}_{cc}$  and a pion/photon as a function of the  $\tilde{T}_{cc}$  binding energy for  $\theta = -32.4^\circ$ .

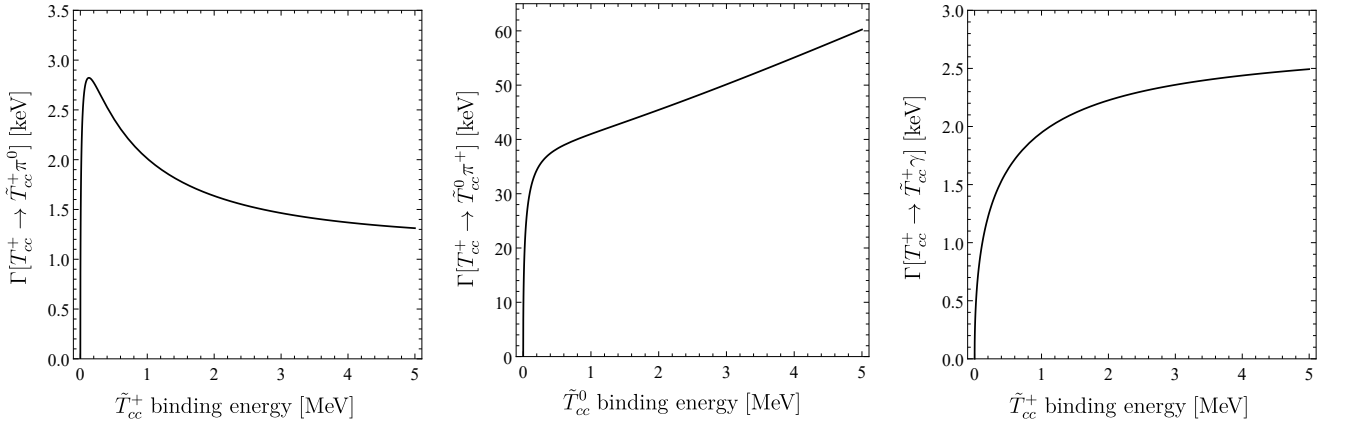


FIG. 4: Decay rates for the  $T_{cc}^+$  to  $\tilde{T}_{cc}$  and a pion/photon as a function of the  $\tilde{T}_{cc}$  binding energy for  $\theta = +32.4^\circ$ .

where the various parameters are given by

$$\begin{aligned} \gamma_{12} &= \sqrt{-2\mu_{12}(m_T - m_1 - m_2)} & \gamma_{13} &= \sqrt{-2\mu_{13}(E_{\tilde{T}} - m_1 - m_3)} \\ \mu_{ij}^{-1} &= m_i^{-1} + m_j^{-1} & c_1 &= \gamma_{12}^2 & c_2 &= \frac{\mu_{13}}{m_3} \mathbf{p}_\pi^2 + \gamma_{13}^2 & b &= \mu_{13}/m_3. \end{aligned} \quad (19)$$

We plot the decay rate for these processes as a function of the binding energy of the  $\tilde{T}_{cc}^{+/-}$ . In the  $I = 0$  channel, shown in Fig. 3, the decay rate strictly increases with the binding energy in the domain  $[0, 5]$  MeV. The  $I = 1$  channel is shown in Fig. 4, we see that the neutral pion decay is greatly suppressed and has a local maximum at very small binding energy. This is presumably because of an accidental cancellation between the two amplitudes for this process at this particular angle. If we choose  $\theta = -8.34^\circ$ , shown in Fig. 5, the plots of the width as a function of binding energy are very similar to Fig. 3. In the  $I = 0$  channel the decay width of the  $T_{cc}^+$  could be enhanced by as much as 150 keV if the binding energy of  $\tilde{T}_{cc}^0$  and  $\tilde{T}_{cc}^+$  are as large as 5 MeV. This would bring the EFT prediction for the width much closer to the experimental result in Eq. (1), including the uncertainty, albeit far above the unitarized Breit-Wigner result in Eq. (2). If the binding energy of these states is the same as  $T_{cc}^+$  the width will be increased by about 80 keV. Note the effect of bound state decay on the total decay rate is much larger than the error estimate of  $D^0 \bar{D}^0$  rescattering effects in Ref. [25]. The range of values for the contact interaction mediating  $D^0 \bar{D}^0$  scattering in Ref. [25] does not include scattering lengths that are sufficiently large to accommodate shallow bound states.

To summarize, we have developed an EFT for the  $T_{cc}^+$  which is applicable if it is primarily a molecular state coupled to the  $D^0 D^{*+}$  and  $D^+ D^{*0}$  channels. This theory is used to calculate the partial widths for the decays  $T_{cc}^+ \rightarrow D^0 D^0 \pi^+$ ,  $D^0 D^+ \pi^0$  and  $D^0 D^+ \gamma$ . The calculated total width from these three decays is close to the value of the width extracted from fitting experimental data with a unitarized Breit-Wigner line shape [2]. Furthermore, our calculations are consistent with other theoretical calculations assuming a molecular interpretation of  $T_{cc}^+$  [6, 9, 12, 13].

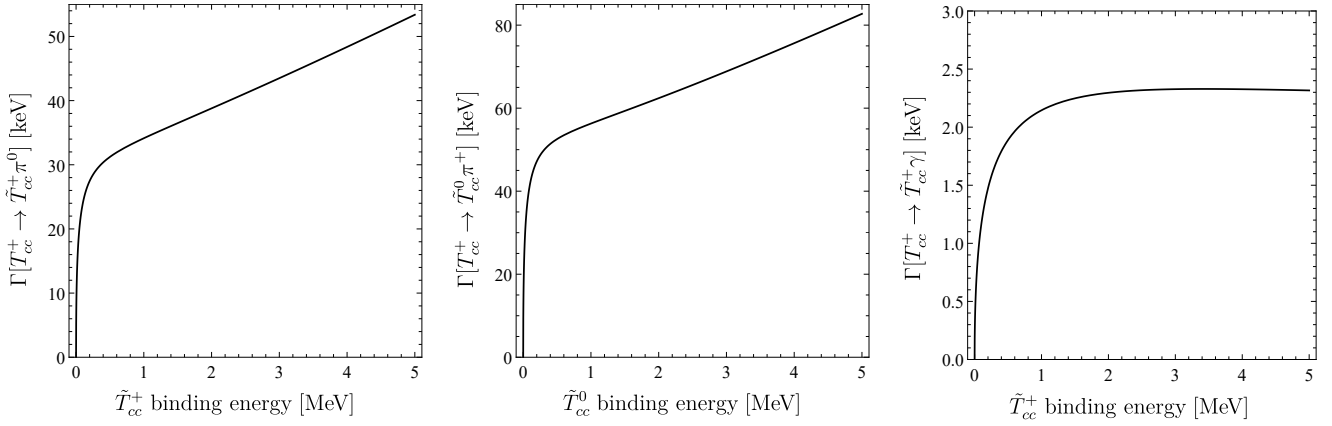


FIG. 5: Decay rates for the  $T_{cc}^+$  to  $\tilde{T}_{cc}$  and a pion/photon as a function of the  $\tilde{T}_{cc}$  binding energy for  $\theta = -8.34^\circ$ .

We emphasize that the uncertainties on the total width due to final state rescattering effects are potentially quite large by considering a NLO calculation for a similar  $\chi_{c1}(3872)$  decay in Ref. [25]. Our EFT predictions for the differential spectra as a function of the invariant mass of the  $DD$  pair show good agreement with the LHCb mass distributions [2]. Finally, we entertained the possibility of shallow bound states of pseudoscalar charm mesons. If such states exist, the two-body decay of  $T_{cc}^+$  to these bound states would greatly enhance its width. If the width of  $T_{cc}^+$  confirmed to be  $\approx 50$  keV, our calculation provides strong evidence that these states do not exist.

**Acknowledgments** - T. M. and R. H. thank I. Low and A. Mohapatra for helpful discussions, and L. Dai for supplying a Mathematica code which was modified to produce the results in this paper. The authors also thank M. P. Valderrama for a careful reading of the manuscript as well as insightful discussions. T. M. and R. H. are supported by the U.S. Department of Energy, Office of Science, Office of Nuclear Physics under grant Contract Numbers DE-FG02-05ER41367. S. F. is supported by the U.S. Department of Energy, Office of Science, Office of Nuclear Physics, under award number DE-FG02-04ER41338.

- 
- [1] R. Aaij, A. S. W. Abdelmotteleb, C. A. Beteta, F. J. A. Gallego, T. Ackernley, B. Adeva, M. Adinolfi, H. Afshar-nia, C. Agapopoulou, C. A. Aidala, et al. (LHCb), *Observation of an exotic narrow doubly charmed tetraquark* (2021), 2109.01038.
  - [2] R. Aaij et al. (LHCb) (2021), 2109.01056.
  - [3] F. Muheim (2021), the European Physical Society Conference on High Energy Physics, URL <https://indico.desy.de/event/28202/contributions/102717/>.
  - [4] I. Polyakov (2021), the European Physical Society Conference on High Energy Physics, URL <https://indico.desy.de/event/28202/contributions/105627/>.
  - [5] L. An (2021), 19th International Conference on Hadron Spectroscopy and Structure, URL <https://indico.nucleares.unam.mx/event/1541/session/4/contribution/35/material/slides/0.pdf>.
  - [6] L. Meng, G.-J. Wang, B. Wang, and S.-L. Zhu (2021), 2107.14784.
  - [7] S. S. Agaev, K. Azizi, and H. Sundu (2021), 2108.00188.
  - [8] T.-W. Wu, Y.-W. Pan, M.-Z. Liu, S.-Q. Luo, X. Liu, and L.-S. Geng (2021), 2108.00923.
  - [9] X.-Z. Ling, M.-Z. Liu, L.-S. Geng, E. Wang, and J.-J. Xie (2021), 2108.00947.
  - [10] R. Chen, Q. Huang, X. Liu, and S.-L. Zhu (2021), 2108.01911.
  - [11] X.-K. Dong, F.-K. Guo, and B.-S. Zou (2021), 2108.02673.
  - [12] A. Feijoo, W. H. Liang, and E. Oset (2021), 2108.02730.
  - [13] M.-J. Yan and M. P. Valderrama (2021), 2108.04785.
  - [14] L.-Y. Dai, X. Sun, X.-W. Kang, A. P. Szczepaniak, and J.-S. Yu (2021), 2108.06002.
  - [15] X.-Z. Weng, W.-Z. Deng, and S.-L. Zhu (2021), 2108.07242.
  - [16] Y. Huang, H. Q. Zhu, L.-S. Geng, and R. Wang (2021), 2108.13028.
  - [17] R. Chen, N. Li, Z.-F. Sun, X. Liu, and S.-L. Zhu (2021), 2108.12730.
  - [18] Q. Xin and Z.-G. Wang (2021), 2108.12597.
  - [19] C. Hanhart, Y. Kalashnikova, P. Matuschek, R. Mizuk, A. Nefediev, and Q. Wang, *Physical Review Letters* **115** (2015), ISSN 1079-7114, URL <http://dx.doi.org/10.1103/PhysRevLett.115.202001>.
  - [20] R. Aaij et al. (LHCb), *Phys. Rev. D* **102**, 092005 (2020), 2005.13419.
  - [21] T. Mehen, *Phys. Rev. D* **92**, 034019 (2015), 1503.02719.

- [22] M. B. Voloshin, Phys. Lett. **B579**, 316 (2004), hep-ph/0309307.
- [23] S. Fleming, M. Kusunoki, T. Mehen, and U. van Kolck, Phys. Rev. **D76**, 034006 (2007), hep-ph/0703168.
- [24] P. Zyla et al. (Particle Data Group), PTEP **2020**, 083C01 (2020).
- [25] L. Dai, F.-K. Guo, and T. Mehen, Phys. Rev. D **101**, 054024 (2020), 1912.04317.
- [26] S. Fleming and T. Mehen, Phys. Rev. **D78**, 094019 (2008), 0807.2674.
- [27] S. Fleming and T. Mehen, Phys. Rev. **D85**, 014016 (2012), 1110.0265.
- [28] T. Mehen and R. Springer, Phys. Rev. **D83**, 094009 (2011), 1101.5175.
- [29] A. Margaryan and R. P. Springer, Phys. Rev. **D88**, 014017 (2013), 1304.8101.
- [30] E. Braaten, H.-W. Hammer, and T. Mehen, Phys. Rev. **D82**, 034018 (2010), 1005.1688.
- [31] D. L. Canham, H.-W. Hammer, and R. P. Springer, Phys. Rev. **D80**, 014009 (2009), 0906.1263.
- [32] M. Jansen, H.-W. Hammer, and Y. Jia, Phys. Rev. **D89**, 014033 (2014), 1310.6937.
- [33] M. Jansen, H.-W. Hammer, and Y. Jia, Phys. Rev. **D92**, 114031 (2015), 1505.04099.
- [34] M. H. Alhakami and M. C. Birse, Phys. Rev. **D91**, 054019 (2015), 1501.06750.
- [35] E. Braaten, Phys. Rev. **D91**, 114007 (2015), 1503.04791.
- [36] E. Braaten, L.-P. He, K. Ingles, and J. Jiang, Phys. Rev. D **101**, 096020 (2020), 2004.12841.
- [37] E. Braaten, L.-P. He, and J. Jiang, Phys. Rev. D **103**, 036014 (2021), 2010.05801.
- [38] E. Braaten, L.-P. He, K. Ingles, and J. Jiang, Phys. Rev. D **103**, L071901 (2021), 2012.13499.
- [39] M. T. AlFiky, F. Gabbiani, and A. A. Petrov, Phys. Lett. **B640**, 238 (2006), hep-ph/0506141.
- [40] V. Baru, A. A. Filin, C. Hanhart, Yu. S. Kalashnikova, A. E. Kudryavtsev, and A. V. Nefediev, Phys. Rev. **D84**, 074029 (2011), 1108.5644.
- [41] M. P. Valderrama, Phys. Rev. **D85**, 114037 (2012), 1204.2400.
- [42] J. Nieves and M. P. Valderrama, Phys. Rev. **D86**, 056004 (2012), 1204.2790.
- [43] V. Baru, E. Epelbaum, A. A. Filin, C. Hanhart, U. G. Meissner, and A. V. Nefediev, Phys. Lett. **B726**, 537 (2013), 1306.4108.
- [44] F.-K. Guo, C. Hanhart, U.-G. Meißner, Q. Wang, and Q. Zhao, Phys. Lett. **B725**, 127 (2013), 1306.3096.
- [45] F.-K. Guo, C. Hidalgo-Duque, J. Nieves, and M. P. Valderrama, Phys. Rev. **D88**, 054007 (2013), 1303.6608.
- [46] V. Baru, E. Epelbaum, A. A. Filin, F.-K. Guo, H.-W. Hammer, C. Hanhart, U.-G. Meißner, and A. V. Nefediev, Phys. Rev. **D91**, 034002 (2015), 1501.02924.
- [47] M. Schmidt, M. Jansen, and H. W. Hammer, Phys. Rev. **D98**, 014032 (2018), 1804.00375.
- [48] S. Sakai, E. Oset, and F.-K. Guo, Phys. Rev. D **101**, 054030 (2020), 2002.03160.
- [49] R. Molina and E. Oset, Eur. Phys. J. C **80**, 451 (2020), 2002.12821.
- [50] S. Sakai, H.-J. Jing, and F.-K. Guo, Phys. Rev. D **102**, 114041 (2020), 2008.10829.
- [51] L. Contessi, J. Kirscher, and M. Pavon Valderrama, Phys. Rev. D **103**, 056001 (2021), 2008.12268.
- [52] Q. Wu, D.-Y. Chen, and T. Matsuki, Eur. Phys. J. C **81**, 193 (2021), 2102.08637.
- [53] M. B. Wise, Phys. Rev. **D45**, R2188 (1992).
- [54] G. Burdman and J. F. Donoghue, Phys. Lett. **B280**, 287 (1992).
- [55] T.-M. Yan, H.-Y. Cheng, C.-Y. Cheung, G.-L. Lin, Y. C. Lin, and H.-L. Yu, Phys. Rev. **D46**, 1148 (1992), [Erratum: Phys. Rev.D55,5851(1997)].
- [56] J. F. Amundson, C. G. Boyd, E. E. Jenkins, M. E. Luke, A. V. Manohar, J. L. Rosner, M. J. Savage, and M. B. Wise, Phys. Lett. B **296**, 415 (1992), hep-ph/9209241.
- [57] I. W. Stewart, Nucl. Phys. B **529**, 62 (1998), hep-ph/9803227.
- [58] J. Hu and T. Mehen, Phys. Rev. D **73**, 054003 (2006), hep-ph/0511321.
- [59] T. Mehen and J. W. Powell, Phys. Rev. **D84**, 114013 (2011), 1109.3479.
- [60] L. Liu, K. Orginos, F.-K. Guo, C. Hanhart, and U.-G. Meißner, Phys. Rev. **D87**, 014508 (2013), 1208.4535.
- [61] D. Mohler, S. Prelovsek, and R. M. Woloshyn, Physical Review D **87** (2013), ISSN 1550-2368, URL <http://dx.doi.org/10.1103/PhysRevD.87.034501>.
- [62] Y. Tan, W. Lu, and J. Ping, The European Physical Journal Plus **135** (2020), ISSN 2190-5444, URL <http://dx.doi.org/10.1140/epjp/s13360-020-00741-w>.
- [63] Y. Yang, C. Deng, J. Ping, and T. Goldman, Phys. Rev. D **80**, 114023 (2009), URL <https://link.aps.org/doi/10.1103/PhysRevD.80.114023>.