

chaos in self-gravitating many-body systems

Lyapunov time dependence of N and the influence of general relativity

S. F. Portegies Zwart¹, T. C. N. Boekholt², E. H. Por³, A. S. Hamers⁴, and S.L.W. McMillan⁵

¹ Leiden Observatory, Leiden University, PO Box 9513, 2300 RA, Leiden, The Netherlands
e-mail: spz@strw.leidenuniv.nl

² Rudolf Peierls Centre for Theoretical Physics, Clarendon Laboratory, Parks Road, Oxford, OX1 3PU, UK
e-mail: tjarda.boekholt@physics.ox.ac.uk

³ Space Telescope Science Institute, 3700 San Martin Drive, Baltimore, MD 21218, USA e-mail: epor@stsci.edu

⁴ Max-Planck-Institut für Astrophysik, Karl-Schwarzschild-Str. 1, 85741 Garching, Germany

⁵ Department of Physics, Drexel University, Philadelphia, PA 19104, USA

Received March 29, 2021; accepted March St. Juttemis

ABSTRACT

In self-gravitating N -body systems, small perturbations introduced at the start, or infinitesimal errors produced by the numerical integrator or due to limited precision in the computer, grow exponentially with time. For Newton's gravity, we confirm earlier results by Kandrup & Smith (1992) and Goodman et al. (1993), that for relatively homogeneous systems, this rate of growth per crossing time increases with N up to $N \sim 30$, but that for larger systems, the growth rate has a weaker dependency with N . For concentrated systems, however, the rate of exponential growth continues to scale with N . In relativistic self-gravitating systems, the rate of growth is almost independent of N . This effect, however, is only noticeable when the system's mean velocity approaches the speed of light to within three orders of magnitude. The chaotic behavior of systems with $\gtrsim 10$ bodies for the usually adopted approximation of only solving the pairwise interactions in the Einstein-Infeld-Hoffmann equation of motion, is qualitatively different than when the interaction terms (or cross terms) are taken into account. This result provides a strong motivation for follow-up studies on the microscopic effect of general relativity on orbital chaos, and the influence of higher-order cross-terms in the Taylor-series expansion of the EIH equations of motion.

Key words. stars: kinematics and dynamics – methods: numerical

1. Introduction

Soon after the first gravitational N -body problems were computed (von Hoerner 1960; Aarseth & Hoyle 1964; van Albada 1968), Miller (1964) questioned the validity of such simulations. The nature of his concern was based on the intrinsic chaotic behavior of Newton's law of gravity. Errors during integration are introduced by the limited precision of the computer, together with the limited accuracy of the numerical integration scheme. The exponential growth of both sources of errors then contributes to the lack of reproducibility in N -body simulations (Boekholt et al. 2020).

In an attempt to acquire a converged solution to the 25-body problem, Hayli (1970) integrated Newton's equations of motion using various precisions on a 60 bit CDC 6400, a 64 bit IBM 360/365, and an 80 bit Honeywell-Bull CII 90–80. He found that irrespective of using identical initial realizations, he acquired a different answer for the final positions and velocities of the 25 objects in his calculations, even with the same algorithm and time step. He argued that the difference in precision of the floating-point unit was responsible for the lack of reproducibility of the results. Since the IEEE Standard for floating-point arithmetic (IEEE 754) was only introduced in 1985, the discrepancy identified by Hayli (1970) could also have originated from differences in round-off in the least significant digit of the various ma-

chines. We still encounter this problem in today's Graphical Processing Units (GPU), which have limited precision (Fortin et al. 2012). These sources of errors, time step and round-off make individual solutions to the N -body problem notoriously unreliable, although statistically they may still have the correct phase-space distribution characteristics (Boekholt & Portegies Zwart 2015; Hernandez et al. 2020). The common agreement on round-off among computer manufacturers, compiler designers and operating systems hide this problem by generating identical output when the same initial realization is run using different hardware, operating systems, so long as the same source code is run on a single core, and compilers are not too different.

It is a common assumption among N -body practitioners that the microscopic unpredictability and the consequential loss of reproducibility is irrelevant so long as the global phase-space characteristics are still representative of true physics. It remains an article of faith that such a statistical validity holds for the Newtonian N -body problem (Heggie 1991). Chaos, however, leads to unpredictability due to temporal discretization, round-off, and uncertainty in the initial realization (Miller 1964). Unpredictability due to chaotic behavior and the consequential loss of reproducibility may then lead to incorrect physical results.

After the pioneering work of Hayli (1970), the problem of characterizing chaos in self-gravitating N -body systems

received little attention until the late 1980s (except possibly in Zadunaisky 1979, in which the focus was on the computer’s precision), when computers became sufficiently powerful to address the problem for larger N (Heggie 1988; Kandrup & Smith 1991, 1992; Kandrup et al. 1992; Goodman et al. 1993; Gurzadyan & Kocharyan 1994; Kandrup et al. 1994; Fukushige & Makino 1994). Goodman et al. (1993) and Fukushige & Makino (1994) provide excellent overviews of the underlying arguments for this chaotic behavior in few and many-body systems, respectively.

Even today, the chaotic N -body problem is hard to address adequately using digital computers, and there is still no analytic solution. We address three aspects of the problem here; 1) the veracity of a solution for $N = 4$ to 1024, 2) the scaling of the growth of errors to large $N \gtrsim 10^5$, and 3) the effect of general relativity on the chaotic behavior of N -body systems. If the reader is unfamiliar with some of the terminology used in this text, we recommend reading the glossary in Portegies Zwart & Boekholt (2018). Loosely speaking, a reprehensible solution is a solution in which the errors introduced during integration exceed the system’s size. For a veracious solution, this is not the case. For $N = 3$, Boekholt & Portegies Zwart (2015) demonstrated that veracious N -body solutions give statistically indistinguishable results as an ensemble of converged solutions. They called this behavior *Nagh Hoch*, to signify the importance of consistent statistical ensemble average behavior of veracious solutions to the chaotic self-gravitating N -body problem. It is not clear if this concept also holds for larger N .

Hernandez et al. (2020) studied *Nagh Hoch* by running ensembles of reprehensible numerical solutions for planetary systems. They integrated a single $3 \cdot 10^{-5}$ mass planets in circular orbits at a distance of 0.29 (in dimensionless N -body units, Hénon 1971) from the star, together with a test particle in the same plane at apocenter and with an eccentricity of 0.19 and semi-major axis 0.21. The calculations were conducted for 200 e -folding time scales using four different algorithms for solving the equations of motion. They found that for a sufficiently large sample of initial realizations and a tolerably small time step, the results of the various integrators are statistically indistinguishable. We conclude from their simulation results that their adopted reprehensible N -body algorithms for a system of two planets complies to *Nagh Hoch*. They argue that a relative integration error $\lesssim 0.05$ is sufficient to preserve the quality, consistent with Boekholt & Portegies Zwart (2015) who argued that a time step smaller than 2^{-5} is sufficient to preserve ergodicity in the outcome space.

Ideally, one would like to perform large N -body simulations to a converged solution, but this is unrealistic, even on modern digital computers. We can achieve converged solutions for N up to about 1k particles for several crossing times, leading to a series of veracious solutions. But at the moment, longer evolution or a larger number of particles are too costly. However, we demonstrate that the chaotic behavior of these systems is reprehensible and confirm that they show statistically indistinguishable chaotic behavior. We subsequently perform reprehensible N -body simulations for up to 128k particles.

The interest in scaling to $N \gg 3$ is in part motivated by understanding the chaotic nature of galaxies. Dense stellar systems, such as globular clusters [$N = \mathcal{O}(10^6)$], are highly chaotic (Parvulesco 1924; Carpintero et al. 1999). Galaxies

($N \rightarrow \infty$) are considered collisionless because their relaxation time exceeds the Hubble time (Binney & Tremaine 2008). For sufficiently large N the background potential becomes smooth, and the collision-less assumption becomes increasingly applicable (Muzzio & Mosquera 2004; Muzzio et al. 2009). However, due to the point-particle granularity of the potential, the microscopic exponential instability remains present in the system (Valluri & Merritt 2000). Even large N -systems are therefore affected by the chaos in small N subsystems. It is nonetheless unclear how the microscopic exponential instability propagates to the macroscopic structure of the stellar system as a whole. At what value of N does the system exhibit the transition from chaotic small- N to smooth large- N systems?

Heggie (1988) argued that the dynamics N -body systems under Newton’s equations of motion are dominated by encounters at an impact parameter of the order of $r/N^{1/2}$. Since chaos is driven by encounters, the Lyapunov time scale then has a similar scaling¹. In a pioneering study, Goodman et al. (1993) discussed this scaling and found a transition in the chaotic behavior around $N \simeq 32$. They argued that the Lyapunov timescale is proportional to the dynamical crossing time $t_\lambda \propto \gamma t_{cr}/\ln(\ln(N))$ over all values of N . For large N ($\gtrsim 32$) the constant γ is smaller, leading to a weaker dependence on the Lyapunov time scale (see also Kandrup & Smith 1992; Kandrup 1998). Hemsendorf & Merritt (2002) found a similar transition but argue in favor of scaling $t_\lambda \propto 1/\ln(N)$ over the entire range of N . In this latter study, however, the perturbed particle is evolved in a static background (Hemsendorf & Merritt 2002), and it is not clear if their different scaling resulted from this particular assumption or the slightly different potential. We therefore extend the range for which the Lyapunov time was determined to $N = 128k$ using reprehensible N -body solutions, allowing us to test the scaling of the Lyapunov time scale to large N in an actual self-gravitating system. In addition, we chose various initial density profiles, smooth (as in Goodman et al. (1993)), Plummer (1911, as in Hemsendorf & Merritt 2002) and King ($W_o = 12$, King 1966, , just for fun).

The change of the slope near $N \simeq 32$ pinpoints the transition from chaotic behavior driven by local few-body relaxation (for $N \lesssim 32$) to far-field many-body relaxation. This transition can globally be understood by comparing the dynamical crossing time t_{cross} with the two-body relaxation time t_{rlx} which can be approximated by (Spitzer 1971; Spitzer & Hart 1971b,a; Spitzer 1987)

$$t_{rlx} \simeq \left(\frac{N}{8 \ln(N)} \right) t_{cross}. \quad (1)$$

This relation indicates that for $N \gtrsim 32$, the relaxation time scale exceeds the crossing time. It remains unclear, though, what underlying process determines the slope.

Hemsendorf & Merritt (2002) argued in favor of the same scaling for all N , and suggested that a galaxy with 10^{12} stars would have a Lyapunov time scale of $t_\lambda \approx t_{cr}/30$ or $t_\lambda \sim 8$ Myr, whereas Goodman et al. (1993) argued for a Lyapunov time scale that is roughly an order of magnitude larger. Irrespective of either of the two scaling relations, the

¹ Throughout this manuscript, we use the terms Lyapunov exponent and Lyapunov time scale for brevity, where we should write the largest positive global Lyapunov exponent (or time scale for that matter).

Galaxy would be subject to chaotic motion on a fraction of the crossing time scale, and therefore not be representable by the collisionless Boltzmann equation (Boltzmann 1872).

Also for the Solar system, there seems to be a difference, in terms of chaotic behavior. In the Newtonian case, resonances between Jupiter and Mercury greatly enhance the eccentricity of the orbit of the latter planet. This eventually may lead to a collision between Mercury and the Sun (Laskar et al. 1992; Milani & Nobili 1992). However, the inclusion of relativistic effect tends to stabilize the system, resulting in much-reduced probability that Mercury collides with the Sun (Laskar & Gastineau 2009). Based on our results, we tend to agree with the increased stability of the Solar system when considering relativistic mechanics. Interestingly, the global Lyapunov time scale for the Solar system is not dissimilar from the galactic result, being on the order of ~ 5 Myr (Laskar et al. 1992) to $\gtrsim 6.8$ Myr (Aplegate et al. 1986) or even a bit longer (Duncan & Quinn 1993; Batygin et al. 2015).

We argue that ensembles of reprehensive N -body solutions, from $N = 4$ to 1024 ($1k$), give statistically the same chaotic behavior as the converged solutions. This trend holds at least up to $N = 1k$, for which we acquire converged solutions for 10 Hénon time units (equivalent to 4 crossing times). It becomes rather impractical to continue with converged solutions for $N \geq 1k$.

Regardless of the large- N behavior of the chaotic self-gravitating systems under Newton's forces, we also study the relativistic case. Rather than solving Einstein's field equations directly, we address relativistic dynamics via an expansion to the gravitational field in terms of v/c , which expresses the speed of light (c) in dimensionless N -body units in terms of the velocity of the particles (v). The zeroth order in this expansion represents Newton's equations of motion, which does not depend on the velocity. The first-order post-Newtonian term (the 1-PN) is proportional to v^2/c^2 , describes the motion of N Schwarzschild black holes, and is known as the Einstein-Infeld-Hoffmann (EIH) equation (Einstein et al. 1938). Lorentz & Droste (1917) worked out a first generalization for these post-Newtonian N -body equations of motion, but the final formulation was realized by Einstein et al. (1938).

Our study is motivated by the generally adopted view that the radiation-induced dissipation in general relativity quenches the chaotic behavior of the N -body system. Spyrou (1975); Wanex (2002); Cornish & Levin (2003); Galaviz (2011); Neilsen et al. (2014) demonstrated that the pairwise post-Newtonian expansion to 2.5th order is chaotic in democratic three-body systems and studied the gravitational-wave signal for such systems (Gültekin et al. 2006). Chaotic behavior was not demonstrated for relativistic systems with more than three particles.

We adopt the EIH equation and compare the degree of chaos measured in systems from $N = 3$ to $N = 1k$ with the Newtonian solutions ($v/c \rightarrow 0$). Our approach, however, is limited to first-order post-Newtonian correction terms for the EIH equations of motion. The 1-PN terms are not dissipative, and therefore are not expected to result in less chaotic behavior when compared to Newton's equations of motion.

The motivation for performing our a study is somewhat academic because it is currently unclear to what degree large- N relativistic systems appear in nature or how frequently they emit gravitational waves in an observable

wavelength. Galactic nuclei are probably the most promising places to find multiple supermassive black holes orbited by intermediate-mass black holes or other compact objects. Portegies Zwart et al. (2006) argued that the Galactic center would be populated by a steady population of a dozen intermediate-mass black holes within a few milliparsec of the supermassive black hole. In addition, there could be many stellar-mass black holes and a rich population of neutron stars in the Galactic center (Muno et al. 2004; Rimoldi et al. 2015). These black holes may merge, producing observable gravitational-wave signals (Pretorius 2005; Abbott et al. 2017) and high-velocity recoiling black holes (Campanelli et al. 2007). Similar, though less extreme, situations may be present in the cores of some globular clusters (Banerjee et al. 2010; Banerjee 2021). Banerjee & Kroupa (2011) even speculated that clusters composed of only dark objects might exist, which could be copious sources of gravitational radiation. Recently Gieles et al. (2021) argued that the globular cluster Palomar 5 may host such a central collection of compact objects, and in the coming 100 Myr its entire core may be composed of black holes. Although with the current rather large virial radius, the dynamics in this cluster is not expected to be subject to strong relativistic effects.

It would be interesting to determine the gravitational-wave signature of such chaotic systems and maybe even search for them in the data collected by gravitational-wave observatories. Such analysis was done for hierarchical triples (Galaviz & Brügmann 2011; Meiron et al. 2017; Robson et al. 2018; Lim & Rodriguez 2020; Will 2021), but not for $N > 3$.

2. Methods

In the gravitational many-body problem, N objects move under the each others' attractive influence and space-time distortions. We use three independently developed implementations of the force-law and integration method. The code `ph4` (see Appendix A, McMillan 2014) for the problem of N point masses under a Newtonian force law with regular hardware and compiler supported precision (see sec. 2.1).

For chaotic systems, one may desire more control over the precision and accuracy of the integrator because reprehensible N -body calculations provide insufficient trust due to round-off and integration errors that grow exponentially with time. On the other hand, veracious calculations are also reprehensible, but statistically indistinguishable from the converged solutions (Boekholt & Portegies Zwart 2015). We, therefore also perform calculations using Brutus (Portegies Zwart & Boekholt 2014), which allows us to control these parameters with a tolerance ϵ and word-length L_w (see 2.2).

The relativistic calculations are performed up to 1st post-Newton's order using the pairwise approximation and the full EIH equations of motion. The relativistic N -body code is called `Hermite_GRX` and it is described in sect 2.3. The equations of motion in `ph4` and `Hermite_GRX` are integrated using the Hermite algorithm (Makino 1991) or an adaptation of it to accommodate for the velocity dependency of the acceleration. In Brutus the equations of motion are solved with a 2d order Verlet (1967) scheme.

Eventually, we use these three methods to study chaos in the large N -limit. Large here means $\sim 1k$ for the post-Newton's case and converged Newton's solutions, and up

to $N = 128k$ for reprehensible Newtonian solutions. Each of the codes is interfaced as a community code to the Astronomical Multipurpose Software Environment (Portegies Zwart & McMillan 2018). We describe these implementations in sect A.3.3.

2.1. Regular N -body calculations

According to Newton’s laws of motion, the acceleration \mathbf{a}_i on particle i is given by the sum over all other particles (Newton 1687):

$$\mathbf{a}_i = - \sum_{\substack{j=1 \\ j \neq i}}^n \frac{Gm_j}{r_{ij}^3} \mathbf{r}_{ij} \quad (2)$$

Here m_i is the mass of particle i , \mathbf{r}_{ij} is the relative position vector from particle i to j : $\mathbf{r}_{ij} \equiv \mathbf{r}_i - \mathbf{r}_j$. Newton’s constant $G = \mathcal{O}(10^{-10} \text{ N/kg}^2/\text{m}^2)$, but in our calculations $G \equiv 1$ (Hénon 1971; Heggie & Mathieu 1986).

Integration is performed in 64-bits using IEEE 754 Standard for floating-point arithmetic under the Linux operating system with kernel version 5.8.0-48-generic. CPU calculations are performed on an 192 core Intel Xeon E7-8890 v4 workstation running at 2.20 GHz. Parallelization was realized using the Message Passing Interface (version Open MPI 4.0.3) (Portegies Zwart et al. 2008). For simulations with $N > 1k$ we adopt the GPU version of ph4, which uses the Sapporo GPU library (Portegies Zwart et al. 2007; Gaburov et al. 2009) running on Xeon E-2176M CPU with Quadro P2000 Max-Q GPU. The GPU has 4 GB GDDR5 RAM, but is not equipped with error correction, potentially leading to non-IEEE compliant errors in the calculations.

2.2. The Arbitrarily precise N -body calculations

The Hermite algorithm is a fourth-order scheme that reaches a relative energy error $dE/E \simeq 10^{-15}$ with a time-step parameter $\eta \simeq 10^{-4}$ for a distribution of equal-mass objects in a virialized homogeneous distribution in space. All our calculations are performed with $\eta = 0.01$. Round-off and time-step errors become important for smaller time steps when integrating for more than ~ 10 crossing times, resulting in a systematic growth of the energy error. This growth scales $\propto \eta^2$. Although small, typically on the order of $1/10^{16}$ (in relative coordinates), these errors drive, through exponential growth, the eventual irreproducibility of the simulations. Such irreproducibility is undesirable when one is interested in studying chaotic motion. We therefore also perform calculations with Brutus (Boekholt & Portegies Zwart 2015), an N -body code that allows us to integrate any N -body system to arbitrary precision. In Brutus we control the different sources of error by adopting the Gragg-Bulirsch–Stoer algorithm (Bulirsch & Stoer 1964; Gragg 1965). In this algorithm, one performs a single step using a Verlet integrator (Verlet 1967), then repeats that same step using half the step size. Now the relative error between the two solutions can be determined by taking the absolute value of the differences in each coordinate. If this error is smaller than some predetermined tolerance, the result is accepted, and the next step is calculated. Otherwise the same step is repeated with a quarter time step. This procedure is repeated until the relative error between

two subsequent solutions is smaller than the tolerance (see Press et al. 1992).

We control the discretisation error with arbitrary-precision arithmetic, using the GMP (Granlund & the GMP development team 2012; Granlund & Team 2015) and MPFR libraries (Fousse et al. 2007) instead of conventional double precision. This allows us to control the round-off error by changing the number of digits, which we express in a word-length L_w . A word-length $L_w = 64$ bits then corresponds approximately to the usual 16-decimal place precision in standard IEEE 754 floating-point operations on current regular microprocessors.

In practice, we only specify the tolerance, and calculate the word-length $L_w \in \mathbb{Z}$ with (Boekholt & Portegies Zwart 2015)

$$L_w = \text{int}(32 - 4 \log_{10}(\epsilon)). \quad (3)$$

A converged solution to n decimal places is achieved by iteratively repeating a calculation that started with one selected realization of the initial conditions with smaller tolerance for each subsequent calculation. This process is repeated until the first n decimal places of the final phase-space coordinates of two subsequent iterations lead to identical values for the first n digits in the positions and velocities of all particles. Once the numerical solution has achieved such a state of convergence, it is deemed to be definitive (Portegies Zwart & Boekholt 2018).

Calculation typically start with tolerance $\epsilon = 10^{-5}$ ($L_w = 52$) for $N \leq 64$ reducing the tolerance by a factor 10^5 upon subsequent calculations. For large values of N we start with $\epsilon = 10^{-20}$ ($L_w = 112$) reducing the tolerance by a factor 10^{10} upon subsequent calculations. With $\epsilon = 10^{-40}$ ($L_w = 192$) all solutions up to $N = 1k$ have converged to $n = 3$ decimal places (the adopted convergence limit).

Calculation time with Brutus scales $\propto N^2$, but due to the expense of the large mantissa calculations, the offset in computer time is long. In addition, several re-calculations may be needed before a converged solution is achieved. In figure 1 we present the scaling of the calculations with Brutus (ochre symbols show the mean of the computing time for that particular N). The lines to higher values indicate the upper limit for a single most expensive calculation for each value of N . These still scale roughly proportional to N^2 , but are often ~ 100 times more costly than the average.

2.3. The Einstein-Infeld-Hoffmann solver

Between 1907 and 1915, Einstein developed general relativity (see Weinstein 2012; Poisson & Will 2014, for an interesting read on the history of this development) and views gravity as the result of the curvature of space-time (Einstein & Grossmann 1914; Einstein 1915a,b; Hilbert 1915). The Einstein field equations dictate the gravitational interaction between particles, but these equations are non-linear and notoriously hard to solve. Schwarzschild (1916) found the first non-trivial solution to the Einstein field equations: the Schwarzschild metric describes a point-like particle. A rotating black hole was first described analytically as a solution to the field equations by Kerr (1963). By now there are rather standard software implementations to solve for general relativistic dynamical systems (Mewes

et al. 2018; Babiuc-Hamilton et al. 2019), even including magnetic fields (Mewes et al. 2020). However, simulating multiple black holes in a relativistic context is somewhat expensive in terms of computer time.

A numerically cheaper solution is the Einstein-Infeld-Hoffmann equations (Will 2014; Poisson & Will 2014; Will 2021), in which the acceleration of body i , \mathbf{a}_i is given by

$$\begin{aligned} \mathbf{a}_i = & - \sum_{j \neq i} \frac{Gm_j}{r_{ij}^3} \mathbf{r}_{ij} \\ & + \frac{1}{c^2} \sum_{j \neq i} \frac{Gm_j}{r_{ij}^3} \mathbf{r}_{ij} \left[4 \frac{Gm_j}{r_{ij}} + 5 \frac{Gm_i}{r_{ij}} + \sum_{k \neq i,j} \frac{Gm_k}{r_{jk}} + 4 \sum_{k \neq i,j} \frac{Gm_k}{r_{ik}} - \frac{1}{2} \sum_{k \neq i,j} \frac{Gm_k}{r_{jk}^3} (\mathbf{r}_{ij} \cdot \mathbf{r}_{jk}) - v_i^2 + 4\mathbf{v}_i \cdot \mathbf{v}_j - 2v_j^2 + \frac{3}{2}(\mathbf{v}_j \cdot \mathbf{n}_{ij})^2 \right] \\ & - \frac{7}{2c^2} \sum_{j \neq i} \frac{Gm_j}{r_{ij}} \sum_{k \neq i,j} \frac{Gm_k}{r_{jk}^3} \mathbf{r}_{jk} + \frac{1}{c^2} \sum_{j \neq i} \frac{Gm_j}{r_{ij}^3} \mathbf{r}_{ij} \cdot (4\mathbf{v}_i - 3\mathbf{v}_j) \mathbf{v}_{ij}, \end{aligned} \quad (4)$$

Here $\mathbf{n}_{ij} = \mathbf{r}_{ij}/r_{ij}$, $\mathbf{v}_{ij} \equiv \mathbf{v}_i - \mathbf{v}_j$, and $\hat{\mathbf{r}}_{ij} = \mathbf{r}_{ij}/|\mathbf{r}_{ij}|$ is the unit vector along \mathbf{r}_{ij} . To conserve energy an addition term has to be intro-

duced, which depends on the 1PN approximation:

$$\begin{aligned} E = & \frac{1}{2} \sum_i m_i \left(v_i^2 - \sum_{j \neq i} \frac{Gm_j}{r_{ij}} \right) \\ & + \frac{1}{c^2} \sum_i m_i \left[\frac{3}{8} v_i^4 + \frac{3}{2} v_i^2 \sum_{j \neq i} \frac{Gm_j}{r_{ij}} + \frac{1}{2} \sum_{j \neq i} \sum_{k \neq i} \frac{G^2 m_j m_k}{r_{ij} r_{ik}} - \frac{1}{4} \sum_{j \neq i} \frac{Gm_j}{r_{ij}} (7\mathbf{v}_i \cdot \mathbf{v}_j + (\mathbf{v}_i \cdot \hat{\mathbf{r}}_{ij})(\mathbf{v}_j \cdot \hat{\mathbf{r}}_{ij})) \right], \end{aligned} \quad (5)$$

$$\mathbf{P} = \sum_i m_i \mathbf{v}_i + \frac{1}{2c^2} \sum_i m_i \mathbf{v}_i \left(v_i^2 - \sum_{j \neq i} \frac{Gm_j}{r_{ij}} \right) - \frac{G}{2c^2} \sum_i \sum_{j \neq i} \frac{m_i m_j}{r_{ij}} (\mathbf{v}_i \cdot \hat{\mathbf{r}}_{ij}) \hat{\mathbf{r}}_{ij}. \quad (6)$$

Eq. 4 gives the full EIH equations of motion. The first term in Eq. 4 (zeroth-order term in the Taylor expansion) is identical to Eq. 2 and represents Newton's acceleration. The others terms reflect post-Newtonian corrections. Several of these depend on velocity, and the second to last term contains the accelerations of the other particles, making it expensive to compute.

Eq. 4 is first order, but higher-order post-Newtonian corrections exist, although only under the assumption of pairwise interactions. The three-body Hamiltonian, and therefore the corresponding equations of motion are known in closed form to second post-Newtonian order $\mathcal{O}(v^4/c^4)$ (Schäfer 1987; Lousto & Nakano 2008a), and the two-body equations of motion up to 3.5PN order, or $\mathcal{O}(v^7/c^7)$ (Futamase & Itoh 2007; Itoh 2009).

Due to the summations over pairs of particles in Eq. 4, the motion of one particle due to a second particle depends on the other particles in the system. As a consequence, the EIH equations of motion scale as $\mathcal{O}(N^3)$, rather than the usual scaling to $\mathcal{O}(N^2)$ for Newton's case. This scaling is confirmed in figure 1.

We implemented the pairwise and the full EIH equations of motion to 1-PN order using a 4th order Her-

mite predictor-corrector scheme (see sect. 2.1). We refer to Hermite_GR1P as the pairwise equations of motion and Hermite-GRX for the EIH solution to 1-PN order. To illustrate the working of the various implementations, we present figs. 2, 3, and 4 for orbits of the $N = 2$, $N = 4$ and $N = 16$ Newtonian case, 1-PN pairwise equations of motion, and for the full EIH equations of motion to first order. For these simulations, we adopted black hole masses of $10^6 M_\odot$, in a 1 pc cube. Equivalent to specifying the mass of the system, we can also use the relative speed of light v/c . In Hénon units, in with $G = M = 1$, Newton's kinetic energy of a system of N bodies with total mass M is $E_{\text{kin}} = 0.5M\sigma^2 = 1/4$, with a velocity dispersion $\sigma^2 = 1/2$ (Heggie & Mathieu 1986).

All the initial conditions in this study are virialized according to Newton's equations of motion (see sect. 2.4), and therefore in Hénon units the scaled velocity $v = 1/\sqrt{2}$, which sets the scaling of our N -body simulations. We specify the relative scaling with respect to mass or size by changing the speed of light, or v/c . In the numerical implementation, this parameter is specified through the parameter ζ , which is the reciprocal of v/c (see sect. A.3.8). For clarity, in the main paper, we only use v/c as free parameter.

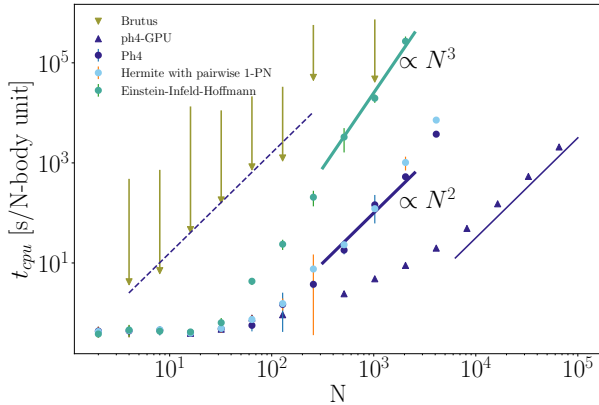


Fig. 1: Scaling of the various integration methods as a function of the number of particles (N). The classic Newton's integrations scale as $\propto N^2$, as indicated with the dark blue solid and dashed lines. The pairwise first expansion scales similarly but tend to be a bit slower than pure Newton's. The Einstein-Infeld Hoffmann equations to first order scale $\propto N^3$, making large calculations that include the cross-terms unpractical. The scaling presented for Brutus is based on the calculations presented here. The bullet points indicate the mean time scale for acquiring a converged solution, whereas the line pointed upwards ends at the single most expensive calculation in our sample of simulations for that particular N . For ph4 we included the regular implementation as well as the GPU-enabled version (to the right), running on an Intel Xeon CPU E5620 operating at 2.40GHz and NVIDIA G96 (Quadro FX580) running generic 64-bit Ubuntu Linux kernel 2.6.35-32.

2.4. Initial conditions

Initial conditions are generated in standard IEEE double precision ($L_w = 64$). This introduces a discrepancy with the low- N (≤ 64) experiments for which the initial iteration is performed with $L_w = 52$, but if convergence is already achieved for $\epsilon = 10^{-10}$ ($L_w = 72$), round-off at the 13th mantissa (the limiting precision for $L_w = 52$) cannot have propagated to the first 3 decimal places.

We adopted the initial conditions from Goodman et al. (1993). All objects then have the same mass and are distributed in a unit cube in phase space (position and velocity) using dimensionless N -body units. After generating random positions and velocities, the system was moved to the center of mass frame and scaled to virial equilibrium for the Newtonian solution. Note that the simulations run with a finite speed of light also use the identical same initial realizations as we run for the Newtonian case. The slight deviations from virial equilibrium in the relativistic initial conditions has no effect on our results, because we start measuring the phase-space distance at $t = 1$, and by that time the system is well virialized. We validated and confirmed this statement by recalculating all simulations for $N = 16$ with $v/c = 0.01$, but for which we scaled the initial conditions to virial equilibrium for $v/c = 0.01$ by adapting masses and velocities according to Buchdahl (1964). The difference between the Newtonian and the relativistically virialized initial conditions was negligible.

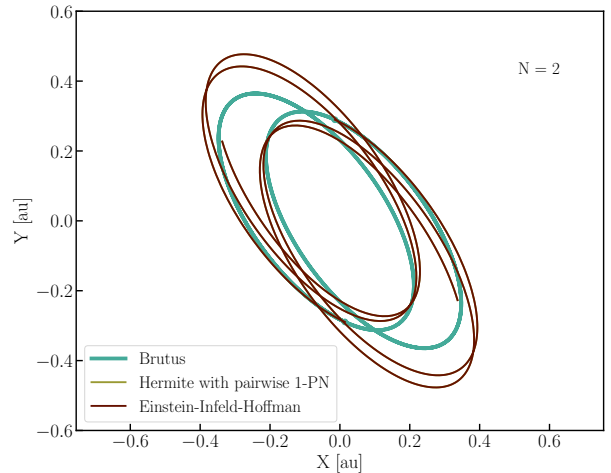


Fig. 2: Orbital evolution of two black holes of masses $10^6 M_\odot$ with an initial separation of 0.819 au integrated for half a day for three integrations, pure Newton's, Newton with expansions to first order, and the full first order Einstein-Infeld-Hoffmann equations. The first two are precisely on top of each other, and we plotted the first order pairwise solution last. The latter two solutions are identical because the cross-terms do not lead to deviations from the first order expansions. The post-Newton's orbits are not closed, as in the Newtonian case (green). No separate scaling of v/c is applied here because the system is initialized in physical units.

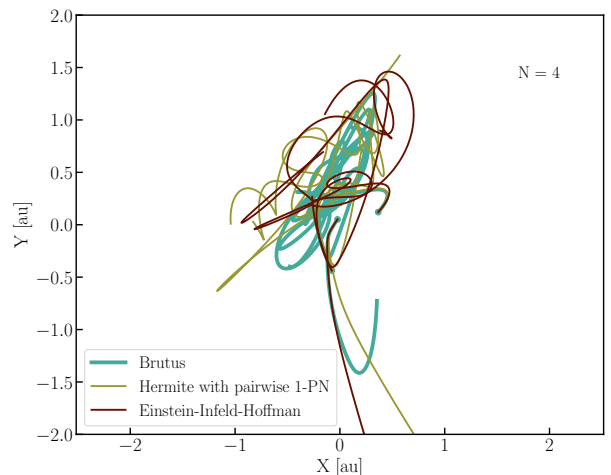


Fig. 3: Orbital evolution of four of $10^6 M_\odot$ black holes with the same integrators as in Fig. 2.

The number of runs performed varies for each code and the number of particles, as listed in Table 1. In the second column, we list the number of runs performed with ph4. For the other runs, with Hermite_GRX and Brutus the same initial realizations are adopted, but sometimes this is a subset. These calculations are performed up to $N = 1k$ using the same number of runs with the same initial conditions as in Goodman et al. (1993).

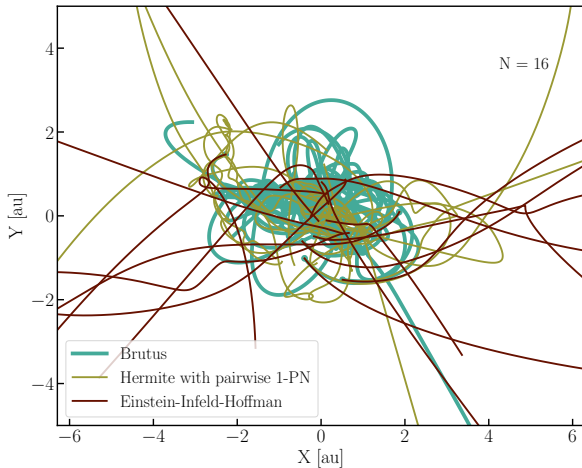


Fig. 4: Orbital evolution of 16 of $10^6 M_\odot$ black holes with the same integrators as in fig. 2.

N	N_{runs}		
	ph4	Hermite_GRX	Brutus
3	100	—	—
4	200	200	200
8–64	100	100	100
128	20	10	10
256	10	10	3
512	10	2	2
1024	10	—	2
2048–16384	10	—	—
65536	6	—	—
131072	2	—	—

Table 1: Number of simulations performed per implementation and number of particles. The simulations for different codes use exactly the same initial realizations: The 200 initial realizations for $N = 4$ are identical for the ph4, Brutus and Hermite_GRX.

We performed an additional series of simulations using ph4 and Hermite_GRX, but with realizations generated using a Plummer (1911) sphere and a King model ($W_o = 12$, King 1966).

The main reason for not performing larger simulations including the EIH equations, is their unfavorable scaling of the computer time with N , which we depict in fig. 1. We estimate approximately 1 year of integration for $N \sim 10^4$ with the current CPU implementation.

2.5. Measuring the Lyapunov time scale

Measuring the Lyapunov time scale for the gravitational N -body system is not trivial. Several methods to derive this quality have been proposed. One uses the geodesic-deviation vector-technique (Weinberg 1972; Nieto et al. 2003) for two nearby orbits with projection operations and with time as an independent variable (Wu & Huang 2003), and the two-nearby-realizations without projection operations and with time as an independent variable. We adopt the latter, possibly being more expensive to calculate but

considerably simpler for large N , and it is least affected by underlying assumptions. This same technique was adopted in Goodman et al. (1993), making our analysis at least starting from the same assumptions. Strictly speaking, the Lyapunov time scale is defined properly from some starting point until the system dissolves (Urminsky & Heggie 2009; Mel'nikov et al. 2013). Because this definition is rather unpractical, particularly for large N , we stop the calculations at $10N$ -body time units (equivalent to Goodman et al. 1993).

The degree of chaos in the simulation is measured using the evolution of the phase-space distance between two almost identical initial realizations (see § 2.4). The second realization is constructed by increasing the Cartesian x coordinate of a randomly selected particle with a value of 10^{-7} (in dimensionless N -body units). Just to emphasize, this initial displacement is 10-million times shorter than the size of the initial extent of the N -body system. The perturbed realization is therefore not in strict equilibrium but deviates from Newton's equilibrium potential energy by $\mathcal{O}(10^{-7}/N^2)$.

We integrate both initial realizations to $10N$ -body time units, while saving a snapshot every $0.1N$ -body time units, resulting in 100 snapshots per run. The phase space distance is determined by taking the difference in position and velocity between the same particles in each snapshot, and sum them.

$$\ln(\delta) = \frac{1}{2} \ln \left[\sum (\mathbf{r}_b - \mathbf{r}_a)^2 + (\mathbf{v}_b - \mathbf{v}_a)^2 \right]. \quad (7)$$

This leads to a phase-space distance as a function of time. For calculating the Lyapunov exponent, we only use the data from $t = 1$ to a maximum of either $t = 10$, or the first moment the phase space distance exceeds 0.1. The choice of starting the Lyapunov time-scale measurements at $t = 1$ guarantees that the system is in virial equilibrium even in the most relativistic cases. We subsequently perform a least-squares fit to the phase space distance evolution. The fitted slope (in log space) to this phase-space distance evolution gives the Lyapunov exponent. The Lyapunov time scale t_λ is the reciprocal of the Lyapunov exponent.

This procedure is slightly different than used in Goodman et al. (1993), who adopted $t_\lambda = 9/(\ln(\delta_{t=10}) - \ln(\delta_{t=1}))$, but results in a better estimate of the global Lyapunov timescale. We stop our measurement when $\delta \geq 0.1$ because due to conservation of the phase space characteristics, the system then grows on a relaxation time scale, rather than on a Lyapunov time scale, and δ saturates once it becomes of order unity (Hut & Heggie 2002). For very chaotic systems, the procedure adopted by Goodman et al. (1993) leads to an underestimate of the Lyapunov exponent, and therefore to an overestimate of t_λ ; as is the case for $N \gtrsim 1\text{ k}$ King models (see for example in fig. 13).

3. Results

3.1. Chaos in Large- N Newtonian systems

In fig. 5 we show an example for an 1k-body system, starting with the initial conditions of Goodman et al. (1993). The gray square in the middle represents these initial conditions; particles, according to Goodman et al. (1993), are initialized in a unit cube. One calculation (bullet points) gives the result of the unperturbed solution. The perturbed

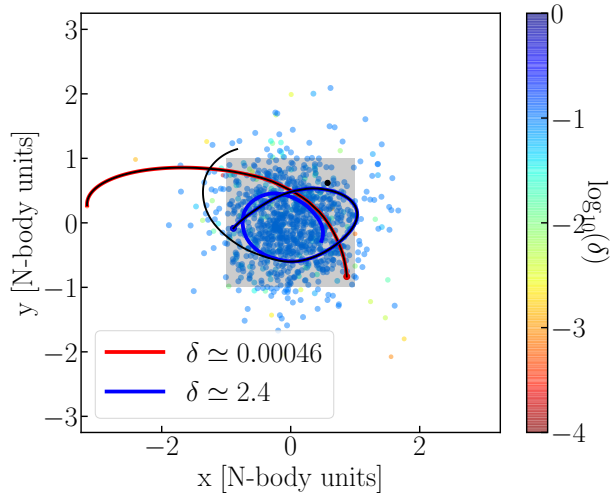


Fig. 5: Illustration of the distribution of phase-space distances in a 1024 particles' cluster. Units are dimensionless N-body units (Hénon 1971). The gray shaded region indicates the initial conditions in a virialized unit cube. One particle, indicated with the black bullet point, is displaced by 10^{-7} along the Cartesian x coordinate. The final conditions (at $t = 10$) of the unperturbed particles are represented with the bullet points. The color and size of the points represents the phase space distance measured over the duration of the simulation ($10N$ -body time unit), and ranges over ~ 4 orders of magnitude. The majority of objects experience considerable change in their orbits, but some are hardly perturbed. Calculations were performed using Brutus until convergence to 3 decimal places, which requires a tolerance of $\tau = 10^{-40}$.

solution is not shown, but the colors of the particles give the phase space distance between the final perturbed and unperturbed solutions. The black bullet point, toward the top-right corner of the gray area, identifies the (randomly selected) particle for which the initial x -coordinate was increased by 10^{-7} . The least (red) and most (blue) chaotic particles are represented as lines. The overplotted thin black curves show the orbit of the perturbed solution.

Figure 5 illustrates Miller's (1964) point that a small perturbation in a single object leads to large variations in the final phase-space distribution. In fact, most objects experience a strong variation, whereas only a minority of objects are hardly affected. In fig. 6, we plot the distribution of phase-space distances ($\log_{10}(\delta)$) for the calculation of fig. 5.

The degree to which particles are affected by a small initial; perturbation depends on the number of particles in the system. This is illustrated in fig. 6, where we show the distribution of phase-space distance between a perturbed and an unperturbed solution for the same simulation as in fig. 5 using 1k particles, and compare this distribution with 200 simulations of $N = 4$. The small- N systems (red histogram) exhibits a much weaker response to a perturbing particle than the large N systems (blue); few-body systems are less chaotic than large N systems (at least for this selection of initial conditions, and under Newton's forces).

The different behavior for small N systems compared to large N systems motivated Goodman et al. (1993) and Hemsendorf & Merritt (2002) to conduct their analysis and

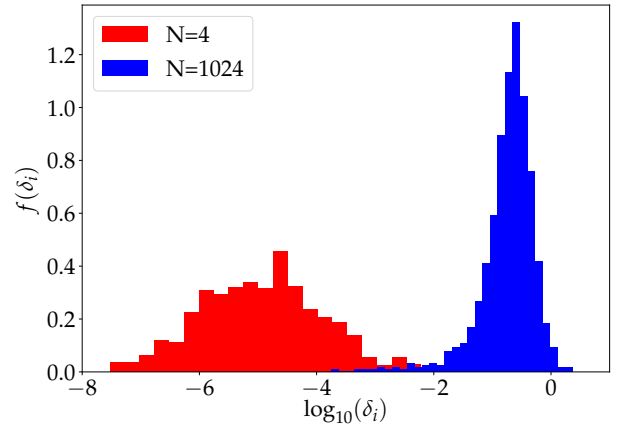


Fig. 6: Distribution of phase-space distances for individual particles δ_i in the simulations with $N = 4$ (red) and those with $N = 1024$ (blue) after integrating for $t = 10$ N -body time units. The data for $N = 4$ is the result of 200 runs, for $N = 1024$ we adopted the run used in fig. 5. Calculations were performed using Brutus until the solution was converged.

study the source of chaos in small versus large N -body systems. In fig. 7 we show the results of Goodman et al. (1993) and compare them with converged solutions using Brutus up to $N = 1$ k, and reprehensible solutions using ph4 for up to $N = 128$ k. The consistency between the results obtained by Goodman et al. (1993) (red), Brutus (blue) and ph4 (ochre) gives us confidence in the validity of the non-converged (reprehensible) N -body solutions by Goodman et al. (1993) and using the regular Hermite algorithm implemented in ph4 without going through the elaborate process of reaching a converged solution for $N > 1$ k.

The scaling we observe in fig. 7 is consistent with that found by Goodman et al. (1993) over the entire range they explored, from $N = 4$ to $N = 512$. We therefore conclude that 1) reprehensible simulations are adequate for studying short-time scale Lyapunov exponent measurements for relatively homogeneous systems, and 2) the Lyapunov time scale $t_\lambda \propto \gamma t_{cr} / \ln(\ln(N))$, with $\gamma = -1.39$ for $N \lesssim 32$ and shallower with $\gamma = -0.498$ for $N \gtrsim 32$.

3.2. Chaos in Large- N Relativistic systems

To study the degree of chaos in the relativistic regime, we use the EIH equations of motion with initial realizations (masses, positions, and velocities) identical to those used in the Newtonian simulations. Therefore, the latter initial conditions are in virial equilibrium for the Newtonian case but not for the highly relativistic cases. Whereas the Newtonian N -body initial realizations and calculations were scale-free, we have to relax this assumption when introducing the speed of light. Since our calculations scale with mass M , size R , or velocity v , we have the option to qualify the scaling by just changing v/c . Here $v/c \rightarrow 0$ corresponds to the Newtonian case (because in that case $c \rightarrow \infty$); larger values of v/c indicate more relativistic regime.

We start by confirming that for $v/c \rightarrow 0$ we reproduce the results from fig. 7. So long as $v/c \lesssim 10^{-4}$, the results of

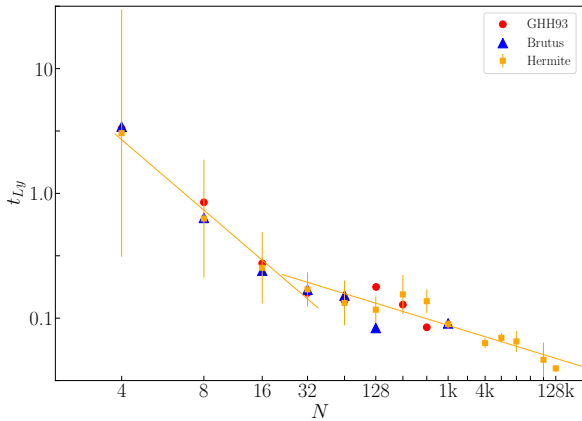


Fig. 7: Estimate of the Lyapunov time scale as a function of the number of particles. Here the horizontal axis is not linear but in $\ln(\ln(N))$ to illustrate the scaling proposed in Goodman et al. (1993). The different symbols and colors represent different calculations (see legend). The vertical bars, plotted for Newton’s Hermite only, show the root-mean-square of the dispersion in the series of solution. The error bars in the results obtained with Brutus are statistically indistinguishable from the presented bars.

the relativistic integration are hardly distinguishable from the Newtonian case (see also figure 9).

This is further illustrated in figure 8, where we present two histograms for $N = 4$ (red) and $N = 64$ (blue) for $v/c = 0.010$ (top panel) and $v/c = 0.002$ (bottom). In the top panel, the distribution in phase-space distance for both $N = 4$ and $N = 64$ are comparable, although the dispersion for $N = 64$ is somewhat larger. When we reduce the speed of light (expressed as the parameter v/c), both distributions move toward larger values of δ . For $v/c = 0.002$ (bottom panel) the systems, though still somewhat relativistic, have mean and median values that already approach the Newtonian values. Keep in mind here that with this adopted scaling, the system would correspond to a cluster with a total mass of $\sim 1 M_\odot$ at a size scale of ~ 436 au. Such a cluster of stars appears insufficiently relativistic for the degree of chaos in the equations of motion to be affected noticeably.

However, for $v/c = 0.0005$, which corresponds to a 4 times larger size scale, or equivalently a system 4 times more massive, the measurements in the Lyapunov time scale start to deviate from the Newtonian case. When we further decrease $v/c \lesssim 10^{-4}$, the mean and median values of both distributions are statistically indistinguishable from the Newtonian case. The dispersion, particularly noticeable for $N = 64$, remains skewed to small values of δ .

In fig. 9 we present the median Lyapunov time scale for $N = 4$ and $N = 64$ as functions of v/c . For the asymptotic Newtonian case, $v/c \rightarrow 0$, the Lyapunov time scale converges to the median for the Newtonian case. The dispersion in the distribution in the relativistic case remains somewhat larger, though, even for $v/c \rightarrow 0$, for which $\langle t_{Ly} \rangle = 1.61 \pm 2.36$, compared to the Newtonian case for which $\langle t_{Ly} \rangle = 1.71 \pm 1.68$.

We suspect that these small systematic effects (which are not statistically significant) could result from a few en-

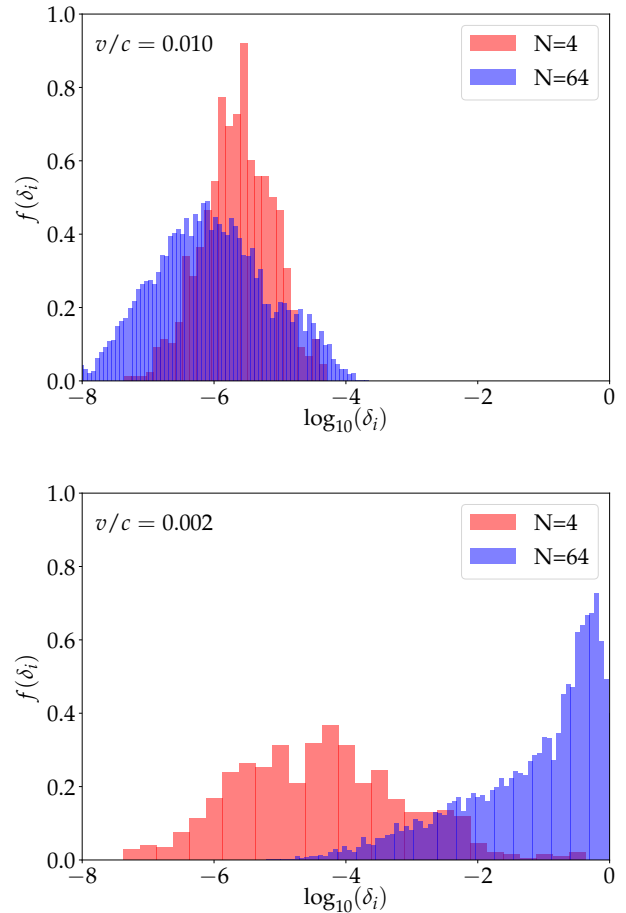


Fig. 8: Distribution of phase-space distances for individual particles in the simulations with $N = 4$ (red) and for $N = 64$ (blue) after integrating for $t = 10 N$ -body time units. The data for 200 runs were used for each histogram. Calculations were performed using Hermite_GRX using $v/c = 0.01$ (top panel) and for $v/c = 0.002$ (bottom panel).

counters sufficiently close to be affected by general relativity. For the extreme relativistic case, $v/c \gtrsim 0.001$, the Lyapunov time scale rises quickly to $\langle t_{Ly} \rangle = 3.89 \pm 0.64$. We present the results for $v/c \gtrsim 0.02$ (two green points to the right), even though these are beyond the regime where the 1-PN Taylor-series expansion to the EIH equations of motion is valid (see sect. 4.2). We, therefore, limit further analysis to $v/c \lesssim 0.010$.

For $N = 4$ we observed a minimum in the Lyapunov time scale for $v/c \sim 10^{-3}$ (signified by the green horizontal dotted line in fig. 9). One could interpret the change in behavior for less and more relativistic systems as a signature that the adopted Taylor expansion starts to break down but for $v/c \gtrsim 10^{-3}$ the post-Newtonian terms should still be valid. We expect the low- N configurations to break down earlier when evolving them with time because they are more relaxation dominated than the large- N systems.

With a typical distribution in velocities matching a truncated Maxwellian, a small fraction ($\sim 2.9\%$) of the systems has a velocity that exceeds the mean dispersion by factor of 3. Even for a value of $v/c \gtrsim 0.05$ the fraction of stars with velocity $v \gtrsim 0.3c$ is less than $1/10^7$, and it is

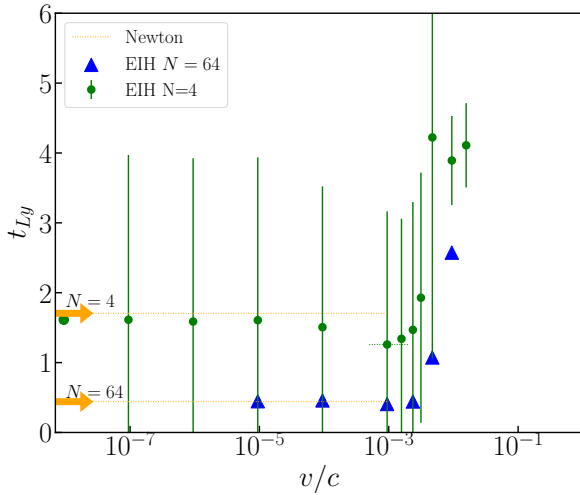


Fig. 9: Lyapunov time scale as a function of v/c for $N = 4$ (green) and $N = 64$ (blue). The Newtonian case (run with ph4) is presented as arrows in orange. The vertical bars, only for the green points, indicate the dispersion in the simulation results. The short horizontal green dotted line indicates the lowest value for the Lyapunov time scale reached for $v/c = 10^{-3}$ for $N = 4$.

unlikely that when integrating over only 10 Hénon units, we have to worry about the post-Newtonian Taylor-series expansion to break down.

In fig. 10 we present measurements for the Lyapunov time scale for the post-Newtonian equations of motion. For $N \lesssim 4$, the EIH equations of motion, as well as the pairwise 1-PN terms show similar chaotic behavior, in the sense that the relativistic system is less sensitive to initial perturbations than the Newtonian case. For $N \gtrsim 20$, the pairwise 1-PN terms result in smaller Lyapunov time scales compared to Newton's equations of motion, whereas the EIH equations of motion continue to result in a rather large Lyapunov time scale compared to the Newtonian case. The Lyapunov time scale for the EIH equations of motion are roughly twice as large as for the Newtonian case for $v/c = 0.005$ and roughly four times as large for $v/c = 0.010$.

The effect of N on the degree of chaos in the equations of motion is further illustrated in figure 11. Here we show for $N = 4$, $N = 16$ and for $N = 64$, the ratio of the pairwise 1-PN solution as a function of the full EIH equations of motion. The relativistic calculations are performed with $v/c = 0.010$.

For $N = 4$, the Newtonian case shows a smaller average Lyapunov time scale than both relativistic cases. This was also confirmed in the three-body simulations by Boekholt et al. (2021), in which case no significant difference was found in the chaotic behavior of Newtonian versus relativistic systems. When N increases, the distribution of the Lyapunov time scale for the EIH equations of motion continues to be large compared to the Newtonian case, but the value for the pairwise 1-PN terms tends to drop to less than 1/10th of the Newtonian solution. We conclude that if one is interested in the dynamical behavior of $N \gtrsim 4$ black holes; the pairwise 1-PN terms do not reliably represent the chaotic behavior expected for such a relativistic system.

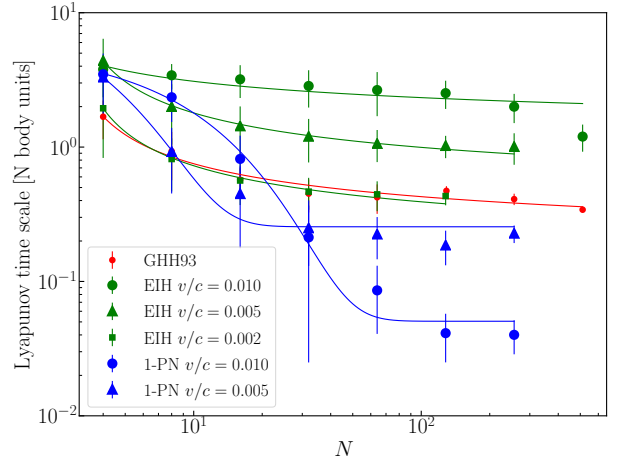


Fig. 10: Lyapunov time scale as a function of N for Goodman et al. (1993) (red bullets) compared to the various relativistic solutions. In blue we present the solutions using 1-PN pair-wise terms with a scaling to the speed of light of $v/c = 0.010$ and twice this value. For the EIH equations of motion we show, is green, the case for $v/c = 0.010$, twice and four times this value. the top blue curve fits $t_\lambda \simeq 0.255 + 13.43e^{-0.371N}$ for $v/c = 0.005$, and $t_\lambda \simeq 0.051 + 5.50e^{-0.115N}$ for $v/c = 0.010$.

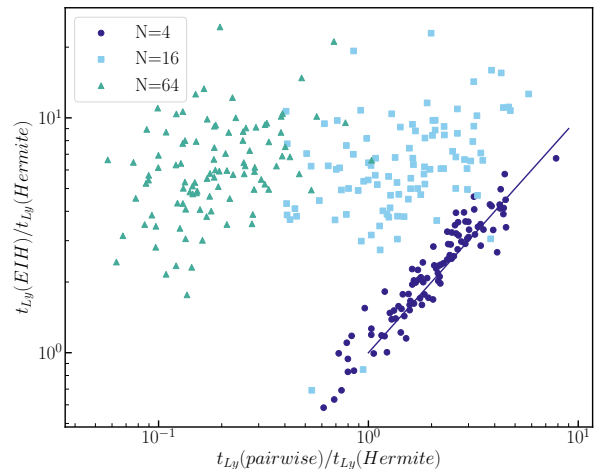


Fig. 11: Estimate for the Lyapunov time scale for the pairwise 1-PN terms as a function of the full EIH equations of motion for three choices of N , 4 (dark blue), 16 (aquamarine) and 64 (green). Both represented as fraction of the Newtonian solution. All relativistic simulations adopt $v/c = 0.010$.

The pairwise 1-PN terms address pairs of compact objects, whereas the EIH equations of motion should give a more reliable representation for relativistic systems of $N \geq 3$. We expect this difference to persist for the higher-order Taylor expansion terms.

4. Discussion

4.1. Consequences of the 1-PN terms

Phase-space volume is preserved in a solution to a conservative Hamiltonian system, but shrinks in a dissipative system (Shivamoggi 2014), as is the case in general relativity. The contraction of the phase-space volume gives rise to an attractor, and as a consequence, can have bounded trajectories (Bergé et al. 1987). It is not a-priori clear, however, how dissipation in an otherwise conservative system affects chaotic motion (Lakshmanan & Rajasekar 2003). We find that in the conservative 1-PN regime, the chaotic behavior of N -body systems is already affected. In particular, for $N \gtrsim 10$, simulations that only include the 1-PN pairwise terms behave differently than when the 1-PN cross-terms for the EIH equations of motion are incorporated into the simulations. The behavior of relativistic systems with $v/c \gtrsim 0.005$ and for $N \gtrsim 10$ is considerably less chaotic than their less-relativistic $v/c \lesssim 10^{-3}$ and Newtonian counterparts.

4.2. Validity of the Post-Newtonian terms

In this study, we rely on the post-Newtonian expansion of the EIH equations of motion. Ideally, we would have adopted full general relativity in our N -body calculations, but this is somewhat beyond the scope of our study and numerically challenging.

In an attempt to quantify the validity of the post-Newtonian expansion adopted here, we compare the apsidal motion of the orbit-averaged evolution, for a two-body system with total mass M , the semi-major axis a and eccentricity e . We write the relative velocity in a circular orbit in terms of the gravitational radius, $r_g = GM/c^2$ and the speed of light as

$$c \simeq \sqrt{GM/(10r_g)}. \quad (8)$$

The Taylor-series expansion then starts to break down for $v \equiv c/\sqrt{10} \sim 0.3c$ (Will 2011). During our N -body calculations we keep track of this velocity to ensure that the Taylor series expansion in our calculations remains reliable. However, this safety check does not guarantee that our results are not affected, particularly for large values of v/c .

In the regime that the Taylor-series expansion of the EIH equations of motion breaks down, the 1-PN terms adopted here are insufficient to capture the correct physical behavior. In that case, the 2-PN terms become essential for the correct physical interpretation of the numerical results. By definition, the 2-PN terms are smaller than the 1-PN terms, as the former scale as v/c and the latter as v^2/c^2 . On the other hand, both terms approach each other for more relativistic systems, with $v \rightarrow c$. It is somewhat tricky to give an absolute measure when the 2-PN terms should be used in addition to the 1-PN terms. In a general N -body problem, stars may approach each other at a short distance with relatively high velocities with respect to c . So long as such an encounter is a one-time event in the non-dissipative limit, the lack of precision in the PN terms is not expected to make an important difference in the eventual results (Will 2011). Reprehensive simulations are therefore sufficient to derive the largest global positive Lyapunov exponent for the system.

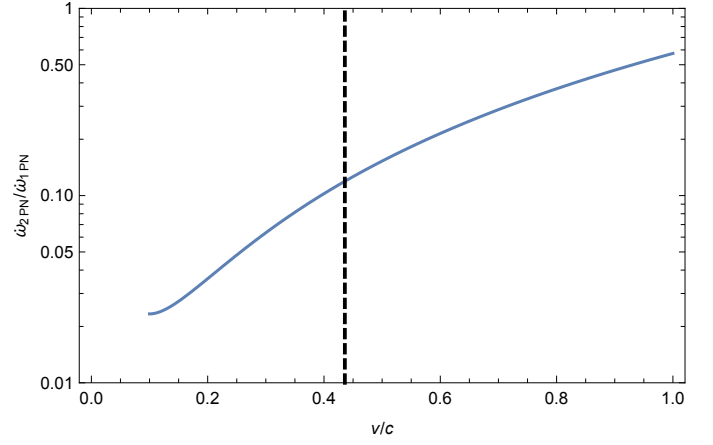


Fig. 12: Relative importance in the apsidal motion of the 1-PN terms in comparison to the 2-PN terms.

In an attempt to quantify the relative importance of 1-PN with respect to the 2-PN terms, we compare the apsidal motion of the orbit-averaged evolution, for a two-body system with total mass M , semi-major axis a and eccentricity e . We write (Iorio 2020):

$$\dot{\omega}_{2PN}/\dot{\omega}_{1-PN} \simeq (r_g/a)(1/12)(28 - e^2)/(1 - e^2). \quad (9)$$

In fig. 12 we show, as a function of v/c , the relative drift in the apsidal motion for the 1-PN and 2-PN terms for two bodies in a circular orbit at $100r_g$.

$$v/c = (1/c)\sqrt{GM/a}\sqrt{(1+e)/(1-e)}. \quad (10)$$

The boundary where the post-Newtonian expansion stops being reliable is indicated by the dashed vertical line, near $v/c \simeq 0.4$, which happens when the two objects approach within $10r_g$. If we compare this boundary to the range in v/c in figure 9, we find that all lie below the boundary, and we therefore argue that the increase in the Lyapunov time scale towards the relativistic regime is physical and not a numerical artifact.

4.3. Other initial density profiles

The initial conditions adopted in Goodman et al. (1993) have a homogeneous phase-space distribution within the adopted limits, and they do not represent any observed stellar systems (Portegies Zwart et al. 2010). Clusters of stars are better represented with a Plummer (1911) distribution or a King (1966) model. For that reason, we also perform a series of calculations with those distributions. One series of Newtonian calculations used Plummer models and King models with dimensionless depth of $W_0 = 12$ (which is rather concentrated), and one set of calculations used the EIH equations of motion for the King model case (with identical initial realizations).

In figure 13 we present the Lyapunov time scales for these simulations as functions of N . The Newtonian Plummer case shows a slightly smaller Lyapunov time scale than the homogeneous distribution used in Goodman et al. (1993). The Plummer distribution is consistent with the initial conditions adopted by Hemsendorf & Merritt (2002), and their results are consistent with our results for the Plummer sphere, see figure 13 (black points).

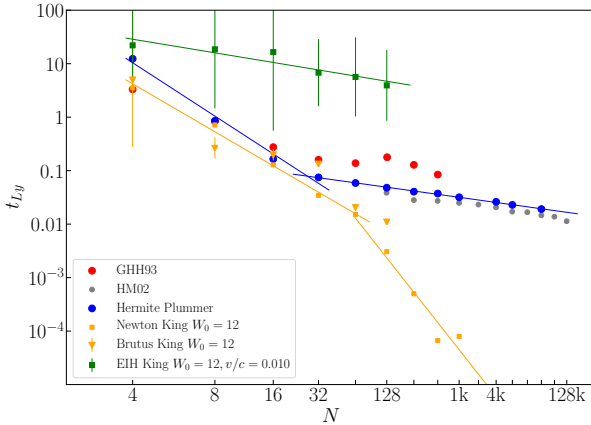


Fig. 13: Estimated Lyapunov time scale for the Newtonian case with particles distributed in a Plummer sphere (blue) and a King model (yellow). In addition, we show results for the King model but for the EIH equations of motion with $v/c = 0.010$ (green). Here the x -axis is in $\ln(\ln(N))$.

The Newtonian King model with $W_0 = 12$ is considerably more chaotic than the homogeneous initial realization adopted in Goodman et al. (1993), at least given that for $N \gtrsim 10^3$ we were unable to measure a reliable Lyapunov time scale because the phase-space distance grew beyond $\delta = 0.1$ within 1 N -body time unit. King models with a central potential depth of $W_0 = 12$ turn out to be considerably more chaotic than Plummer models (for $N \gtrsim 40$), while Plummer models are expected to behave more chaotically than a homogeneous distribution of particles. This is not a complete surprise, because the choice of $W_0 = 12$ puts the model near core collapse (at least in its density profile). The growth of an initial phase-space distance between two subsequent calculations with almost identical initial relations is then dominated by few-body interactions in the core. One could argue that the entire chaotic behavior of the star cluster is driven by few-body interactions in the cluster center. Since some complex three-body interactions are fundamentally unpredictable (Boekholt et al. 2020), the dynamical evolution of the entire cluster will be unpredictable.

The extreme relativistic case, with $v/c = 0.01$, shows a similar characteristic again as the homogeneous initial realizations, but a rather different scaling when adopting the King model. In the Newtonian case, King models tend to have considerably smaller Lyapunov time scales, but when extremely relativistic they tend to be more regular than the Newtonian case Fig 10.

5. Conclusions

We have numerically analyzed the rate at which neighboring solutions of the equations of motion for N self-gravitating bodies diverge in the Newtonian regime, but also with the 1-Post-Newtonian expansion terms for the pairwise approximation and the Einstein-Infeld-Hoffmann equations of motion. Our results can be interpreted as the rate of growth of the error in an N -body solution, caused by uncertainties in the initial conditions or errors produced numerically during integration.

Our Newtonian simulations are repeated with higher precision and accuracy until a converged solution is achieved. Due to computer limitations, this was performed for N up to 1024 particles. For large particle numbers (and for the relativistic simulations), we used reprehensible N -body solutions, and we confirm them to be veracious for N up to 1k particles.

The motivation to study the growth of errors stems from our desire to understand the role of chaos in these systems. The macroscopic distribution of material in the Galaxy may not be affected by microscopic chaos. But the Galaxy is built up of small subsystems of stars, each of which exhibits chaotic behavior, and the range of the Newtonian force law causes chaos in these microscopic systems to propagate to the Galaxy at large. Chaos in the Galaxy is then governed by the chaos in small N subsystems and not by the global slow (on time scales long compared to the dynamical time scale) variations of the orbits of stars in a smooth potential.

We confirm the earlier result of Goodman et al. (1993) and Hemsendorf & Merritt (2002) that the divergence in N -body systems grows exponentially, with an e-folding time scale on the order of the crossing time. Our results are in agreement with the $t_\lambda \propto t_{\text{cross}}/\ln(\ln(N))$ scaling of Goodman et al. (1993) and is inconsistent with a $t_{\text{cross}}/\ln(N)$ scaling.

We conclude that:

1. For a homogeneous distribution of equal-mass particles in virial equilibrium, the e-folding time scale for the growth of an initial perturbation in an N -body system, the so called Lyapunov time scale, scales, for small systems of $N \lesssim 32$, as $t_\lambda/t_{\text{cross}} = (0.88 \pm 0.12) - (1.39 \pm 0.13) \ln(\ln(N))$. For larger systems of $N \gtrsim 32$, the Lyapunov time scale scales as $t_\lambda/t_{\text{cross}} = (-0.094 \pm 0.129) - (0.498 \pm 0.066) \ln(\ln(N))$.
2. For an initial Plummer distribution the e-folding time scale is smaller than the homogeneous initial realizations by about a factor of 5 but preserves the same trend, or for $N \gtrsim 32$ it fits $t_\lambda/t_{\text{cross}} = (-0.475 \pm 0.018) - (0.528 \pm 0.010) \ln(\ln(N))$.
3. For more concentrated models, such as King with $W_0 = 12$, the scaling is comparable to the slope observed in the homogeneous unit-cube or the Plummer distribution, with $t_\lambda/t_{\text{cross}} = (1.346 \pm 0.110) - (2.212 \pm 0.107) \ln(\ln(N))$, but extending somewhat farther, to $N \simeq 64$. For larger N the slope is much steeper, $t_\lambda/t_{\text{cross}} = (4.970 \pm 2.03) - (4.813 \pm 1.147) \ln(\ln(N))$, indicating that these systems are chaotic for large N on a time scale smaller than a crossing time.
4. If a small perturbation is introduced into a single particle of a large N -body system, within a few crossing times all particles are affected.
5. For self-gravitating systems with $v/c \lesssim 10^{-3}$, the phase-space mixing of relativistic N -body systems is indistinguishable from the Newtonian case. This limit is already reached for a total of 10 black holes of $10 M_\odot$ confined to a spherical volume of radius 10^{-3} pc.
6. For highly relativistic systems, $v/c \gtrsim 0.002$, the EIH equations of motion to 1-PN are considerably less chaotic than their Newtonian counterpart, over all values of N . The Lyapunov time scale, scales with $t_\lambda/t_{\text{cross}} = 6.63 \pm 1.68 - \ln(3.72 \pm 2.04 \ln(N))$.
7. For small N ($\lesssim 10$), the pairwise 1-PN terms give similar phase space mixing to the EIH equations of motion.

8. For $N > 4$, the pairwise 1-PN corrected equations of motion become considerably more sensitive to perturbations in the initial conditions compared to the EIH equations of motion. The former show considerably shorter Lyapunov time scales compared to their Newtonian counterparts, whereas the latter has even longer Lyapunov time scales.
9. We conclude that the Galaxy is intrinsically chaotic on a very short time scale because of the chaotic behavior of microscopic few-body interactions in the centers of star clusters. The chaotic behavior of these small- N systems propagates on a local crossing time scale to the entire star cluster, affecting the orbits of neighboring stars and clusters and eventually the entire Galaxy.
10. The pairwise terms for $N > 3$ give a different dynamical behavior for relativistic N -body systems compared to the full EIH equations of motion.

Considering the effect of the full EIH equations of motion on a relativistic cluster of compact objects, and the potential consequences for observations with laser interferometric gravitational wave observatories, we look forward to implementing and study the effect of higher-order cross-terms in general relativistic N -body simulations. We do realize, though, that these calculations do not have the most favorable scaling of the computer time with respect to N .

Energy consumption of this calculation

The calculations using Brutus are elaborate and took about 10^7 CPU seconds. The other two sets of calculations are, comparable in expense, totaling about a year of single CPU usage. Using the tool <http://green-algorithms.org/>, we calculated our energy consumption to be about 3.32 MWh. At Dutch electricity rates, this produces about 1.8 kiloton CO_2 , which is enough to drive an FLSTFB from Leiden to Vladivostok (Russia).

Public data

The source code, input files, simulation data, and data processing scripts for this manuscript are available at figshare under DOI [10.6084/m9.figshare.11111111](https://doi.org/10.6084/m9.figshare.11111111).

Software used for this study

This work would have been impossible without the following public open source packages and libraries: Python (van Rossum 1995), matplotlib (Hunter 2007), numpy (Oliphant 2006), MPI (Gropp et al. 1996; Gropp 2002), and AMUSE (Portegies Zwart et al. 2018, available for download at <https://amusecode.org>). Sapporo GPU library (Portegies Zwart et al. 2007; Gaburov et al. 2009), MPFR library (Fousse et al. 2007) of the GMP library (Granlund & the GMP development team 2012).

A (python notebook) tutorial for students is available at <https://github.com/amusecode/Tutorial>. All the N -body codes used in this study are available in the AMUSE repository at amusecode.org.

Acknowledgments

It is a pleasure to thank Clifford Will, In(a) Sellentin, and Arend Moerman for discussions. This project was

supported by funds from the European Research Council (ERC) under the European Union's Horizon 2020 research and innovation program under grant agreement No 638435 (GalNUC), and by the National Science Foundation in the U.S. under grant AST-1814772. This work was performed using resources provided by the Academic Leiden Interdisciplinary Cluster Environment (ALICE), and using LGM-II (NWO grant # 621.016.701).

Appendix A: Implementation of the numerical method

The Newtonian solver and the post-Newtonian terms are implemented in C and C++ and interfaced with the Astrophysics Multipurpose Software Environment (AMUSE for short, Portegies Zwart & McMillan 2018). In this appendix, we discuss the simple Hermite predictor-corrector Newtonian N -body solver called ph4, and the post-Newtonian solver called Hermite_GRX. The former solves Newton's equations of motion quite accurately but is unable to achieve converged solutions. The latter code adopts the post-Newtonian approach in which we address the pairwise Einstein-Infeld-Hoffmann (EIH) equation as well as the so-called cross-terms (Einstein et al. 1938). All equations are implemented to 1-PN order.

The Newtonian code, ph4, is optimized for parallel operations using the Message Passing Interface (MPI, Gropp et al. 1996; Gropp 2002), and for GPU using the Sapporo library (Portegies Zwart et al. 2007; Gaburov et al. 2009). The post-Newtonian implementation, Hermite_GRX is parallelized using hyperthreading, but not using MPI, and it does not support GPU operations. In this code, however, few-body interactions are regularized using quaternions.

In the following sections, we discuss the various implementations and optimizations, and perform some test calculations to demonstrate the efficiency and accuracy of the various implementations.

Appendix A.1: The fourth-order Hermite integration scheme

Here we describe the fourth-order Hermite predictor corrector implementation in ph4 and Hermite_GRX briefly. The first solves Newton's equations of motion; the latter also includes various solvers for addressing the post-Newtonian expansion terms.

Appendix A.1.1: Predict, evaluate and correct scheme

The Hermite integration scheme is a family of implicit numerical methods for solving ordinary differential equations. Introduced by Makino (1991), the fourth order integration scheme is written as

$$y(t+h) = y(t) + \frac{y^{(1)}(t) + y^{(1)}(t+h)}{2}h + \frac{y^{(2)}(t) - y^{(2)}(t+h)}{12}h^2 + \mathcal{O}(h^5), \quad (\text{A.1})$$

which has a local truncation error of $\mathcal{O}(h^5)$, resulting in a global truncation error of $\mathcal{O}(h^4)$. We denote i -th derivative respect to t using $(\cdot)^{(i)}$ or with Einstein's convention. The sixth and eighth order schemes, derived by Nitadori & Makino (2008), are not implemented here.

Because the scheme is implicit, a fixed-point iteration to solve eq. A.2 is needed:

$$y_{[i+1]}(t+h) = y(t) + \frac{y^{(1)}(t) + y_{[i]}^{(1)}(t+h)}{2}h + \frac{y^{(2)}(t) - y_{[i]}^{(2)}(t+h)}{12}h^2. \quad (\text{A.2})$$

Here we use a truncated Taylor expansion around t as the initial (boundary) condition

$$y_{[0]}(t+h) = y(t) + hy^{(1)}(t) + \frac{h^2}{2}y^{(2)}(t). \quad (\text{A.3})$$

This sequence converges to the limit $y(t+h)$, which ends the current time step. In practice, a single iteration suffices when the time step h is small.

Each integration step then consists of

1. *prediction* of the positions and velocities at the next time step $t+h$:

$$\tilde{\mathbf{r}}_{i+1} = \mathbf{r}_i + \mathbf{v}_i h + \frac{1}{2}\tilde{\mathbf{a}}_i h^2 + \frac{1}{6}\dot{\mathbf{j}}_i h^3, \quad (\text{A.4a})$$

$$\tilde{\mathbf{v}}_{i+1} = \mathbf{v}_i + \mathbf{a}_i h + \frac{1}{2}\dot{\mathbf{j}}_i h^2. \quad (\text{A.4b})$$

Here \mathbf{r} , \mathbf{v} , \mathbf{a} , and $\dot{\mathbf{j}} = \frac{d\mathbf{a}}{dt} \equiv \dot{\mathbf{a}}$ represent vectors for the position, velocity, acceleration, and jerk, respectively. Note that the jerk $\dot{\mathbf{j}}$ is dotted, which in this case does not indicate a time derivative. Predicted values are indicated with the (\cdot) .

2. Acceleration and jerk are calculated using the predicted positions and velocities (eq. A.4).
3. A subsequent correction is applied to the position and velocity at the next time step using the predicted accelerations and jerks:

$$\mathbf{v}_{i+1} = \mathbf{v}_i + \frac{1}{2}(\mathbf{a}_i + \tilde{\mathbf{a}}_{i+1})h + \frac{1}{12}(\dot{\mathbf{j}}_i - \dot{\mathbf{j}}_{i+1})h^2, \quad (\text{A.5a})$$

$$\mathbf{r}_{i+1} = \mathbf{r}_i + \frac{1}{2}(\mathbf{v}_i + \mathbf{v}_{i+1})h + \frac{1}{12}(\mathbf{a}_i - \tilde{\mathbf{a}}_{i+1})h^2, \quad (\text{A.5b})$$

The corrected velocities increase the order of the method to $\mathcal{O}(h^4)$. In such a predict, evaluate and correct (PEC) scheme, the fixed-point iteration can be described as $P(EC)^n$ for n iterations.

Appendix A.1.2: Variable time step

We use a variable but shared time steps. After every step, a new time-step size is determined based on the minimal interparticle collision time-scale, calculated from unaccelerated linear motion and the freefall time:

$$h = \eta \min_{i,j \neq i} \left(\frac{|\mathbf{r}_{ij}|}{|\mathbf{v}_{ij}|}, \frac{|\mathbf{r}_{ij}|}{|(m_i + m_j)\mathbf{a}_{ij}|} \right). \quad (\text{A.6})$$

Here r_{ij} , v_{ij} , a_{ij} are the relative distance, velocity and acceleration between particles i and j , m_i is the mass of particle i . The minimum is taken over each pair of particles (i, j) , and over the two estimates of the collision time. Here the time-step parameter η is introduced to control the time-step size and therewith the accuracy (and speed) of the integration scheme. Smaller values of η generally correspond to smaller errors and a longer integration wall-clock time. The default value in AMUSE, $\eta = 0.03$, generally leads to acceptable accuracy at a reasonable speed: in many cases $\eta = 0.1$ probably suffices (Portegies Zwart & Boekholt 2014). For safety we adopted $\eta = 0.01$ for our calculations.

The adopted variable time step removes the time-symmetric properties of the integration. The fundamental idea behind time-symmetrization is to prevent systematic drift in any conserved quantity, time reversibility then introduces the same drift with opposite sign.

A time-symmetric algorithm exhibits the same drift in both directions of time, resulting in identical absolute drifts when integrating forwards and backward with time. This is a desirable quality of an integrator, because we consider Nature to conserve energy and angular momentum (see also Portegies Zwart & Boekholt 2018, for a discussion on the arrow of time due to the chaotic behavior of self-gravitating systems and uncertainties on the smallest scales).

One can reintroduce time-symmetry by selecting a symmetric time step, for example by taking the average of some function at both sides of the integration step (Hut et al. 1995)

$$h = \frac{1}{2}(k(t_b) + k(t_e)). \quad (\text{A.7})$$

Here $k(t)$ is a function to determine the step size at the beginning t_b and at the end $t_e = t_b + h$ of the integration step. This implicit expression requires fixed-point iteration to evaluate

$$h_{[0]} = k(t_b), \quad (\text{A.8a})$$

and the eventual time step, when the sequence converges becomes:

$$h_{[i+1]} = \frac{1}{2}(k(t_b) + k(t_b + h_{[i]})). \quad (\text{A.9a})$$

Generally, the sequence convergence in a single iteration (Hut et al. 1995).

Appendix A.1.3: Splitting the jerk

Calculating the jerk is expensive in terms of computer time because it requires three passes over all particles.

To avoid evaluating the jerk directly, we use a central numerical derivative

$$\mathbf{j}(t) = \frac{\mathbf{a}(t+h) - \mathbf{a}(t-h)}{2h} + \mathcal{O}(h^2). \quad (\text{A.10})$$

Here the accelerations are calculated using the Taylor expanded positions and velocities of the particles

$$\mathbf{r}(t \pm h) = \mathbf{r}(t) \pm h\mathbf{v}(t) + \frac{1}{2}h^2\mathbf{a}(t) + \mathcal{O}(h^3) \quad (\text{A.11a})$$

$$\mathbf{v}(t \pm h) = \mathbf{v}(t) \pm h\mathbf{a}(t) + \mathcal{O}(h^2). \quad (\text{A.11b})$$

The numerical calculation of the jerk is equally expensive as the analytic calculation because it requires two extra acceleration calculations per jerk. We reduce the computational complexity by the time step h of the previous integration step and the backward derivative. This allows us to reuse the previous steps' positions and velocities for calculating the jerk at the current time step.

Using a first order derivative instead of the analytical expression for the jerk leads to a reduced accuracy, but this is corrected by splitting the acceleration into two parts: the Newtonian part and a perturbing part,

$$\mathbf{a}(t) = \mathbf{a}_{\text{Newton}}(t) + \mathbf{a}_{\text{pert}}(t). \quad (\text{A.12})$$

Note here that we already introduce a perturbation, which in the EIH equations of motion will be the post-Newtonian

terms. The Newtonian jerk can now be calculated analytically and negligible cost compared to calculating the perturbing acceleration. The perturbing jerk is calculated from numerical backwards derivative,

$$\mathbf{j}(t) = \mathbf{j}_{\text{Newton}}(t) + \frac{\mathbf{a}_{\text{pert}}(t) - \mathbf{a}_{\text{pert}}(t-h)}{h} + \mathcal{O}(h^2). \quad (\text{A.13})$$

This operation increases the memory requirement by storing two accelerations for each particle.

The algorithm is made self-starting by defining the perturbing acceleration of the previous integration step $\mathbf{a}_{i-1,\text{pert}}$, as it depends on the jerk of the first iteration \mathbf{j}_i . For this we chose $\mathbf{a}_{i-1,\text{pert}} = \mathbf{a}_{i,\text{pert}}$, so that $\mathbf{j}_{i,\text{pert}} = 0$. This decreases the local truncation error of the first step to $\mathcal{O}(h^4)$, but its impact on the results is small because only one step is taken.

Appendix A.2: Regularization

Regularizing the equations of motion for two bodies (or more) in a close encounter improves computational performance and accuracy. The main reason to introduce regularization, however, is to prevent a division by zero for extremely close approaches between particles (Kustaanheimo & Stiefel 1965; Mikkola & Tanikawa 1999). Regularizing the post-Newtonian expressions is harder than the regular Newtonian case because of the velocity dependency in the acceleration (Mikkola & Merritt 2006, 2008a).

Here we derive the regularized equations of motion in post-Newtonian few-body encounters using quaternions (Waldvogel 2006), but we start with a brief overview on quaternions.

Appendix A.2.1: Quaternions

Quaternions are an extension of complex numbers to three complex base quaternions \mathbf{i} , \mathbf{j} and \mathbf{k} (Waldvogel 2006). A quaternion \mathbf{u} is constructed from four real numbers $u_\ell \in \mathbb{R}$ for $\ell = 0, 1, 2, 3$:

$$\mathbf{u} = u_0 + u_1\mathbf{i} + u_2\mathbf{j} + u_3\mathbf{k}, \quad (\text{A.14})$$

with the multiplicative identities

$$\mathbf{i}\mathbf{i} = \mathbf{j}\mathbf{j} = \mathbf{k}\mathbf{k} = \mathbf{i}\mathbf{j}\mathbf{k} = -1, \quad (\text{A.15})$$

from which we derive the other products:

$$\begin{cases} \mathbf{i}\mathbf{j} = -\mathbf{j}\mathbf{i} = \mathbf{k}, \\ \mathbf{j}\mathbf{k} = -\mathbf{k}\mathbf{j} = \mathbf{i}, \\ \mathbf{k}\mathbf{i} = -\mathbf{i}\mathbf{k} = \mathbf{j}. \end{cases} \quad (\text{A.16})$$

From these the non-commutative property of quaternion multiplication is evident. We define the conjugate of quaternion \mathbf{u} :

$$\bar{\mathbf{u}} = u_0 - u_1\mathbf{i} - u_2\mathbf{j} - u_3\mathbf{k}, \quad (\text{A.17})$$

which leads to the definition of the norm

$$|\mathbf{u}|^2 = \mathbf{u}\bar{\mathbf{u}} = \bar{\mathbf{u}}\mathbf{u} = u_0^2 + u_1^2 + u_2^2 + u_3^2. \quad (\text{A.18})$$

The star conjugate of \mathbf{u} then is

$$\mathbf{u}^* = u_0 + u_1\mathbf{i} + u_2\mathbf{j} - u_3\mathbf{k}. \quad (\text{A.19})$$

We associate the vector $\mathbf{r} = (r_0, r_1, r_2) \in \mathbb{R}^3$ to quaternion \mathbf{u} as

$$\mathbf{u} = r_0 + r_1\mathbf{i} + r_2\mathbf{j}. \quad (\text{A.20})$$

When describing real-world coordinates, quaternions have vanishing component in \mathbf{k} (Waldvogel 2006).

Appendix A.2.2: Equations of motion

Regularization is applied to pairs of particles. They, particle $i = 1$ and $i = 2$, are located at phase-space coordinate \mathbf{r}_i with velocities \mathbf{v}_i , and masses m_i . The equations of motion are

$$\ddot{\mathbf{r}}_i = -\frac{Gm_j}{r^3}(\mathbf{r}_j - \mathbf{r}_i) + \mathbf{a}_i, \quad (\text{A.21})$$

The acceleration \mathbf{a}_i for particle i consists of all perturbing (post-Newtonian) and Newtonian accelerations excluding the Newtonian acceleration between particle i and j . The center of mass

$$\mathbf{r}_{\text{cm}} = \frac{m_1\mathbf{r}_1 + m_2\mathbf{r}_2}{m_1 + m_2}, \quad (\text{A.22})$$

and the relative position

$$\mathbf{r}_{12} = \mathbf{r}_2 - \mathbf{r}_1, \quad (\text{A.23})$$

we rewrite these equations of motion as

$$\ddot{\mathbf{r}} = -\frac{\mu}{r^3}\mathbf{r} + \mathbf{P}, \quad (\text{A.24})$$

and

$$\ddot{\mathbf{r}}_{\text{cm}} = \frac{m_1\mathbf{a}_1 + m_2\mathbf{a}_2}{m_1 + m_2}. \quad (\text{A.25})$$

Here $\mu = G(m_1 + m_2)$ is the gravitational parameter, and $\mathbf{P} = \mathbf{a}_2 - \mathbf{a}_1$ the relative perturbing acceleration.

The above equations of motion have a singular point at $r = 0$. We integrate the center of mass separately from the relative position, and rewrite the equation of motion in such in a way to remove this singular point. This is achieved by remapping the world position to a regularized position quaternion \mathbf{u} , from which we calculate the world position

$$\mathbf{r} = \mathbf{u}\mathbf{u}^*. \quad (\text{A.26})$$

The quaternion \mathbf{r} now has vanishing component \mathbf{k} and can therefore be transformed to a vector, from which follows that

$$r = |\mathbf{r}| = |\mathbf{u}|^2 = \mathbf{u}\bar{\mathbf{u}}. \quad (\text{A.27})$$

A (non-unique) solution to the inverse of eq. A.26 is

$$\hat{\mathbf{u}} = \frac{\mathbf{r} + |\mathbf{r}|}{\sqrt{2(|\mathbf{r}| + r_0)}}. \quad (\text{A.28})$$

The position vector, \mathbf{r} , is almost entirely oriented in the negative r -direction, and the denominator is close to zero. Without the loss of generality we can avoid large numerical errors by swapping indices $i = 1$ and 2 , resulting in the negation of \mathbf{r} .

The regularization time τ is

$$dt = r \, d\tau. \quad (\text{A.29})$$

The equations of motion for the regularized position is written in regularized time:

$$\mathbf{u}^{(2)} = -\frac{1}{2}b\mathbf{u} + \frac{1}{2}r\mathbf{P}\bar{\mathbf{u}}^*, \quad (\text{A.30})$$

Here b is the binding energy of the binary

$$b = \frac{\mu}{r} - \frac{1}{2}|\dot{\mathbf{r}}|^2 = \frac{\mu - 2|\mathbf{u}^{(1)}|^2}{|\mathbf{u}|^2}. \quad (\text{A.31})$$

For an unperturbed two-body system, $\mathbf{P} = 0$, the binding energy b is constant, and the equation of motion describe the harmonic oscillator. For a perturbed two-body system the expression resembles a perturbed harmonic oscillator. The biggest advantage of this approach is that this equation of motion has no singular points, not even for $r = |\mathbf{u}|^2 = 0$. This improves performance for small perturbations when numerically integrating the equations of motion of a highly eccentric binary, and improves accuracy for perturbed binaries.

The binding energy (eq. A.31) is not regularized and errors continue to increase in close encounters (Funato et al. 1996a). This problem is mitigated by also integrating the binding energy numerically. So long as the binding energy changes slowly with time as a function of the perturbing accelerations, we find

$$b^{(1)} = -\langle \mathbf{r}', \mathbf{P} \rangle. \quad (\text{A.32})$$

Here the $\langle (\cdot), (\cdot) \rangle$ is the vectorial scalar product. An initial condition for $\mathbf{u}^{(1)}$ is

$$\hat{\mathbf{u}}^{(1)} = \frac{1}{2}\mathbf{v}\bar{\mathbf{u}}^*. \quad (\text{A.33})$$

This expression gives a small correction to the original derivation by Waldvogel (2006) and Waldvogel (2008): it can be verified by substitution in eq. A.31, to derive the binding energy in world coordinates. For the reciprocal eq. A.33 the right-hand multiplication with \mathbf{u}^* leads to

$$\mathbf{v} = \frac{2}{r}\dot{\mathbf{u}}\mathbf{u}^* \equiv \frac{2}{r}\mathbf{u}^{(1)}\mathbf{u}^*. \quad (\text{A.34})$$

One can also formulate the KS regularized equations of motion in terms of the perturbing potential (Stiefel & Scheifele 1975), which can be advantageous in some cases, although it only applies to cases when the potential is independent of velocity (not the case for general relativity). Also, (Stiefel & Scheifele 1975, pages 30 and 31) argue that it is numerically more efficient to formulate the equations of motion in terms of the total energy, not just the Kepler energy (see their eq. (A.31)). The equations of motion can also be cast into the form of regular elements (Stiefel & Scheifele 1975, their pages 90 and 91) that are advantageous for perturbed two-body systems since the regular elements remain exactly constant for non-perturbed systems (i.e., the two-body system is integrated analytically).

Appendix A.2.3: Numerical integration

We solve the equations of motion using the Hermite scheme in the PEC formulation (see sect. A.1.1), with $\Delta\tau \equiv \kappa$. The integration scheme then becomes:

1. Predict the regularized position, regularized velocity and binding energy at the end of the current integration step

$$\tilde{\mathbf{u}}_{i+1} = \mathbf{u}_i + \mathbf{u}_i^{(1)}\kappa + \frac{1}{2}\mathbf{u}_i^{(2)}\kappa^2 + \frac{1}{6}\mathbf{u}_i^{(3)}\kappa^3, \quad (\text{A.35a})$$

$$\tilde{\mathbf{u}}_{i+1}^{(1)} = \mathbf{u}_i^{(1)} + \mathbf{u}_i^{(2)}\kappa + \frac{1}{2}\mathbf{u}_i^{(3)}\kappa^2, \quad (\text{A.35b})$$

$$\tilde{b}_{i+1} = b_i + b_i^{(1)}\kappa + \frac{1}{2}b_i^{(2)}\kappa^2. \quad (\text{A.35c})$$

Then, predict the center of mass position and velocity from eq. A.4.

2. Evaluate the regularized acceleration, regularized jerk, and the derivatives of the binding energy at the end of the current integration step, according to eqs. A.30 and A.32

$$\mathbf{u}^{(3)} = \frac{1}{2} \left(-b^{(1)} \mathbf{u} - b \mathbf{u}^{(1)} + r^{(1)} \mathbf{P} \bar{\mathbf{u}}^* + r \mathbf{P}^{(1)} \bar{\mathbf{u}}^* + r \mathbf{P} (\bar{\mathbf{u}}^{(1)})^* \right), \quad (\text{A.36a})$$

$$b^{(2)} = -\langle \mathbf{r}^{(2)}, \mathbf{P} \rangle - \langle \mathbf{r}^{(1)}, \mathbf{P}^{(1)} \rangle. \quad (\text{A.36b})$$

Note that the test-particle integrator by Hamers et al. (2014) adopts a similar integration scheme for the KS coordinates.

3. Correct the regularized position, regularized velocity and binding energy at the end of the current integration step

$$\mathbf{u}_{i+1}^{(1)} = \mathbf{u}_i^{(1)} + \frac{1}{2} (\mathbf{u}_i^{(2)} + \tilde{\mathbf{u}}_{i+1}^{(2)}) \kappa + \frac{1}{12} (\mathbf{u}_i^{(3)} - \tilde{\mathbf{u}}_{i+1}^{(3)}) \kappa^2 \quad (\text{A.37a})$$

$$\mathbf{u}_{i+1} = \mathbf{u}_i + \frac{1}{2} (\mathbf{u}_i^{(1)} + \mathbf{u}_{i+1}^{(1)}) \kappa + \frac{1}{12} (\mathbf{u}_i^{(2)} - \tilde{\mathbf{u}}_{i+1}^{(2)}) \kappa^2 \quad (\text{A.37b})$$

$$b_{i+1} = b_i + \frac{1}{2} (b_i^{(1)} + \tilde{b}_{i+1}^{(1)}) \kappa + \frac{1}{12} (b_i^{(2)} - \tilde{b}_{i+1}^{(2)}) \kappa^2 \quad (\text{A.37c})$$

Note that the corrected velocity in the corrector for the position makes the scheme fourth order (Mikkola & Merritt 2006).

Appendix A.2.4: Regularized time-step considerations

The regularized time step is determined using

$$s = \eta \min \left(\sqrt{\frac{|\mathbf{u}^{(2)}| |\mathbf{u}|}{|\mathbf{u}^{(3)}| |\mathbf{u}^{(1)}|}}, \frac{|\mathbf{u}^{(1)}|}{|\mathbf{u}^{(2)}|} \right), \quad (\text{A.38})$$

which is a variation on the time steps suggested by Funato et al. (1996a). To advance model time, we need to convert this κ to h , which, according to Funato et al. (1996a) is done with

$$h \equiv T(\kappa) = t_{\frac{1}{2}}^{(1)} \kappa + \frac{1}{24} t_{\frac{1}{2}}^{(3)} \kappa^3 + \frac{1}{1920} t_{\frac{1}{2}}^{(5)} \kappa^5. \quad (\text{A.39})$$

Here $t_{\frac{1}{2}}^{(i)}$ is the i -th derivative of t with respect to τ from the begin time τ_b to $\tau = \tau_b + \frac{1}{2} \kappa$ is given by

$$t_{\frac{1}{2}}^{(1)} = |\mathbf{u}|^2, \quad (\text{A.40a})$$

$$t_{\frac{1}{2}}^{(3)} = \mathbf{u}^{(2)} \bar{\mathbf{u}} + 2|\mathbf{u}^{(1)}|^2 + \mathbf{u} \bar{\mathbf{u}}^{(2)}, \quad (\text{A.40b})$$

$$t_{\frac{1}{2}}^{(5)} = \mathbf{u}^{(4)} \bar{\mathbf{u}} + 4\mathbf{u}^{(3)} \bar{\mathbf{u}}^{(1)} + 6|\mathbf{u}^{(2)}|^2 + 4\mathbf{u}^{(1)} \bar{\mathbf{u}}^{(3)} + \mathbf{u} \bar{\mathbf{u}}^{(4)}. \quad (\text{A.40c})$$

Here \mathbf{u} and all its derivatives are evaluated at half time step, using a Taylor expansion at the beginning of the integration step τ_b , using the approximated regularized snap and crackle:

$$s_b \equiv \mathbf{u}_b^{(4)} = -6 \frac{\mathbf{u}_b^{(2)} - \mathbf{u}_e^{(2)}}{\kappa^2} - \frac{4\mathbf{u}_b^{(3)} + 2\mathbf{u}_e^{(3)}}{\kappa}, \quad (\text{A.41a})$$

$$c_b \equiv \mathbf{u}_b^{(5)} = 12 \frac{\mathbf{u}_b^{(2)} - \mathbf{u}_e^{(2)}}{\kappa^3} + 6 \frac{\mathbf{u}_b^{(3)} + \mathbf{u}_e^{(3)}}{\kappa^2}. \quad (\text{A.41b})$$

Note that eq. A.39 has $\mathcal{O}(\kappa^7)$ ensuring an accuracy of $\mathcal{O}(\kappa^6)$ in the final integrated time. The inverse of this transformation cannot be found analytically. We use Newton-Rapson iteration:

$$\kappa_{[0]} = \frac{h}{|\mathbf{u}_b|^2}, \quad (\text{A.42a})$$

$$\kappa_{[i+1]} = \kappa_{[i]} - \frac{T(\kappa_{[i]}) - b}{\frac{|\mathbf{u}_1|^2}{2}}. \quad (\text{A.42b})$$

Here \mathbf{u}_1 is given by a third-order Taylor expansion. In practice, convergence to machine precision is reached in 4 iterations.

Appendix A.2.5: Selecting the regularized particle pair

Select which particles to regularize is done by calculating a regularization criterion for each pair of particles. We then sort the resulting list of pairs, only keeping the N_{reg} highest-graded pairs. Here N_{reg} is a free parameter. We then regularize all particle pairs if they have the smallest norm of the relative acceleration

$$Q_{\text{reg}} = \frac{G(m_1 + m_2)}{r^2}. \quad (\text{A.43})$$

The complete integration step now becomes

1. Select pairs of particles that need to be regularized and resolve their step.
2. Predict all unregularized particles and all regularized pairs of particles.
3. Convert coordinates of regularized particles to world coordinates.
4. Evaluate acceleration and jerks for all pairs of particles, excluding the Newtonian interaction between regularized pairs.
5. For regularized pairs, calculate derivatives for the acceleration, jerk, and binding energies.
6. Correct all unregularized particles, and all regularized pairs of particles.
7. Convert coordinates of regularized particles to world coordinates to synchronize the whole system of particles.

To symmetrize the global time step, we first need to symmetrize the time steps in their own coordinate system; regularized time steps need to be symmetrized in regularized time, and then transformed to a world time step.

Appendix A.3: The implementation

Appendix A.3.1: ph4

The N -body integrator ph4 utilizes a 4th-order Hermite scheme similar to that described in §A.1.1, with some differences in detail. Its origin lies in the *kira* integrator, which was part of the *Starlab* software suite (Portegies Zwart et al. 1998), but most of the complicating elements in *kira* — e.g. treatments of arbitrary multiples and close encounters, stellar and binary evolution, etc. — have been removed, to be replaced in the AMUSE model by separate community modules communicating at the Python level. The data structures in ph4 are deliberately kept simple, making for a robust module that is easy to manage as a standalone tool, and facilitates parallelism as well as GPU acceleration, as discussed below.

Although ph4 uses individual block time steps internally, its basic mode of operation, like most AMUSE modules (see section A.3.3), is to take an N -body system, typically synchronized at some initial time t_0 , and integrate it forward to some new time t_1 .

The ph4 module uses individual block time steps (McMillan 1986), with essentially the same logic as described by Makino (1991) and used in *Starlab*. Each particle i has its own current time t_i and time step δt_i . By rounding all steps down to powers of 2 we open the possibility that many particles can be advanced simultaneously. Specifically, it is often the case that, at any stage of the calculation, multiple “ i -particles” have the same next time $t_{next} = t_i + \delta t_i$, allowing a one-time parallel prediction of all field positions and velocities:

$$\tilde{\mathbf{r}}_j = \mathbf{r}_j + \mathbf{v}_j h_j + \frac{1}{2} \mathbf{a}_j h_j^2 + \frac{1}{6} \mathbf{j}_j h_j^3 \quad (\text{A.44a})$$

$$\tilde{\mathbf{v}}_j = \mathbf{v}_j + \mathbf{a}_j h_j + \frac{1}{2} \mathbf{j}_j h_j^2 \quad (\text{A.44b})$$

(where $h_j = t_{next} - t_j$), and parallel computation of the predicted accelerations and jerks of the i -particles:

$$\tilde{\mathbf{a}}_i = - \sum_{\substack{j=1 \\ j \neq i}}^n \frac{Gm_j}{r_{ij}^3} \tilde{\mathbf{r}}_{ij}, \quad (\text{A.45})$$

$$\tilde{\mathbf{j}}_i = - \sum_{\substack{j=1 \\ j \neq i}}^n \frac{Gm_j}{r_{ij}^3} \left[\tilde{\mathbf{v}}_{ij} + \frac{3(\tilde{\mathbf{v}}_{ij} \cdot \tilde{\mathbf{r}}_{ij}) \tilde{\mathbf{r}}_{ij}}{r_{ij}^2} \right], \quad (\text{A.46})$$

where, as before, $\tilde{\mathbf{r}}_{ij} = \tilde{\mathbf{r}}_i - \tilde{\mathbf{r}}_j$ and $\tilde{\mathbf{v}}_{ij} = \tilde{\mathbf{v}}_i - \tilde{\mathbf{v}}_j$.

The corrector step in ph4 differs from the more elegant version described in §A.1.1, with the formulation chosen to allow the use of the “traditional” Aarseth (1985) time step formula. Using the available derivative information at the beginning and end of the step, we can estimate the next two derivatives in the Taylor series for the position and the velocity (Makino 1991), snap and crackle:

$$\mathbf{s}_i \equiv \ddot{\mathbf{a}}_i = \frac{-6(\mathbf{a}_i - \tilde{\mathbf{a}}_i) - \delta t_i(4\mathbf{j}_i + 2\tilde{\mathbf{j}}_i)}{\delta t_i^2} \quad (\text{A.47})$$

$$\mathbf{c}_i \equiv \ddot{\mathbf{a}}_i = \frac{-12(\mathbf{a}_i - \tilde{\mathbf{a}}_i) + 6\delta t_i(\mathbf{j}_i + \tilde{\mathbf{j}}_i)}{\delta t_i^3}, \quad (\text{A.48})$$

(see also Eqs. A.41a and A.41b), leading to the correction

$$\mathbf{r}_i = \tilde{\mathbf{r}}_i + \frac{\delta t_i^4}{24} \mathbf{s}_i + \frac{\delta t_i^5}{120} \mathbf{c}_i \quad (\text{A.49})$$

$$\mathbf{v}_i = \tilde{\mathbf{v}}_i + \frac{\delta t_i^4}{6} \mathbf{s}_i + \frac{\delta t_i^5}{24} \mathbf{c}_i. \quad (\text{A.50})$$

The new time step is (Aarseth 1985)

$$\delta t_i = \eta \sqrt{\frac{|\tilde{\mathbf{a}}_i| |\mathbf{s}_i| + |\tilde{\mathbf{j}}_i|^2}{|\tilde{\mathbf{j}}_i| |\mathbf{c}_i| + |\mathbf{s}_i|^2}}. \quad (\text{A.51})$$

(where η is an accuracy parameter), rounded down to a power of 2. We note in passing that ph4 departs from *kira* in the use of a novel and more efficient block scheduling algorithm, which reorders the block step (t_{next}) list and hence determines the next time step in $\mathcal{O}(1)$ steps per i particle.

The specialization of ph4 make it perform well — the removal of most complicating physics — also in principle limits its range of applicability. The code can be coupled to other physics solvers or other gravity modules on different scales through the AMUSE framework, see section A.3.3.

Appendix A.3.2: Hermite_GRX

We implemented the EIH equations of motion in regularized and non-regularized forms, in standard C++11 (ISO 1998). Our implementation includes the correction terms for EIH equations of motion, and we include the calculation for the energy and linear momentum for validation.

The code parallelized using threads, but not with MPI, and it is not GPU enabled. We implemented the post-Newtonian cross-terms using two particle sets: one set of N particles that are affected by general relativity, and one set of n particles is purely Newtonian. In principle all particles can be considered relativistic, or all can be Newtonian. In the first case, the code performance scales with N^3 , otherwise with the usual N^2 . In general, the code scales $\propto N^3 + nN^2 + n^2$. In the case of a galactic nucleus $N = 1$ represents the supermassive black hole and the rest of the particles n for the other stars.

We implemented

- *1PN EIH*, for the full EIH equations of motion, resulting in an $\mathcal{O}(N^3)$ time complexity.
- *1PN Pairwise*, which neglects the acceleration dependence of the velocity in the EIH equations of motion, resulting in a $\mathcal{O}(N^2)$ algorithm.
- *1PN GC Crossterms*, for integration of supermassive black holes in galactic nuclei in which one massive object includes the cross terms with the low-mass objects, but the low-mass objects are not relativistic.

In *Hermite_GRX* we implemented several numerical schemes, which include:

- *Hermite*, for the standard Hermite predictor-corrector integrator with variable but shared time step (Makino 1991).
- *SymmetrizedHermite*, which is a time-symmetrized version of the Hermite integrator (Hut et al. 1995).
- *RegularizedHermite*, which includes regularized close approaches for pairs of particles using Kustaanheimo-Stiefel regularization (Kustaanheimo & Stiefel 1965). This implementation still uses the standard Hermite scheme for time integrations.

- *SymmetrizedRegularizedHermite*, which adopts RegularizedHermite, but with symmetrized time step (Funato et al. 1996b).

Appendix A.3.3: The implementation in the Astrophysics Multipurpose Software Environment

The Astrophysics Multipurpose Software Environment is a numerical framework for multi-scale and multi-physics simulations (Portegies Zwart & McMillan 2018). AMUSE uses numerical implementations for a wide variety of physical processes, including gas dynamics, star formation, stellar evolution, gravitational dynamics, circum-stellar disk evolution and radiative transport.

Other physical processes, such as stellar and binary evolution, the Galactic tidal field or hydrodynamical processes can be accommodated through the AMUSE framework. One complication in multi-body dynamics is the formation of substructures, such as binaries, and triples, etc.

The treatment of such local condensations but also of close encounters in unsoftened systems is a much lower-level issue and requires special treatment. AMUSE does contain *N*-body modules that include specialized treatment of close encounters, but most do not, and since the guiding principle behind AMUSE is to separate functionality as much as possible, *ph4* and *ph4* like many other modules, relies on the *multiples* module to manage close encounters and any long-lived binary and multiple systems that arise. In *multiples*, a binary or stable multiple, once identified, is treated as an unperturbed object, possibly with the inclusion of secular internal evolution terms until it has a close encounter with another object in the system. At that point, the interaction is treated as a few-body scattering, which eventually results in the creation of new stable objects that are then reinserted into the *ph4* or *ph4* integration. The *multiples* module is described in more detail in (Portegies Zwart & McMillan 2018, Sect. 4.5).

Hermite_GRX can also be combined with *multiples* through the AMUSE framework, but due to the local regularization strategies using quaternions (see section A.2), this is not always necessary.

In AMUSE, at least two independently developed implementations for each of the domain-specific solvers are available. This Noah’s Ark approach (Portegies Zwart et al. 2009) allows the user to swap one simulation code for another without any further changes to the runtime environment (codes, scripts, or underlying hardware) and without the need to recompile. It is non-intrusive in the sense that underlying numerical implementations do not require any modifications or recompilation.

The environment is tuned for running on high-performance architectures, and includes support for GPU and massive task-based parallelism (using message-passing parallelism or open multi-processing parallelism).

Appendix A.3.4: Stopping conditions

In the AMUSE framework codes are interfaced to allow the generation of a homogeneous and self consistent simulation environment for performing multi-scale and multi-physics simulations. Many of the codes in AMUSE are not build for this purpose, but for operating within a specific domain and parameter range. Due to the interaction with other codes,

the underlying simulation engines (called community codes) may be forced to operate outside their usual domain range. If lucky, this would result in a crash with the appropriate memory core dump. In AMUSE, however, such an interrupt is caught by the framework without resulting in a crash.

In a general simulation environment, this would be the moment another code takes over to continue the calculation in a different part of parameter space, another temporal or spatial domain or including different physics.

In AMUSE this problem is addressed by introducing *stopping conditions*, to interrupt the particular simulation domain which the underlying code is unsuited to handle.

In *ph4* and *Hermite_GRX* we implemented three different stopping conditions. Once any of these interrupts is initiated, the code returns control to the AMUSE framework, where the event can be handled appropriately. By default, the stopping conditions are turned off. The three stopping conditions are:

- **collision_detection:**

All particles have a property called *radius*, which is used to check for collisions between pairs of particles. At each integration step we check for two stars to approach each other within the sum of their radii. For this, we assume that the particles within that internal code-time step move in straight line

$$\mathbf{r}(s) = \mathbf{r}_b + (s - t_b) \mathbf{v}_b. \quad (\text{A.52})$$

Here \mathbf{r}_b and \mathbf{r}_e are the positions at the beginning and end of the current time step, respectively. If the relative distance between two particles is less than the sum of their radii, for some value of *s*, the interrupt *collision_detection* is initiated.

- **wall_clock_time_out_detection:** The interrupt is initiated when the code takes too long in terms of the wall-clock time to evolve to a specified model time.
- **maximum_number_of_integration_steps_detection:** Initiated when the evolution to the required model time takes more than a pre-determined number of time steps to reach the end time of the simulation.

Appendix A.3.5: Parallelization by message passing in *Hermite_GRX*

Solving the EIH equations of motion scales $\propto N^3$, making it a rather slow *N*-body code. Apart from regularization, we speed-up the code by parallelizing it. We do this by multithreading with C++11. Communication between threads can be done in shared memory, which are implemented through the standard library.

Appendix A.3.6: Parallelization by message passing in *ph4*

The most important departure of *ph4* from *kira* is in *ph4*’s use of MPI parallelism and GPU acceleration to increase performance on parallel architectures and GPU-supported systems. Although, *kira* in *Starlab* was designed to run on a single processor, it can operate in parallelized using MPI (Portegies Zwart et al. 2008) but its normal mode of operation is with special-purpose GRAPE-6 (Makino & Taiji 1996, 1998) or GPU through the *sapporo* library.

A significant difference from the *kira* formulation is that in *ph4* all global (*j*-data) calculations are implemented as MPI parallel tasks with an arbitrary number of workers,

and each worker is optionally GPU accelerated, using the **sapporo2** library (Gaburov et al. 2009; Bédorf et al. 2015). This allows an arbitrary number of GPUs to be configured per MPI worker (subject of course to the availability of hardware), with all options settable from the Python-level interface to ph4. The resulting boost in speed makes the GPU accelerated version of ph4 one of the best performing direct (N^2) N -body codes in the AMUSE suite (see Fig 10 in Portegies Zwart et al. (2013)). We illustrate the higher speed of the GPU accelerated version of ph4 in Fig. 1.

Appendix A.3.7: Parallelization by message passing in Brutus

In Brutus, the i -parallelization scheme is implemented, i.e. in the double force loop, the outer for-loop is parallelized Makino (2002). The numbers in arbitrary-precision data type are converted to an array of characters, which are subsequently communicated through MPI. Once received, the data type is converted back to arbitrary-precision variables.

Appendix A.3.8: The speed of light

Hermite_GRX, ph4 and Brutus operate internally in dimensionless N -body units, for which $G = 1$, the total mass $M = 1$ and the virial radius $R = 1$. When scaling to physical units, like in a $10^6 M_\odot$ star cluster with a 1 pc virial radius, we have to introduce scaling between the physical units and the N -body units. In AMUSE this is done with a **converter** (Portegies Zwart & McMillan 2018).

In Hermite_GRX we use the relative speed of light parameter ζ in terms of the mean velocity in N -body units ($\frac{1}{2}\sqrt{2}$), and size

$$v = \sqrt{\frac{Gm}{r}}. \quad (\text{A.53})$$

The speed of light, in physical units also has to be converted to N -body units. In Hermite_GRX we do this by defining the relative speed of light, or the relativisticity of the conditions as

$$\zeta = \frac{1}{2}\sqrt{2}/v \quad (\text{A.54})$$

For $m = 10^6 M_\odot$, $r = 1$ au we get $\zeta = \mathcal{O}(2.4 \cdot 10^{-5})$, and for $r = 1$ pc we get $\zeta = \mathcal{O}(0.01)$. Here the system becomes Newtonian for $\zeta \rightarrow 1$, and smaller values of ζ mean a more relativistic system. The assumption of the Taylor series expansion tends to break down for $\zeta \gtrsim 0.3$ (see sect. 4.2 or better, read (Will 2011)).

In the main paper we express the speed of light in terms of the velocity dispersion v/c , which is more natural. The conversion from ζ to v/c is $v_{\text{nbody}} = 1/\sqrt{2}$:

$$v/c = v_{\text{nbody}}/c_{\text{nbody}} = v_{\text{nbody}}/(\zeta c) \quad (\text{A.55})$$

Appendix A.3.9: Example

In Listing 2 and 1, we shows a rudimentary AMUSE script for calculating the evolution of N black holes to 1-PN EIH equations of motion (including the cross-terms). Listing 2 shows how to start the code, and Listing 1 shows the main event loop. Here we adopted the symmetrized regularized Hermite integrator with the full EIH equations of motion to 1st order. We adopted a radius of the particles of $10GM/c^2$.

Listing 1: source listing for simulation gravitating system.

```
def gravity(bodies,
            converter,
            integrator,
            dt_param=0.1,
            t_end = 200| units.yr):

    gravity = HermitePN(converter)
    gp = gravity.parameters
    gp.dt_param = dt_param
    gp.perturbation = '1PN_EIH'
    gp.integrator = integrator
    gp.light_speed = constants.c
    gp.num_threads = 1

    gravity.particles.add_particles(bodies)
    sc = gravity.stopping_conditions.\
        collision_detection
    sc.enable()
    Etot_init = gravity.kinetic_energy +\
        gravity.potential_energy
    from_gravity = gravity.particles.\
        new_channel_to(bodies)

    dt = 0.001 * t_end
    while gravity.get_time() < t_end:

        time = gravity.model_time + dt
        gravity.evolve_model(time)
        from_gravity.copy()

        Ekin = gravity.kinetic_energy
        Epot = gravity.potential_energy

        Etot = Ekin + Epot
        dE = (Etot_init - Etot) / Etot
        print("T =", gravity.get_time(),
              "M =", bodies.mass.sum(),
              "E =", Etot,
              "Q =", -Ekin/Epot)
        print("dE =", dE)

        if sc.is_set():
            print("Collision detected=",
                  len(sc.particles(0)))
            resolve_collision(sc,
                             gravity,
                             bodies)

    gravity.stop()
```

Appendix B: Validation of the code

Appendix B.1: Two-body systems

Appendix B.1.1: Integrator performance

The Newtonian solution for the equations of motion for two particles was described by Kepler (1609). In the absence of general relativity, the solution is static with the exception of the mean anomaly. As a first test we check the conservation of these theoretically conserved Keplerian elements for one orbit.

Listing 2: Source listing for simulation gravitating system.

```

mass = 1.e+6 | units.MSun
size = 0.001 | units.pc
conv = nbody_system.nbody_to_si(mass,
                                size)
bodies = new_plummer_model(10, conv)
bodies.radius = Schartzschild(bodies.mass)
integrator = 'SymmetrizedRegularizedHermite'

gravity(bodies,
        integrator,
        converter,
        dt_param = o.dt_param,
        t_end = o.t_end)

```

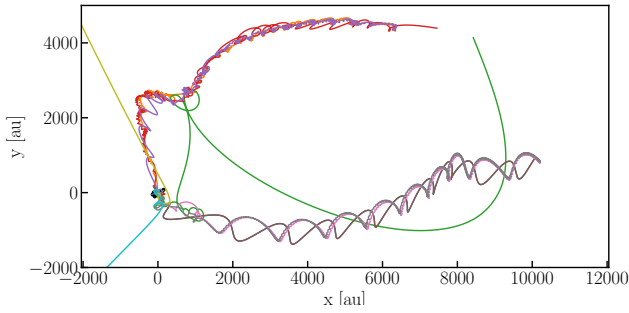


Fig. A.1: Integration of an $N = 10$ Plummer sphere with a virial radius of 1 mpc and a total mass of 10^7 equal-mass black holes for 200 years.

We vary the initial eccentricity e_0 and time step parameter η and adopt masses of $M = 10^6 M_\odot$, $m = 50 M_\odot$, initial semi-major axis $a_0 = 1$ mpc, and initial eccentricity $e_0 \in \{0.1, 0.5, 0.9\}$. For the time step parameter $\eta \in \{0.03, 0.01, 0.003, 0.001\}$ and integrate for one orbital period (Kepler 1609)

$$P = 2\pi \sqrt{\frac{a_0^3}{G(M+m)}}, \quad (\text{B.1})$$

In figs. B.1 and B.2 we show the relative errors in energy and eccentricity in these integrations for the unregularized and the regularized Hermite integrator, respectively. For each calculation the error in the energy and eccentricity reaches a maximum near pericenter.

The relative error in the regularized Hermite integration in fig. B.2 are one orders of magnitude smaller than the unregularized integrator error (see Figure B.1).

As intended in its design, the regularized Hermite integrator performs equally in terms of conserving energy and angular momentum compared to the non-regularized integrator for low eccentricity orbits, and considerably better for eccentric orbits.

In fig. B.3 we present the secular drift in energy as a function of η for initial eccentricities $e_0 \in \{0.01, 0.1, 0.5, 0.9, 0.99, 0.999, 0.9999\}$. The same set of initial conditions were adopted in Hamers et al. (2014). These integrations are performed for $t_{\text{end}}/P = 10^3$ and $t_{\text{end}}/P = 3.4 \times 10^5$. As expected for a fourth-order integrator, the integration error scale with $\mathcal{O}(\eta^4)$. The regularized Hermite

integrator out-performs the other integrators in terms of energy conservation for high eccentricity. The non-regularized integrators have a secular growth of the energy error, we therefore, prefer the regularized integration for the long-term evolution of highly eccentric orbits.

Appendix B.1.2: Post-Newtonian corrections

General relativity changes the dynamics of astronomical systems resulting in variations in the evolution of the orbital elements for two-body systems.

The secular evolution in the argument of periastron, forms one of the major tests for general relativity. The osculating elements, instantaneous orbital parameters under the influence of a perturbing acceleration, can be derived from the perturbing acceleration using Lagrange's planetary equations, (de Lagrange 1772; Merritt 2013).

We numerically integrate Lagrange's planetary equations for the first order post-Newtonian perturbation using Euler's method (Euler 1760). We decrease the time step until the solution convergences; for the earlier adopted binary we used initial eccentricities $e_0 \in \{0.1, 0.5, 0.9\}$ the resulting theoretical osculating elements are presented in fig. B.4. The post-Newtonian terms become more important for higher eccentricities because near periastron, the relative velocity of the particles becomes large while the distance becomes smaller for larger eccentricities.

Direct numerical integration of the equations of motion should reproduce these osculating elements, and in particular the secular change in the argument of periastron. We use the same binary as before and use a post-Newtonian perturbation to integrate one orbit. Note that for a two-body system, the EIH equations of motion reduce to the pairwise approximation. In fig. B.5, we present the relative error of the osculating elements integrated using the regularized Hermite and compare them to the theoretical prediction. We also show the integration error in total energy, including the post-Newtonian energy (eq. 5).

The error in the osculating element remains finite, even for very small values of η . The discrepancy is largest near pericenter, and are smallest near apocenter. The maximum relative error we observe in fig. B.5 in the first post-Newtonian correction is several orders of magnitude smaller than the theoretical predictions, making an implementation error improbable. The discrepancy between the theoretical value and the numerical results may well be caused by round-off. In particular since the post-Newtonian corrections require quite a large number of operations per step, and the time step is small. With a time-step parameter $\eta = 10^{-3}$ and $\sim 10^3$ operations per post-Newtonian evaluation, we expect the round-off error to grow by some 6 orders of magnitude over one orbital period. With the adopted 16 mantissa implementation, we then arrive at a mean error of the order of $\mathcal{O}(10^{-6})$, which is consistent with the observed energy error (bottom row of panels in fig. B.5).

For validation and verification, we recalculate the same initial conditions using ARCHAIN (Mikkola & Merritt 2008b), which results are indistinguishable from our implementation. The discrepancy between the numerical N -body result and the converged semi-analytic solution then manifests itself in two independently developed codes. We argue that the conserved energy corresponding to the equations of motions truncated to first post-Newtonian order, contains some second post-Newtonian terms that are ignored. Since

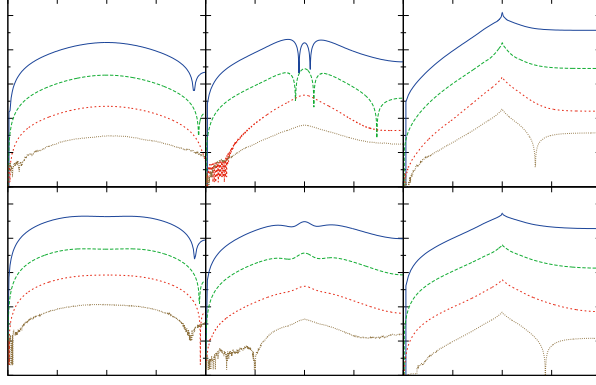


Fig. B.1: Relative error in the energy (top row of panels) and eccentricity (bottom row) for integrating a two body system using the Hermite integrator without post-Newtonian terms for initial eccentricities $e_0 \in \{0.1, 0.5, 0.9\}$ (from left to right), for time step parameters $\eta \in \{0.03, 0.01, 0.003, 0.001\}$ (top to bottom in colour: blue, green, red and orange, respectively).

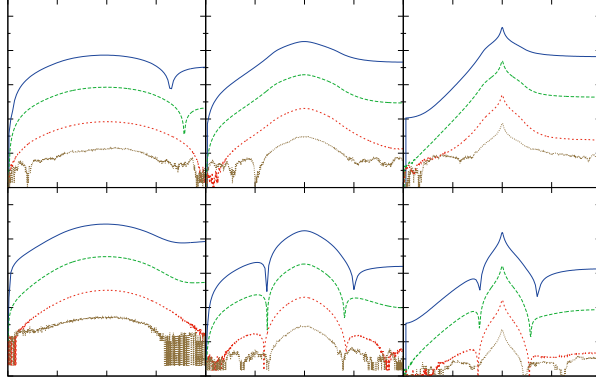


Fig. B.2: Relative integration errors in the energy (top row of panels) and eccentricity (bottom row) for one orbit using the regularized Hermite integrator for Newton's equations of motion for initial eccentricities $e_0 \in \{0.1, 0.5, 0.9\}$ (left to right panels, respectively), for various time step parameters $\eta \in \{0.03, 0.01, 0.003, 0.001\}$ (in colour: blue, green, red and orange, respectively).

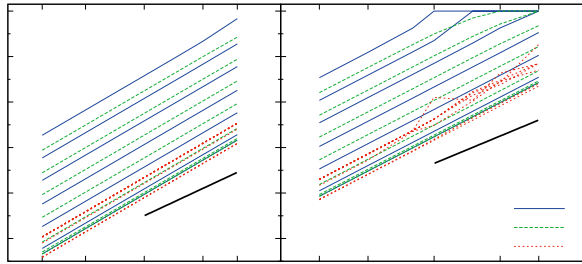


Fig. B.3: Relative energy errors for integration for $t_{\text{end}}/P = 10^3$ and $t_{\text{end}}/P = 3.4 \times 10^5$ for initial eccentricities $e_0 \in \{0.01, 0.1, 0.5, 0.9, 0.99, 0.999, 0.9999\}$ as a function of the time-step parameter η . The various integrators are indicated with colors (see legend).

these terms have order $\mathcal{O}(v^4/c^4)$ they tend to be important for higher eccentricity and near pericenter, which is precisely what we observe in our simulations.

As a note of warning, be careful when judging the accuracy of an N -body simulation based on energy conservation alone, in particular when considering the second-order post-

Newtonian terms (Portegies Zwart & Boekholt 2018). On the other hand, the secular evolution of the energy does not seem to be affected. For the 1-PN terms (including the cross terms) adopted in the main paper the energy is conserved.

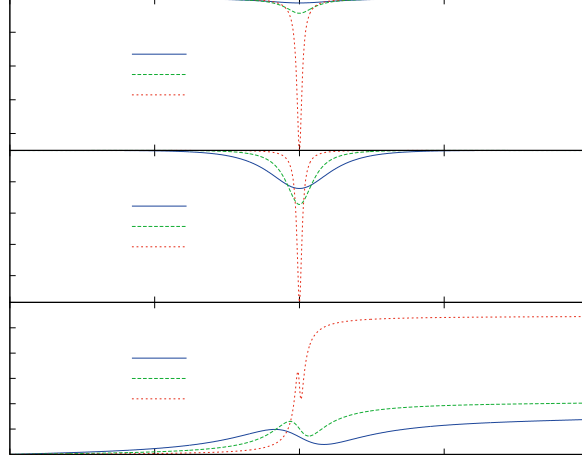


Fig. B.4: Osculating elements as a function of time for a binary with a stellar mass $50 M_{\odot}$ in orbit around a $10^6 M_{\odot}$ supermassive black hole in a $a = 1$ mpc orbit with an initial eccentricity $e_0 \in \{0.5, 0.7, 0.9\}$. Only the argument of periastron, ω , shows a secular variation (bottom panel).

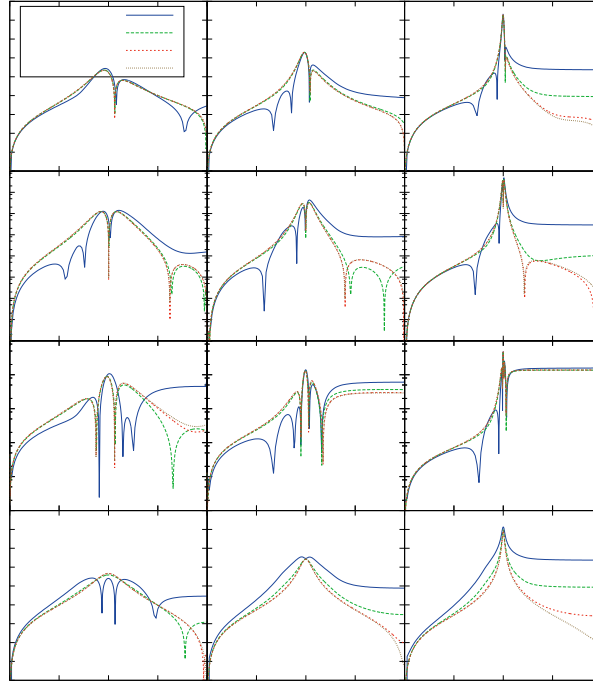


Fig. B.5: Relative errors in semimajor axis, eccentricity, argument of pericenter and post-Newtonian energy for a relativistic binary composed of a $50 M_{\odot}$ star in orbit around a $10^6 M_{\odot}$ supermassive black hole in a $a = 1$ mpc orbit with an initial eccentricity $e_0 \in \{0.5, 0.7, 0.9\}$. The initial eccentricity was chosen to be $e_0 \in \{0.5, 0.7, 0.9\}$. The integration was done using a regularized Hermite integrator, using a time step parameter of $\eta \in \{0.03, 0.01, 0.003, 0.001\}$ to show convergence (in color blue, green, red and orange, respectively).

Appendix C: The relativistic von Zeipel-Lidov-Kozai effect

There are only a few known solutions to the three-body problem. Apart from several semi-analytic solutions to resonant cases, such as we find in periodic braids (Moore 1993; Montgomery 1998), there is also a theory about the gen-

eral behavior of hierarchical three-body systems. In this section, we focus on the latter, in particular since there is a rich body of literature about the associated phenomena observed in hierarchical triples. We refer to this theory, as von Zeipel-Lidov-Kozai cycles (von Zeipel 1910; Lidov 1962; Kozai 1962), and there is copious literature in which the theory (Efimov & Sidorenko 2020; Hamers 2021), its

deeper consequences (de Elía et al. 2019) or the observational aspects (Stephan et al. 2020). Here we adopt the von Zeipel-Lidov-Kozai effect of testing the 3-body methods for Newtonian and relativistic dynamics.

Appendix C.1: The Newtonian von Zeipel-Lidov-Kozai problem

Numerical and analytical dynamical stability arguments (Georgakarakos 2008) indicate that most triples with comparable masses and mutual distances are dynamically unstable and ultimately decay into a binary and a single star. A counter-examples exist though, in which the three stars form a stable and periodic braid. Some of these solutions are even stable to second-order post-Newtonian order (Lousto & Nakano 2008b). Although dynamically unstable triples are rare, they are of considerable theoretical importance. Also, from an observational perspective, they are of interest because they lead to relatively high-velocity stars or stellar mergers.

Apart from braids, stable triples are always hierarchical in the sense that they can be described as an inner binary and a third body that orbits the center of mass of the inner binary at a distance much larger than the separation of the inner binary, as shown schematically in Figure C.1. Such hierarchical triples are rather common, and Tokovinin (2014) estimated their fraction among Solar-type stars in the Solar neighborhood $\sim 13\%$.

An important aspect in the dynamics of hierarchical triples is the periodic exchange of orbital angular momentum between the inner and outer binary. Such coupling is only effective when the relative inclination between the two orbital planes of the inner and outer orbits exceed some critical value

$$i_{\text{rel,crit}} = \arccos\left(\sqrt{\frac{3}{5}}\right) \approx 39.2^\circ. \quad (\text{C.1})$$

In which case, the inner binary and the relative inclination evolve periodically. To first non-zero order, this periodicity conserves

$$L_z \propto \sqrt{1 - e_1^2} \cos(i_{\text{rel}}) = \text{constant} \quad (\text{C.2})$$

During such von Zeipel-Lidov-Kozai cycles, the orbital energies remain constant, which leads to constant semi-major axes. During such a cycle, the eccentricity of the inner binary can reach values as high as $e_1 \sim 1 - 10^{-6}$, as we show in Figures C.3 and C.4. Such highly eccentric orbits are easily subject to tidal effects or the emission of gravitational waves, and could lead to stellar collisions (Antonini & Thompson 2016). Luckily, such high-eccentricity encounters are not expected to naturally occur in large N -body systems, except in the presence of hierarchical multiple subsystems. If such high eccentricities are relevant, the entire integration scheme, the Taylor expansion adopted for the post-Newtonian terms and the possibility of tidal effect should all be reconsidered.

On great advantage of von Zeipel-Lidov-Kozai cycles is the possibility to derive the secular evolution analytically by averaging over the inner and outer orbits. Here we assume that the orbital parameters vary slowly compared to the outer orbit: the timescale on which the orbital angular momentum of the inner binary varies is small compared

to the inner orbital period (Antonini et al. 2014). Direct numerical integration of the equations of motion of hierarchical triples remain important validating the underlying assumption on the system's hierarchy.

In Figure C.2, we present the result of several such numerical integration of some von Zeipel-Lidov-Lidov cycles together with the relation between e_1 and i_{rel} .

The lowest order approximation for von Zeipel-Lidov-Kozai cycles are the result of the quadrupole term in the multipole expansion used in the derivation. The corresponding timescale is of the order of (Naoz et al. 2013b)

$$t_{\text{quad}}^{\text{Newton}} \sim \frac{3}{a_1^2 m_3 \sqrt{G}} \frac{2\pi a_2^3 (1 - e_2^2)^2 \sqrt{m_1 + m_2}}{3}, \quad (\text{C.3})$$

in which the eccentricity reaches a maximum value of

$$e_{1,\text{max}} = \sqrt{1 - \frac{5}{3} \cos^2(i_{\text{tot}})}. \quad (\text{C.4})$$

Note that the latter expression is only valid in the limit in which the octupole terms vanish, the test particle quadrupole order limit (Naoz et al. 2013a), in which $a_2 \gg a_1$. When the octupole-level terms become important; they can be seen as a modulation on von Zeipel-Lidov-Kozai cycles. The importance of the octupole-level variations can be quantified by considering the ratio of the octupole to quadrupole-level coefficients

$$\frac{C_3}{C_2} = \frac{15}{4} \frac{\epsilon_M}{e_2}. \quad (\text{C.5})$$

Here C_2 and C_3 are the quadrupole and octupole-level coefficients given by Naoz et al. (2013a), and ϵ_M is the relative importance of the octupole-level term in the secularized Hamiltonian

$$\epsilon_M = \left(\frac{m_1 - m_2}{m_1 + m_2}\right) \left(\frac{a_1}{a_2}\right) \left(\frac{e_2}{1 - e_2^2}\right). \quad (\text{C.6})$$

This suggests that octupole-level variations are important for eccentric inner-binaries with high-mass components. Note here that ϵ_M is independent on the mass of the third (outer) body m_3 , but depends on its orbital parameters a_2 and e_2 . The timescale of octupole variation can be defined in a similar fashion

$$t_{\text{oct}}^{\text{Newton}} \sim \frac{4}{15} \epsilon_M^{-1} t_{\text{quad}}^{\text{Newton}}. \quad (\text{C.7})$$

Naoz et al. (2013a) demonstrate that this octupole variation can have consequences on the maximum eccentricity reached during the evolution of the system. The induction of variations in the relative inclination i_{tot} over time, can lead to a flip in the inner binary's orbit. The maximum eccentricity is reached at the moment the flip occurs (see eq. C.4).

We demonstrated in sect. B that the unregularized Hermite scheme is prone to introducing integration errors for highly eccentric orbits. This may pose a problem while integrating triples that are subject to von Zeipel-Lidov-Kozai cycles, for which the inner binary can become highly eccentric. We illustrated this in fig. C.3, where at $t \sim 4$ Myr the inner binary reaches an eccentricity in excess of $1 - 10^{-6}$,

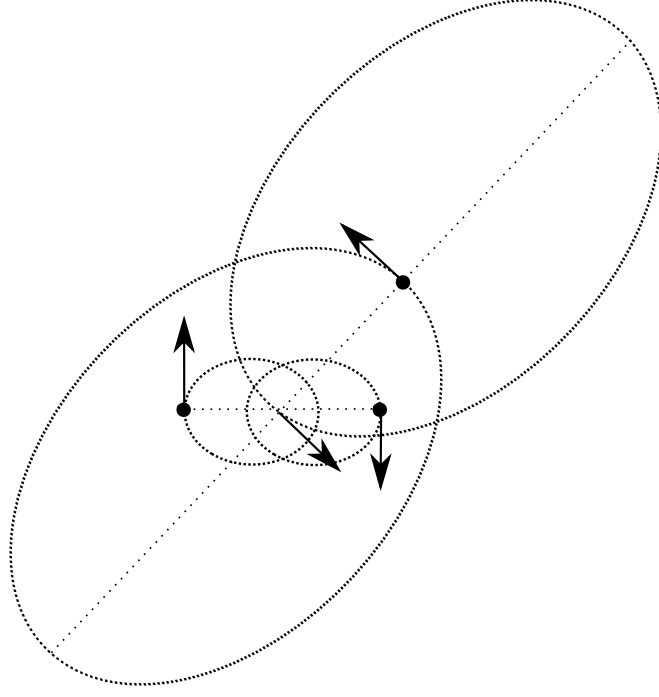


Fig. C.1: A schematic image of a hierarchical binary, consisting of the inner binary with masses m_1 and m_2 , orbiting each other with a semi-major axis a_1 and an eccentricity e_1 , orbited by a third mass m_3 , with semi-major axis a_2 and eccentricity e_2 . This figure is not to scale, as typically $a_2 \gg a_1$.

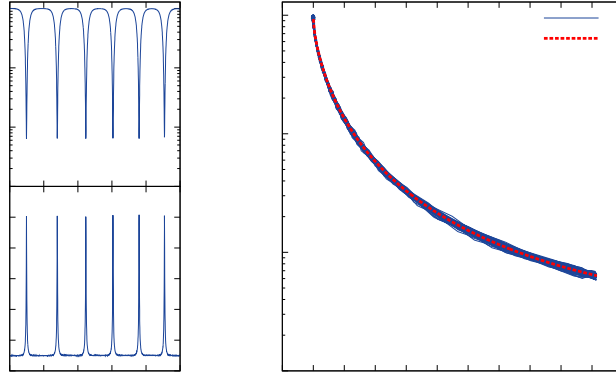


Fig. C.2: A few Kozai-Lidov cycles with its distinctive signature of high eccentricity (low $1 - e_1$) spikes. On the right we can see the eccentricity and relative inclination plotted against each other from $t = 0$ to $t = 10000$ yr, including the analytical prediction (based on the initial conditions and conservation of linear momentum in Equation C.2). The thickness of this line is due to numerical integration errors. Initial condition is a binary of masses $m_1 = 1 M_{\text{Jup}}$ and $m_2 = 1 M_{\odot}$, semi-major axis $a_1 = 0.005$ AU and eccentricity $e_1 = 0.001$, orbited by a third body of mass $m_3 = 10^6 M_{\odot}$ at semi-major axis $a_2 = 51.4$ AU, eccentricity $e_2 = 0.7$ and relative inclination $i_{\text{rel}} = 95^\circ$. Integration was done using a regularized Hermite integrator with a time-step parameter of $\eta = 0.01$.

leading to a relative integration error of about 8 orders of magnitude larger than when integrating a circular orbit. The result of regularized Hermite scheme for the same triple is presented in fig. C.4, showing a considerably better conservation of energy, and it is also faster.

ular when this leads to highly eccentric orbits. Since these cycles are the result of secular resonances between an inner and an outer orbit, variations in the parameters of the inner binary on a time scale similar to the secular resonance tend to quench the effect and reduce the extremes in the von Zeipel-Lidov-Kozai cycles.

Appendix C.2: The relativistic von Zeipel-Lidov-Kozai problem

Triple star systems which are subject to von Zeipel-Lidov-Kozai cycles may be affected by general relativity, in partic-

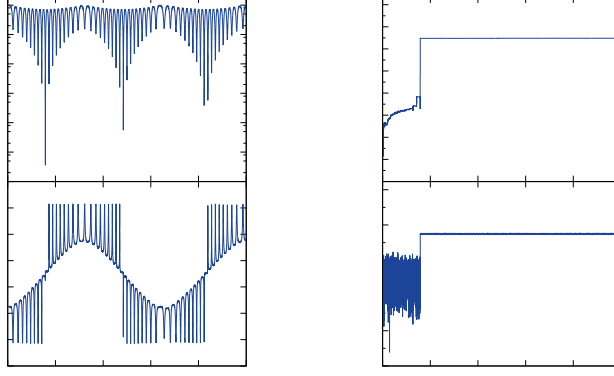


Fig. C.3: Kozai cycles integrated using the Hermite integrator with a time-step parameter of $\eta = 0.001$. Initial condition was a binary with masses $m_1 = 1 M_{\text{Jup}}$ and $m_2 = 1 M_{\odot}$ with semi-major axis $a_1 = 6 \text{ AU}$ and eccentricity $e_1 = 0.001$ orbited by a third body of mass $m_3 = 40 M_{\text{Jup}}$ at a distance $a_2 = 100 \text{ AU}$ and eccentricity $e_2 = 0.6$. The initial relative inclination was $i_{\text{tot}} = 65^\circ$. These initial conditions are identical to Figure 3 of Naoz et al. (2013a). Note that the integration errors in both the energy and the semi-major axis of the inner binary rapidly rise at $t \sim 4 \text{ Myr}$, where the inner binary reaches maximum eccentricity.

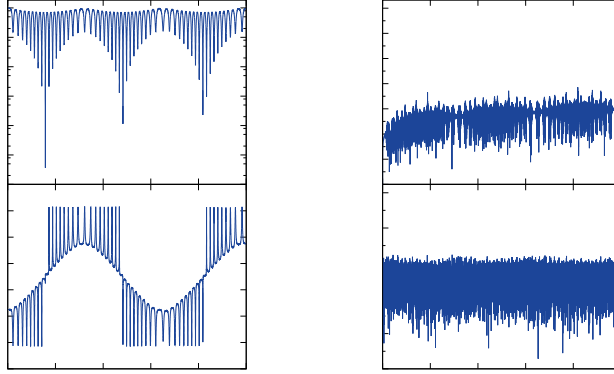


Fig. C.4: Kozai cycles integrated using the Regularized Hermite integrator with a time-step parameter of $\eta = 0.003$. Initial conditions are identical to those in Figure C.3, using a similar wall-clock run time. The large integration errors at high eccentricities are now absent, as regularization is applied to the inner binary.

The timescale on which the inner binary orbit is affected by general relativity is (Naoz et al. 2013b) and

$$t_i^{\text{1PN}} \sim 2\pi \frac{\frac{5}{2} a_1^2 c^2 (1 - e_1^2)}{3G(m_1 + m_2)^2}. \quad (\text{C.8})$$

We define the relative (dimensionless) parameter \mathcal{R} as the ratio between the 1-PN terms and Newtonian quadrupole timescales for a circular inner orbit

$$\mathcal{R} = \frac{t_i^{\text{1PN}}}{t_{\text{quad}}^{\text{Newton}}} \bigg|_{e_1=0} = \frac{1}{3} \frac{(a_1/\mathcal{R}_1)^4}{(a_2/\mathcal{R}_3)^3} \frac{1}{(m_3/m_1)^2 (1 - e_2)^2}. \quad (\text{C.9})$$

Here \mathcal{R}_1 and \mathcal{R}_2 are the gravitational radii of the inner binary and the outer orbiting tertiary body. They are given by

$$\mathcal{R}_1 = \frac{G(m_1 + m_2)}{c^2}, \quad (\text{C.10a})$$

$$\mathcal{R}_2 = \frac{Gm_3}{c^2}, \quad (\text{C.11a})$$

respectively.

A maximum in the eccentricity of the inner orbit is induced when the time scale for which the inner orbit evolves due to general relativity is of the same order as one von Zeipel-Lidov-Kozai cycle due to classical Newtonian resonance. The criteria for to happen is $\mathcal{R} \sim 1$, and $m_3 \gg m_1 > m_2$ (Naoz et al. 2013b).

In fig. C.5 we compare Hermite_GRX with the results presented in (Naoz et al. 2013b, see their fig.5). For the initial conditions, we use a star with planet that orbit a supermassive black hole. The inner binary, the star and planet, have masses $m_1 = 1 M_{\odot}$ and $m_2 = 0.001 M_{\odot}$, with semi-major axis $a_1 = 10^5 \mathcal{R}_1$, eccentricity $e_1 = 0.001$, and inclination $i_{\text{rel}} = 65^\circ$ with respect to the outer orbit. The third body is a super-massive black hole with mass $m_3 = 10^6 M_{\odot}$, and orbits the inner binary with semi-major axis a_2 , and eccentricity $e_2 = 0.7$ for various values of \mathcal{R} . The system is evolved to $t_{\text{end}} = s t_{\text{quad}}^{\text{Newton}}$ for three value of s , where we adopted a time-step parameter $\eta = 0.003$ for $s =$

10 and $s = 100$, and $\eta = 0.002$ for $s = 300$. The maximum eccentricity reached during that time interval for various values of \mathcal{R} are plotted in fig. C.5. Some minor deviation from the theoretical curve, in particular for $s = 10$ is caused by our incomplete sampling, because we only determine the eccentricity of the inner orbit near apocenter. In addition the distance between the third body to the inner binary also introduces a variations in the eccentricity of the inner orbit.

In fig. C.5 we show the resonant-like eccentricity excitation, discussed in Naoz et al. (2013b). Our calculations are integrated directly, whereas Naoz et al. (2013b) conducted an orbit averaged integration, using test particles with 1-PN including terms only up to $\mathcal{O}(a_1^{-2})$ and $\mathcal{O}(a_2^{-2})$ and the term, whereas we perform a direct N -body integration of the full EIH equations of motion to 1-PN with finite masses.

The first peak in the resonant structure of the eccentricity in fig. C.5 is shifted to $\mathcal{R} \sim 0.65$ with respect to $\mathcal{R} \sim 0.55$ in fig. 5 of Naoz et al. (2013b).

The calculations performed by Naoz et al. (2013b) adopted orbit averaging, which gives a considerable speed-up compared to direct integration. On the other hand, however, this may lead to missing the collision because the maximum eccentricity is reached in a time-interval shorter than the orbital period of the outer binary. Orbit averaging over the outer orbit then lacks the resolution to resolve the maximum eccentricity in the inner orbit, whereas in the direct N -body integration presented in fig. C.5 we do resolve the evolution of the eccentricity of the inner orbit.

Naoz et al. (2013b) further discuss the possibility of orbital flips when including relativistic effects, even in the absence of considerable variations at the Newtonian octupole moments, which form the usual cause of orbital flips. In their fig. 7, they present a specific case for an inner binary with $m_1 = 10 M_\odot$, $m_2 = 8 M_\odot$, $a_1 = 10$ AU, $e_1 = 0.001$, that is orbited by a $m_3 = 30 M_\odot$ tertiary body with semi-major axis $a_2 = 502$ AU and eccentricity $e_2 = 0.7$ and inclined by $i_{\text{rel}} = 94^\circ$ to the plane of the inner binary. According to eq. C.6 the large mass ratio of the inner binary suppresses the octupole level (Newtonian) effects. By integrating these initial conditions, including the EIH equations of motion using the regularized Hermite integrator with a time step parameter $\eta = 0.0003$, we do not observe such a orbital flip, as can be seen in fig. C.6.

The origin of this discrepancy is not so clear. The Newtonian case does not show orbital flips, and we see no direct argument for the presence of orbital flips when adopting the EIH equations of motion. On the other hand, when integrating the EIH equations of motion, we acquire a considerable error in the total energy when the binary reaches its highest eccentricity. These are caused by the large perturbation of the post-Newtonian terms when the inner binary reaches pericenter. As a result, this system is hard to integrate numerically. Our integration with a time step parameter $\eta = 0.0003$ integrated for 1 Myr took ~ 5 days on a regular workstation, and reached a minimum relative inclination of $i_{\text{rel,min}} = 93^\circ$.

Overall, our regularized Hermite integrator performs well and gives consistent results as earlier calculations. Discrepancies with secular evolution calculations can be understood from the lack of inner-orbital resolution in the latter. We, therefore, see no reason to doubt our implementation of the regularized and post-Newtonian terms.

References

- Aarseth, S. J. & Hoyle, F. 1964, *Astrophysica Norvegica*, 9, 313
- Abbott, B. P., Abbott, R., Abbott, T. D., et al. 2017, *ApJ*, 848, L12
- Antonini, J. M. O. & Thompson, T. A. 2016, *MNRAS*, 456, 4219
- Antonini, F., Murray, N., & Mikkola, S. 2014, *ApJ*, 781, 45
- Applegate, J. H., Douglas, M. R., Gursel, Y., Sussman, G. J., & Wisdom, J. 1986, *AJ*, 92, 176
- Babiuc-Hamilton, M., Brandt, S. R., Diener, P., et al. 2019, The Einstein Toolkit, to find out more, visit <http://einstein toolkit.org>
- Banerjee, S. 2021, *MNRAS*, 503, 3371
- Banerjee, S., Baumgardt, H., & Kroupa, P. 2010, *MNRAS*, 402, 371
- Banerjee, S. & Kroupa, P. 2011, *ApJ*, 741, L12
- Batygin, K., Morbidelli, A., & Holman, M. J. 2015, *ApJ*, 799, 120
- Bédorf, J., Gaburov, E., & Portegies Zwart, S. 2015, *Computational Astrophysics and Cosmology*, 2, 8
- Bergé, P., Pomeau, Y., & Vidal, C. 1987, *Order Within Chaos* (Wiley)
- Binney, J. & Tremaine, S. 2008, *Galactic Dynamics: Second Edition* (Princeton University Press)
- Boekholt, T. & Portegies Zwart, S. 2015, *Computational Astrophysics and Cosmology*, 2, 2
- Boekholt, T. C. N., Moerman, A., & Portegies Zwart, S. F. 2021, arXiv e-prints, arXiv:2109.07013
- Boekholt, T. C. N., Portegies Zwart, S. F., & Valtonen, M. 2020, *MNRAS*, 493, 3932
- Boltzmann, L. 1872, in (Wiener Berichte), 275
- Buchdahl, H. A. 1964, *ApJ*, 140, 1512
- Bulirsch, R. & Stoer, J. 1964, *Numerische Mathematik*, 6, 413, 10.1007/BF01386092
- Campanelli, M., Lousto, C. O., Zlochower, Y., & Merritt, D. 2007, *Phys. Rev. Lett.*, 98, 231102
- Carpintero, D. D., Muzzio, J. C., & Wachlin, F. C. 1999, *Celestial Mechanics and Dynamical Astronomy*, 73, 159
- Cornish, N. J. & Levin, J. 2003, *Phys. Rev. D*, 68, 024004
- de Elía, G. C., Zanardi, M., Dugaro, A., & Naoz, S. 2019, *A&A*, 627, A17
- de Lagrange, J.-L. 1772, *Chapitre II: Essai sur le Problème des Trois Corps*
- Duncan, M. J. & Quinn, T. 1993, *ARA&A*, 31, 265
- Efimov, S. S. & Sidorenko, V. V. 2020, *Cosmic Research*, 58, 249
- Einstein, A. 1915a, *Sitzungsberichte der Königlich Preußischen Akademie der Wissenschaften (Berlin)*, Seite 778-786., 778
- Einstein, A. 1915b, *Sitzungsberichte der Königlich Preußischen Akademie der Wissenschaften (Berlin)*, Seite 799-801., 799
- Einstein, A. & Grossmann, M. 1914, *Zeitschrift für Mathematik und Physik*, 63, 215
- Einstein, A., Infeld, L., & Hoffmann, B. 1938, *Annals of Mathematics*, 65
- Euler, L. 1760, *Nov. Comm. Acad. Imp. Petropolitanae*, 10, 207
- Fortin, P., Gouicem, M., & Graillat, S. 2012, in 2012 20th Euromicro International Conference on Parallel, Distributed and Network-based Processing, 407–415
- Fousse, L., Hanrot, G., Lefèvre, V., Pélissier, P., & Zimmermann, P. 2007, *ACM Trans. Math. Softw.*, 33, 13-es
- Fukushige, T. & Makino, J. 1994, *ApJ*, 436, L111
- Funato, Y., Hut, P., McMillan, S., & Makino, J. 1996a, *The Astrophysical Journal*, 112, 1697
- Funato, Y., Hut, P., McMillan, S., & Makino, J. 1996b, *AJ*, 112, 1697
- Futamase, T. & Itoh, Y. 2007, *Living Reviews in Relativity*, 10, 2
- Gaburov, E., Harfst, S., & Portegies Zwart, S. 2009, *New Astronomy*, 14, 630
- Galaviz, P. 2011, *Phys. Rev. D*, 84, 104038
- Galaviz, P. & Brügmann, B. 2011, *Phys. Rev. D*, 83, 084013
- Georgakarakos, N. 2008, *Celestial Mechanics and Dynamical Astronomy*, 100, 151
- Gieles, M., Erkal, D., Antonini, F., Balbinot, E., & Peñarrubia, J. 2021, *Nature Astronomy* [[arXiv]2102.11348]
- Goodman, J., Hogg, D. C., & Hut, P. 1993, *ApJ*, 415, 715
- Gragg, W. B. 1965, *SIAM Journal on Numerical Analysis*, 2, 384
- Granlund, T. & Team, G. D. 2015, *GNU MP 6.0 Multiple Precision Arithmetic Library* (United Kingdom: Samurai Media Limited)
- Granlund, T. & the GMP development team. 2012, *GNU MP: The GNU Multiple Precision Arithmetic Library*, 5th edn., <http://gmplib.org/>
- Gropp, W. 2002, *MPICH2: A New Start for MPI Implementations*, ed. D. Kranzlmüller, J. Volkert, P. Kacsuk, & J. Dongarra (Berlin, Heidelberg: Springer Berlin Heidelberg), 7–7
- Gropp, W., Lusk, E., Doss, N., & Skjellum, A. 1996, *Parallel Computing*, 22, 789
- Gültekin, K., Miller, M. C., & Hamilton, D. P. 2006, *ApJ*, 640, 156

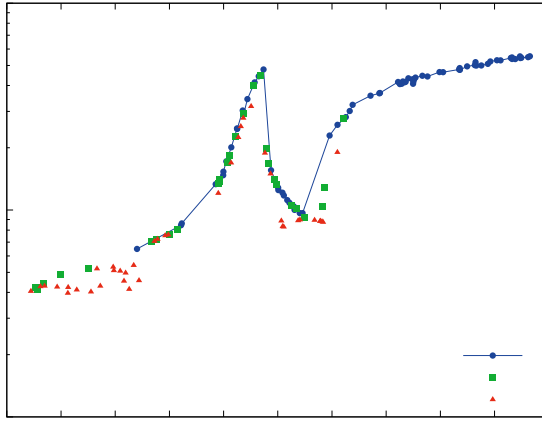


Fig. C.5: The maximum eccentricity reached after $t_{\text{end}} = N t_{\text{quad}}^{\text{Newton}}$, where $N \in \{10, 100, 300\}$ are denoted by the colors. The initial conditions are: $m_1 = 1 M_{\odot}$, $m_2 = 0.001 M_{\odot}$, $m_3 = 10^6 M_{\odot}$, $a_1 = 10^5 \mathcal{R}_1$, $i_{\text{tot}} = 65^\circ$, $e_1 = 0.001$, $e_2 = 0.7$, and a_2 was varied to simulate different \mathcal{R} . We can clearly see a eccentricity excitation around $\mathcal{R} = 0.65$. Simulations were performed using a regularized Hermite integrator with a time step parameter of $\eta = 0.003$ for $N = 10$ and $N = 100$ and $\eta = 0.002$ for $N = 300$. Each data point is an independent simulation that took a wall-clock time of ~ 20 min for $N = 10$, ~ 3 hours for $N = 100$ and ~ 12 hours for $N = 300$.

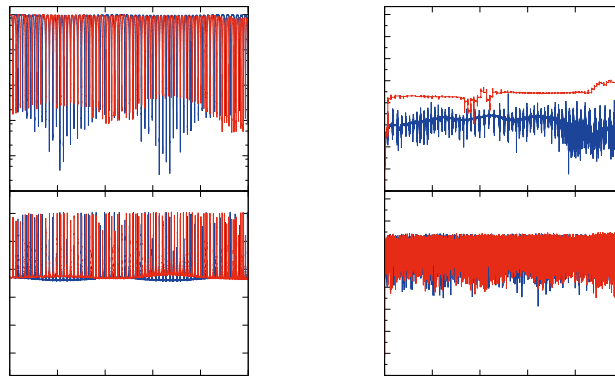


Fig. C.6: The Kozai-Lidov cycles for identical initial conditions as in Naoz et al. (2013b), showing no orbital flips, in contrast of the orbital flips shown in that paper. The initial conditions of this direct numerical integration consists of an similar-mass inner binary ($m_1 = 10 M_{\odot}$, $m_2 = 8 M_{\odot}$, $a_1 = 10 \text{ AU}$, $e_1 = 0.001$), orbited by a third body ($m_3 = 30 M_{\odot}$, $a_2 = 502 \text{ AU}$, $e_2 = 0.7$), inclined by $i_{\text{rel}} = 94^\circ$ relative to the inner binary. Integration was done using Newtonian (blue line) and the EIH equations of motion (green striped line) using a regularized Hermite integrator with a time step parameter $\eta = 0.0003$.

- Gurzadyan, V. G. & Kocharyan, A. A. 1994, *Journal of Physics A Mathematical General*, 27, 2879
- Hamers, A. S. 2021, *MNRAS*, 500, 3481
- Hamers, A. S., Portegies Zwart, S. F., & Merritt, D. 2014, *MNRAS*, 443, 355
- Hayli, A. 1970, *A&A*, 7, 249
- Heggie, D. C. 1988, in *Long-term Dynamical Behaviour of Natural and Artificial N-body Systems*, ed. A. D. Roy, 329–347
- Heggie, D. C. 1991, in *Predictability, Stability, and Chaos in N-Body Dynamical Systems*, ed. S. Roeser & U. Bastian, 47–62
- Heggie, D. C. & Mathieu, R. D. 1986, in *Lecture Notes in Physics*, Berlin Springer Verlag, Vol. 267, The Use of Supercomputers in Stellar Dynamics, ed. P. Hut & S. L. W. McMillan, 233
- Hemsendorf, M. & Merritt, D. 2002, *ApJ*, 580, 606
- H  non, M. 1971, *Ap&SS*, 13, 284
- Hernandez, D. M., Hadden, S., & Makino, J. 2020, *MNRAS*, 493, 1913
- Hilbert, D. 1915, *Gott. Nachr.*, 27, 395
- Hunter, J. D. 2007, *Computing in Science and Engineering*, 9, 90
- Hut, P. & Heggie, D. C. 2002, *Journal of Statistical Physics*, 109, 1017
- Hut, P., Makino, J., & McMillan, S. 1995, *The Astrophysical Journal*, 443, L93
- Hut, P., Makino, J., & McMillan, S. 1995, *ApJ*, 443, L93
- Iorio, L. 2020, *Universe*, 6, 53
- ISO. 1998, ISO/IEC 14882:1998: Programming languages — C++, 732, available in electronic form for online purchase at <http://webstore.ansi.org/> and <http://www.cssinfo.com/>.
- Itoh, Y. 2009, *Phys. Rev. D*, 80, 124003
- Kandrup, H. E. 1998, *Annals of the New York Academy of Sciences*, 867, 320
- Kandrup, H. E., Mahon, M. E., & Smith, Haywood, J. 1994, *ApJ*, 428, 458
- Kandrup, H. E. & Smith, Haywood, J. 1991, *ApJ*, 374, 255
- Kandrup, H. E. & Smith, Haywood, J. 1992, *ApJ*, 386, 635
- Kandrup, H. E., Smith, Haywood, J., & Willmes, D. E. 1992, *ApJ*, 399, 627
- Kepler, J. 1609, *Astronomia nova*, Vol. 1
- Kerr, R. P. 1963, *Phys. Rev. Lett.*, 11, 237
- King, I. R. 1966, *AJ*, 71, 64

- Kozai, Y. 1962, *AJ*, 67, 591
- Kustaanheimo, P. & Stiefel, E. 1965, *J. Reine. Angew. Math.*, 218, 204
- Lakshmanan, M. & Rajasekar, S. 2003, *Chaos in Conservative Systems* (Berlin, Heidelberg: Springer Berlin Heidelberg), 191–234
- Laskar, J. & Gastineau, M. 2009, *Nature*, 459, 817
- Laskar, J., Quinn, T., & Tremaine, S. 1992, *Icarus*, 95, 148
- Lidov, M. 1962, *Planet. Space Sci.*, 9, 719
- Lim, H. & Rodriguez, C. L. 2020, *Phys. Rev. D*, 102, 064033
- Lorentz, H. & Droste, J. 1917, in *Verslag Koninklijker Akademie van Wetenschappen*, Vol. 26, 392
- Lousto, C. O. & Nakano, H. 2008a, *Classical and Quantum Gravity*, 25, 195019
- Lousto, C. O. & Nakano, H. 2008b, *Classical and Quantum Gravity*, 25, 195019
- Makino, J. 1991, *ApJ*, 369, 200
- Makino, J. 1991, *The Astrophysical Journal*, 369, 200
- Makino, J. 2002, *New Astronomy*, 7, 373
- Makino, J. & Taiji, M. 1996, *Computers in Physics*, 10, 352
- Makino, J. & Taiji, M. 1998, *Scientific simulations with special-purpose computers : The GRAPE systems* (Scientific simulations with special-purpose computers : The GRAPE systems /by Junichiro Makino & Makoto Taiji. Chichester ; Toronto : John Wiley & Sons, c1998.)
- McMillan, S. L. W. 1986, in *Lecture Notes in Physics*, Berlin Springer Verlag, Vol. 267, *The Use of Supercomputers in Stellar Dynamics*, ed. P. Hut & S. L. W. McMillan, 156–+
- McMillan, S. L. W. 2014, in *AAS/Division of Dynamical Astronomy Meeting*, Vol. 45, *AAS/Division of Dynamical Astronomy Meeting*, 303.01
- Meiron, Y., Kocsis, B., & Loeb, A. 2017, *ApJ*, 834, 200
- Mel'nikov, A. V., Orlov, V. V., & Shevchenko, I. I. 2013, *Astronomy Reports*, 57, 429
- Merritt, D. 2013, *Dynamics and Evolution of Galactic Nuclei*
- Mewes, V., Zlochower, Y., Campanelli, M., et al. 2020, *Phys. Rev. D*, 101, 104007
- Mewes, V., Zlochower, Y., Campanelli, M., et al. 2018, *Phys. Rev. D*, 97, 084059
- Mikkola, S. & Merritt, D. 2006, *MNRAS*, 372, 219
- Mikkola, S. & Merritt, D. 2008a, *AJ*, 135, 2398
- Mikkola, S. & Merritt, D. 2008b, *AJ*, 135, 2398
- Mikkola, S. & Tanikawa, K. 1999, *MNRAS*, 310, 745
- Milani, A. & Nobili, A. M. 1992, *Nature*, 357, 569
- Miller, R. H. 1964, *ApJ*, 140, 250
- Montgomery, R. 1998, *Nonlinearity*, 11, 363
- Moore, C. 1993, *Physical Review Letters*, 3675
- Muno, M. P., Baganoff, F. K., Bautz, M. W., et al. 2004, *ApJ*, 613, 326
- Muzzio, J. C. & Mosquera, M. E. 2004, *Celestial Mechanics and Dynamical Astronomy*, 88, 379
- Muzzio, J. C., Navone, H. D., & Zorzi, A. F. 2009, *Celestial Mechanics and Dynamical Astronomy*, 105, 379
- Naoz, S., Farr, W. M., Lithwick, Y., Rasio, F. A., & Teyssandier, J. 2013a, *Monthly Notices of the Royal Astronomical Society*, stt302
- Naoz, S., Kocsis, B., Loeb, A., & Yunes, N. 2013b, *The Astrophysical Journal*, 773, 187
- Neilsen, D., Jay, J., & Morgan, T. 2014, in *APS Meeting Abstracts*, Vol. 2014, *APS April Meeting Abstracts*, M15.008
- Newton, I. 1687, *Philosophiae Naturalis Principia Mathematica*, Vol. 1
- Nieto, J. A., Saucedo, J., & Villanueva, V. M. 2003, *Physics Letters A*, 312, 175
- Nitadori, K. & Makino, J. 2008, *New A*, 13, 498
- Olyphant, T. E. 2006, *A guide to NumPy*, Vol. 1 (Trelgol Publishing USA)
- Parvulesco, C. 1924, *Bulletin Astronomique*, 5, 72
- Plummer, H. C. 1911, *MNRAS*, 71, 460
- Poisson, E. & Will, C. M. 2014, *Gravity*
- Portegies Zwart, S. & Boekholt, T. 2014, *ApJ*, 785, L3
- Portegies Zwart, S. & Boekholt, T. 2014, *The Astrophysical Journal Letters*, 785, L3
- Portegies Zwart, S. & McMillan, S. 2018, *Astrophysical Recipes: The art of AMUSE*
- Portegies Zwart, S., McMillan, S., Groen, D., et al. 2008, *New Astronomy*, 13, 285
- Portegies Zwart, S., McMillan, S., Harfst, S., et al. 2009, *New Astronomy*, 14, 369
- Portegies Zwart, S., van Elteren, A., Pelupessy, I., et al. 2018, *AMUSE: the Astrophysical Multipurpose Software Environment*
- Portegies Zwart, S. F., Baumgardt, H., McMillan, S. L. W., et al. 2006, *ApJ*, 641, 319
- Portegies Zwart, S. F., Belleman, R. G., & Geldof, P. M. 2007, *New Astronomy*, 12, 641
- Portegies Zwart, S. F. & Boekholt, T. C. N. 2018, *Communications in Nonlinear Science and Numerical Simulations*, 61, 160
- Portegies Zwart, S. F., Hut, P., Makino, J., & McMillan, S. L. W. 1998, *A&A*, 337, 363
- Portegies Zwart, S. F., McMillan, S. L., van Elteren, A., Pelupessy, F. I., & de Vries, N. 2013, *Computer Physics Communications*, 184, 456
- Portegies Zwart, S. F., McMillan, S. L. W., & Gieles, M. 2010, *ARA&A*, 48, 431
- Press, W. H., Teukolsky, S. A., Vetterling, W. T., & Flannery, B. P. 1992, *Numerical recipes in C. The art of scientific computing* (Cambridge: University Press, [c1992, 2nd ed.)
- Pretorius, F. 2005, *Phys. Rev. Lett.*, 95, 121101
- Rimoldi, A., Rossi, E. M., Piran, T., & Portegies Zwart, S. 2015, *MNRAS*, 447, 3096
- Robson, T., Cornish, N. J., Tamanini, N., & Toonen, S. 2018, *Phys. Rev. D*, 98, 064012
- Schwarzschild, K. 1916, *Abh. Konigl. Preuss. Akad. Wissenschaften Jahre 1906/92*, Berlin, 1907, 1916, 189
- Schäfer, G. 1987, *Physics Letters A*, 123, 336
- Shivamoggi, B. K. 2014, *Chaos in Dissipative Systems* (Dordrecht: Springer Netherlands), 189–244
- Spitzer, L. 1971, in *Pontificiae Academiae Scientiarum Scripta Varia*, *Proceedings of a Study Week on Nuclei of Galaxies*, held in Rome, April 13-18, 1970, Amsterdam: North Holland, and New York: American Elsevier, 1971, edited by D.J.K. O'Connell., p.443, 443–+
- Spitzer, L. 1987, *Dynamical evolution of globular clusters* (Princeton, NJ, Princeton University Press, 1987, 191 p.)
- Spitzer, L. J. & Hart, M. H. 1971a, *ApJ*, 164, 399
- Spitzer, L. J. & Hart, M. H. 1971b, *ApJ*, 166, 483
- Spyrou, N. 1975, *ApJ*, 197, 725
- Stephan, A. P., Naoz, S., & Gaudi, B. S. 2020, *arXiv e-prints*, arXiv:2010.10534
- Stiefel, E. L. & Scheifele, G. 1975, *Linear and regular celestial mechanics. Perturbed two-body motion. Numerical methods. Canonical theory.*
- Tokovinin, A. 2014, *AJ*, 147, 87
- Urmitsky, D. J. & Heggie, D. C. 2009, *MNRAS*, 392, 1051
- Valluri, M. & Merritt, D. 2000, in *The Chaotic Universe*, ed. V. G. Gurzadyan & R. Ruffini, 229–246
- van Albada, T. S. 1968, "Bulletin of the Astronomical Institutes of the Netherlands", 19, 479
- van Rossum, G. 1995, *Extending and embedding the Python interpreter*, Report CS-R9527, pub-CWI, pub-CWI:adr
- Verlet, L. 1967, *Phys. Rev.*, 159, 98
- von Hoerner, S. 1960, *Zeitschrift für Astrophysik*, 50, 184
- von Zeipel, H. 1910, *Astronomische Nachrichten*, 183, 345
- Waldvogel, J. 2006, *Celestial Mechanics and Dynamical Astronomy*, 95, 201
- Waldvogel, J. 2008, *Celestial Mechanics and Dynamical Astronomy*, 102, 149
- Wanex, L. F. 2002, *PhD thesis*, UNIVERSITY OF NEVADA, RENO
- Weinberg, S. 1972, *Gravitation and Cosmology: Principles and Applications of the General Theory of Relativity*
- Weinstein, G. 2012, *arXiv e-prints*, arXiv:1202.2791
- Will, C. M. 2011, *Proceedings of the National Academy of Science*, 108, 5938
- Will, C. M. 2014, *Phys. Rev. D*, 89, 044043
- Will, C. M. 2021, *Phys. Rev. D*, 103, 063003
- Wu, X. & Huang, T.-Y. 2003, *Physics Letters A*, 313, 77
- Zadunaisky, P. E. 1979, *Celestial Mechanics*, 20, 209