

Colouring the Higgs boson

Andy Buckley¹, Giuseppe Callea^{1*}, Andrew J. Larkowski², Simone Marzani³

1 School of Physics and Astronomy, University of Glasgow, Glasgow G12 8QQ, Scotland, UK **2**

Physics Department, Reed College, Portland, OR 97202, USA

3 Dipartimento di Fisica, Università di Genova and INFN, Sezione di Genova

Via Dodecaneso 33, 16146, Italy

* giuseppe.callea@cern.ch

June 3, 2022



*50th International Symposium on Multiparticle Dynamics
(ISMD2021)*

12-16 July 2021

doi:[10.21468/SciPostPhysProc.7](https://doi.org/10.21468/SciPostPhysProc.7)

Abstract

We present a novel observable that aims at constructing a colour tagger, to discriminate the decay of a colour-singlet into two jets from a two-jet background in a different colour configuration. Its performances were assessed in simulation, by applying it to the case of the production of a boosted Higgs boson decaying in two b-quarks and an associate electroweak boson. Notable discriminator powers when comparing the performances with other observables were observed, opening a wide scenario for further studies.

1 Introduction

Studying the internal structure of hadronic jets is crucial in the context of new physics searches and Standard Model constraints. Observables designed to be sensitive to the representation under the SU(3) colour of quantum chromodynamics of pairs of near-collinear jets are expected to have a good discriminating power. In this contribution, we introduce a new observable sensitive to the colour representation of pairs of jets, called the jet colour ring [1], that is provably optimal given reasonable assumptions. We focus primarily on two signal processes that feature the decay of a colour-singlet, namely the decay of the Higgs bosons into (bottom-quark) jets and the decay of an electroweak boson into light quark jets. We compare the jet colour ring to other colour-sensitive observables called the pull angle [2] and dipolarity [3], and explicitly demonstrate that these are technically sub-optimal for this colour discrimination problem, given our assumptions.

2 The colour ring

The idea behind the design of the colour ring is rather simple. By the Neyman-Pearson lemma, the optimal discriminant observable for distinguishing the momentum dependence of these colour

configurations is monotonic in their likelihood ratio. Therefore, the ratio of the soft gluon emission background ($|M_B|^2$) and the colour-singlet signal ($|M_S|^2$) matrix elements is considered by exploiting the kinematics of the dipole configuration and the collinear limit. Eq.1 shows the new discriminating variable in the collinear limit, where θ_{ak} (θ_{kb}) is the angle between the soft gluon and each of the final-state hard partons, and θ_{ab} is the angle between them.

$$\frac{|M_B|^2}{|M_S|^2} \simeq \frac{1 - \cos \theta_{ak} + 1 - \cos \theta_{bk}}{1 - \cos \theta_{ab}} \rightarrow \mathcal{O} = \frac{\theta_{ak}^2 + \theta_{bk}^2}{\theta_{ab}^2} \quad (1)$$

The jet colour ring expression, \mathcal{O} , is given by Taylor expanding the cosine in Eq.1: The form of the sum and ratio of squares of angles in Eq.1 has a nice geometric interpretation. \mathcal{O} can take values greater or less than 1, depending on the location of emission k . An illustration of the bottom quark dipole configuration including several contours to guide the eye is shown in Fig.1. All contours are circles, and $\mathcal{O} = 1$ for the circle with diameter equal to θ_{ab} with two antipodal points corresponding to the bottom and anti-bottom quark directions. Emissions from a colour-singlet dipole dominantly lie inside the $\mathcal{O} = 1$ circle, while emissions from a colour-octet dipole dominantly lie outside it.

For our studies, the signal and background processes are $H(b\bar{b}) + g$ and $g \rightarrow b\bar{b} + g$, respectively, where the extra gluon being the soft real-emission parton k .

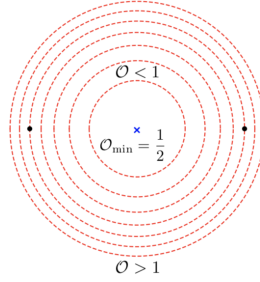


Figure 1: Illustration of the geometry selected for by the observable \mathcal{O} . The location of the final-state hard partons are denoted by the black dots, and the $\mathcal{O} = 1$ contour passes through them.

3 Results

The jet colour ring performances are studied in Monte Carlo simulations and compared against the aforementioned pull angle and dipolarity, with the addition of the D_2 observable [4]. For our simulations we employ MADGRAPH5_AMC@NLO 2.6.7 in LO mode, with parton showers and non-perturbative effects supplied by Pythia 8 [5]. The event analysis is implemented as a routine for the Rivet 3 analysis toolkit [6]. Flavour-tagged small- R track-jets, matched to a high- p_T large- R jet, are used to identify the two b -tagged jets and a third light-jet.

The use of track-jets is particularly advantageous, since they provide a high-resolution estimate of the orientation and size of the radiating dipole within a jet. Fig.2a shows the colour ring distribution for the $Z(\mu\mu)H(b\bar{b})$ and $Z(\mu\mu)+b\bar{b}$ contributions. As expected, the colour-singlet contribution mostly populates the $\mathcal{O} < 1$ region and peaks at low \mathcal{O} values. Fig.2b shows the ROC curves of the four observables considered. These curves characterise the trade-off between

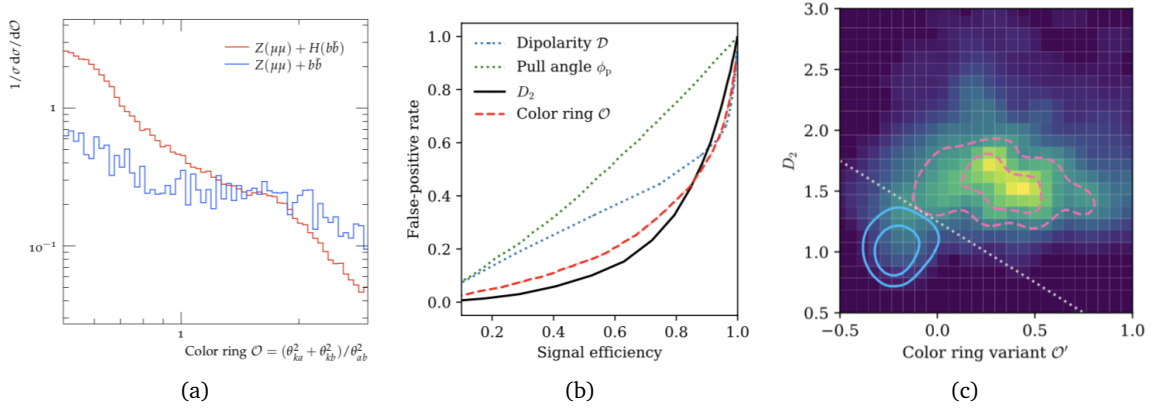


Figure 2: Fig.2a shows the $Z(\mu\mu)H(b\bar{b})$ vs. $Z(\mu\mu)b\bar{b}$ distributions for the colour ring observable. Fig.2b shows the ROC curves for the four observables considered in this study. Fig.2c illustrates the complementarity of D_2 with the colour ring in a 2D distribution, with contour overlays at 50% and 75% of the maximum values for signal (solid) and background (dashed) densities separately.

the true-positive event identification rate, and the false-positive identification rate. While the colour ring outperforms both pull angle and dipolarity, but is suboptimal compared to D_2 . As both D_2 and \mathcal{O} use different strategies to probe the colour configuration of the decaying particle, it is natural to try and combine them. As shown in Fig.2c, it is clear that the two variables are not just reparametrisations of one another but contain significant orthogonal information. Moreover, the colour ring adds awareness of the orientation and opening of the $b\bar{b}$ dipole. Hence, greater background rejection for any signal efficiency is possible by using a two-dimensional cut in the plane. The colour ring and the combined variable could have a significant impact if introduced in the $H(b\bar{b})$ MVA analyses.

4 Conclusion

The jet colour ring is a new observable sensitive to the colour configuration of a decaying particle. While tagging observables are always defined with the idea of disentangling signal and background by exploiting their radiation pattern, our approach is novel because it attempts to build a simple colour-singlet tagger directly from the QCD likelihood ratio in a certain kinematic limit. It exhibits a good discrimination power in the context of the Higgs boson decay into bottom quarks and offers complementary information to more sophisticated taggers based on jet shapes, such as D_2 . Given the relative simplicity of the colour ring observable, it would be interesting to further refine it from a theoretical point of view and integrate the jet colour ring in experimental studies. The boosted $VH(b\bar{b})$ analysis [7], would be extremely interesting starting point to check its performances and discriminating power. An alternative, track-jet p_T weighted, version of the colour ring is under consideration. This approach improves the applicability of the jet colour ring and allows some cancellation on the overall track-jet p_T uncertainties. Preliminary results of the new colour ring version are shown in Fig.3

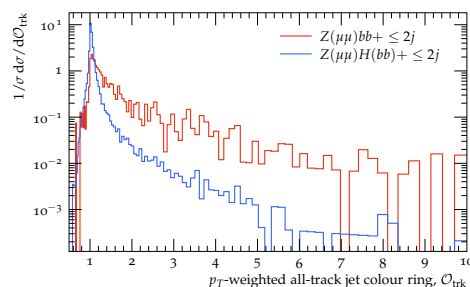


Figure 3: Alternative track-jet p_T weighted colour ring. This version does not require the presence of three track-jets in the event and improves its applicability.

References

- [1] A. Buckley, G.Callea, A. Larkowski, S. Marzani, *An optimal observable for colour-singlet identification*, SciPost Phys. 9, 026 (2020) , doi:[10.21468/SciPostPhys.9.2.026](https://doi.org/10.21468/SciPostPhys.9.2.026).
- [2] J. Gallicchio and M. D. Schwartz, *Seeing in color: Jet superstructure*, Phys. Rev. Lett. 105, 022001 (2010) doi:[10.1103/PhysRevLett.105.022001](https://doi.org/10.1103/PhysRevLett.105.022001).
- [3] A. Hook, M. Jankowiak and J. G. Wacker, *Jet dipolarity: top tagging with color flow*, J. High Energ. Phys. 04, 007 (2012), doi:[10.1007/JHEP04\(2012\)007](https://doi.org/10.1007/JHEP04(2012)007).
- [4] A. Larkoski, I. Moult and D. Neill, *Power counting to better jet observables*, J. High Energ. Phys. 12, 009 (2014), doi:[10.1007/JHEP12\(2014\)009](https://doi.org/10.1007/JHEP12(2014)009).
- [5] T. Sjöstrand et al., *An introduction to PYTHIA 8.2*, Comput. Phys. Commun. 191, 159 (2015), doi:[10.1016/j.cpc.2015.01.024](https://doi.org/10.1016/j.cpc.2015.01.024)
- [6] C. Bierlich et al., *Robust independent validation of experiment and theory: Rivet version 3*, SciPost Phys. 8, 026 (2020), doi:[10.21468/SciPostPhys.8.2.026](https://doi.org/10.21468/SciPostPhys.8.2.026)
- [7] The ATLAS Collaboration *Measurement of the associated production of a Higgs boson decaying into b -quarks with a vector boson at high transverse momentum in pp collisions at $\sqrt{s} = 13$ TeV with the ATLAS detector*, Phys. Lett. B 816 (2021) 136204, doi:[10.1016/j.physletb.2021.136204](https://doi.org/10.1016/j.physletb.2021.136204).