

Optimal Physical Sorting of Mobile Agents

Dmitry Rabinovich, Michael Amir and Alfred M. Bruckstein

January 11, 2022

Abstract

Given a collection of red and blue mobile agents located on two grid rows, we seek to move all the blue agents to the far left side and all the red agents to the far right side, thus *physically sorting* them according to color. The agents all start on the bottom row. They move simultaneously at discrete time steps and must not collide. Our goal is to design a centralized algorithm that controls the agents so as to sort them in the least number of time steps.

We derive an **exact** lower bound on the amount of time any algorithm requires to sort a given initial configuration of agents. We find an instance optimal algorithm that provably matches this lower bound, attaining the best possible sorting time for any initial configuration. Surprisingly, we find that whenever the leftmost agent is red and the rightmost agent is blue, a straightforward decentralized and local sensing-based algorithm is at most 1 time step slower than the centralized instance-optimal algorithm.

1 Introduction

Suppose a number of vehicles are driving in parallel on a row of a highway. Some of the vehicles need to travel left, and the other vehicles need to travel right to arrive at their destination. Assume further that the vehicles have access to an adjacent, initially empty row that they can use to manoeuvre past each other. What is the most efficient way for the vehicles to achieve their goal and arrive at their desired locations?

In this work we study a discrete formalization of this problem. Given a collection of red and blue mobile agents (e.g., vehicles or robots) located on parallel grid rows of equal length, we seek a centralized algorithm to move all the blue agents to the far left side and all the red agents to the far right side columns, thus *sorting* the agents according to color (see Figure 1). Assume all agents are initially located on the bottom row. They can move simultaneously at discrete time steps $T = 0, 1, \dots$, and must not collide with each other (two agents may never occupy or attempt to move to the same location). Our goal is to design a centralized algorithm that controls the agents so as to sort them in the least number of time steps.

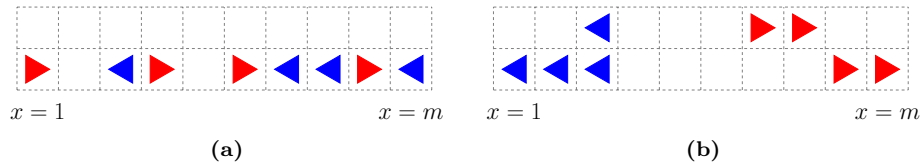


Figure 1: (a) illustrates an initial configuration of agents. (b) illustrates a sorted configuration (there are many possible such configurations).

Similar problems in vehicular control, warehouse management, and combinatorial puzzles have been investigated in the literature and might broadly be referred to as “physical sorting” problems [12, 14, 15, 18, 20, 21, 23]. In physical sorting problems, a collection of mobile agents that occupy physical space must bypass each other without colliding in order to arrive at some predefined sorted configuration.

A trivial algorithm that accomplishes our agents’ sorting task is the following: move all the agents of one color (say, red) to the top row; then let the red agents move right and the blue agents move left in their respective row (Figure 2, a-e). This algorithm does not require complex computation nor even centralized decision-making—it is a straightforward, decentralized, local strategy that can be executed by simple autonomous agents without requiring any global knowledge on the agent configuration.

How does the above simple algorithm fare compared to an optimal centralized sorting algorithm? A priori, since the number of possible strategies for the agents is enormous, one would expect far better sorting strategies are available. However, in this work, we shall prove the surprising result that this “trivial” distributed strategy is at most one time step short of optimal for a very large class of initial agent configurations called *normal configurations* (configurations where the leftmost agent wants to go right and the rightmost agent wants to go left), and is in fact optimal over such configurations assuming we choose the correct color to move to the spare row.

In the general case where we also consider non-normal configurations, we show that the optimal makespan is determined by the maximal normal subconfiguration, and find a provably optimal sorting algorithm for the agents (Section 6). Furthermore, we derive an **exact** lower bound for the amount of time it takes to sort the agents given any starting configuration (Theorem 4.5). Our proposed optimal algorithm matches this lower bound, thus it is instance optimal in the sense of [1], attaining the best possible sorting time for any initial configuration.

The algorithm (Algorithm 2) can be understood as blending two strategies: inside the maximal normal subconfiguration, we split the agents into rows based on their desired direction of motion, according to the aforementioned “trivial” strategy. Outside this subconfiguration, agents split between both rows to move faster regardless of their color (Figure 8). The idea behind this algorithm is simple to understand, but the implementation requires several delicate caveats

which are discussed throughout this work.

Physical sorting can sometimes be unintuitive: the addition of a single agent can completely change the optimal strategy and double the time to completion of the sort (Figure 2). Furthermore, the nearly infinite set of strategies available to the agents makes it difficult to keep track of each agent, which greatly complicates the mathematical proofs. We overcome these complexities by identifying a small set of *critical agents* (see Definition 4.3) and showing, roughly, that only the movements of the critical agents at a given time step can affect any algorithm's makespan.

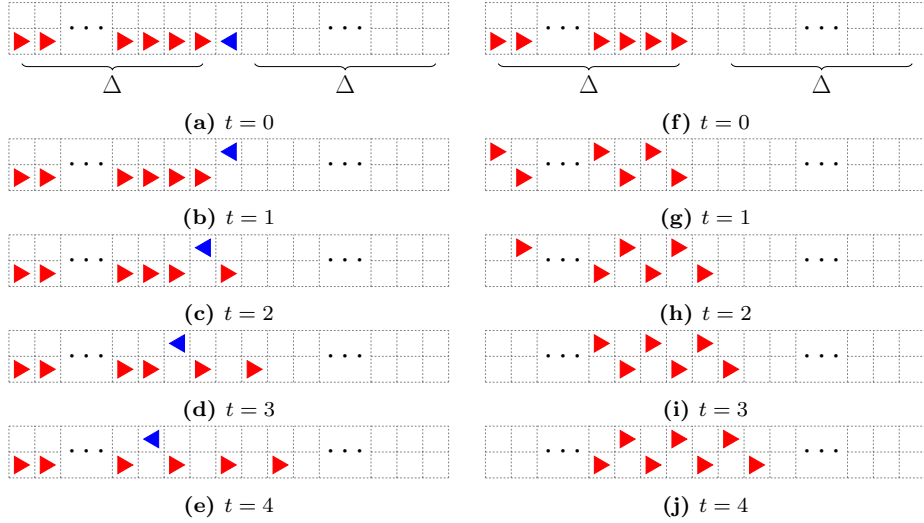


Figure 2: (a)-(e) illustrate a normal initial configuration with a single blue agent placed in front of a red agent group. No sorting is possible in faster than 2Δ ticks. Subfigures (f)-(j) illustrate non-normal initial configuration that can be sorted in $\Delta + 1$ ticks via splitting the agents between the rows in an alternating fashion (Algorithm 2). The first five time steps of this splitting strategy are shown. Both initial configurations share a very long sequence of red agents. The only difference is a lone blue agent. However, the optimal sorting times are strikingly different.

We believe that the expression for the lower bound obtained in Theorem 4.5 is independently interesting. As an example application, Corollary 5.2, which is a small special case of the expression, computes the amount of time it takes for a “traffic jam” of agents on a single row to get to the right (left) side of the row, assuming each agent moves right (left) at every time step where there is no agent in front of them (see Figure 3). This corollary relates to the study of the *totally asymmetric simple exclusion process* in statistical mechanics, which has been used to study transport phenomena such as traffic flow and biological transport [8, 9, 13]. The lower bound of Theorem 4.5 can be applied to compute the time it takes an arbitrary TASEP particle configuration with synchronized waking times to get from one end of the row to the other, assuming $p_{right} = 1$

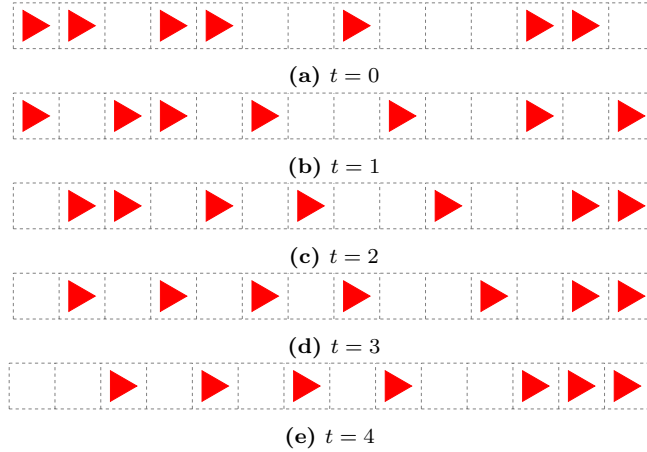


Figure 3: Subfigures (a)-(e) illustrate a single row model with agents moving in one direction. The model could be viewed as a TASEP with $p_{\text{right}} = 1$ and $p_{\text{left}} = 0$. In the provided example, all agents reach the far-right side on the 9th time step, which is equal to what we define as the f_{max} value of the configuration (see Definition 4.2 and Corollary 5.2)

(probability of moving right) and $p_{\text{left}} = 0$. Although this corollary is fairly straightforward, we could not find a similar result in the TASEP literature.

2 Related Work

Various “physical sorting” problems appear in the literature [14, 15, 20, 21, 23] with applications to warehouse logistics, where loads should be picked up according to some established priority; servicing, where mobile robots should be handled according to some priority ordering; assembling, where tasks should be carried in a predefined order; and transportation. In such problems, mobile agents (robots, vehicles, etc.) that take up physical space are required to attain some kind of sorted configuration while avoiding collisions and maneuvering around each other, making their decisions in either a distributed [23] or centralized [17] fashion. For example, similar to this work, in [17], the authors consider a task of sorting mobile vehicles in two rows, developing approximation algorithms and proving computational hardness results. Their goal, however, is to *split* the vehicles between the rows according to their color as fast as possible, as opposed to our goal of bringing robots to the left-hand or right-hand side depending on their color.

The famous “15 puzzle”, where numbered tiles must be slid across a grid until they are ordered, can also be seen as a physical sorting task for which algorithms and computational hardness results are available [12, 18].

Lane changing has been intensively studied in the past in many traffic models [5, 7, 11, 16], with recent results in both centralized and distributed control

protocols [10, 19, 22].

As previously mentioned, a side application of our results (Corollary 5.2) relates to *totally simple exclusion processes* (TASEPs) in statistical mechanics [8, 9, 13]. TASEPs have been used, in particular, as an idealized model that captures many of the phenomena of real-world vehicular traffic. The general model we present in this work is, however, not directly related to any TASEP model, since we study deterministic mobile agents that act according to an intelligent, centralized algorithm, rather than a predetermined stochastic process.

Broadly speaking, our mathematical modelling of the problem (Section 3) also relates to various discrete grid-like settings in multi-robot and multi-agent systems, wherein a large number of robots whose spatial locations are represented as coordinates on a grid-like region all move synchronously according to a local or centralized algorithm while avoiding collisions. The goal of agents in these settings can be, for example, fast deployment or formation on an a priori unknown grid environment [2–4, 6].

3 Model

We are given n mobile agents on a $2 \times m$ grid environment, such that n_1 agents are red and n_2 agents are blue ($n_1 + n_2 = n$). Every agent begins in an (x, y) coordinate of the form $(\cdot, 1)$ (see Figure 1a), starting at $x = 1$. A column of the environment is called *red-occupied* if it contains at least one red agent and no blue agents, *blue-occupied* if it contains at least one blue agent and no red agents, *mixed* if it contains both colors of agents, and *empty* otherwise. The goal of the agents is to move to a configuration such that the red-occupied columns are the rightmost columns, and the blue-occupied columns are the leftmost columns. Formally:

1. There are no mixed columns.
2. Every blue-occupied column is to the left of every red-occupied column and every empty column.
3. Every red-occupied column is to the right of every blue-occupied column and every empty column.

When the agents achieve such a configuration we say the system is *sorted* (see Figure 1b).

Time is discretized into steps $t = 0, 1, \dots$. At every time step, agents may move to adjacent empty locations. Agents cannot move to a location that already contains an agent, nor can two agents move to the same empty location at the same time. The *beginning* of a time step refers to the configuration before any agent movements, and the *end* of the time step refers to the configuration after agent movements (so the configuration at the beginning of time $t + 1$ is the same as at the end of time t). Unless explicitly stated otherwise, anywhere in this work, when we refer to the agents' configuration "at time t ", we mean the configuration at the beginning of that time step.

The agents' actions are controlled by a sorting algorithm. The number of time steps it takes an algorithm to move the agents from the initial configuration to a *sorted* configuration is called the *makespan* of that algorithm with respect to the initial configuration (i.e., the makespan is the first t such that the configuration is sorted at the beginning of time step t).

Definition 3.1. A *normal* initial configuration is an initial configuration of agents such that the leftmost agent is blue and the rightmost agent is red.

Unless stated otherwise, we assume in this work that the initial agent configuration is normal. We will specifically handle non-normal initial configurations in Section 6. Certain strategies, such as an alternating split between the rows that enables each agent to move horizontally faster, are effective in non-normal configurations but ineffective in normal configurations, thus the optimal strategy can be different. An example is shown in Figure 2, which compares a normal configuration to a non-normal configuration and shows an optimal strategy for each case. In Figure 2, the addition of a single blue agent completely alters the optimal strategy, and doubles the optimal makespan.

4 A lower bound on makespan

In this section, we will prove a lower bound on the makespan of any (centralized or distributed) sorting algorithm for normal configurations. In the next section, we will show this lower bound is tight for normal configurations: there is a centralized algorithm that matches it exactly.

The lower bound is defined as a function of the initial configuration of agents and empty columns. Let $\mathcal{A} = \mathcal{R} \cup \mathcal{B}$ be the set of all agents, where \mathcal{R} is the set of red agents and \mathcal{B} is the set of blue agents.

Definition 4.1. For any agent A , we define $front(A)$ and $back(A)$.

1. If $A \in \mathcal{R}$, then $front(A)$ is the set of all non-red columns right of A (i.e., with strictly greater x coordinate) and $back(A)$ is the set of all red columns to the left of A (i.e., with strictly smaller x coordinate) at time 0.
2. If $A \in \mathcal{B}$, then $front(A)$ is the set of all non-blue columns to the left of A and $back(A)$ is the set of all blue columns to the right of A at time 0.

Definition 4.1 is illustrated in Figure 4.

For any agent A we define the value $f(A)$ which is dependent on the initial configuration. We will show that every value $f(A)$ in an initial configuration is a lower bound on the makespan of *any* sorting algorithm executed over that initial configuration. Thus the maximum f_{max} of all these values is a lower bound as well.

Definition 4.2. For every agent A , we define $f(A)$ as follows (see Figure 4):

$$f(A) = |front(A)| + |back(A)|,$$

We further define $f_{max} = \max_{A \in \mathcal{A}} f(A)$.

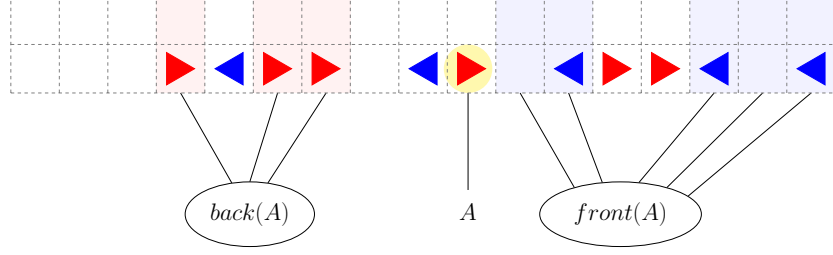


Figure 4: The *front* and the *back* of the red agent A (highlighted in yellow). We see that $f(A) = 8$ (Definition 4.2).

Definition 4.3. An agent A for which $f(A) = f_{max}$ is called a **critical agent**.

We will show that in many initial configurations, f_{max} is the exact lower bound for the makespan of any sorting algorithm. However, in some situations, such as when the agents are too densely packed together and must waste time without being able to move, it is possible that the algorithm requires one extra time step to sort the agents. To derive an exact lower bound, we will have to take into account this “plus 1,” whose preconditions are captured by the following definition:

Definition 4.4. We define \mathcal{V} to equal 1 if:

1. There is both a red and a blue critical agent, or
2. There is a critical agent A such that, in the initial configuration, another agent is located immediately in front of it (i.e., at $(A_x(0) + 1, 1)$ if A is red and $(A_x(0) - 1, 1)$ if A is blue).

Otherwise, $\mathcal{V} = 0$.

The goal of this section and the next one is to prove the following bound:

Theorem 4.5. The makespan of any physical sorting algorithm for a given normal initial configuration is at least $f_{max} + \mathcal{V}$. This lower bound is precise; there is an algorithm that achieves sorting in exactly $f_{max} + \mathcal{V}$ time steps.

For the sake of the proof, it is helpful to track the relative ordering of red and blue agents based on their x coordinate. To this end, we assign each red agent an integer called a *label*. At time $t = 0$, the labels depend on the relative x -coordinate position of the agents, in increasing order, such that the *leftmost* red agent has the label n_1 , the second-leftmost red agent has the label $n_1 - 1$, and so on, with the rightmost red agent having label 1. Two agents R and R' exchange their labels at time t if $R_x(t - 1) \leq R'_x(t - 1)$ but $R_x(t) > R'_x(t)$ (in other words, they pass each other horizontally). When this happens, R' receives the label R had at time $t - 1$, and vice-versa.

We similarly define labels for blue agents, but in *decreasing* order of x coordinates, such that the *rightmost* blue agent receives label n_2 , and the *leftmost* blue agent receives label 1. Label exchanging is defined as before.

Note that labels can only be exchanged by agents of the same color. When a pair of red and blue agents pass each other, labels are unchanged.

We define $\text{ord}(A, t)$ to equal the agent A 's label at time t .

Let $\mathcal{P}_i^B(t)$ denote the blue agent A with $\text{ord}(A, t) = i$ at time t . When t is implicitly obvious, we will simply write \mathcal{P}_i^B . In the text, we will think of \mathcal{P}_i^B as having a “persistent” identity, like an agent, and track its position. We will likewise define $\mathcal{P}_i^R(t)$ for red agents.

Observation 4.6. *Let $\text{ord}(A, t) = \text{ord}(A', t + 1)$, where A and A' are agents of the same color. Then $|A_x(t) - A'_x(t + 1)| \leq 1$, i.e. a label can not travel faster than one step horizontally in a single time tick.*

Observation 4.6 follows from the fact that agents can only “exchange” labels by bypassing each other.

We will now prove several claims about blue agents which will establish lower bounds. Symmetrically, all such claims will hold for red agents, which will allow us to wrap up the proof at the end of the section.

We will assume the agents move according to some makespan-optimal algorithm ALG and show that ALG 's makespan is at least $f_{max} + \mathcal{V}$, which proves the lower bound in Theorem 4.5.

Definition 4.7. *Define $\mathcal{V}_i^B = 0$ if during the execution of ALG , \mathcal{P}_i^B decreases its x coordinate at every time step before it arrives at column i for the first time **and** before it meets $\mathcal{P}_{n_1}^R$ (the leftmost, “last” red agent in the red agents’ relative labelled ordering). Otherwise let $\mathcal{V}_i^B = 1$.*

*Define $\mathcal{V}_i^R = 0$ if during the execution of ALG , \mathcal{P}_i^R increases its x coordinate at every time step before it arrives at column $n - i + 1$ for the first time **and** before it meets $\mathcal{P}_{n_2}^B$ (the rightmost, “last” blue agent in the blue agents’ relative labelled ordering). Otherwise let $\mathcal{V}_i^R = 1$.*

The values \mathcal{V}_i^B and \mathcal{V}_i^R are basically a measure of whether a given label ever performs a movement that will ripple back and slow down all the labels behind it. We will formally see how this occurs in Lemma 4.11, but the intuitive idea is this: if there is any time step where, say, the label \mathcal{P}_i^B doesn’t move on the x axis towards its final destination (which is the column i), then every label \mathcal{P}_j^B with $j > i$ might get obstructed by this movement due to a ripple effect. For technical reasons used in the proof of Lemma 4.11, we want to only factor such movements into our bound if they occur *before* \mathcal{P}_i^B meets all the red agents, hence why Definition 4.7 is slightly convoluted.

The general plan is to eventually tie Definition 4.7 to the value \mathcal{V} in Definition 4.4.

Lemma 4.8. *Let t_i be the first time when \mathcal{P}_i^B reaches column i , i.e. an agent with label i arrives at column i for the first time. Then $t_i \geq |\text{front}(\mathcal{P}_i^B)| + \mathcal{V}_i^B$.*

Proof. Since in the initial configuration \mathcal{P}_i^B sees $i - 1$ blue agents in front of it, we have that

$$|(\mathcal{P}_i^B)_x - i| = |\text{front}(\mathcal{P}_i^B)|$$

(e.g., see Figure 6a). Hence \mathcal{P}_i^B requires at least $|\text{front}(\mathcal{P}_i^B)|$ horizontal moves to get to column i , and hence requires this many time steps (Observation 4.6). If $\mathcal{V}_i^B = 1$ then \mathcal{P}_i^B performs a non-leftward movement before arriving at column i , and this adds one time step. \square

Definition 4.9. A red agent R and a blue agent B are said to **meet** at time t if $\text{sgn}(R_x(t-1) - B_x(t-1)) \in \{1, -1\}$ and $\text{sgn}(R_x(t-1) - B_x(t-1)) \neq \text{sgn}(R_x(t) - B_x(t))$, where $\text{sgn}(\cdot)$ denotes the sign ($-1, 0$ or 1) of an integer. (See Figure 5.)

Two labels P^B and P^R are said to meet at time t if their respective agents meet at time t .

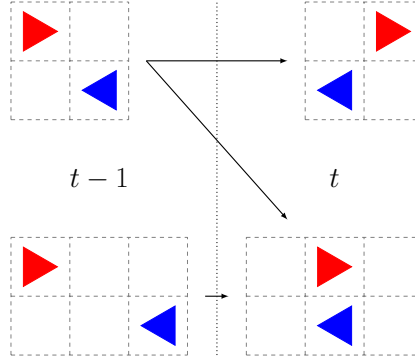


Figure 5: The possible outcomes of a “meeting” between blue and red agents. On the left are two possible states of the agents at time $t - 1$ before meeting, and on the right are the possible states they can transition into after meeting.

Observation 4.10. A given label P^B cannot meet more than one label at any time step.

Proof. A given agent A cannot meet more than one agent at any time step, since there are only two rows in the grid (see Figure 5). Due to Observation 4.6, the same is true of labels. \square

We now proceed to the proof of the main technical lemma of this section.

Lemma 4.11. Let t_{final} be the makespan of the algorithm ALG on the given initial configuration. Then for any $1 \leq i \leq n_2$,

$$t_{\text{final}} \geq |\text{front}(\mathcal{P}_i^B(0))| + |\text{back}(\mathcal{P}_i^B(0))| + \mathcal{V}_i^B$$

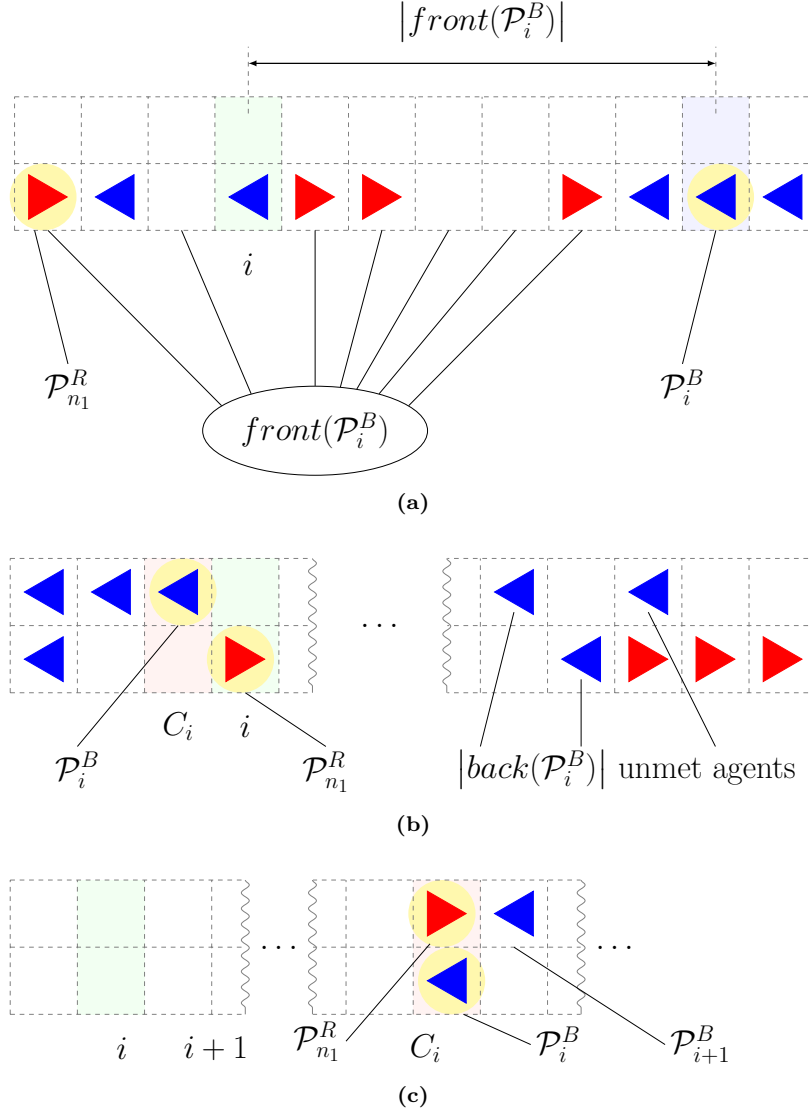


Figure 6: Lemma 4.11. (a) At time $t = 0$, \mathcal{P}_i^B is at distance $|front(\mathcal{P})|$ from column i . (b) Case 1: $C_i \leq i$. $\mathcal{P}_{n_1}^R$ must meet at least $|back(\mathcal{P}_B^i)|$ blue agents after meeting \mathcal{P}_B^i . (c) Case 2: $C_i > i$. \mathcal{P}_{i+1}^B needs at least two time steps to enter column C_i , and at least $b_i + 1$ time steps to arrive at column $i + 1$.

Proof. At time t_{final} , P_i^B must be located at or to the left of column i (see Figure 6a). Let t_i denote the first time P_i^B reaches column i , and let $b_i = |front(\mathcal{P}_i^B)| + \mathcal{V}_i^B$. In Lemma 4.8 we show that $t_i \geq b_i$. Note that $t_i = b_i$ if and only if \mathcal{P}_i^B moves left at all times $t < t_i$ except at most \mathcal{V}_i^B time steps.

We will prove the lemma by tracking $\mathcal{P}_{n_1}^R$. At time $t = 0$, since the initial configuration is normal, $\mathcal{P}_{n_1}^R$ is the leftmost agent. Hence, between time 0 and t_{final} it ought to meet \mathcal{P}_i^B . Let M_i be the time of their first meeting, and C_i be the x -coordinate of \mathcal{P}_i^B at time M_i .

We separate the proof into cases.

Case 1. Assume $C_i \leq i$. If $C_i \leq i$ then $M_i \geq t_i \geq b_i$. Since in a sorted configuration $\mathcal{P}_{n_1}^R$ must be located to the right of all blue-occupied and empty columns, $\mathcal{P}_{n_1}^R$ must meet the blue labels $\mathcal{P}_{i+1}^B, \mathcal{P}_{i+2}^B, \dots, \mathcal{P}_{n_2}^B$ before time t_{final} . By Observation 4.10, this must take $n_2 - i = |back(\mathcal{P}_i^B)|$ time ticks. Hence in total ALG requires at least $|front(\mathcal{P}_i^B)| + |back(\mathcal{P}_i^B)| + \mathcal{V}_i^B$ time steps to complete, as desired. (See Figure 6b)

Case 2. Assume $C_i > i$. In this case, we claim that \mathcal{P}_{i+1}^B cannot reach column C_i before time $M_i + 2$. If column C_i is a mixed column at time M_i then no agent can move into C_i at time $M_i + 1$ (see Figure 6c). Otherwise, C_i is occupied by \mathcal{P}_i^B , while $\mathcal{P}_{n_1}^R$ occupies $C_i + 1$ in a different row than \mathcal{P}_i^B . Since both rows are obstructed by an agent, there is no empty location that will enable \mathcal{P}_{i+1}^B to move into column C_i before time $M_i + 2$.

The label \mathcal{P}_{i+1}^B must reach column $i + 1$ before time t_{final} . By the above, \mathcal{P}_{i+1}^B can reach column C_i for the first time only 2 time steps after \mathcal{P}_i^B . The fastest \mathcal{P}_i^B can reach column $i + 1$ is within $b_i - 1$ time steps, and this can only occur when it is able to move left at every time step after it reaches column C_i . Hence the fastest time \mathcal{P}_{i+1}^B can reach column $i + 1$ is $b_i - 1 + 2$.

We can now repeat the argument above for \mathcal{P}_{i+1}^B . Note that by Observation 4.10, \mathcal{P}_{i+1}^B cannot meet $\mathcal{P}_{n_1}^R$ before time $M_i + 1$. We split the argument into the same two cases:

In Case 1, we assume \mathcal{P}_{i+1}^B reaches column $i + 1$ before it meets $\mathcal{P}_{n_1}^R$ or at the same time step. Moreover, $\mathcal{P}_{n_1}^R$ must spend $n_2 - i - 1 = |back(\mathcal{P}_i^B)| - 1$ time steps meeting the blue labels $\mathcal{P}_{i+2}^B, \mathcal{P}_{i+3}^B, \dots, \mathcal{P}_{n_2}^B$. Since \mathcal{P}_{i+1}^B needs at least $b_i - 1 + 2$ time steps to reach column $i + 1$, we have that $t_{final} \geq b_i + |back(\mathcal{P}_i^B)|$ just like before, and we are done.

In Case 2, \mathcal{P}_{i+1}^B meets $\mathcal{P}_{n_1}^R$ before reaching column $i + 1$. Denote the x -coordinate of \mathcal{P}_{i+1}^B at the time of the meeting by C_{i+1} . By the same argument as before, \mathcal{P}_{i+2}^B can arrive at column C_{i+1} only 2 time steps after \mathcal{P}_{i+1}^B . \mathcal{P}_{i+1}^B can arrive at column $i + 2$ within $b_i + 1 - 1$ time steps only if it moves left at every time step after meeting $\mathcal{P}_{n_1}^R$. Hence like in the previous argument, the fastest time \mathcal{P}_{i+2}^B can reach column $i + 2$ is $b_i + 2$.

We can extend this exact argument by induction to all the blue agents $\mathcal{P}_{i+3}^B, \dots, \mathcal{P}_{n_2}^B$. At every stage of the induction we separate into two cases. In the first case, \mathcal{P}_j^B arrives at column j before it meets $\mathcal{P}_{n_1}^R$ or at the same time step, in which case we can show that $t_{final} \geq b_i + |back(\mathcal{P}_i^B)|$. In case 2, \mathcal{P}_j^B meets $\mathcal{P}_{n_1}^R$ before reaching column j , which implies it needs at least $b_i + (j - i)$

time steps to arrive at column j . By continuing the induction up to $\mathcal{P}_{n_2}^B$ we deduce that the makespan must be at least

$$b_i + (n_2 - i) = b_i + |\text{back}(\mathcal{P}_i^B)| = |\text{front}(\mathcal{P}_i^B)| + |\text{back}(\mathcal{P}_i^B)| + \mathcal{V}_i^B$$

in both cases, so we are done. \square

Lemma 4.11 provides a lower bound on the makespan of any sorting algorithm ALG with respect to a given initial configuration. The lower bound is based on the *front* and *backs* of the blue agents and on the \mathcal{V}_i^B values induced by ALG . By symmetry, a similar argument holds for the red agents, and consequently we may establish:

Corollary 4.12. *Let t_{final} be the makespan of ALG on the given initial configuration. Then*

$$t_{final} \geq \max \left(\max_{1 \leq i \leq n_1} (f(P_i^R(0)) + \mathcal{V}_i^R), \max_{1 \leq i \leq n_2} (f(P_i^B(0)) + \mathcal{V}_i^B) \right) \quad (1)$$

The somewhat unwieldy expression in Corollary 4.12 just says that t_{final} is bounded below by f_{max} plus at most 1, depending on the value of the \mathcal{V}_i s. Recalling Definition 4.4, we would like to show that the right-hand side of Equation (1) is at least as large as $f_{max} + \mathcal{V}$. To show this will require a bit more work.

Lemma 4.13. *If a normal initial configuration of agents has both red and blue critical agents, then there must be some blue critical agent to the right of some red critical agent.*

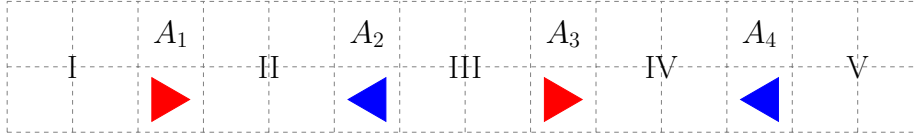


Figure 7: A fictitious configuration with critical agents A_2 (blue) and A_3 (red) not facing each other, per the construction given in Lemma 4.13. Column ranges between agents are marked ($I - V$).

Proof. To prove the Lemma we will assume that the claim is wrong and deduce a contradiction.

Suppose there exists an initial configuration with red and blue critical agents, where all the red critical agents are to the right of all the blue critical agents. Let A_2 be some blue critical agent and A_3 be some red critical agent. Let A_1 be the right-most red agent to the left of A_2 , and A_4 the left-most blue agent to the right of A_3 . We know these agents exist since the initial configuration is normal. Denote the areas between the agents in the following manner: I denotes the set of columns to the left of A_1 , II denotes the columns between

A_1 and A_2 , and so forth until V , which denotes the columns to the right of A_4 . This construction is illustrated in Figure 7.

Denote by \mathbf{E}_x , \mathbf{R}_x and \mathbf{B}_x , respectively, the number of empty, red-occupied, and blue-occupied columns in the set $x \in \{I, II, \dots, V\}$. We will write down the value of $f(\cdot)$ for all four agents A_i . By definition,

$$f(A_2) = \mathbf{R}_I + \mathbf{E}_I + 1 + \mathbf{E}_{II} + \mathbf{B}_{III} + 1 + \mathbf{B}_V,$$

where the first +1 counts A_1 , and the second +1 counts A_4 . Similarly,

$$f(A_3) = \mathbf{R}_I + 1 + \mathbf{R}_{III} + \mathbf{E}_{IV} + 1 + \mathbf{B}_V + \mathbf{E}_V$$

$$f(A_1) = \mathbf{R}_I + \mathbf{B}_{II} + \mathbf{E}_{II} + 1 + \mathbf{B}_{III} + \mathbf{E}_{III} + \mathbf{E}_{IV} + 1 + \mathbf{B}_V + \mathbf{E}_V$$

$$f(A_4) = \mathbf{R}_I + \mathbf{E}_I + 1 + \mathbf{E}_{II} + \mathbf{R}_{III} + \mathbf{E}_{III} + 1 + \mathbf{R}_{IV} + \mathbf{E}_{IV} + \mathbf{B}_V$$

By algebra, we have that if $\mathbf{B}_{III} \geq \mathbf{R}_{III}$ then $f(A_1) \geq f(A_3)$, and otherwise $f(A_4) > f(A_2)$. In the case $f(A_1) \geq f(A_3)$, we have by definition that A_1 is a red critical agent to the left of the blue critical agent A_2 , in contradiction to our initial assumption. In the case $f(A_4) > f(A_2)$, we arrive at a contradiction, since $f(A_4)$ cannot exceed $f_{max} = f(A_2)$. This completes the proof. \square

Let us now show that Corollary 4.12 bounds by above our desired lower bound of $f_{max} + \mathcal{V}$, by proving the following:

Lemma 4.14.

$$\max \left(\max_{1 \leq i \leq n_1} (f(P_i^R(0)) + \mathcal{V}_i^R), \max_{1 \leq i \leq n_2} (f(P_i^B(0)) + \mathcal{V}_i^B) \right) \geq f_{max} + \mathcal{V} \quad (2)$$

Proof. The case where $\mathcal{V} = 0$ is trivial, since the maximum of f taken over all agents is by definition f_{max} and our $\mathcal{V}_i^R, \mathcal{V}_i^B$ s are non-negative. So let us assume $\mathcal{V} = 1$. By definition, this means either (a) there is a critical agent A that sees another agent immediately in front of it in the initial configuration, or (b) there are two critical agents of different colors in the initial configuration.

In case (a), let us suppose without loss of generality that A is red, and let $ord(A) = i$. Then necessarily $f(P_i^R(0)) = f_{max}$ and, since A cannot move horizontally nor change labels in the first time step of ALG , $\mathcal{V}_i^R = 1$. Hence $f(P_i^R(0)) + \mathcal{V}_i^R = f_{max} + \mathcal{V}$ which proves Inequality (2).

In case (b), Lemma 4.13 tells us that there exists a pair of *red and blue critical agents* A^R and A^B facing each other. Let $ord(A^R) = i$ and $ord(A^B) = j$. If A^R and A^B do not change labels before meeting (i.e., for all times t prior to the meeting, $ord(A^R, t) = i$ and $ord(A^B, t) = j$), then necessarily one of the labels \mathcal{P}_i^R or \mathcal{P}_j^B must move to the upper row so that they can bypass each other. Hence $\mathcal{V}_i^R = 1$ or $\mathcal{V}_j^B = 1$, and similar to case (a), this establishes Inequality (2).

Otherwise, either A^R or A^B changes their label before meeting. Let us suppose wlog that A^R changes its label at time t_0 , i.e. $ord(A^R, t_0 - 1) = i \wedge ord(A^R, t_0) \neq i$. At t_0 , A^R 's label can be either $i + 1$ or $i - 1$. It is

straightforward to verify by hand that in either case, $\mathcal{V}_i^R = 1$, since in order for two adjacent agents to swap labels, one of them must wait or move toward the other, and this causes \mathcal{V}^R to become 1 for both agents that swapped labels. Hence, similar to case (a) and (b), this establishes Inequality (2). \square

Corollary 4.12 and Lemma 4.14 together establish the lower bound $f_{max} + \mathcal{V}$ of Theorem 4.5. It remains to show an algorithm that achieves this bound exactly.

5 Optimal algorithm for normal configurations

In this section we present a simple agent sorting algorithm. We show that despite its simplicity, the algorithm is optimal for normal initial configurations, in the sense that its makespan **always** meets the lower bound established in Theorem 4.5, thus completing the proof of Theorem 4.5.

Algorithm 1 is simple to describe: *aim to move in your desired direction*, left for blue agents and right for red agents. The only twist is the first tick, when all red or all blue agents move to the second row. But which color should we move vertically? The answer comes from Theorem 4.5; we want to avoid paying more than $f_{max} + \mathcal{V}$ time steps by moving vertically only the color without critical agents. This enables critical agents to move horizontally without being delayed by a vertical movement. If there are red critical agents - we move blue agents to the second row, otherwise red agents are moved.

Denote the above algorithm ALG_1 . To establish its makespan, let us first study the simple scenario where all blue agents are in the one row and all red agents are in the other, and at every time step they simply move horizontally in the desired direction:

Lemma 5.1. *Consider a normal configuration where all red agents are at the top row and all blue agents are at the bottom row, and every column contains at most one agent.*

Let ALG_1^\perp denote the algorithm that says: at every time step, red agents move right unless the adjacent location to their right is occupied, and blue agents move left unless the adjacent location to their left is occupied. Then the makespan of ALG_1^\perp on this configuration is at most f_{max} .

Proof. For any red agent R , we define $front^\perp(R, t)$ as the set of all empty locations on R 's row which are to the right of R at time t . Furthermore, define $back^\perp(R, t)$ to be the set of all red agents to the left of R .

Similarly, for any blue agent B , we define $front^\perp(B, t)$ as the set of all empty locations on B 's row which are to the left of B at time t , and define $back^\perp(B, t)$ to be the set of all blue agents to the right of B .

For every agent A define $f^\perp(A, t)$ at time t in the following manner:

- if $front^\perp(A, t)$ contains no empty locations, $f^\perp(A, t) = 0$
- otherwise, $f^\perp(A, t) = |front^\perp(A, t)| + |back^\perp(A, t)|$

Algorithm 1: Optimal sorting algorithm for unsorted normal initial configurations.

Result: The configuration is sorted.
Init: $t \leftarrow 0$
foreach *agent* $A \in \mathcal{A}$ **do**
 | calculate $f(A)$ to determine the critical agents;
end
if *there are critical agents of both colors* **then**
 | $c \leftarrow \text{red}$;
else
 | $c \leftarrow$ the color of critical agents;
end
foreach *agent* $A \in \mathcal{A}$ **do**
 | **if** *A's color is c* **then**
 | move one step in the desired direction if the adjacent location in
 | that direction is not occupied at the beginning of time $t = 0$
 | **else**
 | move to the second row;
 | **end**
end
while *configuration is not sorted* **do**
 | $t \leftarrow t + 1$;
 | **foreach** *red agent* $\in \mathcal{A}$ **do**
 | **if** *right-adjacent location is empty at the beginning of t* **then**
 | move one step right;
 | **end**
 | **end**
 | **foreach** *blue agent* $\in \mathcal{A}$ **do**
 | **if** *left-adjacent location is empty at the beginning of t* **then**
 | move one step left;
 | **end**
 | **end**
end

In the Lemma's assumed agent configuration, $|front^\perp(A, 0)| > 0$ for any agent A . Hence for all agents $f^\perp(A, 0) \neq 0$. Recalling Definition 4.2, this means $f^\perp(A, 0) = f(A)$ for any agent A . Hence, there is a critical agent A for which $f^\perp(A, 0) = f_{max}$.

Let us define $f_{max}^\perp(t) = \max_{A \in \mathcal{A}} f^\perp(A, t)$. By the above, $f_{max}^\perp(0) = f_{max}$. When $f_{max}^\perp(t) = 0$, the agent configuration is sorted, since every agent has moved as far as it could in its desired direction. We will show that $f_{max}^\perp(t)$ decreases every time step as long as it is not 0, which completes the proof.

At time t , let A^* be an agent for which $f^\perp(A^*, t) = f_{max}^\perp(t)$. Let us suppose w.l.o.g. that A^* is a red agent. Note that if a red agent R is an adjacent rightward neighbor of A^* at time t then

(a) if $f^\perp(R, t) = 0$ then $f^\perp(A^*, t) = 0$, and

(b) $f^\perp(A^*, t) = f^\perp(R, t) - 1$ otherwise.

(b) is of course impossible, since A^* maximizes $f^\perp(\cdot, t)$. Hence, if A^* cannot move right at time t , we have that $f^\perp(A^*, t) = f_{max}^\perp(t) = 0$, so the configuration is sorted. Otherwise, A^* sees an empty location immediately to its right, and it moves to it at time t . This causes $f^\perp(A^*, t)$ to decrease by 1.

Since the above argument is true for *any* agent that maximizes $f^\perp(\cdot, t)$, we see that as long as $f_{max}^\perp(t) \neq 0$, f_{max}^\perp decreases at every time step. \square

An immediate corollary of Lemma 5.1, which (as mentioned in the introduction) relates to asymmetric simple exclusion processes and may be of independent interest, is:

Corollary 5.2. *Consider j agents dispersed on a **single row** move right at every time step where they are unobstructed by another agent. Then after exactly f_{max} time steps, the j right-most columns are occupied by an agent.*

Theorem 5.3. *For a given initial normal configuration, ALG_1 's makespan is $f_{max} + \mathcal{V}$.*

Proof. By Theorem 4.5, we know the makespan is at least $f_{max} + \mathcal{V}$. Let us show it is at most this.

Let us define f'_{max} to be calculated like f_{max} in Definition 4.2, but over the agent configuration at time $t = 1$. Note that $f_{max} \geq f'_{max}$, since ALG_1 never moves agents in a way that can increase this value.

Note that from time $t = 1$ onwards, all agents are on two separate rows and execute ALG_1^\perp (of Lemma 5.1) in their respective row. Hence, by Lemma 5.1, our algorithm's makespan is at most $f'_{max} + 1 \leq f_{max} + 1$. Hence, if $\mathcal{V} = 1$, we are done.

Let us deal with the case $\mathcal{V} = 0$. We assume, w.l.o.g., that there are red critical agents. Since $\mathcal{V} = 0$, this means there are no blue critical agents, and also that every red critical agent takes a step to the right in the first time step of the algorithm. Since the maximum value of f is obtained over a red agent, we know that

$$\max_{B \in \mathcal{B}} f(B) \leq f_{max} - 1.$$

Furthermore, since every red critical agent moves right at time $t = 0$, when we re-calculate f over the configuration at time $t = 1$, f_{max} will have decreased by 1 (since every critical agent A has shifted an empty location from $front(A)$ to $back(A)$). Hence $f'_{max} = f_{max} - 1$, and so our makespan is at most f_{max} , as claimed. \square

Theorem 5.3 and the lower bound result of the previous section establish Theorem 4.5. We see that ALG_1 is an optimal algorithm for physically sorting any normal initial configuration. In the next section, we will extend this result to non-normal configurations.

6 Non-normal initial configurations

In the previous sections we have handled a subset of all the possible initial configurations - the normal configurations (Definition 3.1). In this section, we extend our previously derived lower bound to all possible initial configurations, and extend our optimal algorithm to such configurations.

Definition 6.1. Consider the configuration of agents at time t . Let R be the leftmost red agent and let B be the rightmost blue agent. The **maximal normal sub-configuration at time t** is the set of all columns in the interval $[R_x(t), B_x(t)]$. Note that this set is empty when $R_x(t) > B_x(t)$.

Furthermore, let \mathcal{S} be the (possibly empty) maximal normal sub-configuration at time $t = 0$. Let $\mathcal{S}^c = \mathcal{A} \setminus \mathcal{S}$ be the set of columns outside \mathcal{S} .

We define a function f^* to equal f for all agents in (the columns of) \mathcal{S} , and for any agent A in \mathcal{S}^c we set $f^*(A) = |front(A)|$. We further define $f^*_{max} = \max_{A \in \mathcal{A}} f^*(A)$.

Definition 6.2. An agent $A \in \mathcal{A}$ for which $f^*(A) = f^*_{max}$ is called an **f^* -critical agent**.

We will define \mathcal{V}^* to closely resemble \mathcal{V} :

Definition 6.3. \mathcal{V}^* will equal 1 if:

1. There is both a red and a blue f^* -critical agent **and** $\mathcal{S} \neq \emptyset$, or
2. There is an f^* -critical agent such that, in the initial configuration, another agent is located immediately in front of it **and** $f^*_{max} > 0$.

Otherwise, $\mathcal{V}^* = 0$.

Lemma 4.11 can now be extended to non-normal initial configurations as follows:

Lemma 6.4. *The makespan of any algorithm that brings the initial configuration to a sorted configuration is at least $f_{max}^* + \mathcal{V}^*$.*

Proof. The argument is a rather straightforward generalization of the previous sections.

We assume first that $\mathcal{S} \neq \emptyset$. We note that in this case, agents outside \mathcal{S} are not f^* -critical. Indeed, for any same-colored agents $A_1 \in \mathcal{S}$ and $A_2 \notin \mathcal{S}$, $front(A_2) \subsetneq front(A_1)$. Therefore, we trivially have that $f^*(A_2) < f^*(A_1)$. We note that the argument in Lemma 4.11 generalizes genuinely to agents inside \mathcal{S} . Consequently, Lemma 4.11 provides a lower bound on makespan, since $f \equiv f^*$ on \mathcal{S} and when restricted to this set, \mathcal{V}^* is equivalent to the definition of \mathcal{V} .

Now let us assume $\mathcal{S} = \emptyset$, i.e. in the initial configuration no pair of red and blue agents face each other. Each label \mathcal{P}_i^B must traverse at least $|front(\mathcal{P}_i^B(0))|$ columns before a sorted configuration can be reached and the same claim is true for \mathcal{P}_i^R . In particular, by definition, f^* -critical agents will need to traverse f_{max}^* columns to reach their position. If $\mathcal{V}^* = 0$, this establishes our desired lower bound.

If $\mathcal{V}^* = 1$, we have that there is an f^* -critical agent that is blocked by an adjacent agent, hence cannot change columns in the first time step. Furthermore, since $f_{max}^* > 0$, the configuration is not sorted, so this agent *must* traverse at least one column. Hence, at least one f^* -critical agent must spend \mathcal{V}^* ticks before starting to move horizontally, establishing a lower bound of $f_{max}^* + \mathcal{V}^*$ time steps before a sorted configuration is reached. \square

We are now interested in designing an optimal physical sorting algorithm for non-normal configurations - Algorithm 2. The algorithm we present will work as follows: the agents that are inside \mathcal{S} at time $t = 0$ will continue to execute Algorithm 1 as before, whereas all agents initialized outside \mathcal{S} will execute an “alternating row split” strategy. These strategies are executed independently by the two sets of agents: agents initialized in \mathcal{S} will not reach the \mathcal{S}^c columns fast enough to interact with agents initialized outside \mathcal{S}^c .

Definition 6.5. *Let r_0 be the label of the leftmost red agent in \mathcal{S}^c and b_0 be the label of the rightmost blue agent in \mathcal{S}^c at time $t = 0$. $\mathcal{P}_{r_0}^R(0)$ and $\mathcal{P}_{b_0}^B(0)$ will be called red and blue **anchor** agents respectively.*

The “alternating row split” strategy is based on the following simple idea: at time $t = 0$, split agents outside \mathcal{S} in an alternating fashion between the two rows, so that there is at least one empty space between each pair of same-colored agents in the same row (see Figure 8). Once this is done, each agent in \mathcal{S}^c can move horizontally in its desired direction at every time step without any further delays - see Figure 8.

Algorithm 2: Optimal sorting algorithm for any unsorted initial configuration.

Result: The configuration is sorted.

Init: $t \leftarrow 0$, $\mathcal{Q} \leftarrow$ all agents initialized in the columns of \mathcal{S} , $\mathcal{P} \leftarrow$ all agents initialized in the columns of \mathcal{S}^c

foreach agent $A \in \mathcal{A}$ **do**
 | calculate $f^*(A)$ to determine the critical agents;
end

if there are f^* -critical agents of both colors **then**
 | $c \leftarrow$ red;
else
 | $c \leftarrow$ the color of the f^* -critical agents;
end

move all agents in \mathcal{Q} whose color is not c to the second row;

foreach agent $A \in \mathcal{P}$ **do** // agents initialized in \mathcal{S}^c split themselves between the upper and lower rows
 | **if** A is red **and** $(r_0 - \text{ord}(A, 0))$ is odd **then**
 | move A to the second row;
 | **else if** A is blue **and** $(b_0 - \text{ord}(A, 0))$ is odd **then**
 | move A to the second row;
 | **end**
end

foreach agent $A \in \mathcal{A}$ **do**
 | **if** A has not moved due to a previous step of the algorithm **then**
 | move one step in the desired direction (left for blue agents, right for red agents) if the adjacent location in that direction is not occupied at the beginning of time $t = 0$;
 | **end**
end

while the configuration is not sorted **do** // at times $t \geq 1$ all agents move horizontally toward their destination
 | $t \leftarrow t + 1$;
 | **foreach** red agent A **do**
 | **if** there is a mixed, empty, or blue-occupied column to the right of A at the beginning of time t **then**
 | move one step right;
 | **end**
 | **end**
 | **foreach** blue agent A **do**
 | **if** there is a mixed, empty, or red-occupied column to the left of A at the beginning of time t **then**
 | move one step left;
 | **end**
 | **end**
end

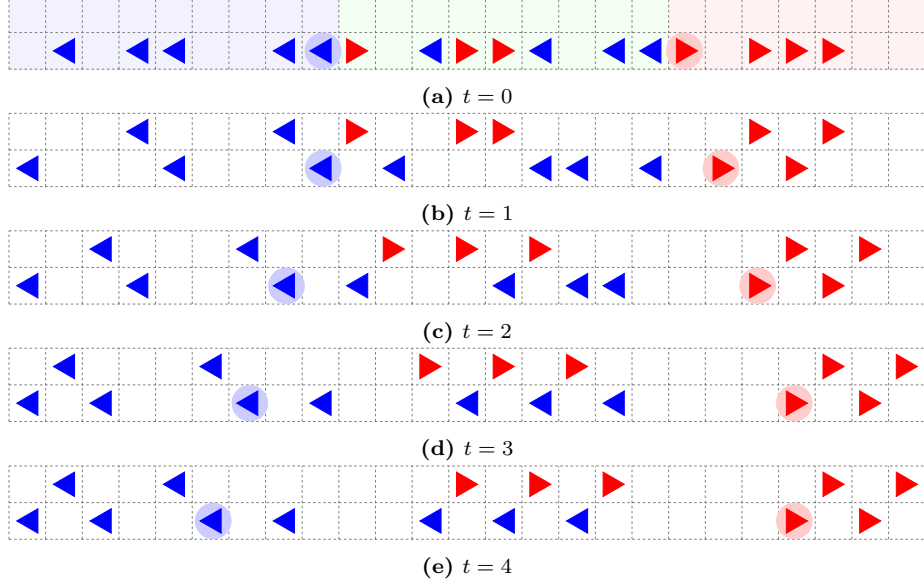


Figure 8: We illustrate 5 time steps of a run of Algorithm 2 on a non-normal initial configuration. The maximal normal sub-configuration \mathcal{S} is highlighted in green \blacksquare . The left-hand and right-hand sides of \mathcal{S}^c are highlighted in blue \blacksquare and red \blacksquare respectively. The blue $\mathcal{P}_{b_0}^B$ and red $\mathcal{P}_{r_0}^R$ **anchor agents** are circled in blue and red respectively.

We will show that Algorithm 2 is an optimal sorting algorithm.

Lemma 6.6. *If $\mathcal{S} = \emptyset$, the makespan of Algorithm 2 is exactly*

$$f_{max}^* + \mathcal{V}^*$$

Proof. Lemma 6.4 shows $f_{max}^* + \mathcal{V}^*$ is a lower bound on the makespan, so we just need to prove that it is also an upper bound.

If $\mathcal{S} = \emptyset$, then at time $t = 0$ all the agents split between the two rows in an alternating fashion (see Figure 8). In every subsequent time step any agent that has not reached its final sorted position moves horizontally along its row. Thus, each agent $A \in \mathcal{S}^c$ takes at most $front(A) + 1 \leq f^*(A) + 1$ time steps to reach its final position in the sorted configuration.

We split the proof into cases.

Case 1: There are only red f^* -critical agents. Recalling Definition 6.5, we infer that the red anchor agent is necessarily f^* -critical. Denote this agent W .

Suppose W moves horizontally (i.e., rightwards) at time $t = 0$. It will continue to do so at every subsequent time-step, thus reaching its desired column in $front(W) = f^*(W)$ time steps. Note that if W moves horizontally at time $t = 0$ according to Algorithm 2, it is necessarily the **only** red f^* -critical agent, because it has an empty space in front of it that no other agent counts towards its f^* value. Thus in this case, $\mathcal{V}^* = 0$.

Suppose on the other hand that W doesn't move horizontally at time $t = 0$. Then, since W is a critical agent, $\mathcal{V}^* = 1$, and W will reach its desired column in $front(W) + 1 = f^*(W) + \mathcal{V}^*$ time steps.

Every other agent A reaches its desired column in at most $f^*(A) + 1 \leq f^*(W) + \mathcal{V}^*$ time steps. Thus Algorithm 2's makespan is at most $f_{max}^* + \mathcal{V}^*$.

Case 2: There are only blue f^* -critical agents. This is the same as case 1.

Case 3: There are both red and blue f^* -critical agents. Since when $\mathcal{S} = \emptyset$, red and blue agents both move independently on disjoint sets of columns, thus we may combine the arguments of Case 1 and Case 2 to infer that the makespan is $f_{max}^* + \mathcal{V}^*$. \square

Observation 6.7. *If $\mathcal{S} \neq \emptyset$ then any f^* -critical agent is necessarily in a column of \mathcal{S} at time $t = 0$.*

Proof. Suppose there is an f^* -critical agent W in a column of \mathcal{S}^c . Assume without loss of generality that W is red. Since $\mathcal{S} \neq \emptyset$, there is necessarily a red agent W' in a column of \mathcal{S} with smaller x -coordinate than W . We have that $|front(W')| > |front(W)|$, since everything that is in front of W is also in front of W' , but $front(W')$ contains a blue-occupied column between W and W' which is not in $front(W)$. By definition $f^*(W') \geq |front(W')| > |front(W)| = f^*(W)$, a contradiction to the assumption that W is a critical agent. \square

Proposition 6.8. *In every (normal or non-normal) configuration, Algorithm 2 completes in exactly*

$$f_{max}^* + \mathcal{V}^*$$

time steps.

Proof. If $\mathcal{S} = \emptyset$, the claim follows from Lemma 6.6. We assume therefore that $\mathcal{S} \neq \emptyset$.

Note that at every time step starting at $t = 1$ all agents execute the same logic: red agents move right and blue agents move left whenever they are unobstructed.

In Algorithm 2, after time $t = 0$, any blue or red agent initialized in the columns of \mathcal{S}^c can move in its desired direction until it settles in its final column in the physical sorting. Furthermore, agents initialized in the columns of \mathcal{S} need at least three time ticks to reach any column of \mathcal{S}^c (see Figure 8). Therefore, agents initialized in \mathcal{S} 's columns can never catch up with agents initialized in \mathcal{S}^c before the \mathcal{S}^c agents reach their final sorted position. In other words, agents in \mathcal{S}^c never obstruct agents in \mathcal{S} . Moreover, the agents initialized in \mathcal{S} arrive at their final sorted position strictly later than agents in \mathcal{S}^c .

Let r be the number of red agents in the columns of \mathcal{S}^c . Note that no agent initialized in \mathcal{S} will ever enter the rightmost r columns, since these will be occupied by red \mathcal{S}^c agents and Algorithm 2 does not let two red agents occupy the same column at any time step. Analogously, let b be the number of blue agents in the columns of \mathcal{S}^c . Then no agent initialized in \mathcal{S} will ever enter the leftmost b columns.

Let \mathcal{C}^* be our initial agent configuration, and let \mathcal{C} be the initial configuration where we delete all agents in the \mathcal{S}^c columns and delete the rightmost r columns and the leftmost b columns. It is not difficult to show from the previous two paragraphs that the makespan of Algorithm 2 on \mathcal{C}^* is the same as the makespan of Algorithm 1 on \mathcal{C} .

According to Observation 6.7, all critical agents in the configuration \mathcal{C}^* are initialized in \mathcal{S} . Let A be any red agent initialized in \mathcal{S} . Every red agent that we remove from \mathcal{C}^* to create \mathcal{C} (i.e., red agents in $\mathcal{C}^* \setminus \mathcal{C}$) increases $|front(A)|$ by 1. Every column we remove from the right-hand side decreases $|front(A)|$ by 1 and offsets this. Thus the value of $|front(A)|$ does not change between \mathcal{C} and \mathcal{C}^* . The size of $front$ similarly remains unchanged for every blue agent initialized in \mathcal{S} . $|back(A)|$ remains unchanged for red and blue agents by definition.

Consequently, $f_{max}^* + \mathcal{V}^*$ over \mathcal{C}^* is equal to $f_{max} + \mathcal{V}$ over \mathcal{C} . Thus the makespan of Algorithm 2 over \mathcal{C}^* is $f_{max}^* + \mathcal{V}^*$. □

In conclusion, the makespan of any sorting algorithm over any initial configuration is at least $f_{max}^* + \mathcal{V}^*$. This lower bound is precise; Algorithm 2 meets it exactly. This generalizes Theorem 4.5 to non-normal configurations.

Theorem 6.9. *The makespan of any sorting algorithm over a given (normal or non-normal) initial configuration is at least $f_{max}^* + \mathcal{V}^*$. This lower bound is precise; Algorithm 2 meets it exactly.*

7 Discussion

We studied the problem of sorting vehicles or “agents” on a horizontal two-row highway, sending red vehicles to the right and blue vehicles to the left as quickly as possible. We derived an exact lower bound for the amount of time it takes an arbitrary configuration of such vehicles starting at the bottom row to arrive at a sorted configuration, and presented an optimal sorting algorithm that attains this lower bound.

The instance-optimal algorithm we presented for sorting normal configurations (Algorithm 1) requires global knowledge of the initial agent configuration to compute f_{max} , as the value of f_{max} determines which color of agent it raises to the upper row. Consider the algorithm that, instead of computing f_{max} , simply raises all the *blue* agents to the upper row, and otherwise proceeds the same as Algorithm 1. This is a straightforward algorithm that requires no global knowledge; in fact, it can be implemented by decentralized agents with local sensing and no communication (see Appendix A, Algorithm 3). Theorem 4.5 shows that this algorithm is at most 1 time step slower than Algorithm 1. Figure 9 in Appendix A shows an example run of both algorithms. The authors find it significant that the instance-optimal strategy for this problem can be approximated by a straightforward, decentralized and local sensing-based algorithm.

In our general sorting algorithm (Algorithm 2), agents must know whether they are in the maximal subnormal configuration or outside of it to determine their movements, and so a local decentralized algorithm with nearly identical performance is more difficult to conceive of.

In future work, it will be interesting to consider the following extensions of our problem:

1. Settings where there are more than two rows which the agents may use, and where agents are initialized on arbitrary rows and columns.
2. General permutations. Suppose that instead of just 2 colors, there are k different colors. What is the optimal way to sort the agents, such that all agents of color i are between those of color $i - 1$ and $i + 1$?
3. Agents moving at different velocities, e.g., a grid square every 2 or 4 time steps instead of 1.

Physical sorting problems such as the one described in this paper force algorithm designers to take into account a number of factors that are not present in more traditional settings, such as speed of motion and collision avoidance. When compared to traditional combinatorial algorithms, we believe that there is a lot of room for further theoretical developments in this domain, as even results that at a glance might seem straightforward currently require specialized analysis.

8 Acknowledgements

The research presented in this paper was partially funded by the The Israeli Smart Transportation Research Center (ISTRC).

References

- [1] Peyman Afshani, J  r  my Barbay, and Timothy M Chan. “Instance-optimal geometric algorithms”. In: *Journal of the ACM (JACM)* 64.1 (2017), pp. 1–38.
- [2] Yaniv Altshuler, Alex Pentland, and Alfred M Bruckstein. “Introduction to Swarm Search”. In: *Swarms and Network Intelligence in Search*. Springer, 2018, pp. 1–14.
- [3] Michael Amir and Alfred M. Bruckstein. “Minimizing Travel in the Uniform Dispersal Problem for Robotic Sensors”. In: *Proceedings of the 18th International Conference on Autonomous Agents and MultiAgent Systems*. International Foundation for Autonomous Agents and Multiagent Systems. 2019.
- [4] Michael Amir and Alfred M. Bruckstein. “Fast uniform dispersion of a crash-prone swarm.” In: *Robotics: Science and Systems*. 2020.

- [5] Maksat Atagoziyev, Klaus W Schmidt, and Ece G Schmidt. “Lane change scheduling for autonomous vehicles”. In: *IFAC-PapersOnLine* 49.3 (2016), pp. 61–66.
- [6] Eduardo Mesa Barrameda, Shantanu Das, and Nicola Santoro. “Deployment of asynchronous robotic sensors in unknown orthogonal environments”. In: *International Symposium on Algorithms and Experiments for Sensor Systems, Wireless Networks and Distributed Robotics*. Springer. 2008, pp. 125–140.
- [7] Wonshik Chee and Masayoshi Tomizuka. “Vehicle lane change maneuver in automated highway systems”. In: (1994).
- [8] T Chou, K Mallick, and RKP Zia. “Non-equilibrium statistical mechanics: from a paradigmatic model to biological transport”. In: *Reports on progress in physics* 74.11 (2011), p. 116601.
- [9] Debashish Chowdhury, Ludger Santen, and Andreas Schadschneider. “Statistical physics of vehicular traffic and some related systems”. In: *Physics Reports* 329.4-6 (2000), pp. 199–329.
- [10] Emelie Ekenstedt. “Membership-based manoeuvre negotiation in autonomous and safety-critical vehicular systems”. In: (2019).
- [11] Cem Hatipoglu, Umit Ozguner, and Konur A Unyelioglu. “On optimal design of a lane change controller”. In: *Proceedings of the Intelligent Vehicles’ 95. Symposium*. IEEE. 1995, pp. 436–441.
- [12] Wm Woolsey Johnson, William Edward Story, et al. “Notes on the “15” puzzle”. In: *American Journal of Mathematics* 2.4 (1879), pp. 397–404.
- [13] Thomas Kriecherbauer and Joachim Krug. “A pedestrian’s view on interacting particle systems, KPZ universality and random matrices”. In: *Journal of Physics A: Mathematical and Theoretical* 43.40 (2010), p. 403001.
- [14] Dominik Krupke et al. “A parallel distributed strategy for arraying a scattered robot swarm”. In: *2015 IEEE/RSJ International Conference on Intelligent Robots and Systems (IROS)*. IEEE. 2015, pp. 2795–2802.
- [15] Yaroslav Litus and Richard T Vaughan. “Fall in! sorting a group of robots with a continuous controller”. In: *2010 Canadian Conference on Computer and Robot Vision*. IEEE. 2010, pp. 269–276.
- [16] Jose E Naranjo et al. “Lane-change fuzzy control in autonomous vehicles for the overtaking maneuver”. In: *IEEE Transactions on Intelligent Transportation Systems* 9.3 (2008), pp. 438–450.
- [17] Thomas Petig, Elad M Schiller, and Jukka Suomela. “Changing lanes on a highway”. In: *18th Workshop on Algorithmic Approaches for Transportation Modelling, Optimization, and Systems (ATMOS 2018)*. Schloss Dagstuhl-Leibniz-Zentrum fuer Informatik. 2018.
- [18] Daniel Ratner and Manfred Warmuth. “The $(n2-1)$ -puzzle and related relocation problems”. In: *Journal of Symbolic Computation* 10.2 (1990), pp. 111–137.

- [19] Robin Schubert, Karsten Schulze, and Gerd Wanielik. “Situation assessment for automatic lane-change maneuvers”. In: *IEEE Transactions on Intelligent Transportation Systems* 11.3 (2010), pp. 607–616.
- [20] Beining Shang, Richard Crowder, and Klaus-Peter Zauner. “Swarm behavioral sorting based on robotic hardware variation”. In: *2014 4th International Conference On Simulation And Modeling Methodologies, Technologies And Applications (SIMULTECH)*. IEEE. 2014, pp. 631–636.
- [21] Beining Shang, Richard M Crowder, and Klaus-Peter Zauner. “An Approach to Sorting Swarm Robots to Optimize Performance”. In: *International Design Engineering Technical Conferences and Computers and Information in Engineering Conference*. Vol. 50152. American Society of Mechanical Engineers. 2016, V05AT07A046.
- [22] F Visintainer et al. “Towards manoeuver negotiation: Autonet2030 project from a car maker perspective”. In: *Transportation Research Procedia* 14 (2016), pp. 2237–2244.
- [23] Yu Zhou, Ron Goldman, and James McLurkin. “An asymmetric distributed method for sorting a robot swarm”. In: *IEEE Robotics and Automation Letters* 2.1 (2016), pp. 261–268.

Appendices

A An almost optimal distributed solution

The proposed centralized solution can be easily parallelized to produce an almost trivial decentralized algorithm, that, nonetheless, sorts agents in only a single tick slower than the instance-optimal Algorithm 1. Every agent A has a memory bit d which is used to track whether the current time step is 0 or not. At time 0, all the blue agents move to the upper row. In Algorithm 3, we describe what each (decentralized) mobile agent does at every time tick t :

Algorithm 3: Almost optimal decentralized sorting algorithm for an unsorted initial normal configuration.

Result: A sorted agent configuration.
Init: memory bit $d \leftarrow 0$
if *I am a blue agent* **then**
 if $d = 0$ **then**
 | move to the second row;
 else
 | **if** *adjacent location to the left is empty* **then**
 | move one step left;
 | **end**
 end
else
 | **if** *adjacent location to the right is empty* **then**
 | move one step right;
 | **end**
end
 $d \leftarrow 1$;

Based on the analysis of Theorem 4.5, this algorithm is at most 1 time step slower than the optimal time for any given initial configuration. The additional time tick is incurred because in an instance-optimal solution, sometimes we must raise the red agents to the second row rather than the blue agents. In Figure 9, we provide an example run comparing Algorithm 1 and Algorithm 3.

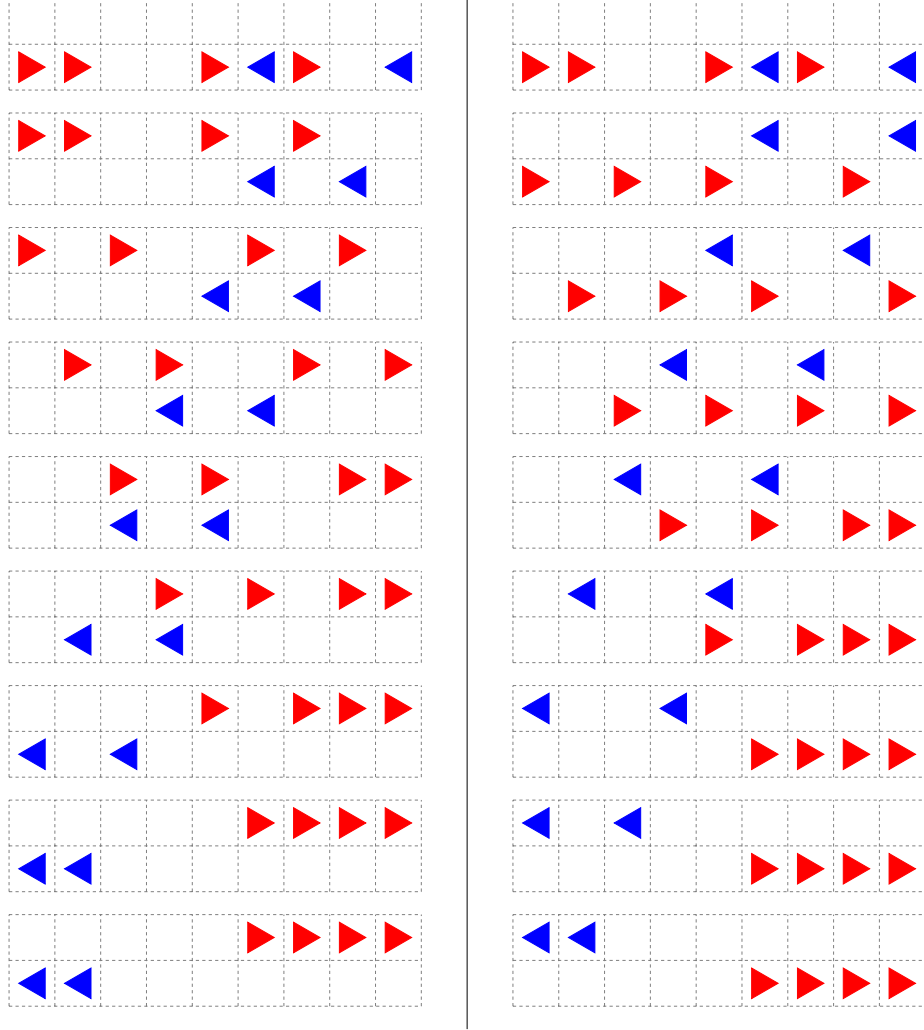


Figure 9: A side-by-side algorithm execution on a given initial grid configuration. (Left) centralized Algorithm 1, (right) distributed Algorithm 3. The centralized algorithm finishes 1 time step before the decentralized algorithm ($t = 7$ and $t = 8$ respectively).