

# Effective dimensions of infinite-dimensional Hilbert spaces: a phase-space approach

Saúl Pilatowsky-Cameo,<sup>1,2</sup> David Villaseñor,<sup>1</sup> Miguel A. Bastarrachea-Magnani,<sup>3</sup> Sergio Lerma-Hernández,<sup>4</sup> and Jorge G. Hirsch<sup>1</sup>

<sup>1</sup>*Instituto de Ciencias Nucleares, Universidad Nacional Autónoma de México, Apdo. Postal 70-543, C.P. 04510 CDMX, Mexico*

<sup>2</sup>*Center for Theoretical Physics, Massachusetts Institute of Technology, Cambridge, MA 02139, USA*

<sup>3</sup>*Departamento de Física, Universidad Autónoma Metropolitana-Iztapalapa, San Rafael Atlixco 186, C.P. 09340 CDMX, Mexico*

<sup>4</sup>*Facultad de Física, Universidad Veracruzana, Circuito Aguirre Beltrán s/n, C.P. 91000 Xalapa, Veracruz, Mexico*

By employing Husimi quasi-probability distributions, we show that a bounded portion of an unbounded phase space induces a finite effective dimension in an infinite dimensional Hilbert space. We compare our general expressions to numerical results for the spin-boson Dicke model in the chaotic energy regime, restricting its unbounded four-dimensional phase space to a classically chaotic energy shell. This effective dimension can be employed to characterize quantum phenomena in infinite dimensional systems, such as localization and scarring.

## I. INTRODUCTION

If the phase space of a quantum system has finite volume, then the Hilbert space must be finite dimensional. A bounded phase space can only “accommodate a finite number of Planck size cells, and therefore a finite number of orthogonal quantum states” [1].

Quasi-probability distributions, such as the Husimi function [2], may be used to study the distribution of a quantum state in the phase space. Even when the phase space is unbounded, normalization prevents a state from occupying more than a bounded portion of the phase space. Thus, relevant information about the state may be extracted from the distribution of its Husimi function within a fixed bounded portion of the phase space.

The Dicke model [3] is a fundamental model of quantum optics and has an unbounded four-dimensional phase space. The energy shells in the classical limit are bounded, and, by averaging the moments of the Husimi function over them, it is possible to define relative phase-space occupation measures [4, 5] that gauge the spreading of a quantum state within a single energy shell. Reference [6] shows that these measures may be used to detect quantum scars [7–9], and their maximum value for pure states can be derived from the average entropy of random states in a finite-dimensional Hilbert space [10]. The latter result is intriguing, given that the Dicke model is not finite dimensional.

If a bounded phase space implies a finite dimensional Hilbert space, does a bounded portion of an unbounded phase space generate a finite effective dimension in an infinite dimensional Hilbert space? In this work we explore this question and show that the answer is affirmative. We show that it is possible to define an effective dimension associated with the classical energy shells of the Dicke model through averages of the Husimi function of random states. This explains why in Reference [6] the localization of random states within the classical energy shells is described by that of random states in a finite-dimensional Hilbert space: the energy shells induce

a finite dimension within the infinite-dimensional Hilbert space.

The article is organized as follows. In Sec. II we introduce the Dicke model, its classical limit and its associated phase space. We also describe a general expression to calculate averages within single energy shells in this phase space. In Sec. III we define an effective dimension for classical energy shells, which relies on the Husimi function of random pure states. Next, in Sec. IV, we obtain analytical expressions for the effective dimension of classical energy shells and compare them to numerical results in the chaotic energy region of the Dicke model. Section V compares this effective dimension with the quantum participation ratio using random states with a rectangular energy profile. Finally, we present our conclusions in Sec. VI.

## II. DICKE MODEL

As a general model of spin-boson interaction, the Dicke model is widely used in physics, specifically in quantum optics, to describe atoms interacting with electromagnetic fields within a cavity [3]. The most common picture of the model takes into account a set of  $\mathcal{N}$  two-level atoms with excitation energy  $\omega_0$  (using  $\hbar = 1$ ), and a single-mode electromagnetic field with radiation frequency  $\omega$ . Their interaction is modulated by the atom-field coupling strength  $\gamma$ , whose critical value  $\gamma_c = \sqrt{\omega\omega_0}/2$  divides two phases in the model. That is, the system develops a quantum phase transition going from a normal phase ( $\gamma < \gamma_c$ ) to a superradiant phase ( $\gamma > \gamma_c$ ) [11–14].

The Hamiltonian of the Dicke model is given by

$$\hat{H}_D = \hat{H}_0 + \hat{H}_\gamma, \quad (1)$$

$$\hat{H}_0 = \omega \hat{a}^\dagger \hat{a} + \omega_0 \hat{J}_z, \quad (2)$$

$$\hat{H}_\gamma = \frac{\gamma}{\sqrt{\mathcal{N}}} (\hat{a}^\dagger + \hat{a})(\hat{J}_+ + \hat{J}_-), \quad (3)$$

where  $\hat{H}_0$  is the non-interacting Hamiltonian and  $\hat{H}_\gamma$  includes the atom-field interaction.  $\hat{a}^\dagger$  ( $\hat{a}$ ) is the bosonic

creation (annihilation) operator of the field mode which satisfies the Heisenberg-Weyl algebra, and  $\hat{J}_+$  ( $\hat{J}_-$ ) is the raising (lowering) collective pseudo-spin operator, defined by  $\hat{J}_\pm = \hat{J}_x \pm i\hat{J}_y$ . The collective pseudo-spin operators are defined by means of the Pauli matrices  $\hat{\sigma}_{x,y,z}$  as  $\hat{J}_{x,y,z} = (1/2) \sum_{k=1}^N \hat{\sigma}_{x,y,z}^k$  and satisfy the SU(2) algebra.

The squared total pseudo-spin operator,  $\hat{\mathbf{J}}^2 = \hat{J}_x^2 + \hat{J}_y^2 + \hat{J}_z^2$  has eigenvalues  $j(j+1)$ . These values correspond to different invariant atomic subspaces of the model. Here, we work with the totally symmetric subspace, defined by the maximum pseudo-spin value  $j = N/2$  that includes the ground state. Although the atomic sector is finite, the complete Hilbert space of the model is infinite due to the bosonic sector. However, wave functions can be computed to arbitrary numerical precision by appropriately truncating the bosonic sector.

The Dicke model has a rich combination of chaotic and regular behavior displayed as a function of the Hamiltonian parameters [15]. In this work, we consider the resonant frequency case  $\omega = \omega_0 = 1$ , a coupling strength in the superradiant phase,  $\gamma = 2\gamma_c = 1$ , and use rescaled energies  $\epsilon = E/j$  to the system size  $j = 100$ . For this set of Hamiltonian parameters, the classical dynamics is fully chaotic at energies  $\epsilon \geq -0.8$  [15].

### A. Classical Model and Phase Space

The bosonic Glauber and the atomic Bloch coherent states, represented by the canonical variables  $(q, p)$  and  $(Q, P)$  respectively, are defined as

$$|q, p\rangle = e^{-(j/4)(q^2+p^2)} e^{[\sqrt{j/2}(q+ip)]\hat{a}^\dagger} |0\rangle, \quad (4)$$

$$|Q, P\rangle = \left(1 - \frac{Q^2 + P^2}{4}\right)^j e^{[(Q+iP)/\sqrt{4-Q^2-P^2}]\hat{J}_+} |j, -j\rangle,$$

with  $|0\rangle$  the photon vacuum and  $|j, -j\rangle$  the state with all the atoms in the ground state. By considering the tensor product of these coherent states  $|\mathbf{x}\rangle = |q, p\rangle \otimes |Q, P\rangle$ , a classical Hamiltonian for the Dicke model can be obtained [8, 15–20]. Taking the expectation value of the quantum Hamiltonian  $\hat{H}_D$  in these states and dividing by the system size  $j$  one gets

$$h_{\text{cl}}(\mathbf{x}) = \frac{\langle \mathbf{x} | \hat{H}_D | \mathbf{x} \rangle}{j} = h_0(\mathbf{x}) + h_\gamma(\mathbf{x}), \quad (5)$$

$$h_0(\mathbf{x}) = \frac{\omega}{2}(q^2 + p^2) + \frac{\omega_0}{2}(Q^2 + P^2) - \omega_0, \quad (6)$$

$$h_\gamma(\mathbf{x}) = 2\gamma q Q \sqrt{1 - \frac{Q^2 + P^2}{4}}, \quad (7)$$

where  $h_0(\mathbf{x})$  represents the Hamiltonian of two harmonic oscillators and  $h_\gamma(\mathbf{x})$  is a non-linear coupling between them.

The phase space  $\mathcal{M}$  of the classical Hamiltonian  $h_{\text{cl}}(\mathbf{x})$  is four-dimensional, with canonical variables  $\mathbf{x} =$

$(q, p; Q, P)$ . While the bosonic variables  $q, p$  can take any real value, the atomic variables are bounded by  $Q^2 + P^2 \leq 4$ . This phase space can be partitioned into a family of classical energy shells given by

$$\mathcal{M}(\epsilon) = \{\mathbf{x} \in \mathcal{M} \mid h_{\text{cl}}(\mathbf{x}) = \epsilon\}, \quad (8)$$

where the rescaled classical energy  $\epsilon = E/j$  defines an effective Planck constant  $\hbar_{\text{eff}} = 1/j$  [21]. The finite volume of the classical energy shells  $\mathcal{M}(\epsilon)$  is given by

$$\int_{\mathcal{M}} d\mathbf{x} \delta(h_{\text{cl}}(\mathbf{x}) - \epsilon) = (2\pi\hbar_{\text{eff}})^2 \nu(\epsilon), \quad (9)$$

where  $\nu(\epsilon)$  is a semiclassical approximation to the quantum density of states obtained with the Gutzwiller trace formula [18, 22, 23], which has units of  $\epsilon^{-1}$ .

We calculate the average of an arbitrary function  $f(\mathbf{x})$  in the bounded classical energy shells of the Dicke model  $\mathcal{M}(\epsilon)$  by integrating  $f(\mathbf{x})$  with respect to the three-dimensional surface measure  $d\mathbf{x} \delta(h_{\text{cl}}(\mathbf{x}) - \epsilon)$  and dividing the result by the total volume of the energy shell  $(2\pi\hbar_{\text{eff}})^2 \nu(\epsilon)$  [see Eq. (9)] [6]

$$\begin{aligned} \langle f \rangle_\epsilon &= \langle f(\mathbf{x}) \rangle_{\mathbf{x} \in \mathcal{M}(\epsilon)} \\ &\equiv \frac{1}{(2\pi\hbar_{\text{eff}})^2 \nu(\epsilon)} \int_{\mathcal{M}} d\mathbf{x} \delta(h_{\text{cl}}(\mathbf{x}) - \epsilon) f(\mathbf{x}). \end{aligned} \quad (10)$$

### III. EFFECTIVE DIMENSION FOR CLASSICAL ENERGY SHELLS

In a finite Hilbert space of dimension  $N$ , the average of the squared projection of an arbitrary state  $|\Psi\rangle$  over all possible (normalized) states  $|\Phi\rangle$ , that is  $\langle |\langle \Psi | \Phi \rangle|^2 \rangle_{|\Phi\rangle}$ , has been explicitly calculated in Ref. [10]. The result for the inverse of this average is given by

$$\left\langle |\langle \Psi | \Phi \rangle|^2 \right\rangle_{|\Phi\rangle}^{-1} = \frac{\Gamma(N+1)}{\Gamma(N)} = N, \quad (11)$$

where  $\Gamma$  is the Gamma function and the identity  $\Gamma(N+1) = N\Gamma(N)$  was used.

If, instead averaging over the whole Hilbert space, we consider averages over normalized states in a vector subspace  $W$  with dimension  $N_W < N$ , since  $|\Psi\rangle$  may have orthogonal components to the vector subspace, we obtain

$$\left\langle |\langle \Psi | \phi \rangle|^2 \right\rangle_{|\phi\rangle \in W}^{-1} \geq N_W. \quad (12)$$

The equality holds if and only if  $|\Psi\rangle$  belongs to the subspace  $W$ . The inequality remains valid if we consider an additional average, but now over an ensemble  $\mathcal{S}$  of states  $|\Psi\rangle$ ,

$$\left\langle \left\langle |\langle \Psi | \phi \rangle|^2 \right\rangle_{|\phi\rangle \in W} \right\rangle_{|\Psi\rangle \in \mathcal{S}}^{-1} \geq N_W. \quad (13)$$

### A. Dimensionality and Effective Dimension

An arbitrary pure state  $|\psi\rangle$  of the Dicke model can be represented in phase space employing the Husimi quasiprobability distribution [2],  $\mathcal{Q}_\psi(\mathbf{x}) = |\langle\psi|\mathbf{x}\rangle|^2 \geq 0$ . The average of the Husimi function over a classical energy shell  $\mathcal{M}(\epsilon)$

$$\langle\mathcal{Q}_\psi\rangle_\epsilon \equiv \left\langle |\langle\psi|\mathbf{x}\rangle|^2 \right\rangle_{\mathbf{x} \in \mathcal{M}(\epsilon)}, \quad (14)$$

can be obtained with Eq. (10) using  $f(\mathbf{x}) = \mathcal{Q}_\psi(\mathbf{x}) = |\langle\psi|\mathbf{x}\rangle|^2$ . Equation (14) is similar to the average in Eq. (12), taking  $W$  to be the set of coherent states  $|\mathbf{x}\rangle$  with  $\mathbf{x} \in \mathcal{M}(\epsilon)$ . However, this set is not a vector subspace, and, consequently, there may be states in the Hilbert space that are strongly correlated with all the members of the set. In order to eliminate these correlations, we consider an ensemble  $\mathcal{S}$  of random pure states  $|\psi_R\rangle$  with a given energy profile  $\rho_R(\epsilon)$ , and use the average value over these states to define the effective dimension of the energy shell,  $\mathcal{D}_{\text{eff}}(\epsilon)$ . This is done by considering an inequality similar to Eq. (13) as follows.

A random state  $|\psi_R\rangle$  can be expanded in the energy eigenbasis,  $\hat{H}_D|\varphi_k\rangle = E_k|\varphi_k\rangle$ ,

$$|\psi_R\rangle = \sum_k c_k |\varphi_k\rangle, \quad (15)$$

such that their components  $c_k$  within the ensemble satisfy

$$|c_k|^2 = \frac{r_k \rho_R(\epsilon_k)}{M \nu(\epsilon_k)}, \quad (16)$$

where  $r_k$  are positive random numbers from an arbitrary distribution whose first momentum is  $\langle r \rangle$ , and  $M$  is a normalization constant that is approximately given by  $M \approx \langle r \rangle$  (see App. A for details). The density of states  $\nu(\epsilon)$  in the denominator ensures that the members of the ensemble  $\mathcal{S}$  have the chosen energy profile  $\rho_R(\epsilon)$ .

Now, we consider Eq. (14) and take the inverse of its average over the ensemble of random states  $|\psi_R\rangle$  with energy profile  $\rho_R(\epsilon)$ ,

$$D(\epsilon, \rho_R) \equiv \left\langle \left\langle \mathcal{Q}_{\psi_R} \right\rangle_\epsilon \right\rangle_{\psi_R}^{-1}. \quad (17)$$

We call  $D(\epsilon, \rho_R)$  the dimensionality of the ensemble of random states over the energy shell  $\mathcal{M}(\epsilon)$ .

Next, we define the effective dimension  $\mathcal{D}_{\text{eff}}(\epsilon)$  of the classical energy shell  $\mathcal{M}(\epsilon)$  by minimizing the dimensionality  $D(\epsilon, \rho_R)$  with respect to arbitrary energy profiles

$$\mathcal{D}_{\text{eff}}(\epsilon) \equiv \min_{\rho_R} [D(\epsilon, \rho_R)]. \quad (18)$$

It immediately follows that

$$D(\epsilon, \rho_R) \equiv \left\langle \left\langle |\langle\psi_R|\mathbf{x}\rangle|^2 \right\rangle_{\mathbf{x} \in \mathcal{M}(\epsilon)} \right\rangle_{\psi_R}^{-1} \geq \mathcal{D}_{\text{eff}}(\epsilon) \quad (19)$$

which has the same form as Eq. (13).

We emphasize that the set of coherent states  $|\mathbf{x}\rangle$  in the classical energy shell  $\mathcal{M}(\epsilon)$  is not a vector subspace, but Eq. (18) allows to measure the number of orthonormal states available for this set.

Moreover, we can define the dimensionality of a given eigenstate  $|\varphi_k\rangle$  with eigenenergy  $\epsilon_k = E_k/j$  over an energy shell  $\mathcal{M}(\epsilon)$  by considering the particular energy profile  $\rho_k(\epsilon) = \delta(\epsilon - \epsilon_k)$ . This gives the inverse of the average of the Husimi function of eigenstate  $|\varphi_k\rangle$  over the classical energy shell  $\mathcal{M}(\epsilon)$ ,

$$D(\epsilon, \varphi_k) \equiv D(\epsilon, \rho_k) = \langle \mathcal{Q}_{\varphi_k} \rangle_\epsilon^{-1}, \quad (20)$$

where the average is calculated with Eq. (14) as

$$\langle \mathcal{Q}_{\varphi_k} \rangle_\epsilon = \left\langle |\langle\varphi_k|\mathbf{x}\rangle|^2 \right\rangle_{\mathbf{x} \in \mathcal{M}(\epsilon)}. \quad (21)$$

In the following section, we provide analytical and numerical evidences which show that the minimum value of the dimensionality  $D(\epsilon, \rho_R)$  is attained for energy profiles  $\rho_R$  centered at  $\epsilon$  and with an energy width  $\sigma_R$  that is much less than the harmonic average of the energy widths of the coherent states in the energy shell  $\mathcal{M}(\epsilon)$ . An analytical expression for this minimum is also provided and shown to be approximately equal to the dimensionality over its own energy shell of the eigenstate  $\epsilon_k$  closest to the energy of the classical shell  $\epsilon$ ,

$$\mathcal{D}_{\text{eff}}(\epsilon) \approx D(\epsilon_k \approx \epsilon, \varphi_k) \equiv \langle \mathcal{Q}_{\varphi_k} \rangle_{\epsilon_k \approx \epsilon}^{-1} \quad (22)$$

## IV. FINDING THE MINIMUM OF THE DIMENSIONALITY

In this section we discuss the process to find the minimum value of the dimensionality  $D(\epsilon, \rho_R)$ . For an ensemble of random pure states  $|\psi_R\rangle$  with energy profile  $\rho_R(\epsilon)$  (see App. A for full details),

$$\begin{aligned} D(\epsilon, \rho_R) &= \left( \sum_k \langle |c_k|^2 \rangle_{\psi_R} \langle \mathcal{Q}_{\varphi_k} \rangle_\epsilon \right)^{-1} \\ &\approx \left( \sum_k \frac{\rho_R(\epsilon_k)}{\nu(\epsilon_k) D(\epsilon, \varphi_k)} \right)^{-1}. \end{aligned} \quad (23)$$

By using generic properties of the coherent states  $|\mathbf{x}\rangle$ , it is possible to derive useful expressions for the average in Eq. (21), which will allow us to find the minimum value of the dimensionality  $D(\epsilon, \rho_R)$ .

### A. Average of Eigenstates over Classical Energy Shells

We turn our attention to the average of the eigenstate Husimi function over a classical energy shell  $\mathcal{M}(\epsilon)$ . For

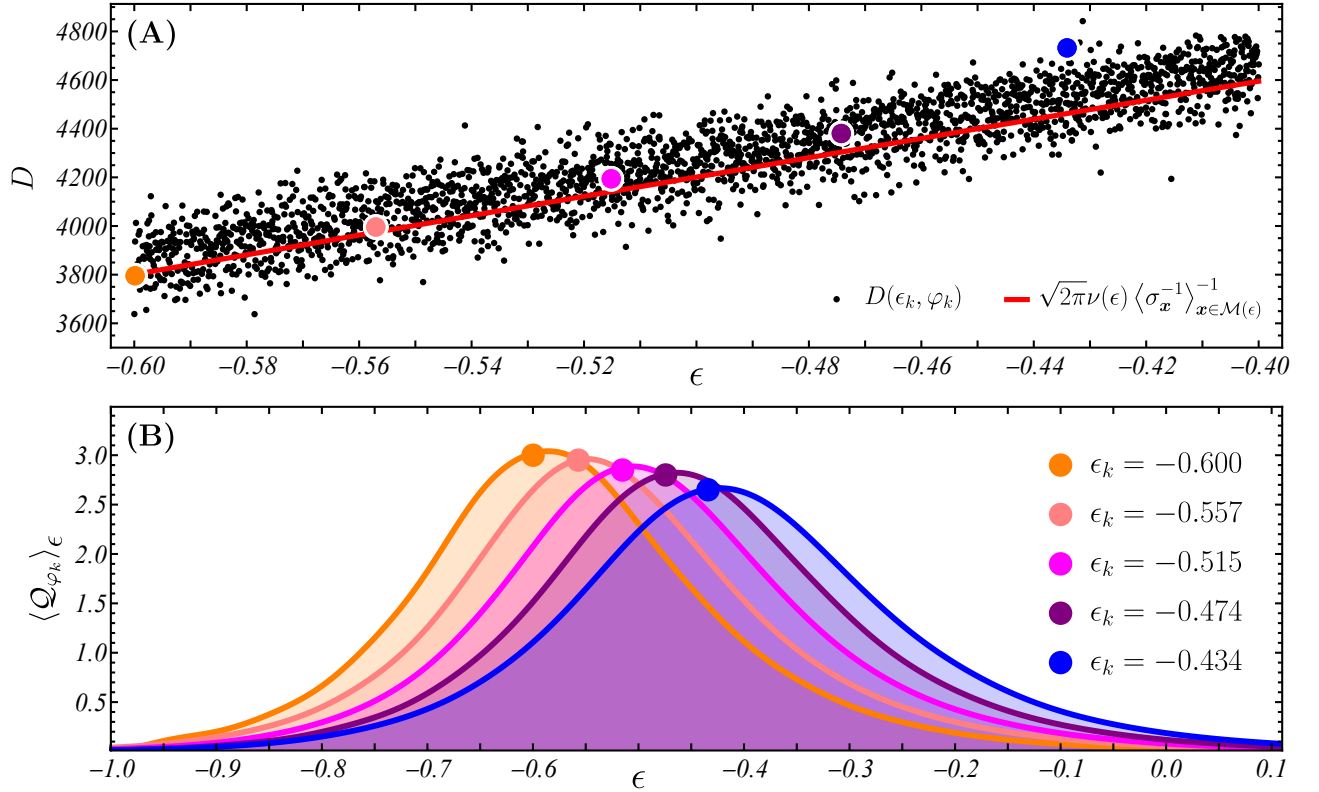


FIG. 1. Top panel (A): Dimensionality  $D(\epsilon_k, \varphi_k) = \langle\mathcal{Q}_{\varphi_k}\rangle_{\epsilon_k}^{-1}$  of all the eigenstates  $|\varphi_k\rangle$  with eigenenergies  $\epsilon_k \in [-0.6, -0.4]$  (black circles) and approximation given by Eq. (29) (solid red line). Bottom panel (B): Energy profiles of the Husimi function  $\langle\mathcal{Q}_{\varphi_k}\rangle_\epsilon$  as a function of the energy  $\epsilon$  [see Eq. (27)], for some eigenstates contained in the energy interval  $\epsilon_k \in [-0.6, -0.4]$ . The selected eigenstates have energy spectrum indices  $k = 7960, 8460, 8960, 9460, 9960$  and their eigenenergies are indicated by the solid dots. The system size is  $j = 100$ .

a given eigenstate  $|\varphi_k\rangle$  with eigenenergy  $\epsilon_k = E_k/j$ , we define

$$\sigma_k(\epsilon) \equiv \frac{1}{\sqrt{2\pi}\nu(\epsilon_k)\langle\mathcal{Q}_{\varphi_k}\rangle_\epsilon}, \quad (24)$$

as the classical energy width of the eigenstate  $|\varphi_k\rangle$  induced by the energy widths  $\sigma_x$  of the coherent states  $|\mathbf{x}\rangle$ ,

$$\sigma_x = \frac{1}{j} \sqrt{\langle\mathbf{x}|\hat{H}_D^2|\mathbf{x}\rangle - \langle\mathbf{x}|\hat{H}_D|\mathbf{x}\rangle^2}. \quad (25)$$

An analytical expression for  $\sigma_x^2$  in the Dicke model was derived in Refs. [24, 25] and it is shown in App. B.

By assuming that both the energy of the classical shell  $\epsilon$  and the eigenenergy  $\epsilon_k$  are far enough from the ground state energy, it can be shown that (see App. A for details),

$$\sigma_k(\epsilon) \approx \left\langle \sigma_x^{-1} \exp\left(\frac{-(\epsilon_k - \epsilon)^2}{2\sigma_x^2}\right) \right\rangle_{x \in \mathcal{M}(\epsilon)}^{-1}. \quad (26)$$

From this, we can write Eq. (24) as

$$\langle\mathcal{Q}_{\varphi_k}\rangle_\epsilon \approx \frac{1}{\sqrt{2\pi}\nu(\epsilon_k)} \left\langle \sigma_x^{-1} \exp\left(\frac{-(\epsilon_k - \epsilon)^2}{2\sigma_x^2}\right) \right\rangle_{x \in \mathcal{M}(\epsilon)}. \quad (27)$$

As the energy of the classical shell  $\epsilon$  moves away from the corresponding eigenenergy  $\epsilon_k$ , the value given by Eq. (27) decays exponentially. In contrast, if we take the average of the eigenstate Husimi function at the classical energy shell at  $\epsilon = \epsilon_k$ , then  $\sigma_k(\epsilon)$  becomes close to the harmonic mean of the widths of all the coherent states in the classical energy shell  $\mathcal{M}(\epsilon_k)$ ,

$$\sigma_k(\epsilon = \epsilon_k) \approx \bar{\sigma}_c(\epsilon_k) \equiv \left\langle \sigma_x^{-1} \right\rangle_{x \in \mathcal{M}(\epsilon_k)}^{-1}. \quad (28)$$

The shell average of the eigenstate Husimi function attains its maximum value at its eigenenergy, which is given by Eq. (27) as

$$\langle\mathcal{Q}_{\varphi_k}\rangle_{\epsilon_k} \equiv \frac{1}{D(\epsilon_k, \varphi_k)} \approx \frac{1}{\sqrt{2\pi}\nu(\epsilon_k)\bar{\sigma}_c(\epsilon_k)}. \quad (29)$$

In Fig. 1(A) the black dots mark the inverse of the average of  $D(\epsilon_k, \varphi_k) = \langle\mathcal{Q}_{\varphi_k}\rangle_{\epsilon_k}^{-1}$ , for each eigenstate, over

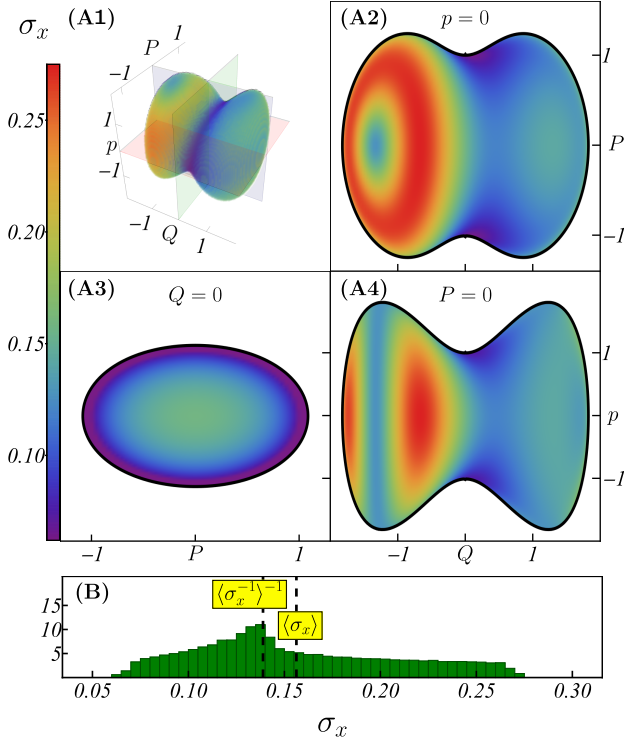


FIG. 2. Top squared panels (A1)-(A4): 3D distribution (A1) of coherent-state energy width  $\sigma_x$  in the classical energy shell at  $\epsilon = -0.5$  [see Eq. (25)], and orthographic projections  $Q-P$  (A2),  $Q-p$  (A3) and  $P-p$  (A4). In panel (A1) the color planes represent each orthographic projection: red-(A2), green-(A3), and blue-(A4). The left color scale depicts the distribution of the energy width from the smaller (purple) to the larger (red). Bottom rectangular panel (B): Distribution of the energy widths of the coherent-states  $\sigma_x$ . Vertical dashed black lines depict the standard average  $\langle \sigma_x \rangle_{x \in \mathcal{M}(\epsilon)} = 0.1563$  and the harmonic average  $\langle \sigma_x^{-1} \rangle_{x \in \mathcal{M}(\epsilon)}^{-1} = 0.1389$ , respectively. The system size is  $j = 100$ .

their respective eigenenergy shells, for all the eigenstates of the Dicke model inside the chaotic energy interval  $\epsilon_k \in [-0.6, -0.4]$ . The red line plots the approximation given by Eq. (29). Note that this approximation captures the overall tendency. Figure 1(B) shows the averaged Husimi function  $\langle \mathcal{Q}_{\varphi_k} \rangle_\epsilon$  as a function of the energy  $\epsilon$  [see Eq. (27)] of some eigenstates  $|\varphi_k\rangle$  contained in the energy interval  $\epsilon_k \in [-0.6, -0.4]$ . All the selected eigenstates show an averaged Husimi function with a Gaussian envelope, whose width is well described by Eq. (26). In addition, this figure shows that indeed the maximum of  $\langle \mathcal{Q}_{\varphi_k} \rangle_\epsilon$  is attained at  $\epsilon = \epsilon_k$ .

As mentioned above, the widths  $\sigma_x$  of the coherent states  $|x\rangle$  centered on the classical energy shell  $\mathcal{M}(\epsilon)$  induce a classical energy width in the eigenstates and, consequently, play a fundamental role in the building of the dimensionality  $D(\epsilon, \rho_R)$  of the ensemble of random states  $\mathcal{S}$ . Their values were evaluated over the classical energy shell at  $\epsilon = -0.5$ , which is at the center of the chaotic energy interval  $\epsilon \in [-0.6, -0.4]$ . In Figs. 2 (A1)-

(A4) we show the 3D distribution of  $\sigma_x$  for all coherent states in the classical energy shell  $x \in \mathcal{M}(\epsilon = -0.5)$ , as well as its orthographic projections in the three planes  $Q-P$  ( $p = 0$ ),  $Q-p$  ( $P = 0$ ) and  $P-p$  ( $Q = 0$ ), which show more clearly the behavior of the widths within the 3D distribution. It can be seen that the widest states are concentrated in the region with  $Q < 0$ , while the thinnest ones are concentrated along the external ring in  $Q = 0$  (see Fig. 2 (A3)). In Fig. 2 (B) we show the distribution of the energy widths  $\sigma_x$  of the coherent-states. This distribution of widths concentrates around the harmonic average  $\langle \sigma_x^{-1} \rangle_{x \in \mathcal{M}(\epsilon_k)}^{-1} = 0.1389$ , with a clear asymmetry: the number of narrow states is almost linear with the width, and almost constant for the wider states, which are less overall. In the same figure we plot the standard average  $\langle \sigma_x \rangle_{x \in \mathcal{M}(\epsilon_k)} = 0.1563$ . We see that these two average values are similar, but do not coincide exactly. One important result in this work is the fact that the harmonic average, not the standard one, is the one that best approximates the mean value of the eigenstates  $\langle \mathcal{Q}_{\varphi_k} \rangle_{\epsilon_k}$ , as shown in Eq. (29).

## B. Analytical Expression of the Effective Dimension

Having analyzed the classical energy shell averages of eigenstates, we can now discuss the minimum of the dimensionality  $D(\epsilon, \rho_R)$  [see Eq. (23)] and determine the effective dimension of the classical energy shell  $\mathcal{M}(\epsilon)$ . From Eq. (27) it is clear that, given that  $\langle \mathcal{Q}_{\varphi_k} \rangle_\epsilon$  decays exponentially as a function of the binomial  $(\epsilon - \epsilon_k)^2$ , the minimum of the dimensionality is obtained for energy profiles centered at  $\epsilon$  and having a width  $\sigma_R \sim 0$ . For such profiles, only the eigenstates with energy close to the energy shell contribute, so

$$\langle |c_k|^2 \rangle_{\psi_R} \sim \begin{cases} \neq 0 & \text{for } \epsilon \approx \epsilon_k \\ 0 & \text{otherwise} \end{cases}, \quad (30)$$

and becomes evident that  $D(\epsilon, \rho_R)$  is bounded from below by  $\langle \mathcal{Q}_{\varphi_k} \rangle_{\epsilon_k}^{-1} \approx \sqrt{2\pi}\nu(\epsilon_k)\bar{\sigma}_c(\epsilon_k)$  [see Eq. (29)], allowing, thus, to determine the effective dimension of the energy shell as

$$\mathcal{D}_{\text{eff}}(\epsilon) = \sqrt{2\pi}\nu(\epsilon)\bar{\sigma}_c(\epsilon). \quad (31)$$

This effective dimension is plotted as a solid line in Fig. 1(A). The relatively small dispersion in the dots depicting  $D(\epsilon_k, \varphi_k)$  is caused by the variance of the widths  $\sigma_x$  inside of the classical energy shell. The order of magnitude of the effective dimension obtained in Fig. 1(A) can be understood by simple arguments: as the dimensionality for each of the two degrees of freedom of the Dicke model scales with  $j$ , and we are projecting the states over the energy shell, the effective dimension must scale as  $j^2/j^{1/2} = j^{3/2}$ . For the value of  $j$  we use in Fig. 1(A),  $j = 100$ , this yields an order of magnitude of  $10^3$ , which is indeed what we obtain in the figure.

Note that the density of states  $\nu(\epsilon)$  is precisely the three-dimensional volume of the energy shell divided by the four-dimensional volume of a Planck cell [see Eq. (9)]. Consequently, Eq. (31) says that there are a total of  $\mathcal{D}_{\text{eff}}(\epsilon)$  Planck cells contained in the four-dimensional region bounded by  $\mathcal{M}(\epsilon - \Delta\epsilon)$  and  $\mathcal{M}(\epsilon + \Delta\epsilon)$ , where  $\Delta\epsilon \sim \bar{\sigma}_c(\epsilon)$ .

### C. Random States with Rectangular and Gaussian Energy Profiles

To illustrate that the minimum of the dimensionality  $D(\epsilon, \rho_R)$  is correctly described by Eq. (31), we consider two particular ensembles of random pure states: first with a rectangular energy profile  $\rho_R^r$  and second with Gaussian energy profile  $\rho_R^g$ .

The average of the components of an ensemble of states  $|\psi_R^r\rangle$  with a rectangular energy profile  $\rho_R^r$  is given by

$$\langle |c_k^r|^2 \rangle_{\psi_R^r} = \begin{cases} \frac{1}{2\sqrt{3}\nu(\epsilon_k)\sigma_r} & \text{if } \epsilon_k \in [\epsilon - \sqrt{3}\sigma_r, \epsilon + \sqrt{3}\sigma_r] \\ 0 & \text{otherwise} \end{cases}, \quad (32)$$

where  $\epsilon$  is the center of the profile and  $\sigma_r$  is its standard deviation. The number of eigenstates  $|\varphi_k\rangle$  contained within this rectangular energy window is given approximately by  $2\sqrt{3}\nu(\epsilon)\sigma_r$ , where we have evaluated the density of states in the center of the distribution,  $\nu(\epsilon_k = \epsilon)$ . It is straightforward to show that, for this particular energy profile, Eq. (23) leads to (see App. A 1 for the derivation)

$$D(\epsilon, \rho_R^r) = 2\sqrt{3}\nu(\epsilon)\sigma_r \left\langle \text{erf} \left( \sqrt{\frac{3}{2}} \frac{\sigma_r}{\sigma_x} \right) \right\rangle_{x \in \mathcal{M}(\epsilon)}^{-1}, \quad (33)$$

which has the following limiting behaviors:

$$D(\epsilon, \rho_R^r) \approx \sqrt{2\pi}\nu(\epsilon) \begin{cases} \sqrt{\frac{6}{\pi}}\sigma_r & \text{if } \sigma_r \gg \bar{\sigma}_c(\epsilon) \\ \bar{\sigma}_c(\epsilon) & \text{if } \sigma_r \ll \bar{\sigma}_c(\epsilon) \end{cases}. \quad (34)$$

Now, for states  $|\psi_R^g\rangle$  coming from a random ensemble with a normalized Gaussian energy profile  $\rho_R^g$  centered in the classical energy shell at  $\mathcal{M}(\epsilon)$ , the average amplitudes are given by

$$\langle |c_k^g|^2 \rangle_{\psi_R^g} = \frac{\exp\left(\frac{-(\epsilon_k - \epsilon)^2}{2\sigma_g^2}\right)}{\sqrt{2\pi}\nu(\epsilon_k)\sigma_g}, \quad (35)$$

where  $\sigma_g$  defines the energy standard deviation of the Gaussian profile. For this case, Eq. (23) yields the following result for the dimensionality (see App. A 2 for the derivation):

$$D(\epsilon, \rho_R^g) = \sqrt{2\pi}\nu(\epsilon)\sigma_g \left\langle \left[ 1 + \left( \frac{\sigma_x}{\sigma_g} \right)^2 \right]^{-\frac{1}{2}} \right\rangle_{x \in \mathcal{M}(\epsilon)}^{-1}, \quad (36)$$

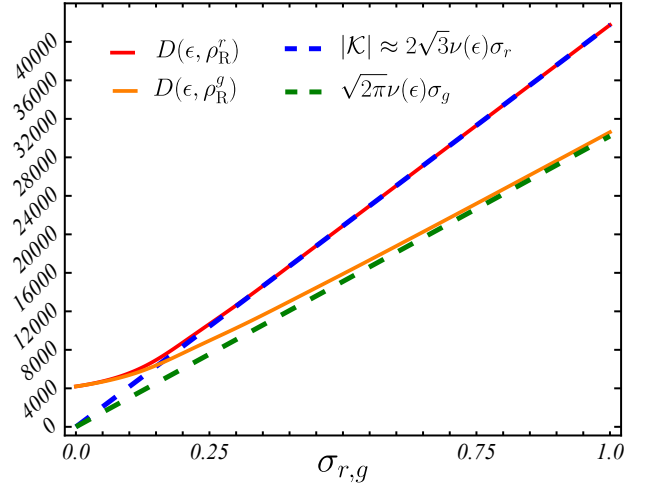


FIG. 3. Dimensionalities  $D(\epsilon, \rho_R^r)$  and  $D(\epsilon, \rho_R^g)$  for ensembles of random states with a rectangular energy profile  $\rho_R^r$  (red solid thin line) given by Eq. (33) and Gaussian energy profile  $\rho_R^g$  (orange solid thin line) given by Eq. (36). Both energy profiles are centered in the classical energy shell at  $\epsilon = -0.5$  and their dimensionalities are plotted as a function of their respective energy standard deviations  $\sigma_r$  and  $\sigma_g$ . Dashed lines show the asymptotic value of the dimensionalities for large profile energy widths. Blue dashed line for the rectangular energy profile [see Eq. (34)], and green dashed line for the Gaussian energy profile [see Eq. (37)]. The system size is  $j = 100$ .

with the corresponding limiting behaviors

$$D(\epsilon, \rho_R^g) \approx \sqrt{2\pi}\nu(\epsilon) \begin{cases} \sigma_g & \text{if } \sigma_g \gg \bar{\sigma}_c(\epsilon) \\ \bar{\sigma}_c(\epsilon) & \text{if } \sigma_g \ll \bar{\sigma}_c(\epsilon) \end{cases}. \quad (37)$$

Equations (33) and (36) and their respective asymptotic limits (34) and (37) show that the dimensionalities are increasing in  $\sigma$ , the energy width of the ensemble. In general, the dimensionalities depend on the particular energy profile chosen for the ensemble. However, if the width of the energy profile is much less than the harmonic mean of the energy widths of the coherent states in the energy shell  $\bar{\sigma}_c(\epsilon)$ , the dimensionality becomes independent of the energy profile and is given by the reciprocal of the average of the Husimi function of eigenstates over their respective energy shells near the shell at energy  $\epsilon$  [see Eq. (29)]. This confirms that, indeed, the effective dimension of the energy shell is given by Eq. (31).

Figure 3 illustrates these findings by plotting the dimensionality  $D(\epsilon, \rho_R)$  for the two previous ensembles of random states with rectangular and Gaussian energy profiles,  $\rho_R^r$  and  $\rho_R^g$ , as a function of their respective energy standard deviations  $\sigma_r$  and  $\sigma_g$ . In all cases we consider energy profiles centered around  $\epsilon = -0.5$ . We can see that, for large  $\sigma_r$  and  $\sigma_g$ , the dimensionality depends on the form of the energy profile with  $D(\epsilon, \rho_R)$  growing faster for the rectangular profile than for the Gaussian profile. However, when  $\sigma_r, \sigma_g \rightarrow 0$ , the di-



dimensionalities of both profiles attain a minimal value which is independent of the energy profile and given by  $\sqrt{2\pi\nu(\epsilon)\bar{\sigma}_c(\epsilon)} = 4201$ , which is the value obtained by considering a classical shell with energy  $\epsilon = -0.5$ .

## V. DIMENSIONALITY AND PARTICIPATION RATIO

In this section we discuss the dimensionality  $D(\epsilon, \rho_R)$  as defined in Eq. (23) and its relation with the so-called participation ratio

$$P_R = \left( \sum_k |c_k|^4 \right)^{-1}, \quad (38)$$

with  $c_k = \langle \phi_k | \psi \rangle$ . This measure is widely employed to count the number of states of a given orthonormal basis  $\{|\phi_k\rangle\}$  that conform an arbitrary state  $|\psi\rangle$ .

We are interested in studying the relationship between the dimensionality of an ensemble of random pure states  $|\psi_R\rangle$  and the corresponding participation ratio  $P_R$  defined in the energy eigenbasis  $\{|\varphi_k\rangle\}$ . To this end, as in the previous section, we build random states  $|\psi_R^r\rangle$  with a rectangular energy profile  $\rho_R^r$ , delimited by the energy interval  $[\epsilon_i, \epsilon_f]$ . The numbers between  $k_i$  and  $k_f$  enumerate the eigenstates  $|\varphi_k\rangle$  with eigenenergies  $\epsilon_i \leq \epsilon_k \leq \epsilon_f$ . For each  $k$  in the set of indices  $\mathcal{K} = \{k_i, k_i+1, k_i+2, \dots, k_f\}$ , let

$$c_k^r = \begin{cases} z_k / \sqrt{\sum_{l \in \mathcal{K}} |z_l|^2} & \text{if } k \in \mathcal{K} \\ 0 & \text{otherwise} \end{cases} \quad (39)$$

be the coefficients of these random pure states  $|\psi_R^r\rangle$ . These coefficients are built sampling random numbers  $z_k$  from a distribution with mean 0. For example, we could take  $z_k$  from a real normal distribution with unitary standard deviation [Gaussian Orthogonal Ensemble (GOE)], or we could take  $z_k$  from a complex normal distribution with unitary standard deviation [Gaussian Unitary Ensemble (GUE)].

Using Eqs. (23) and (27), and taking  $\epsilon = (\epsilon_i + \epsilon_f)/2$  at the center of the energy window, we may write the dimensionality as

$$D(\epsilon, \rho_R^r) = \left\langle \left\langle \frac{\exp\left(\frac{-(\epsilon_k - \epsilon)^2}{2\sigma_a^2}\right)}{\nu(\epsilon_k)\sqrt{2\pi}\sigma_x} \right\rangle_{k \in \mathcal{K}} \right\rangle_{\mathbf{x} \in \mathcal{M}(\epsilon)}^{-1}, \quad (40)$$

where  $\langle \bullet \rangle_{k \in \mathcal{K}} \equiv \frac{1}{|\mathcal{K}|} \sum_{k \in \mathcal{K}} \bullet$  denotes the average over the indices of  $\mathcal{K}$  (see App. A 1 for details). From Eq. (34) and using  $|\mathcal{K}| \approx 2\sqrt{3}\sigma_r\nu(\epsilon)$ , we obtain the asymptotic behaviors

$$D(\epsilon, \rho_R^r) \approx \begin{cases} |\mathcal{K}| & \text{if } \epsilon_f - \epsilon_i \gg \bar{\sigma}_c(\epsilon) \\ \sqrt{2\pi\nu(\epsilon)\bar{\sigma}_c(\epsilon)} & \text{if } \epsilon_f - \epsilon_i \ll \bar{\sigma}_c(\epsilon) \end{cases}. \quad (41)$$

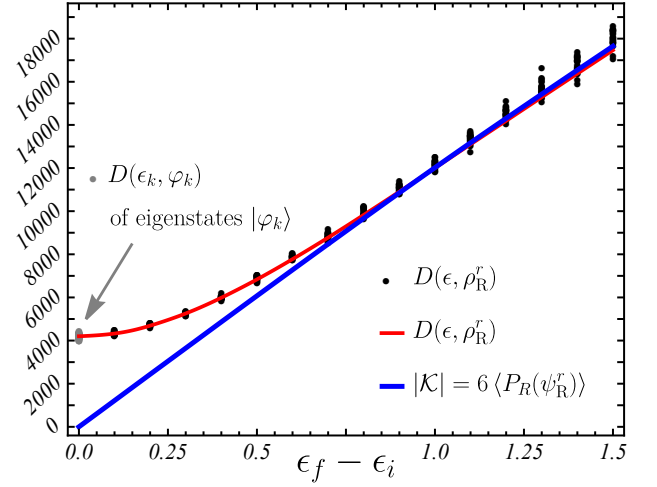


FIG. 4. Black dots:  $D(\epsilon, \rho_R^r)$  for 20 single random states with rectangular energy profile  $|\psi_R^r\rangle = \sum_{k \in \mathcal{K}'} c_k^r |\varphi_k\rangle$ , whose coefficients  $c_k^r$  are obtained according to Eq. (39) [replacing  $\mathcal{K}$  by  $\mathcal{K}'$  given by Eq. (43)] with  $z_k$  real-normally-distributed random numbers (GOE). The rectangular energy windows are centered in the classical energy shell at  $\epsilon = -0.5$  and increase in width according to the horizontal axis. Red solid thin line:  $D(\epsilon, \rho_R^r)$  as a function of  $\epsilon_f - \epsilon_i = 2\sqrt{3}\sigma_r$  [see Eq. (33)]. Blue solid thick line: number of eigenstates within the rectangular energy window, which coincide with the average participation ratio for random states multiplied by a factor of 6,  $|\mathcal{K}| = 6 \langle P_R(\psi_R^r) \rangle$  [see Eq. (42)]. Gray dots: effective dimensions  $\mathcal{D}_{\text{eff}}(\epsilon_k) = D(\epsilon_k, \varphi_k)$  for 100 eigenstates  $|\varphi_k\rangle$  around the classical energy shell at  $\epsilon = -0.5$ . The system size is  $j = 100$ .

On the other hand, the participation ratio for the same ensemble of random states  $|\psi_R^r\rangle$  is given by

$$\langle P_R(\psi_R^r) \rangle_{\psi_R^r} = \frac{\langle |z_k|^4 \rangle_{\psi_R^r}}{\langle |z_k|^2 \rangle_{\psi_R^r}^2} |\mathcal{K}|. \quad (42)$$

From Eqs. (40) and (42), important differences between the dimensionality and the participation ratio can be seen. The dimensionality  $D(\epsilon, \rho_R^r)$  becomes independent of the random numbers  $z_k$  and only depends on properties of the energy shell and the energy profile. For wide energy windows,  $D(\epsilon, \rho_R^r)$  grows as  $|\mathcal{K}|$  does, but for narrow energy intervals it tends to the value  $\sqrt{2\pi\nu(\epsilon)\bar{\sigma}_c(\epsilon)}$ . In contrast,  $\langle P_R(\psi_R^r) \rangle$  is always proportional to  $|\mathcal{K}|$  with the proportionality factor given by the details of the specific distribution from where the numbers  $z_k$  are sampled. If the numbers  $z_k$  are sampled from a real normal distribution (GOE), then this factor equals  $\langle |z_k|^4 \rangle / \langle |z_k|^2 \rangle^2 = 1/3$ , and if the numbers  $z_k$  are sampled from a complex normal distribution (GUE), then  $\langle |z_k|^4 \rangle / \langle |z_k|^2 \rangle^2 = 1/2$ .

Moreover, selecting only some of the eigenstates (like those inside some symmetry subspace of the system) and working only with a subset of  $\mathcal{K}$ , the participation ratio would evidently decrease in proportion to the number of eigenstates that were discarded. Instead, note that in

Eq. (40) there is no direct dependence on the size of  $\mathcal{K}$ . The dependence on  $\mathcal{K}$  in Eq. (40) is only indirect, through an average over its indices. One may sample only a subset of these indices and, assuming that it is a uniform sampling, the average would remain the same. This means that if one replaces  $\mathcal{K}$  with a proper subset  $\mathcal{K}' \subseteq \mathcal{K}$  where the indices are uniformly distributed, the dimensionality of the resulting random states is unchanged.

As an illustration, in Fig. 4 we show the dimensionality for random states  $|\psi_R^r\rangle$  over rectangular windows of varying width in the chaotic region of the Dicke model. We build these states taking random numbers  $z_k$  from a real standard normal distribution (GOE), and we only select eigenstates which have positive parity, that is, we work with the indices in

$$\mathcal{K}' = \left\{ k \in \mathcal{K} \mid \langle E_k | \hat{\Pi} | E_k \rangle = 1 \right\}, \quad (43)$$

where the parity operator is defined as  $\hat{\Pi} = \exp[i\pi(\hat{a}^\dagger \hat{a} + \hat{J}_z + \hat{j}_1)]$ . Because of these selections, the average of participation ratio is equal to 1/6th of the total number of eigenstates inside the rectangular energy window  $|\mathcal{K}|$ . A factor 1/3 comes from the GOE sampling, and an additional factor 1/2 comes from the fact that half of the eigenstates have positive parity, that is  $|\mathcal{K}'| = |\mathcal{K}|/2$ . It is clearly seen that, for a wide energy window, the dimensionality is equal to  $|\mathcal{K}|$ , but, when the width of this window is small, it tends to the minimum value which is very similar to the effective dimension  $\mathcal{D}_{\text{eff}}(\epsilon_k)$ , where  $\epsilon_k \approx \epsilon$  are eigenvalues around the center of the energy window at  $\epsilon = -0.5$ .

Both the dimensionality  $D$  and the participation ratio  $P_R$  are measures of the number states in a set required to describe an arbitrary state, nevertheless they have important differences as outlined above. All these differences ultimately stem from the fact that the dimensionality not only probes the dimension of the state, but also the dimension of the family of coherent states in the classical energy shell  $\mathcal{M}(\epsilon)$ . This property is precisely what allows us to extract an effective dimension for the classical energy shell out of the dimensionality of ensembles of random states.

## VI. CONCLUSIONS

We have shown that in an unbounded phase space, we can assign an effective dimension  $\mathcal{D}_{\text{eff}}(\epsilon)$  to the energy shell of coherent states satisfying  $\langle \mathbf{x} | \hat{H}_D | \mathbf{x} \rangle / j = \epsilon$ . We introduced the dimensionality of an ensemble of random states with a given energy profile as the inverse of the double average of their Husimi function,  $D(\epsilon, \rho_R) = \langle \langle \mathcal{Q}_{\psi_R} \rangle_\epsilon \rangle_{\psi_R}^{-1}$ . The first average is performed over the energy shell and second over the ensemble of random states. The effective dimension of the energy shell was obtained by minimizing the dimensionality with respect to all possible energy profiles. It was shown that the harmonic average of the energy widths of coherent states in the shell

$\bar{\sigma}_c(\epsilon)$  introduces a lower bound in the dimensionality of random states and that the minimum of the dimensionality is attained for random states having an energy profile that is heavily peaked in a single energy.

An analytical expression for the effective dimension of energy shells was obtained in the Dicke model as  $\mathcal{D}_{\text{eff}}(\epsilon) = \sqrt{2\pi} \nu(\epsilon) \bar{\sigma}_c(\epsilon)$ , where  $\nu(\epsilon)$  is the energy density of states. It is remarkable that the relevant average is harmonic and not standard. These two types of averages are similar but do not exactly coincide. It was also shown that the effective dimension of a shell at energy  $\epsilon$  is very close to the reciprocal average of the Husimi function of the eigenstates over the eigenenergy shells close to  $\epsilon$ . Because of the non-zero energy width of coherent states, the effective dimension of an energy shell grows as  $j^{3/2}$ , where  $j$  is the system size.

Finally, we compared the dimensionality of random states  $D$  with the standard quantum participation ratio  $P_R$  with respect to the energy eigenbasis, and several differences arose. They stem from the fact that the  $P_R$  depends only on the state  $|\psi_R\rangle$ , while  $D$  also depends on the family of coherent states  $|\mathbf{x}\rangle$  in a classical energy shell. Moreover, the dimensionality of a random state with a rectangular energy profile remains unchanged if some of the participating states are removed, provided that the width of the energy window does not change. This indicates that  $D$  probes the dimensionality of the whole system inside an energy interval, and effectively depends only on the energy profile of the random states. On the other hand, when the width of the energy window is large, the dimensionality of random states becomes equal to the number of states in the energy window employed to build the random states, and proportional to the participation ratio in the eigenbasis.

In finite systems, the scaling of the localization of random states is related to the dimension of the Hilbert space. The same is true for the Dicke model, with the dimension replaced by the effective dimension we present here. Our method is readily generalizable to be employed in other systems where a Husimi function can be built, as the effective dimension is independent from the particular Hamiltonian. We believe that the study of the effective dimensions we proposed in this work could bring light to phenomena like quantum scarring and localization in other systems, both finite and infinite. For example, it has turned out particularly important for the study of Rényi occupations of pure states [6].

## ACKNOWLEDGMENTS

We thank Lea F. Santos for her fruitful discussions and helpful comments. We acknowledge the support of the Computation Center - ICN, in particular to Enrique Palacios, Luciano Díaz, and Eduardo Murrieta. SP-C, DV, and JGH acknowledge financial support from the DGAPA- UNAM project IN104020, and SL-H from the Mexican CONACyT project CB2015-01/255702.



## Appendix A: Dimensionality of Random Pure States

Consider a random pure state  $|\psi_R\rangle = \sum_k c_k |\varphi_k\rangle$ . Let  $C_k(\mathbf{x}) = \langle \mathbf{x} | \varphi_k \rangle$ . Assuming that the phases of  $C_k(\mathbf{x})$  are uniformly distributed, we may approximate<sup>1</sup> the reciprocal average of the Husimi function over a classical energy shell as

$$\begin{aligned} \langle \mathcal{Q}_{\psi_R} \rangle_\epsilon^{-1} &= \left\langle \left| \langle \mathbf{x} | \psi_R \rangle \right|^2 \right\rangle_{\mathbf{x} \in \mathcal{M}(\epsilon)}^{-1} = \left\langle \left| \sum_k C_k(\mathbf{x}) c_k \right|^2 \right\rangle_{\mathbf{x} \in \mathcal{M}(\epsilon)}^{-1} \\ &\approx \left\langle \left| \sum_k C_k(\mathbf{x}) c_k \right|^2 \right\rangle_{\mathbf{x} \in \mathcal{M}(\epsilon)}^{-1} \\ &= \left( \sum_k |c_k|^2 \left\langle |C_k(\mathbf{x})|^2 \right\rangle_{\mathbf{x} \in \mathcal{M}(\epsilon)} \right)^{-1} \\ &= \left( \sum_k |c_k|^2 \langle \mathcal{Q}_{\varphi_k} \rangle_\epsilon \right)^{-1}. \end{aligned}$$

To compute the average  $\langle |C_k(\mathbf{x})|^2 \rangle_{\mathbf{x} \in \mathcal{M}(\epsilon)} = \langle \mathcal{Q}_{\varphi_k} \rangle_\epsilon$ , we may use the fact that most coherent states of the Dicke model have a random-like structure [8, 25]

$$|C_k(\mathbf{x})|^2 = \frac{r_k(\mathbf{x}) G_{\mathbf{x}}(\epsilon_k)}{\nu(\epsilon_k) M(\mathbf{x})},$$

where  $\epsilon_k = E_k/j$ ,  $\nu(\epsilon)$  is the density of states,  $r_k(\mathbf{x})$  is a random number sampled from a positive distribution, and  $G_{\mathbf{x}}$  is a normalized continuous energy envelope. The number  $M(\mathbf{x}) = \sum_l r_l(\mathbf{x}) G_{\mathbf{x}}(\epsilon_l) / \nu(\epsilon_l)$  ensures normalization. Thus,

$$\begin{aligned} \langle |C_k(\mathbf{x})|^2 \rangle_{\mathbf{x} \in \mathcal{M}(\epsilon)} &= \left\langle \frac{r_k(\mathbf{x}) G_{\mathbf{x}}(\epsilon_k)}{\nu(\epsilon_k) M(\mathbf{x})} \right\rangle_{\mathbf{x} \in \mathcal{M}(\epsilon)} \\ &\approx \frac{\langle r_k(\mathbf{x}) G_{\mathbf{x}}(\epsilon_k) \rangle_{\mathbf{x} \in \mathcal{M}(\epsilon)}}{\nu(\epsilon_k) \langle M(\mathbf{x}) \rangle_{\mathbf{x} \in \mathcal{M}(\epsilon)}} \\ &= \frac{\langle r_k \rangle_\epsilon \langle G_{\mathbf{x}}(\epsilon_k) \rangle_{\mathbf{x} \in \mathcal{M}(\epsilon)}}{\nu(\epsilon_k) \sum_l \langle r_l \rangle_\epsilon \langle G_{\mathbf{x}}(\epsilon_l) \rangle_{\mathbf{x} \in \mathcal{M}(\epsilon)} / \nu(\epsilon_l)}. \end{aligned}$$

The average  $\langle r_l \rangle_\epsilon$  actually does not depend on  $l$ , so it cancels  $\langle r_k \rangle_\epsilon$ . Furthermore, we may approximate the sum  $\sum_l \bullet$  by the integral  $\int d\epsilon' \nu(\epsilon') \bullet$ , so due to nor-

malization,

$$\begin{aligned} \sum_l \frac{\langle G_{\mathbf{x}}(\epsilon_l) \rangle_{\mathbf{x} \in \mathcal{M}(\epsilon)}}{\nu(\epsilon_l)} &= \int d\epsilon' \langle G_{\mathbf{x}}(\epsilon') \rangle_{\mathbf{x} \in \mathcal{M}(\epsilon)} \\ &= \left\langle \int d\epsilon' G_{\mathbf{x}}(\epsilon') \right\rangle_{\mathbf{x} \in \mathcal{M}(\epsilon)} = \langle 1 \rangle_{\mathbf{x} \in \mathcal{M}(\epsilon)} = 1. \end{aligned}$$

Thus, the average

$$\langle |C_k(\mathbf{x})|^2 \rangle_{\mathbf{x} \in \mathcal{M}(\epsilon)} = \frac{\langle G_{\mathbf{x}}(\epsilon_k) \rangle_{\mathbf{x} \in \mathcal{M}(\epsilon)}}{\nu(\epsilon_k)},$$

is independent of the distribution of  $r_k$ .

For the high-energy regime studied here, the energy envelopes of the coherent states  $G_{\mathbf{x}}$  are Gaussian functions of width  $\sigma_{\mathbf{x}}$  centered at  $h_{\text{cl}}(\mathbf{x}) = \epsilon$ , that is  $G_{\mathbf{x}}(\epsilon_k) = \exp(-(\epsilon_k - \epsilon)^2 / (2\sigma_{\mathbf{x}}^2)) / (\sqrt{2\pi}\sigma_{\mathbf{x}})$ . Thus

$$\begin{aligned} \langle \mathcal{Q}_{\psi_R} \rangle_\epsilon^{-1} &= \quad (A1) \\ &= \sqrt{2\pi} \left( \sum_k \frac{|c_k|^2}{\nu(\epsilon_k)} \left\langle \frac{1}{\sigma_{\mathbf{x}}} \exp\left(-\frac{(\epsilon_k - \epsilon)^2}{2\sigma_{\mathbf{x}}^2}\right) \right\rangle_{\mathbf{x} \in \mathcal{M}(\epsilon)} \right)^{-1}. \end{aligned}$$

The previous equation, after averaging over the components of the random states, yields the first line of Eq. (23) and reduces to Eq. (29) in the case that  $|c_k|^2 = 1$  for one fixed  $k$ .

To obtain the dimensionality  $D(\epsilon, \rho_R)$ , we consider averages over the ensemble of random states  $|\psi_R\rangle$  with energy profile  $\rho_R(\epsilon)$ . From Eq. (A1), we obtain

$$D(\epsilon, \rho_R) \equiv \langle \langle \mathcal{Q}_{\psi_R} \rangle_\epsilon \rangle_{\psi_R}^{-1} = \left( \sum_k \langle |c_k|^2 \rangle_{\psi_R} \langle \mathcal{Q}_{\varphi_k} \rangle_\epsilon \right)^{-1}. \quad (A2)$$

The ensemble average of the components can be calculated as follows. From Eq. (16) we obtain

$$\langle |c_k|^2 \rangle_{\psi_R} = \left\langle \frac{r_k}{M} \right\rangle_{\psi_R} \frac{\rho_R(\epsilon_k)}{\nu(\epsilon_k)}, \quad (A3)$$

where  $M$  is a normalization constant given by  $M = \sum_l r_l \rho_R(\epsilon_l) / \nu(\epsilon_l)$ . Therefore, the ensemble average of the ratio  $r_k/M$  is

$$\begin{aligned} \left\langle \frac{r_k}{M} \right\rangle_{\psi_R} &\approx \frac{\langle r_k \rangle_{\psi_R}}{\sum_l \langle r_l \rangle_{\psi_R} \rho_R(\epsilon_l) / \nu(\epsilon_l)} \\ &\approx \frac{1}{\sum_l \rho_R(\epsilon_l) / \nu(\epsilon_l)}, \end{aligned} \quad (A4)$$

where the average  $\langle r_l \rangle_{\psi_R}$  is actually independent of index  $l$  and cancels the average in the numerator. Now, as before, approximating the sum by an integral  $\sum_l \bullet \rightarrow \int d\epsilon' \nu(\epsilon') \bullet$  yields

$$\left\langle \frac{r_k}{M} \right\rangle_{\psi_R} \approx 1, \quad (A5)$$

where we used the normalization  $\int d\epsilon \rho_R(\epsilon) = 1$ . By substituting this result in (A2) we obtain the second line of Eq. (23).

<sup>1</sup> For a sufficiently large sequence of random complex numbers  $z_k = a_k e^{i\theta_k}$ , where  $\theta_i$  are sampled uniformly from  $[0, 2\pi)$ , one has  $|\sum_k z_k|^2 \approx \sum_k a_k^2$ , because the total distance  $R = |\sum_k z_k|$  is distributed according to a Rayleigh distribution  $P(R) = 2R \exp(-R^2/a^2)/a^2$  ( $a^2 = \sum_k a_k^2$ ) whose second moment is  $a^2$ . (See Ref. [26] p. 71, Eq. 2.77)

## 1. Dimensionality for a Rectangular Energy Profile

From the second line of Eqs. (23) and Eq. (27) for  $\langle \mathcal{Q}_{\varphi_k} \rangle_\epsilon$ , and considering the rectangular energy profile  $\rho_R^r(\epsilon)$  of Eq. (32), we obtain

$$D(\epsilon, \rho_R^r) = \left\langle \sum_{k \in \mathcal{K}} \frac{\exp\left(\frac{-(\epsilon_k - \epsilon)^2}{2\sigma_x^2}\right)}{2\sqrt{3}\sigma_r\nu(\epsilon_k)^2\sqrt{2\pi}\sigma_x} \right\rangle_{\mathbf{x} \in \mathcal{M}(\epsilon)}^{-1} \\ = \left\langle \frac{1}{|\mathcal{K}|} \sum_{k \in \mathcal{K}} \frac{\exp\left(\frac{-(\epsilon_k - \epsilon)^2}{2\sigma_x^2}\right)}{\nu(\epsilon_k)\sqrt{2\pi}\sigma_x} \right\rangle_{\mathbf{x} \in \mathcal{M}(\epsilon)}^{-1}, \quad (\text{A6})$$

where in the second line we used  $|\mathcal{K}| \approx 2\sqrt{3}\sigma_r\nu(\epsilon)$  to obtain Eq. (40) of the main text.

If we approximate the sum  $\sum_{k \in \mathcal{K}}$  by the integral  $\int_{\epsilon_i}^{\epsilon_f} d\epsilon' \nu(\epsilon')$ , and the function  $\nu(\epsilon')$  by its value in the center of the rectangular profile  $\nu(\epsilon)$ , we obtain the following simplified expression for the dimensionality:

$$D(\epsilon, \rho_R^r) = \left\langle \int_{\epsilon - \sqrt{3}\sigma_r}^{\epsilon + \sqrt{3}\sigma_r} d\epsilon' \frac{\exp\left(\frac{-(\epsilon' - \epsilon)^2}{2\sigma_x^2}\right)}{2\sqrt{6\pi}\sigma_r\sigma_x\nu(\epsilon')} \right\rangle_{\mathbf{x} \in \mathcal{M}(\epsilon)}^{-1} \\ = 2\sqrt{3}\nu(\epsilon)\sigma_r \left\langle \text{erf}\left(\sqrt{\frac{3}{2}} \frac{\sigma_r}{\sigma_x}\right) \right\rangle_{\mathbf{x} \in \mathcal{M}(\epsilon)}^{-1}. \quad (\text{A7})$$

It is straightforward to analyze the limiting behaviors of the previous expression. For  $\sigma_r \gg \sigma_x$  the error function is  $\text{erf} \approx 1$  and the average over the energy shell is also 1, giving

$$D(\epsilon, \rho_R^r) = 2\sqrt{3}\nu(\epsilon)\sigma_r. \quad (\text{A8})$$

On the opposite limit, if  $\sigma_r \ll \sigma_x$ , the error function is approximated by  $\text{erf}(z) \approx \frac{2}{\sqrt{\pi}}z$ , yielding

$$D(\epsilon, \rho_R^r) = \sqrt{2\pi}\nu(\epsilon)\langle \sigma_x^{-1} \rangle_{\mathbf{x} \in \mathcal{M}(\epsilon)}^{-1}. \quad (\text{A9})$$

## 2. Dimensionality for a Gaussian Energy Profile

A similar procedure can be applied to the Gaussian energy profile,  $\rho_R^g(\epsilon)$  in Eq. (35). From the second line of Eq. (23), we obtain

$$D(\epsilon, \rho_R^g) = \left\langle \int_{-\infty}^{+\infty} d\epsilon' \frac{\exp\left[\frac{-(\epsilon' - \epsilon)^2}{2} \left(\frac{1}{\sigma_g^2} + \frac{1}{\sigma_x^2}\right)\right]}{2\pi\sigma_g\sigma_x\nu(\epsilon')} \right\rangle_{\mathbf{x} \in \mathcal{M}(\epsilon)}^{-1}. \quad (\text{A10})$$

By approximating the function  $\nu(\epsilon')$  by its value at the center of the Gaussian profile  $\nu(\epsilon)$  and performing the Gaussian integral we obtain Eq. (36).

### Appendix B: Energy Width of Coherent States

The variance of the quantum Hamiltonian  $\hat{H}_D$  [see Eq. (1)] under the tensor product of Glauber-Bloch coherent states  $|\mathbf{x}\rangle = |q, p\rangle \otimes |Q, P\rangle$  [see Eq. (4)] is given by [25]

$$\sigma_x^2 = \frac{1}{j^2} \left[ \langle \mathbf{x} | \hat{H}_D^2 | \mathbf{x} \rangle - \langle \mathbf{x} | \hat{H}_D | \mathbf{x} \rangle^2 \right] = \frac{1}{j^2} [\Omega_1(\mathbf{x}) + \Omega_2(\mathbf{x})]. \quad (\text{B1})$$

The terms  $\Omega_1(\mathbf{x})$  and  $\Omega_2(\mathbf{x})$  are given explicitly by

$$\Omega_1(\mathbf{x}) = j \left\{ \frac{\omega^2}{2} (q^2 + p^2) + \frac{\omega_0^2}{2} (Q^2 + P^2) A^2(Q, P) + \right. \\ \left. 2\gamma^2 \left[ \frac{q^2}{\gamma^2} \Omega_2(\mathbf{x}) + Q^2 A^2(Q, P) \right] + \right. \\ \left. 2\gamma q Q \left[ \omega + \omega_0 \left( 1 - \frac{Q^2 + P^2}{2} \right) \right] A(Q, P) \right\}, \\ \Omega_2(\mathbf{x}) = \gamma^2 \left[ P^2 A^2(Q, P) + \left( 1 - \frac{Q^2 + P^2}{2} \right)^2 \right] \quad (\text{B2})$$

with  $A(Q, P) = \sqrt{1 - \frac{Q^2 + P^2}{4}}$ .

- 
- [1] Carlo Rovelli and Francesca Vidotto, “Compact phase space, cosmological constant, and discrete time,” *Phys. Rev. D* **91**, 084037 (2015).
  - [2] Kōdi Husimi, “Some Formal Properties of the Density Matrix,” *Proceedings of the Physico-Mathematical Society of Japan. 3rd Series* **22**, 264–314 (1940).
  - [3] R. H. Dicke, “Coherence in spontaneous radiation processes,” *Phys. Rev.* **93**, 99 (1954).
  - [4] Saúl Pilatowsky-Cameo, David Villaseñor, Miguel A. Bastarrachea-Magnani, Sergio Lerma-Hernández, Lea F. Santos, and Jorge G. Hirsch, “Ubiquitous quantum scarring does not prevent ergodicity,” *Nat. Commun.* **12** (2021), 10.1038/s41467-021-21123-5.

- [5] D. Villaseñor, S. Pilatowsky-Cameo, M. A. Bastarrachea-Magnani, S. Lerma-Hernández, and J. G. Hirsch, “Quantum localization measures in phase space,” *Phys. Rev. E* **103**, 052214 (2021).
- [6] Saúl Pilatowsky-Cameo, David Villaseñor, Miguel A. Bastarrachea-Magnani, Sergio Lerma-Hernández, Lea F. Santos, and Jorge G. Hirsch, “Identification of quantum scars via phase-space localization measures,” (2021), arXiv:2107.06894 [quant-ph].
- [7] Eric J. Heller, “Bound-state eigenfunctions of classically chaotic Hamiltonian systems: Scars of periodic orbits,” *Phys. Rev. Lett.* **53**, 1515–1518 (1984).
- [8] David Villaseñor, Saúl Pilatowsky-Cameo, Miguel A. Bastarrachea-Magnani, Sergio Lerma, Lea F Santos, and

- Jorge G Hirsch, “Quantum vs classical dynamics in a spin-boson system: manifestations of spectral correlations and scarring,” *New J. Phys.* **22**, 063036 (2020).
- [9] Saúl Pilatowsky-Cameo, David Villaseñor, Miguel A. Bastarrachea-Magnani, Sergio Lerma-Hernández, Lea F. Santos, and Jorge G. Hirsch, “Quantum scarring in a spin-boson system: fundamental families of periodic orbits,” *New J. of Phys.* **23**, 033045 (2021).
- [10] K R W Jones, “Entropy of random quantum states,” *Journal of Physics A: Mathematical and General* **23**, L1247–L1251 (1990).
- [11] Klaus Hepp and Elliott H Lieb, “On the superradiant phase transition for molecules in a quantized radiation field: the Dicke maser model,” *Ann. Phys. (N.Y.)* **76**, 360 – 404 (1973).
- [12] Klaus Hepp and Elliott H. Lieb, “Equilibrium statistical mechanics of matter interacting with the quantized radiation field,” *Phys. Rev. A* **8**, 2517–2525 (1973).
- [13] Y. K. Wang and F. T. Hioe, “Phase transition in the Dicke model of superradiance,” *Phys. Rev. A* **7**, 831–836 (1973).
- [14] Clive Emary and Tobias Brandes, “Chaos and the quantum phase transition in the Dicke model,” *Phys. Rev. E* **67**, 066203 (2003).
- [15] J. Chávez-Carlos, M. A. Bastarrachea-Magnani, S. Lerma-Hernández, and J. G. Hirsch, “Classical chaos in atom-field systems,” *Phys. Rev. E* **94**, 022209 (2016).
- [16] M. A. M. de Aguiar, K. Furuya, C. H. Lewenkopf, and M. C. Nemes, “Particle-spin coupling in a chaotic system: Localization-delocalization in the Husimi distributions,” *EPL (Europhys. Lett.)* **15**, 125 (1991).
- [17] M.A.M de Aguiar, K Furuya, C.H Lewenkopf, and M.C Nemes, “Chaos in a spin-boson system: Classical analysis,” *Ann. Phys.* **216**, 291 – 312 (1992).
- [18] M. A. Bastarrachea-Magnani, S. Lerma-Hernández, and J. G. Hirsch, “Comparative quantum and semiclassical analysis of atom-field systems. I. Density of states and excited-state quantum phase transitions,” *Phys. Rev. A* **89**, 032101 (2014).
- [19] M. A. Bastarrachea-Magnani, S. Lerma-Hernández, and J. G. Hirsch, “Comparative quantum and semiclassical analysis of atom-field systems. II. Chaos and regularity,” *Phys. Rev. A* **89**, 032102 (2014).
- [20] Miguel Angel Bastarrachea-Magnani, Baldemar López del Carpio, Sergio Lerma-Hernández, and Jorge G Hirsch, “Chaos in the Dicke model: quantum and semiclassical analysis,” *Phys. Scripta* **90**, 068015 (2015).
- [21] A. D. Ribeiro, M. A. M. de Aguiar, and A. F. R. de Toledo Piza, “The semiclassical coherent state propagator for systems with spin,” *J. Phys. A* **39**, 3085 (2006).
- [22] Martin C. Gutzwiller, “Periodic orbits and classical quantization conditions,” *J. Math. Phys.* **12**, 343–358 (1971).
- [23] M. C. Gutzwiller, *Chaos in classical and quantum mechanics* (Springer-Verlag, New York, 1990).
- [24] John Schliemann, “Coherent quantum dynamics: What fluctuations can tell,” *Phys. Rev. A* **92**, 022108 (2015).
- [25] Sergio Lerma-Hernández, Jorge Chávez-Carlos, Miguel A. Bastarrachea-Magnani, Lea F. Santos, and Jorge G. Hirsch, “Analytical description of the survival probability of coherent states in regular regimes,” *J. Phys. A* **51**, 475302 (2018).
- [26] B. D. Hughes, *Random walks and random environments* (Clarendon Press Oxford University Press, Oxford New York, 1995).