

## Non-perturbative bounds for $B \rightarrow D^{(*)} \ell \nu_\ell$ decays and phenomenological applications

**G. Martinelli,<sup>a</sup> S. Simula<sup>b</sup> and L. Vittorio<sup>c,d,\*</sup>**

<sup>a</sup>*Physics Department and INFN Sezione di Roma La Sapienza,  
Piazzale Aldo Moro 5, 00185 Roma, Italy*

<sup>b</sup>*Istituto Nazionale di Fisica Nucleare, Sezione di Roma Tre,  
Via della Vasca Navale 84, I-00146 Rome, Italy*

<sup>c</sup>*Scuola Normale Superiore,  
Piazza dei Cavalieri 7, 56126 Pisa, Italy*

<sup>d</sup>*Istituto Nazionale di Fisica Nucleare, Sezione di Pisa,  
Largo Bruno Pontecorvo 3, I-56127 Pisa, Italy*

*E-mail: [guido.martinelli@roma1.infn.it](mailto:guido.martinelli@roma1.infn.it), [silvano.simula@roma3.infn.it](mailto:silvano.simula@roma3.infn.it),  
[ludovico.vittorio@sns.it](mailto:ludovico.vittorio@sns.it)*

We show how to extract the Cabibbo-Kobayashi-Maskawa (CKM) matrix element  $|V_{cb}|$  from exclusive semileptonic  $B \rightarrow D^{(*)}$  decays by using the Dispersive Matrix (DM) method. It is a new approach which allows to determine in a full non-perturbative way the hadronic form factors (FFs) in the whole kinematical range, without making any assumption on their dependence on the momentum transfer. We investigate also the issue of Lepton Flavor Universality (LFU) by computing a pure theoretical estimate of the ratio  $R(D^{(*)})$ . Our approach is applied to the preliminary LQCD computations of the FFs, published by the FNAL/MILC [1] and the JLQCD [2] Collaborations, for the  $B \rightarrow D^*$  decays and to the final ones, computed by FNAL/MILC [3], for the  $B \rightarrow D$  transitions. Since the FNAL/MILC Collaborations have recently published the final results of their LQCD computations of the FFs [4] for the  $B \rightarrow D^*$  case, we present also the results of our procedure after its application on these data. We find  $|V_{cb}| = (41.0 \pm 1.2) \cdot 10^{-3}$  and  $|V_{cb}| = (41.3 \pm 1.7) \cdot 10^{-3}$  from  $B \rightarrow D$  and  $B \rightarrow D^*$  decays, respectively. These estimates are consistent within  $1\sigma$  with the most recent inclusive determination  $|V_{cb}|_{incl} = (42.16 \pm 0.50) \cdot 10^{-3}$  [5]. Furthermore, we obtain  $R(D) = 0.289(8)$  and  $R(D^*) = 0.269(8)$ , which are both compatible with the latest experimental averages [6] at the  $\sim 1.6\sigma$  level.

*The 38th International Symposium on Lattice Field Theory, LATTICE2021 26th-30th July, 2021  
Zoom/Gather@Massachusetts Institute of Technology*

---

\*Speaker

## 1. State-of-the-art of semileptonic $B \rightarrow D^{(*)}$ decays

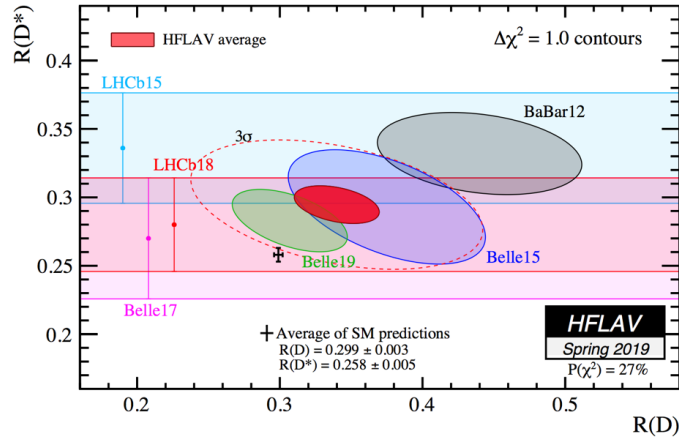
Semileptonic  $B \rightarrow D^{(*)} \ell \nu$  decays are one of the most challenging processes in the phenomenology of flavor physics. They are affected by two unsolved problems. On the one hand, there is the  $|V_{cb}|$  puzzle, *i.e.* the tension between the inclusive and the exclusive determinations of the CKM matrix element  $|V_{cb}|$ . According to the FLAG Collaboration [7], there is a  $\sim 2.6\sigma$  discrepancy between the exclusive estimates (that depend on the FFs parametrization)

$$|V_{cb}|_{BGL} \times 10^3 = 39.08(91), \quad |V_{cb}|_{CLN} \times 10^3 = 39.41(60), \quad (1)$$

and the inclusive one

$$|V_{cb}|_{incl} \times 10^3 = 42.00(65). \quad (2)$$

Note that a new more precise estimate of the inclusive value has recently appeared [5], namely  $|V_{cb}| = 42.16(50)$ , and it is compatible with the value quoted by FLAG in Eq.(2). On the other hand, a tension exists between the theoretical expectation value and the measurements of  $R(D^{(*)})$ , defined as the  $\tau/\mu$  ratios of the branching fractions of  $B \rightarrow D^{(*)} \ell \nu$  decays. The HFLAV Collaboration [6] has produced the plot in Fig. 1, where the red area represents the average of the most recent experimental measurements. There is a  $\sim 3.1\sigma$  tension between that area and the Standard Model (SM) predictions, represented by a black cross in Fig. 1.



**Figure 1:** Correlation plot of  $R(D)$ - $R(D^*)$  given by the HFLAV Collaboration [6] in the Spring 2019. The red area represents the world average of all measurements, while the black cross is the average of the SM predictions. The plot shows a  $\sim 3.1\sigma$  tension between theory and experiments.

## 2. The DM description of the FFs entering semileptonic $B \rightarrow D^*$ decays

Let us focus our attention on semileptonic  $B \rightarrow D^*$  decays, which are more challenging ones given the vector nature of the  $D^*$  meson. The theoretical expression of the differential decay width

in the massless lepton limit reads

$$\begin{aligned} \frac{d\Gamma(B \rightarrow D^*(\rightarrow D\pi)\ell\nu)}{dw d\cos\theta_\ell d\cos\theta_\nu d\chi} &= \frac{G_F^2 |V_{cb}|^2 \eta_{EW}^2}{4(4\pi)^4} 3m_B m_{D^*}^2 (1 - 2wr + r^2) \sqrt{w^2 - 1} B(D^* \rightarrow D\pi) \\ &\times \{ (1 - \cos\theta_\ell)^2 \sin^2\theta_\nu |H_+|^2 + (1 + \cos\theta_\ell)^2 \sin^2\theta_\nu |H_-|^2 + 4 \sin^2\theta_\ell \cos^2\theta_\nu |H_0|^2 \\ &- 2 \sin^2\theta_\ell \sin^2\theta_\nu \cos 2\chi H_+ H_- - 4 \sin\theta_\ell (1 - \cos\theta_\ell) \sin\theta_\nu \cos\theta_\nu \cos\chi H_+ H_0 \\ &+ 4 \sin\theta_\ell (1 + \cos\theta_\ell) \sin\theta_\nu \cos\theta_\nu \cos\chi H_- H_0 \}, \end{aligned} \quad (3)$$

where  $w$  is the recoil variable and we have introduced the helicity amplitudes

$$\begin{aligned} H_\pm(w) &= f(w) \mp m_B m_{D^*} \sqrt{w^2 - 1} g(w), \quad H_0(w) = \frac{\mathcal{F}_1(w)}{\sqrt{m_B^2 + m_{D^*}^2 - 2m_B m_{D^*} w}}, \\ H_t(w) &= \frac{(m_B + m_{D^*}) \sqrt{m_B m_{D^*} (w^2 - 1)}}{\sqrt{m_B^2 + m_{D^*}^2 - 2m_B m_{D^*} w}} P_1(w). \end{aligned} \quad (4)$$

Note that  $H_t(w)$  does not appear in the Eq. (3) since its contribution is proportional to the lepton mass.

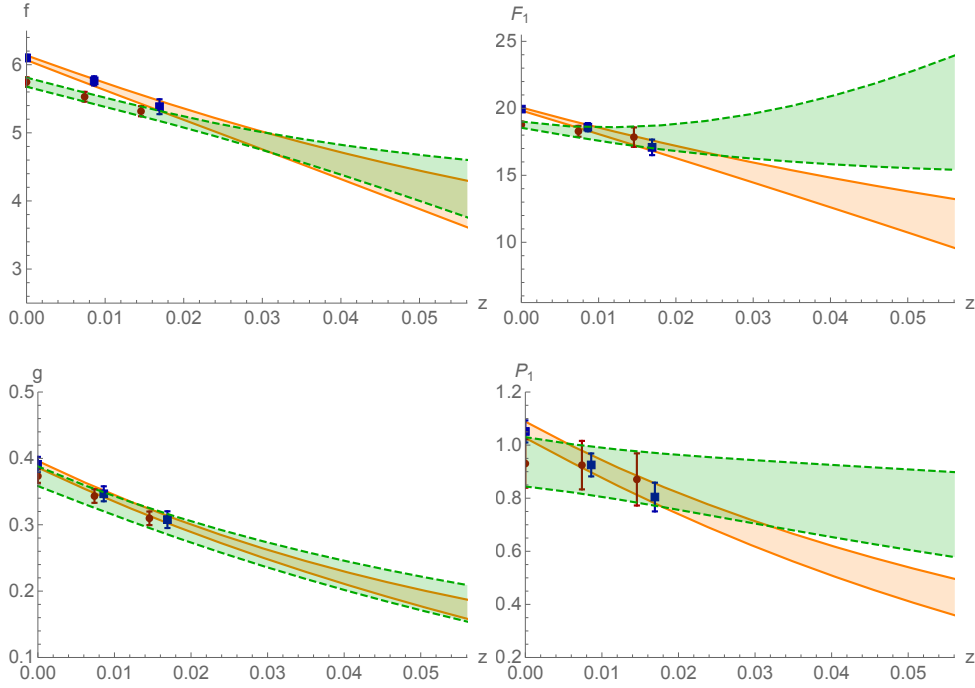
We have four FFs, *i.e.*  $f(w), g(w), \mathcal{F}_1(w), P_1(w)$ , that we studied by using the Dispersive Matrix (DM) method, presented in [8]. The DM method allows us to study the FFs in a novel, non-perturbative and model-independent way, since, starting from the available LQCD computations of the FFs at low recoil, we can extrapolate their behaviour in the high- $w$  region. To this end, we do **not** assume any functional dependence of the FFs on the recoil and we use only non-perturbative quantities, including the susceptibilities (which have been computed for the first time on the lattice in [9] for  $b \rightarrow c$  quark transitions). Furthermore, the resulting bands of the FFs will be independent of the experimental measurements of the differential decay widths, that will be then used only to obtain a new estimate of  $|V_{cb}|$ . Thus, by using the preliminary LQCD computations of the FFs by the FNAL/MILC [1] and the JLQCD [2] Collaborations, we have obtained the bands in Fig. 2 as a function of the conformal parameter

$$z = \frac{\sqrt{w+1} - \sqrt{2}}{\sqrt{w+1} + \sqrt{2}}. \quad (5)$$

### 3. How to compute theoretical estimates of $|V_{cb}|$ and $R(D^*)$ through unitarity

The Belle Collaboration [10, 11] has published two different sets of measurements of the differential decay widths  $d\Gamma/dx$  ( $x = w, \cos\theta_\ell, \cos\theta_\nu, \chi$ ) in the form of ten bins for each kinematical variable. Thus, we have computed the theoretical estimate of each one-dimensional differential decay width (starting from the complete expression in the Eq. (3) and using the unitarity bands of the FFs in Fig. 2) and we have compared them to the experimental data in order to obtain bin-per-bin estimates of  $|V_{cb}|$ . We have developed a separate analysis for each set of LQCD input data.

Let us examine for instance the results by adopting the FNAL/MILC preliminary LQCD inputs. They are shown in Fig. 3, where the blue points come from the first set of Belle measurements [10]



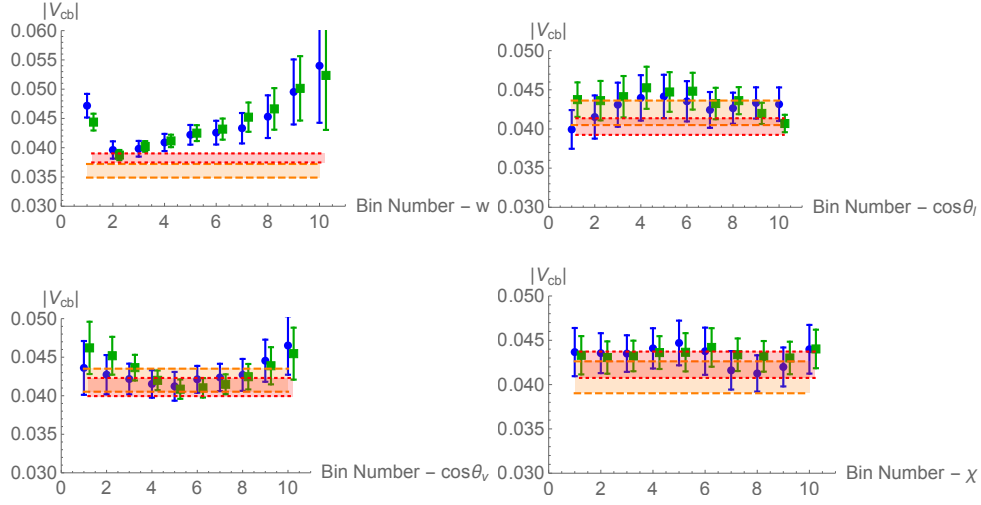
**Figure 2:** The bands of the four FFs entering  $B \rightarrow D^* \ell \nu$  decays, computed through the DM method. The solid orange (dashed green) bands are the results adopting the MILC (JLQCD) results, which are represented by blue squares (red points).

while the green squares from the second one [11]. For each kinematical variable and for each experiment, we compute the average of these bin-per-bin estimates as

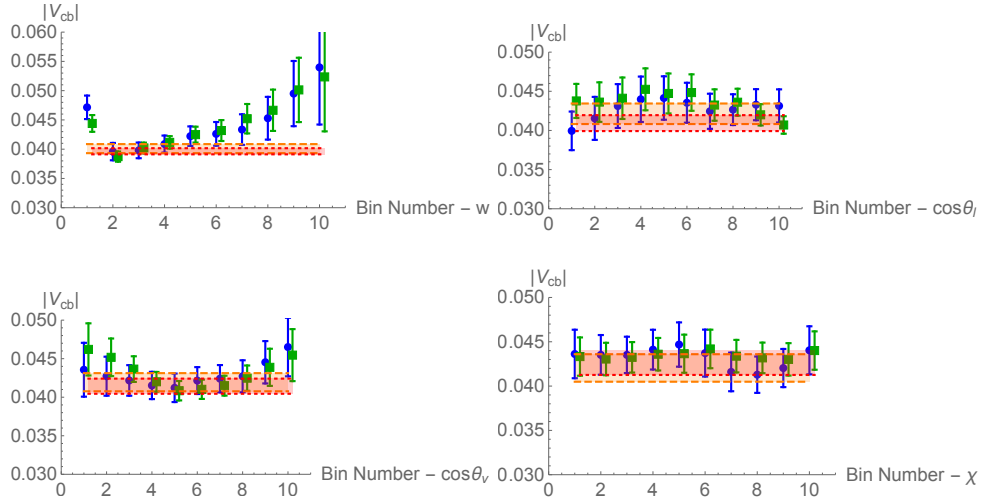
$$|V_{cb}| = \frac{\sum_{i,j=1}^{10} (\mathbf{C}^{-1})_{ij} |V_{cb}|_j}{\sum_{i,j=1}^{10} (\mathbf{C}^{-1})_{ij}}, \quad \sigma_{|V_{cb}|}^2 = \frac{1}{\sum_{i,j=1}^{10} (\mathbf{C}^{-1})_{ij}}, \quad (6)$$

where  $\mathbf{C}$  is the covariance matrix and  $|V_{cb}|_i$  are the single  $|V_{cb}|$  estimates. This procedure generates the dashed orange (dotted red) bands in Fig. 3 for the first (second) set of Belle measurements. As graphically clear, in the  $w$  case there is an evident underestimate of the weighted mean value.

To solve this problem, we consider the *relative* differential decay widths, given by the ratios  $(d\Gamma/dx)/\Gamma$ , for each bin by using the measurements [12]. We expect that the calibration errors in the experimental data will be strongly reduced in the ratios [13]. We compute a new correlation matrix  $\rho$  through the generation of the bootstraps for  $(d\Gamma/dx)/\Gamma$  and then a new covariance matrix  $C_{new}$  of the measurements through the original experimental uncertainties  $\sigma_{exp}$  associated to the data, *i.e.*  $C_{new,ij} = \rho_{ij} \sigma_{exp,i} \sigma_{exp,j}$ . We repeat the whole procedure for the extraction of  $|V_{cb}|$  and compute the new weighted mean values of  $|V_{cb}|$  through the Eq. (6). In Fig. 4 we show the results. In this case, although differences remain, there is no systematic underestimate of the mean of  $|V_{cb}|$ . To obtain a final estimate of the CKM matrix element, we finally combine the resulting eight mean



**Figure 3:** Bin-per-bin values of  $|V_{cb}|$  for each kinematical variable and for each Belle experiment, resulting from preliminary FNAL/MILC input data. The blue points correspond to the first Belle measurements [10], while the green squares to the second one [11]. Finally, the dashed orange (dotted red) bands are the weighted mean values (6) for each variable, starting from the blue points (green squares).



**Figure 4:** Bin-per-bin values of  $|V_{cb}|$  for each kinematical variable and for each Belle experiment, resulting from preliminary FNAL/MILC input data, after the modification of the experimental covariances. The colour code is the same one of Fig. 3.

values as

$$\mu_x = \frac{1}{N} \sum_{k=1}^N x_k, \quad \sigma_x^2 = \frac{1}{N} \sum_{k=1}^N \sigma_k^2 + \frac{1}{N} \sum_{k=1}^N (x_k - \mu_x)^2, \quad (7)$$

thus obtaining

$$|V_{cb}| \times 10^3 = 41.4 \pm 1.5$$

as the  $|V_{cb}|$  estimate resulting from our study of the FNAL/MILC preliminary LQCD data.

The DM method allows us to obtain fully-theoretical expectation values of other quantities relevant for phenomenology, *i.e.* the anomaly  $R(D^*)$ , the  $\tau$ -polarization  $P_\tau$  and finally the  $D^*$  longitudinal polarization  $F_L$ . To be more specific, we generate some bootstrap events of the FFs and compute the corresponding values of  $R(D^*)$ ,  $P_\tau$  and  $F_L$ . The final means and the final uncertainties will come from a Gaussian fit of the histograms of these events. The results of our study of the FNAL/MILC preliminary LQCD data are

$$R(D^*) = 0.272 \pm 0.010, \quad P_\tau = -0.52 \pm 0.01, \quad F_L = 0.43 \pm 0.02.$$

#### 4. Numerical results for $|V_{cb}|$ and $R(D^*)$ using the *final* results by FNAL/MILC

On May 2021, the FNAL/MILC Collaborations have published the final results of their LQCD computations of the FFs. For this reason, we have repeated the analysis described in the previous Section using the new data [4]. Our final estimate for  $|V_{cb}|$  then reads

$$|V_{cb}| \times 10^3 = 41.3 \pm 1.7 \quad (8)$$

after the modification of the experimental covariances. Moreover, we obtain

$$R(D^*) = 0.269 \pm 0.008, \quad P_\tau = -0.52 \pm 0.01, \quad F_L = 0.42 \pm 0.01, \quad (9)$$

as final estimates of the anomaly and of the polarization observables [14].

#### 5. Estimates of $|V_{cb}|$ and $R(D)$ from unitarity

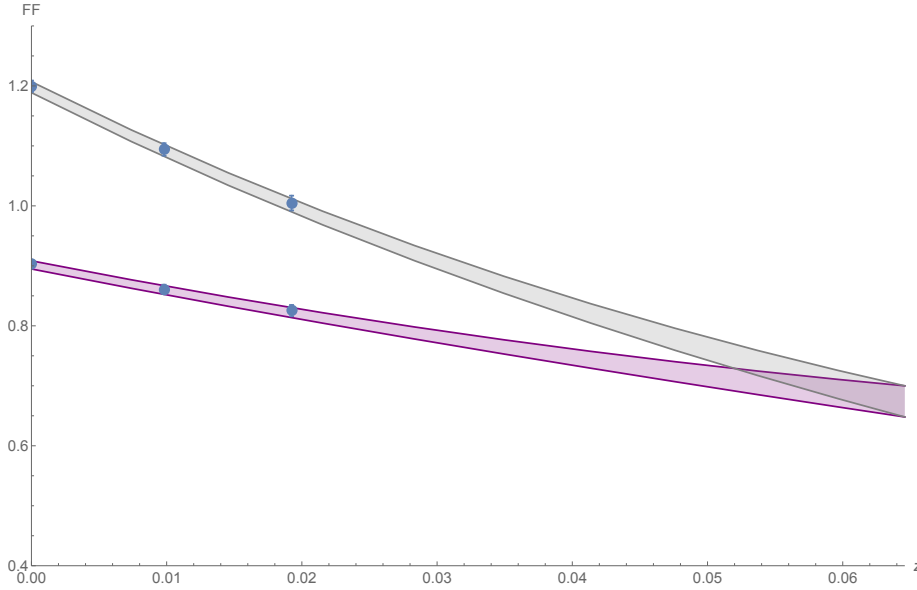
The study of the semileptonic  $B \rightarrow D$  decays is much simpler with respect to the  $B \rightarrow D^*$  one, since the produced meson is a pseudoscalar one. In particular, we have to deal only with the momentum transfer as a kinematical variable, so that we can express the differential decay width as

$$\begin{aligned} \frac{d\Gamma}{dq^2} &= \frac{G_F^2 |V_{cb}|^2 \eta_{EW}^2}{24\pi^3} \left(1 - \frac{m_\ell^2}{q^2}\right)^2 \\ &\times \left[ |\vec{p}_D|^3 \left(1 + \frac{m_\ell^2}{2q^2}\right) |f^+(q^2)|^2 + m_B^2 |\vec{p}_D| \left(1 - \frac{m_D^2}{m_B^2}\right)^2 \frac{3m_\ell^2}{8q^2} |f^0(q^2)|^2 \right], \end{aligned} \quad (10)$$

where the two FFs  $f_{+,0}(q^2)$  are related through the expression  $f^+(0) = f^0(0)$ . Starting from the available LQCD computations of these FFs by the FNAL/MILC Collaborations [3] and from our non-perturbative susceptibilities [9], the DM method allows us to describe the FFs in the whole kinematical range. Our results are shown in Fig. 5.

In order to obtain an updated value of  $|V_{cb}|$  from this channel, we put together our description of the lattice FFs and the measurements of the differential decay width  $d\Gamma/dw$ . For the latter case, we use the results published by the Belle Collaboration [15], for which they also give the correlation matrix of the systematic errors. We re-express the Eq. (10) as

$$|V_{cb}| = \sqrt{\frac{d\Gamma}{dq^2} \Big|_{exp} \times \frac{24\pi^3}{G_F^2 \eta_{EW}^2 |\vec{p}_D|^3 |f^+(q^2)|_{th}^2}}, \quad (11)$$



**Figure 5:** The bands of the FFs entering  $B \rightarrow D \ell \nu$  decays computed through the DM method. The colour code is (lower) violet band for  $f_0(z)$ , (higher) gray one for  $f_+(z)$ . The blue points are the results of the FNAL/MILC computations.

where we are neglecting the lepton mass for simplicity. By using this expression, we compute  $|V_{cb}|$  for each recoil bin through a bootstrap analysis, as shown in Fig. 6, and Eq. (6) allows us to obtain a final estimate of  $|V_{cb}|$ , namely

$$|V_{cb}| = (41.0 \pm 1.2) \cdot 10^{-3}, \quad (12)$$

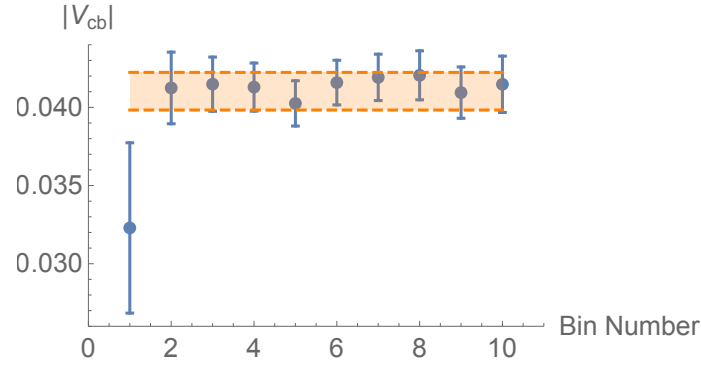
which is represented as an orange band in the same Figure.

Finally, we compute a new theoretical estimate of  $R(D)$  by using the same strategy for  $R(D^*)$ ,  $P_\tau$  and  $F_L$ . Analogously to those cases, we generate bootstrap events of the FFs  $f_{+,0}$  in the whole kinematical range and thus we determine the corresponding values of  $R(D)$ , namely

$$R(D) = 0.289(8). \quad (13)$$

## 6. Conclusions

We have studied the semileptonic  $B \rightarrow D^{(*)} \ell \nu$  decays through the Dispersive Matrix description of the Form Factors. Our main results are given in Eqs. (8) and (12) for the extraction of  $|V_{cb}|$  from the  $B \rightarrow D^*$  and the  $B \rightarrow D$  decays, respectively. We have for the first time an indication of a sizable reduction of the tension between the inclusive and the exclusive determinations of  $|V_{cb}|$  in both the channels. Furthermore, our results for the anomalies are given in Eqs. (9) and (13). With respect to other phenomenological studies in literature, the uncertainties on the ratios  $R(D^{(*)})$  are larger since the DM method is completely model-independent and only LQCD data are used to describe the shape of the FFs. The difference between these theoretical expectations and the corresponding experimental world averages is reduced to  $\sim 1.6\sigma$  level.



**Figure 6:** Values of the CKM matrix element  $|V_{cb}|$  resulting from the experimental data for semileptonic  $B \rightarrow D$  decays. The orange band represents the result of the weighted mean (12).

## References

- [1] FERMILAB LATTICE, MILC collaboration, A. V. Avilés-Casco, C. DeTar, A. X. El-Khadra, A. S. Kronfeld, J. Laiho and R. S. Van de Water, *The  $B \rightarrow D^* \ell \nu$  semileptonic decay at nonzero recoil and its implications for  $|V_{cb}|$  and  $R(D^*)$* , *PoS LATTICE2019* (2019) 049, [1912.05886].
- [2] JLQCD collaboration, T. Kaneko, Y. Aoki, G. Bailas, B. Colquhoun, H. Fukaya, S. Hashimoto et al.,  *$B \rightarrow D^{(*)} \ell \nu$  form factors from lattice QCD with relativistic heavy quarks*, *PoS LATTICE2019* (2019) 139, [1912.11770].
- [3] FERMILAB LATTICE, MILC collaboration, J. A. Bailey, A. Bazavov, C. Bernard, C. Bouchard, C. DeTar, D. Du et al.,  *$B \rightarrow D \ell \nu$  form factors at nonzero recoil and  $|V_{cb}|$  from 2 + 1-flavor lattice QCD*, *Physical Review D* **92** (Aug, 2015) .
- [4] FERMILAB LATTICE, MILC collaboration, A. Bazavov et al., *Semileptonic form factors for  $B \rightarrow D^* \ell \nu$  at nonzero recoil from 2 + 1-flavor lattice QCD*, 2105.14019.
- [5] M. Bordone, B. Capdevila and P. Gambino, *Three loop calculations and inclusive  $V_{cb}$* , 2107.00604.
- [6] HFLAV collaboration, “Average of  $R(D)$  and  $R(D^{*+})$  for spring 2019.” See <https://hflav-eos.web.cern.ch/hflav-eos/semi/spring19/html/RDsDsstar/RDRDs.html>.
- [7] FLAG collaboration, S. Aoki et al., *FLAG Review 2019: Flavour Lattice Averaging Group (FLAG)*, *Eur. Phys. J. C* **80** (2020) 113, [1902.08191].
- [8] M. Di Carlo, G. Martinelli, M. Naviglio, F. Sanfilippo, S. Simula and L. Vittorio, *Unitarity bounds for semileptonic decays in lattice QCD*, *Phys. Rev. D* **104** (2021) 054502, [2105.02497].
- [9] G. Martinelli, S. Simula and L. Vittorio, *Constraints for the semileptonic  $B \rightarrow D^{(*)}$  form factors from lattice QCD simulations of two-point correlation functions*, 2105.07851.



- [10] BELLE collaboration, A. Abdesselam et al., *Precise determination of the CKM matrix element  $|V_{cb}|$  with  $\bar{B}^0 \rightarrow D^{*+} \ell^- \bar{\nu}_\ell$  decays with hadronic tagging at Belle*, [1702.01521](#).
- [11] BELLE collaboration, E. Waheed et al., *Measurement of the CKM matrix element  $|V_{cb}|$  from  $B^0 \rightarrow D^{*-} \ell^+ \nu_\ell$  at Belle*, *Phys. Rev. D* **100** (2019) 052007, [[1809.03290](#)].
- [12] G. Martinelli, S. Simula and L. Vittorio,  *$|V_{cb}|$  and  $R(D^{(*)})$  using lattice QCD and unitarity*, [2105.08674](#).
- [13] G. D'Agostini, *On the use of the covariance matrix to fit correlated data*, *Nucl. Instrum. Meth. A* **346** (1994) 306–311.
- [14] G. Martinelli, S. Simula and L. Vittorio, *Exclusive determinations of  $|V_{cb}|$  and  $R(D^*)$  through unitarity*, [2109.15248](#).
- [15] R. Glattauer, C. Schwanda, A. Abdesselam, I. Adachi, K. Adamczyk, H. Aihara et al., *Measurement of the decay  $B \rightarrow D \ell \nu_\ell$  in fully reconstructed events and determination of the cabibbo-kobayashi-maskawa matrix element  $|V_{cb}|$* , *Physical Review D* **93** (Feb, 2016) .