

Probing QCD critical point and induced gravitational wave by black hole physics

Rong-Gen Cai^{b,c}, Song He^{a,d}, Li Li^{b,c,e} and Yuan-Xu Wang^a

^a*Center for Theoretical Physics and College of Physics, Jilin University,
Changchun 130012, People's Republic of China*

^b*CAS Key Laboratory of Theoretical Physics, Institute of Theoretical Physics,
Chinese Academy of Sciences, Beijing 100190, China*

^c*School of Fundamental Physics and Mathematical Sciences,*

Hangzhou Institute for Advanced Study, UCAS, Hangzhou 310024, China

^d*Max Planck Institute for Gravitational Physics (Albert Einstein Institute),
Am Mühlenberg 1, 14476 Golm, Germany and*

^e*Peng Huanwu Collaborative Center for Research and Education, Beihang University, Beijing 100191, China.**

(Dated: November 15, 2022)

Locating the critical endpoint of QCD and the region of a first-order phase transition at finite baryon chemical potential is an active research area for QCD matter. We provide a gravitational dual description of QCD matter at finite baryon chemical potential μ_B and finite temperature using the non-perturbative approach from gauge/gravity duality. After fixing all model parameters using state-of-the-art lattice QCD data at zero chemical potential, the predicted equations of state and QCD trace anomaly relation are in quantitative agreement with the latest lattice results. We then give the exact location of the critical endpoint as well as the first-order transition line, which is within the coverage of many upcoming experimental measurements. Moreover, using the data from our model at finite μ_B , we calculate the spectrum of the stochastic gravitational wave background associated with the first-order QCD transition in the early universe, which could be observable via pulsar timing in the future.

Introduction—As one of the most interesting and fundamental challenges of high energy physics, the phase diagram of QCD has been intensively studied. It involves the behavior of strongly interacting matter under extreme conditions [1–3], ranging from cosmology and astrophysics to heavy-iron collisions. Due to the strong interaction in the non-perturbative regime, it has not been possible to obtain the full QCD phase diagram directly from QCD in terms of the temperature T and the baryon chemical potential μ_B or the baryon number density n_B . While lattice QCD can provide reliable first-principles information at zero density [4–6], it fails at finite density due to the famous sign problem [2]. Note, however, that the lattice data can be extrapolated to finite μ_B via different systematical schemes [7–9], but this is only reliable for small μ_B . Meanwhile, many effective low energy models have been proposed to study the QCD phase diagram under certain conditions, such as [10–12], for which it is difficult to match the lattice QCD data quantitatively. Nevertheless, the QCD matter is now believed to be in a hadronic phase of color-neutral bound states at low T and small μ_B , while it is deconfined at high T and large μ_B , known as the quark-gluon plasma. These two phases are separated by a transition at small μ_B and are expected to change into a first-order transition for higher μ_B . The critical point between them is the QCD critical endpoint (CEP), which has been under active investigation by experiments and theoretical calculations.

On the other hand, the gauge/gravity duality [13–16] provides a powerful non-perturbative approach to solving the strongly coupled non-Abelian gauge theories by mapping to a weakly coupled gravitational system with

one higher dimension. In particular, it provides a convenient way to incorporate real-time dynamics and transport properties at finite temperatures and densities. Previous studies (e.g. [17–21]) have provided a strong indication that holography can make quantitative description of the properties of QCD in the non-perturbative regime. The construction of the QCD phase diagram in such a holographic approach was initiated by [22, 23], where the Einstein-Maxwell-dilaton (EMD) theory was used to mimic properties in the QCD phase diagram. Since then, several attempts have been made toward the direction of the phase diagram in the $T - \mu_B$ plane (see e.g. [24–32]). In the spirit of effective field theory, the model parameters of the bulk gravitational theory should be fixed by matching with lattice QCD results. Therefore, it is crucial to use up-to-date lattice simulation for reliable prediction at finite μ_B .

In this Letter, we construct a holographic QCD (hQCD) model in which all parameters are fixed using state-of-the-art lattice QCD data [6] at $\mu_B = 0$, generated by highly improved stagger fermion action. Moreover, all thermodynamic quantities are computed directly from the holographic renormalization and the so-called thermodynamic consistency relations [33]. Our prediction for the thermodynamic observables at finite μ_B is in quantitative agreement with the latest lattice results that are available for $\mu_B/T < 3.5$ [9]. We also calculate both the chiral and gluon condensates. Remarkably, we show for the first time in holography that the gluon condensate agrees with the lattice simulation regarding the QCD conformal anomaly. We then manage to make precise predictions for the QCD phase diagram at finite

μ_B , in particular a first-order line and a CEP located at $T_C = 105\text{MeV}$ and $\mu_C = 555\text{MeV}$. Interestingly, the location of our CEP can be checked in the near future by many important upcoming facilities. Moreover, the strong first-order phase transition (SFOPT) in the early universe is an important source of the stochastic gravitational wave (GW) background (see, e.g. [38–41] and references therein). While various scenarios of new physics beyond the Standard Model of particle physics have been considered to engineer an SFOPT in the literature, our present model provides a scenario for phase transition GWs within the Standard Model.

Holographic model –We begin with the five-dimensional EMD theory

$$S = \frac{1}{2\kappa_N^2} \int d^5x \sqrt{-g} \left[\mathcal{R} - \frac{1}{2} \nabla_\mu \phi \nabla^\mu \phi - \frac{Z(\phi)}{4} F_{\mu\nu} F^{\mu\nu} - V(\phi) \right], \quad (1)$$

with a minimal set of fields for capturing the essential dynamics. Here κ_N^2 is the effective Newton constant. In addition to the metric $g_{\mu\nu}$ that characterizes the geometry, the real scalar ϕ (known as dilaton) encodes the running of the gauge coupling, and the Maxwell field A_μ accounts for a finite baryon density. $Z(\phi)$ and $V(\phi)$ are two phenomenological terms that will be fixed by matching to the lattice QCD at $\mu_B = 0$.

The hairy black hole reads

$$ds^2 = -f(r)e^{-\eta(r)}dt^2 + \frac{dr^2}{f(r)} + r^2 d\mathbf{x}_3^2, \quad (2)$$

$$\phi = \phi(r), \quad A_t = A_t(r),$$

where $d\mathbf{x}_3^2 = dx^2 + dy^2 + dz^2$ and r is the holographic radial coordinate with the asymptotical anti-de Sitter (AdS) boundary at $r \rightarrow \infty$. Denoting the event horizon as r_h at which f vanishes, the temperature and entropy density can be obtained as

$$T = \frac{1}{4\pi} f'(r_h) e^{-\eta(r_h)/2}, \quad s = \frac{2\pi}{\kappa_N^2} r_h^3, \quad (3)$$

while the baryon chemical potential μ_B and density n_B can be obtained from A_t at the AdS boundary, we read the energy density ϵ and pressure P directly by the dual stress-energy tensor via the holographic renormalization [42, 43]. We refer to the Supplemental Material (SM) for more details [44]. Then, the equation of state (EOS) and transport properties can be determined precisely. The form of V and Z is partially motivated by the one in [17, 22, 23], although these models were not able to simultaneously fit the lattice data for equilibrium and near-equilibrium features quantitatively.

By global fitting the state-of-the-art lattice data [6, 9] with (2+1)-flavors at zero net-baryon density (see Fig. 1),

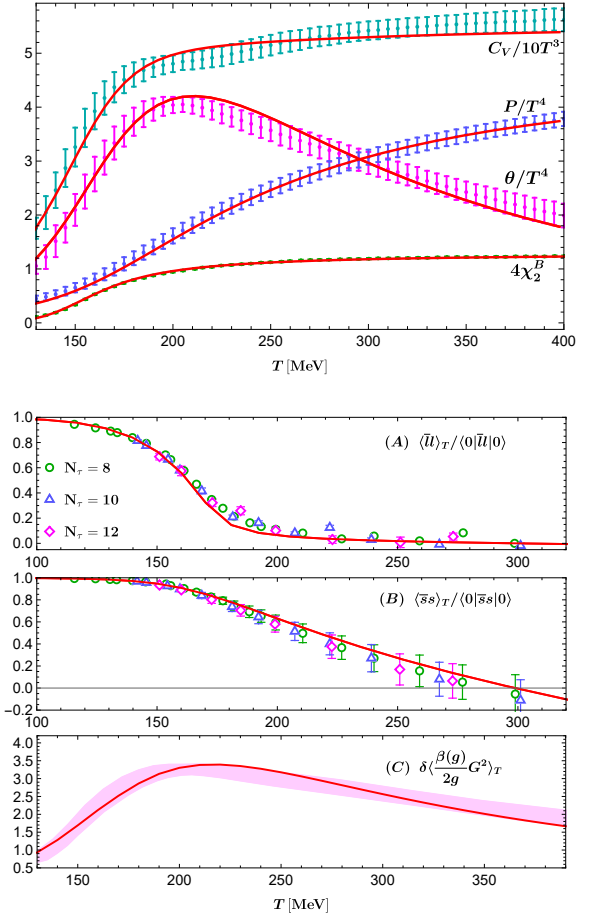


FIG. 1. Thermodynamics and condensates at $\mu_B = 0$. **Upper panel:** The pressure P , the trace anomaly $\theta \equiv \epsilon - 3P$, the specific heat C_V , and the baryon susceptibility χ_2^B . **Lower panel:** The condensates for (A) the u, d quarks, (B) the s quark, and (C) the gluon. Data with error bars and the pink band are from lattice QCD [6, 9], while solid red curves are from our hQCD model. N_τ is the temporal extent in lattice QCD. Following lattice QCD notations, the condensates of the light ($l = u, d$) quarks and the s quark are normalized by their values at zero temperature. The gluon condensate $\langle \frac{\beta(g)}{2g} G^2 \rangle_T$ is subtracted by its vacuum value, where $\beta(g)$ is the β -function and g is QCD gauge coupling.

the hQCD model can be fixed to be

$$V(\phi) = -12 \cosh[c_1 \phi] + (6c_1^2 - \frac{3}{2})\phi^2 + c_2 \phi^6, \quad (4)$$

$$\kappa_N^2 = 2\pi(1.68), \quad \phi_s = 1085\text{MeV},$$

$$Z(\phi) = \frac{1}{1+c_3} \text{sech}[c_4 \phi^3] + \frac{c_3}{1+c_3} e^{-c_5 \phi},$$

with $c_1 = 0.7100, c_2 = 0.0037, c_3 = 1.935, c_4 = 0.085, c_5 = 30$. Here $\phi_s = r\phi|_{r \rightarrow \infty}$ is the source term of the scalar field ϕ , which essentially breaks the conformal symmetry and plays the role of the energy scale. The fitting results are presented in the upper panel of Fig. 1. In addition to the EOS, the specific heat

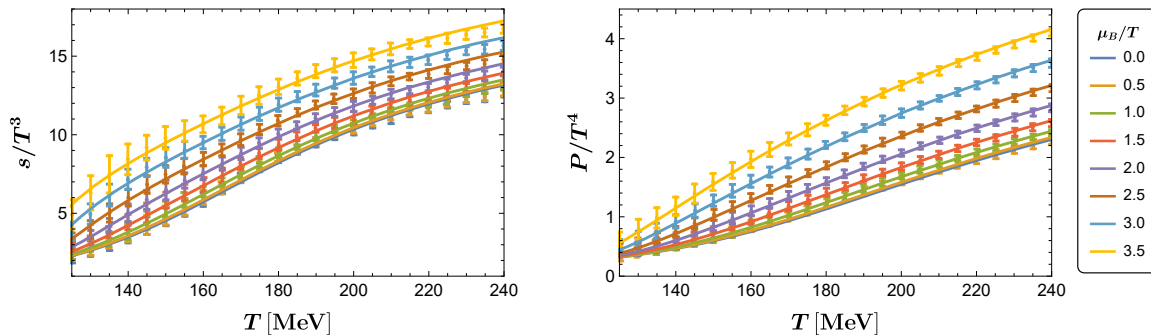


FIG. 2. The entropy density s (left) and the pressure P (right) at small chemical potentials. Our holographic computations (solid curves) are compared with the latest lattice QCD results from [9].

$C_V = (d\epsilon/dT)_{\mu_B}$, and the second-order baryon susceptibility $\chi_2^B = (dn_B/d\mu_B)_T/T^2$ at zero density, which are important quantities characterizing QCD transition, agree with the lattice data quantitatively.

Given the local bulk description of QCD (4), we also calculate the gluon condensate and the condensates for u, d, s quarks in the spirit of the KKSS model [45] by introducing appropriate probe actions. The temperature dependence of these condensates is in quantitative agreement with the lattice simulations [6], see the lower panel of Fig. 1. Remarkably, the trace anomaly ($\epsilon - 3P$) is found to be consistent with the summation of the quark and gluon condensates. It is the first time that this relation is realized in a holographic setup (see SM for technical details).

So far, our holographic model is completely fixed, and there are no free parameters. In Fig. 2, we compare the holographic results with the latest lattice QCD [9] which combines the Taylor-expanded approach and the analytical continuation approach. The holographic predictions are in quantitative agreement with the lattice results available for small chemical potentials, which strongly supports our hQCD model.

QCD phase diagram—Having completely fixed the holographic model, we can now construct the phase diagram in the $T - \mu_B$ plane by numerically solving a series of black holes. We find that, as μ_B increases, the crossover on the T -axis is sharpened into a first-order line at the CEP (see Fig. 3). Since the transition from $\mu_B = 0$ up to the CEP is a smooth crossover, there is no unique way to determine the transition temperature in the literature. Some suitable probes characterizing the drastic change of degrees of freedom between the quark-gluon plasma (QGP) and the hadron resonances gas are the minimum of the speed of sound c_s and the maximum increasing point of χ_2^B . The transition lines of the two probes are shown in Fig. 3. The transition temperatures of the probes at zero μ_B compare well with the predictions of lattice QCD for the same up to the quark-hadron transition region around 140–160 MeV [46–48]. Although

they do not coincide quantitatively in the crossover region, they show similar behavior and are in the same order of magnitude. Moreover, they come together at the critical point μ_C .

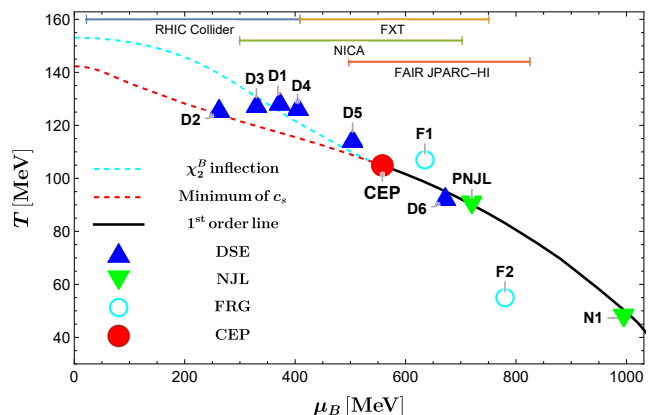


FIG. 3. The QCD phase diagram predicted from our model. The minimum of c_s and the maximally increasing point of the χ_2^B are denoted by dashed red and cyan lines, respectively. The first-order phase transition line (solid black line) is determined by free energy. Our result for the location of the CEP is $T_C = 105 \text{ MeV}$, $\mu_C = 555 \text{ MeV}$ (bold red dot). The CEP obtained by different approaches are presented as well, including Schwinger–Dyson equation (DSE), Nambu–Jona-Lasinio model (NJL), and Functional renormalization group (FRG). DSE: D1–D6 are from [51–56]. NJL: PNJL is from [57] and NJL1 from [58]. FRG: F1–F2 are from [59, 60]. The coverage of RHIC [61], the STAR fixed target program (FXT), and future (FAIR, JPARC-HI, and NICA) experimental facilities [65] is also indicated at the top of the figure.

For a baryon chemical potential above μ_C , the QCD transition becomes a first-order transition for which the free energy can uniquely determine the transition point from the holographic calculation (see the solid black line in Fig. 3). The first order line decreases monotonically with μ_B . Although we cannot see when the line will terminate, our numerics suggest that the transition temperature becomes significantly small, approximately larger

than $\mu_B \sim 1050\text{MeV}$, beyond which no stable black holes have been found. In this region, color superconductivity or related phenomena might be set in.

The CEP predicted by our hQCD model is located at $T_C = 105\text{MeV}$, $\mu_C = 555\text{MeV}$ (the red dot in Fig. 3). Therefore, there is no first-order phase transition in the region with $\mu_B/T < \mu_C/T_C \approx 5.3$, which is consistent with the thermodynamics of Fig. 2. We also show the location of CEP from different models and note that the current best lattice estimate suggests that CEP is likely above $\mu_B \sim 300\text{MeV}$ [49, 50]. The variation in priorities is considerable, but most of them are close to the transition line we found. Moreover, compared to other predictions, our CEP is close to those obtained by the Schwinger-Dyson equation [55, 56] or the functional renormalization group [59] respectively. Nevertheless, all our predictions are at least qualitatively consistent with the consensus expectations for the QCD phase diagram. Interestingly, the predicted location of CEP is within the coverage of the STAR fixed target program (FXT) and future (FAIR [62, 63], JPARC-HI and NICA [64]) experimental facilities [65]. Therefore, our prediction can be verified in the near future.

GWs from QCD phase transition—An important feature associated with the first order QCD transition in the early universe is the generation of a stochastic background of GWs, for which bubbles of the broken phase nucleate and expand in the presence of a plasma background of false vacuum. The GWs can be generated in three processes: bubble collisions, sound waves, and magnetohydrodynamic turbulence. Some preliminary studies of the GW spectra from holographic QCD have been summarized in [66]. It has been recognized that higher-order corrections prevent true runaway transitions from occurring [67], thus the bubble wall terminal velocity $v_w < 1$. For these non-runaway bubbles, the GWs will be dominated by sound waves for which the energy spectrum reads [68]

$$h^2\Omega_{GW}(f) = 8.5 \times 10^{-6} \left(\frac{100}{g_n}\right)^{1/3} \left(\frac{H_n}{\beta}\right) \left(\frac{\kappa\alpha}{1+\alpha}\right)^2 \times v_w \left(\frac{f}{f_{SW}}\right)^3 \left[\frac{7}{4+3(f/f_{SW})^2}\right]^{7/2}, \quad (5)$$

with the peak frequency

$$f_{SW} = 1.9 \times 10^{-8} \left(\frac{1}{v_w}\right) \left(\frac{\beta}{H_n}\right) \left(\frac{T_n}{100\text{MeV}}\right) \left(\frac{g_n}{100}\right)^{1/6} \text{Hz}. \quad (6)$$

The strength of the GW spectrum depends on many parameters that can be obtained from our holographic model. We discuss each of these quantities in turn.

T_n is approximately by the critical temperature of the first-order transition, see the solid black line in Fig. 3. Beyond the bag model approximation, the phase transi-

tion strength α is given by [39]

$$\alpha = \frac{\theta_+ - \theta_-}{3w_+} \Big|_{T=T_n} = \frac{\epsilon_+(T_n) - \epsilon_-(T_n)}{3w_+(T_n)}, \quad (7)$$

between the false (+) and true (−) vacuums, where $\theta = \epsilon - 3P$ is the trace anomaly, and $w = \epsilon + P$ is the enthalpy. Note that the numerator of (7) is the latent heat for the first-order QCD phase transition at T_n . The effective number of degrees of freedom $g_n = 45s_+/(2\pi^2T_n^3)$. We fix v_w to the typical values $v_w = 0.95$ for which the kinetic energy efficiency coefficient $\kappa = \frac{\alpha}{0.73+0.083\sqrt{\alpha+\alpha}}$. The only free parameter is the inverse time duration of the phase transition β/H_n .

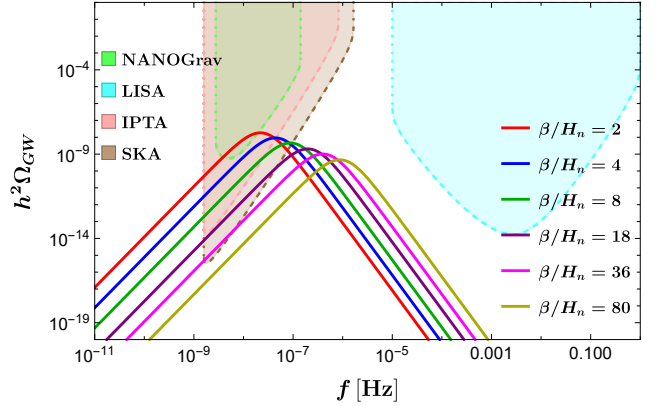


FIG. 4. Stochastic GW spectra predicted from the first-order QCD phase transition at $\mu_B = 1000\text{MeV}$ where the baryon asymmetry matches the observation today. Parameters extracted from our holographic model are $(T_n, \alpha, g_n) = (49.53\text{MeV}, 0.33, 185)$ with the variation of β/H_n . The amplitude of GWs decreases as β/H_n is increased. The sensitivities of four GW detectors (NANOGrav, LISA, IPTA and SKA) are displayed [78].

Measurements of primordial element abundances and the anisotropy spectrum of the Cosmic Microwave Background (CMB) yield a strong constraint on the baryon sector, characterized by the baryon asymmetry $\eta_B \equiv n_B/s$. The observation value $\eta_B^{ob} \approx 10^{-10}$ [69]. This quantity is conserved except during baryogenesis and a first-order phase transition. Thus, to apply to the cosmological QCD phase transition, the baryon asymmetry after the first-order transition in our model should be compatible with η_B^{ob} in the later evolution of the universe. Near the CEP, our model yields $\eta_B \sim 10^{-2}$, which is eight orders of magnitude larger than the observation. Nevertheless, the value of η_B for the true vacuum at the first-order phase transition line decreases significantly as μ_B increases. In particular, around $\mu_B = 1000\text{MeV}$, η_B reaches the same order of magnitude as the cosmological observation.

We therefore show the GW energy spectrum for $\mu_B = 1000\text{MeV}$ ($\mu_B/T \approx 20$) in Fig. 4, for which the cos-

mological QCD phase transition is first order and does not violate the constraint of a tiny baryon asymmetry. This transition point is very close to the CEP by NJL model [58] (the green triangle at the bottom right of Fig. 3). To account for the uncertainty in the duration β/H_n , we will scan the space with $2 \leq \beta/H_n \leq 80$. The energy density of GWs can reach 10^{-9} around 10^{-7} Hz. While out of reach of the Laser Interferometer Space Antenna (LISA), it can be detected by the International Pulsar Timing Array (IPTA) and the Square Kilometer Array (SKA). The detection from the North American Nanohertz Observatory for Gravitational Wave (NANOGrav) is possible for extreme scenarios with small values of $\beta/H_n \sim \mathcal{O}(1)$.

Moreover, the QCD first-order phase transition with $\mu_B < 1000$ MeV could also be realized in the early universe by considering the “little inflation” [70, 71] (see e.g. [72–74] for earlier work and the SM). In this scenario, the large baryon asymmetry, which can be generalized by the well-established Affleck-Dine baryogenesis [75] is diluted by a short period of inflation in which the universe is trapped in a false vacuum state of QCD. We find that the e-folding number sufficient to dilute the baryon number in the little inflation scenario is at most 7. Another scenario for a first-order QCD transition in agreement with observation is to consider a large lepton asymmetry [76, 77], which we leave for future work.

Discussion—We have built a holographic model to confront the phase diagram in (2+1)-flavor QCD. The thermodynamics behaviors (EOS, transport, and condensates) are quantitatively matched with the latest lattice QCD simulation. The model has captured the characteristic QCD transition properties and offered a reliable first-order transition line and CEP in the QCD phase diagram at finite μ_B . The predicted location of CEP and the GW energy spectrum of SFOPT from our hQCD model is within the detectivity of upcoming experimental facilities and, therefore, could be verified in the future. Moreover, our EOS at finite density could be crucial for supporting the experimental programs towards QCD matter, e.g. heavy-ion collisions.

Dedicating to a precise characterization of QCD matter, particularly the properties and differences of the quark-gluon plasma and hadronic phases along the first-order phase transition, is an interesting direction for further study. We have set up the preliminary hQCD model to investigate the phase transition in the QCD phase diagram quantitatively. Many other relevant physical quantities should be considered to complete the phase diagram. Moreover, the present study should be embedded in the framework of a more general and multidimensional view of the QCD phase diagram, including magnetic field, isospin, and rotation. It will be interesting to consider real-time dynamics far from equilibrium.

Acknowledgements—We thank Heng-Tong Ding, Mei Huang, De-Fu Hou, Yi-Bo Yang, Danning Li, Zhibin Li, Shinya Matsuzaki, Shao-Jiang Wang, Yi Yang, Shou-Long Li and Peihung Yuan for stimulating discussions. This work is supported in part by the National Key Research and Development Program of China Grants No.2020YFC2201501 and No.2020YFC2201502, in part by the National Natural Science Foundation of China Grants No.12075101, No.12047569, No.12122513, No.12075298, No.11991052, No.12235016 and No.12047503, in part by the Key Research Program of the Chinese Academy of Sciences (CAS) Grant NO. XDPB15 and by CAS Project for Young Scientists in Basic Research YSBR-006. S.H. would also like to appreciate the financial support from Jilin University and Max Planck Partner Group.

APPENDICES

Equations of motion—From the action (1) in the main text we can derive the equations of motion that are given as follows.

$$\begin{aligned} \nabla_\mu \nabla^\mu \phi - \frac{\partial_\phi Z}{4} F_{\mu\nu} F^{\mu\nu} - \partial_\phi V &= 0, \\ \nabla^\nu (Z F_{\nu\mu}) &= 0, \\ \mathcal{R}_{\mu\nu} - \frac{1}{2} \mathcal{R} g_{\mu\nu} &= \frac{1}{2} \partial_\mu \phi \partial_\nu \phi + \frac{Z}{2} F_{\mu\rho} F_{\nu}{}^\rho \\ &+ \frac{1}{2} \left(-\frac{1}{2} \nabla_\mu \phi \nabla^\mu \phi - \frac{Z}{4} F_{\mu\nu} F^{\mu\nu} - V \right) g_{\mu\nu}. \end{aligned} \quad (8)$$

As the dual system lives in a spatial plane, we choose the Poincaré coordinates with r the radial direction in the bulk. The metric ansatz reads

$$ds^2 = -f(r) e^{-\eta(r)} dt^2 + \frac{dr^2}{f(r)} + r^2 (dx^2 + dy^2 + dz^2), \quad (9)$$

together with

$$\phi = \phi(r), \quad A_t = A_t(r). \quad (10)$$

We denote the event horizon as r_h at which f vanishes. Then the temperature and entropy density are given by

$$T = \frac{1}{4\pi} f'(r_h) e^{-\eta(r_h)/2}, \quad s = \frac{2\pi}{\kappa_N^2} r_h^3. \quad (11)$$

Substituting the ansatz into (8), we obtain the following independent equations of motion.

$$\begin{aligned} \phi'' + \left(\frac{f'}{f} - \frac{\eta'}{2} + \frac{3}{r} \right) \phi' + \frac{\partial_\phi Z}{2f} e^\eta A_t'^2 - \frac{1}{f} \partial_\phi V &= 0, \\ \partial_r (e^{\eta/2} r^3 Z A_t') &= 0, \\ \frac{\eta'}{r} + \frac{1}{3} \phi'^2 &= 0, \\ \frac{2}{r} \frac{f'}{f} - \frac{\eta'}{r} + \frac{Z}{3f} e^\eta A_t'^2 + \frac{2}{3f} V + \frac{4}{r^2} &= 0, \end{aligned} \quad (12)$$

where the prime denotes the derivative with respect to r . Both $Z(\phi)$ and $V(\phi)$ will be determined by matching to the lattice QCD at $\mu_B = 0$.

In what follows we will specify these two functions as

$$\begin{aligned} V(\phi) &= -12 \cosh[c_1 \phi] + (6c_1^2 - \frac{3}{2})\phi^2 + c_2 \phi^6, \\ Z(\phi) &= \frac{1}{1+c_3} \text{sech}[c_4 \phi^3] + \frac{c_3}{1+c_3} e^{-c_5 \phi}, \end{aligned} \quad (13)$$

where c_1, c_2, c_3, c_4, c_5 are free parameters of the model. These model parameters capture the physical properties of realistic QCD, e.g. EOS and baryon susceptibility. Near the AdS boundary $r \rightarrow \infty$ where $\phi \rightarrow 0$, one has

$$\begin{aligned} Z(\phi) &= 1 + \mathcal{O}(\phi), \\ V(\phi) &= -12 - \frac{3}{2}\phi^2 + \mathcal{O}(\phi^4). \end{aligned} \quad (14)$$

Therefore, the cosmological constant is given by $\Lambda = -6$ (the AdS radius $L = 1$).

To obtain the numerical solutions for $f(r), \eta(r), \phi(r)$ and $A_t(r)$, we should specify suitable boundary conditions at both the event horizon r_h and the AdS boundary $r \rightarrow \infty$. The smoothness of the event horizon yields the following analytic expansion in terms of $(r - r_h)$ in the IR:

$$\begin{aligned} f &= f_h(r - r_h) + \dots, \\ \eta &= \eta_h^0 + \eta_h^1(r - r_h) + \dots, \\ A_t &= a_h(r - r_h) + \dots, \\ \phi &= \phi_h^0 + \phi_h^1(r - r_h) + \dots. \end{aligned} \quad (15)$$

After substituting (15) into the equations of motion (12), one finds four independent coefficients $(r_h, a_h, \eta_h^0, \phi_h^0)$. On the other hand, near the AdS boundary, we obtain

the following asymptotic expansion:

$$\begin{aligned} \phi(r) &= \frac{\phi_s}{r} + \frac{\phi_v}{r^3} - \frac{\ln(r)}{6r^3} (1 - 6c_1^4) \phi_s^3 + \mathcal{O}\left(\frac{\ln(r)}{r^5}\right), \\ A_t(r) &= \mu_B - \frac{2\kappa_N^2 \rho_B}{2r^2} - \frac{2\kappa_N^2 \rho_B c_3 c_5 \phi_s}{3(1+c_3)r^3} \\ &\quad + \frac{2\kappa_N^2 \rho_B \phi_s^2 ((1+c_3)^2 - 6(-1+c_3)c_3 c_5^2)}{48(1+c_3)^2 r^4} \\ &\quad + \frac{2\kappa_N^2 \rho_B c_3 c_5 (-10c_5^2 (1+(-4+c_3)c_3)) \phi_s^3}{300(1+c_3)^3 r^5} \\ &\quad + \frac{2\kappa_N^2 \rho_B c_3 c_5 ((7-12c_1^4) \phi_s^3 - 60 \phi_v)}{300(1+c_3)r^5} \\ &\quad - \frac{2\kappa_N^2 \rho_B c_3 c_5 \phi_s^3 (-1+6c_1^4) \ln(r)}{30(1+c_3)r^5} + \mathcal{O}\left(\frac{\ln(r)}{r^6}\right), \\ \eta(r) &= 0 + \frac{\phi_s^2}{6r^2} + \frac{(1-6c_1^4)\phi_s^4 + 72\phi_s \phi_v}{144r^4} \\ &\quad - \frac{\ln(r)}{12r^4} (1-6c_1^4) \phi_s^4 + \mathcal{O}\left(\frac{\ln(r)^2}{r^6}\right), \\ f(r) &= r^2 \left[1 + \frac{\phi_s^2}{6r^2} + \frac{f_v}{r^4} - \frac{\ln(r)}{12r^4} (1-6c_1^4) \phi_s^4 \right. \\ &\quad \left. + \mathcal{O}\left(\frac{\ln(r)^2}{r^6}\right) \right]. \end{aligned} \quad (16)$$

Note that we have taken the normalization of the time coordinate at the boundary such that $\eta(r \rightarrow \infty) = 0$. ϕ_s is the source of the scalar operator of the boundary theory, which essentially breaks the conformal symmetry and plays the role of the energy scale.

Before proceeding, we point out that the equations of motion (12) have two independent scaling symmetries:

$$t \rightarrow \lambda_t t, \quad e^\eta \rightarrow \lambda_t^2 e^\eta, \quad A_t \rightarrow \lambda_t^{-1} A_t, \quad (17)$$

$$r \rightarrow \lambda_r r, \quad f \rightarrow \lambda_r^2 f, \quad A_t \rightarrow \lambda_r A_t, \quad (18)$$

with λ_t and λ_r constants. Thus, we can first set $\eta_h^0 = 0$ and $r_h = 1$ for performing numerics. After obtaining the numerical solutions, we should use the first symmetry to satisfy the asymptotic condition $\eta(r \rightarrow \infty) = 0$ and use the second one to fix the energy scale ϕ_s .

Thermodynamics—We now compute the free energy density Ω which is identified as the temperature T times the renormalized action in the Euclidean signature. Since we consider a stationary problem, the Euclidean action is related to the Minkowski one by a minus sign. Moreover, we should include the Gibbons-Hawking boundary term for a well-defined Dirichlet variational principle and a surface counterterm for removing divergence. Therefore, we have

$$-\Omega V = T(S + S_\partial)_{on-shell}, \quad (19)$$

with $V = \int dx dy dz$ and $t \in [0, 1/T]$.

We work in the grand canonical ensemble for which the baryon chemical potential is fixed. For the model (13) we

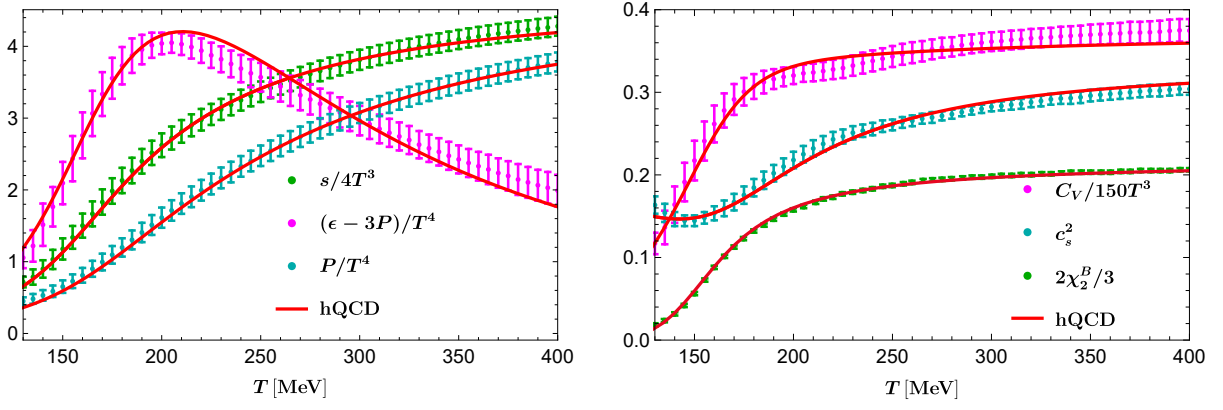


FIG. 5. Thermodynamics at $\mu_B = 0$. Data with error bars are from the latest lattice QCD [6, 9], while solid curves from our hQCD model, including entropy density s , trace anomaly $(\epsilon - 3P)$, pressure P , specific heat C_V , squared sound speed c_s^2 and baryon susceptibility.

are considering, following the the holographic renormalization [42, 43], the boundary terms take the form

$$S_{\partial} = \frac{1}{2\kappa_N^2} \int_{r \rightarrow \infty} dx^4 \sqrt{-h} \left[2K - 6 - \frac{1}{2}\phi^2 - \frac{6c_1^4 - 1}{12}\phi^4 \ln[r] - b\phi^4 + \frac{1}{4}F_{\rho\lambda}F^{\rho\lambda} \ln[r] \right], \quad (20)$$

where $h_{\mu\nu}$ is the induced metric at the AdS boundary and $K_{\mu\nu}$ is the extrinsic curvature defined by the outward pointing normal vector to the boundary.

Employing the equations of motion (12) and the asymptotical expansion (16), we obtain

$$\begin{aligned} \Omega &= \lim_{r \rightarrow \infty} \left[2e^{-\eta/2} r^2 f - e^{-\eta/2} r^3 \sqrt{f} \left(2K - 6 - \frac{1}{2}\phi^2 - \frac{6c_1^4 - 1}{12}\phi^4 \ln(r) - b\phi^4 \right) \right], \quad (21) \\ &= \frac{1}{2\kappa_N^2} \left(f_v - \phi_s \phi_v - \frac{3 - 48b - 8c_1^4}{48} \phi_s^4 \right). \end{aligned}$$

The energy-momentum tensor of the dual boundary theory reads

$$\begin{aligned} T_{\mu\nu} &= \lim_{r \rightarrow \infty} \frac{2}{\sqrt{-\det g}} \frac{\delta(S + S_{\partial})_{on-shell}}{\delta g^{\mu\nu}}, \\ &= \frac{1}{2\kappa_N^2} \lim_{r \rightarrow \infty} r^2 \left[2(Kh_{\mu\nu} - K_{\mu\nu} - 3h_{\mu\nu}) - \left(\frac{1}{2}\phi^2 + \frac{6c_1^4 - 1}{12}\phi^4 \ln[r] + b\phi^4 \right) h_{\mu\nu} - (F_{\mu\rho}F_{\nu}^{\rho} - \frac{1}{4}h_{\mu\nu}F_{\rho\lambda}F^{\rho\lambda}) \ln[r] \right], \quad (22) \end{aligned}$$

Substituting (16), we obtain

$$\begin{aligned} \epsilon &:= T_{tt} = \frac{1}{2\kappa_N^2} \left(-3f_v + \phi_s \phi_v + \frac{1 + 48b}{48} \phi_s^4 \right), \\ P &:= T_{xx} = T_{yy} = T_{zz} \\ &= \frac{1}{2\kappa_N^2} \left(-f_v + \phi_s \phi_v + \frac{3 - 48b - 8c_1^4}{48} \phi_s^4 \right), \quad (23) \end{aligned}$$

with vanishing non-diagonal components. One immediately finds that $P = -\Omega$, which is expected from thermodynamics. The trace of the energy-momentum tensor is given by

$$\epsilon - 3P = \frac{1}{2\kappa_N^2} \left(2\phi_s \phi_v + \frac{1 - 24b - 3c_1^4}{6} \phi_s^4 \right). \quad (24)$$

It is manifest that there is a trace anomaly in the presence of the source term ϕ_s that breaks the conformal symmetry.

By integrating the second equation of (12), one has

$$\frac{1}{2\kappa_N^2} e^{\eta/2} r^3 Z A'_t = \rho_B, \quad (25)$$

where the constant ρ_B is nothing but the charge density that can be computed using the standard holographic dictionary. Another useful radially conserved quantity reads [79, 80]

$$\mathcal{Q} = \frac{1}{2\kappa_N^2} r^3 e^{\eta/2} \left[r^2 \left(\frac{f}{r^2} e^{-\eta} \right)' - Z A_t A'_t \right], \quad (26)$$

which connects horizon to boundary data. Evaluating at the horizon, we obtain

$$\mathcal{Q} = T s, \quad (27)$$

and therefore $\mathcal{Q} = 0$ signals the extremity. On the other hand, evaluating \mathcal{Q} at the AdS boundary, we find

$$\mathcal{Q} = \epsilon + P - \mu_B \rho_B. \quad (28)$$

Therefore, we immediately obtain the expected thermodynamical relation

$$\Omega = \epsilon - T s - \mu_B \rho_B = -P, \quad (29)$$

where Ω is the free energy density (21).

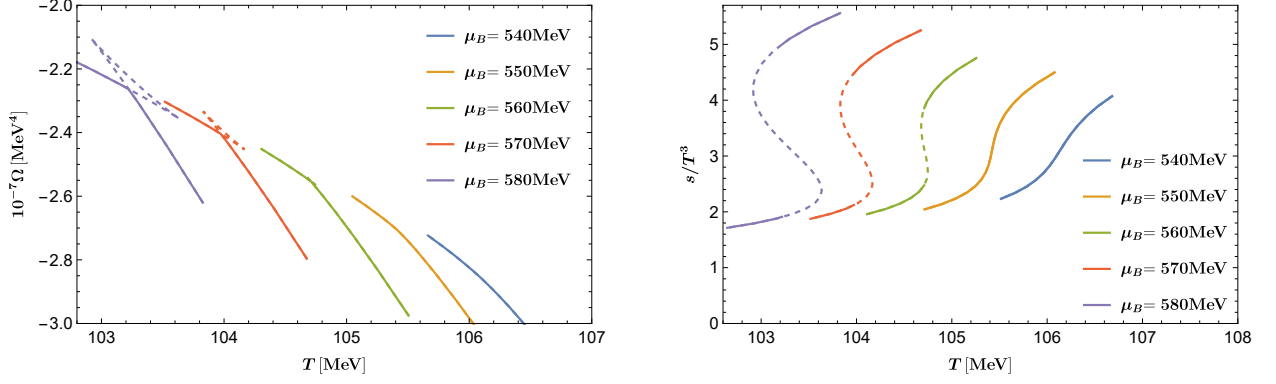


FIG. 6. Illustration of the free energy Ω (left) and entropy density s (right) for different values of μ_B . From right to left, μ_B increases. For small μ_B , there is no phase transition. For $\mu_B > \mu_C = 555\text{MeV}$, both Ω and s are multivalued functions of temperature, implying a first order phase transition. For each μ_B , the thermodynamic favored states are denoted by solid lines, while the unfavored ones are dashed lines.

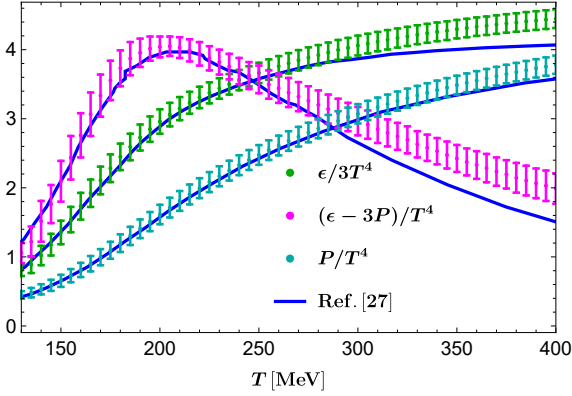


FIG. 7. Thermodynamics at $\mu_B = 0$. Data with error bars are from the latest Lattice QCD [6], while blue curves are from the holographic model of [24]. The entropy density ϵ , trace anomaly $(\epsilon - 3P)$, and pressure P fail to fit the lattice data for the temperature above 280 MeV.

After obtaining the above thermodynamic quantities, we can also compute some important transport coefficients, including the sound speed $C_s = \sqrt{(dP/d\epsilon)_{\mu_B}}$, the specific heat $C_V = (d\epsilon/dT)_{\mu_B}$, and the second-order baryon susceptibility $\chi_2^B = (dn_B/d\mu_B)_T/T^2$. These properties are compared to the state-of-the-art lattice data [6, 9] with $(2+1)$ -flavors at zero baryon density, from which all free parameters of our hQCD model can be fixed, see Eq. (4) and Figs. 1 and 2 in the main text. Moreover, the parameter b that appears in the boundary terms (20) is chosen to be $b = -0.27341$. We stress that b is vital to build a hQCD model, which is necessary to satisfy the lattice QCD simulation for which $P(T=0) = 0$ at zero baryon chemical potential. Without a concrete holographic renormalization, one cannot fix b . As far as we know, this important point has been

overlooked in the literature. In most studies, the thermodynamic variables were obtained only by integrating the standard first law of black hole thermodynamics in a finite temperature range. We show the fitting results for more quantities in Fig. 5. In addition to the EOS (left panel), the sound speed $c_s = \sqrt{(dP/d\epsilon)_{\mu_B}}$, the specific heat $C_V = (d\epsilon/dT)_{\mu_B}$, and the second-order baryon susceptibility $\chi_2^B = (d\rho_B/d\mu_B)_T/T^2$ at zero density, which are three important quantities characterizing QCD transition, agree with the lattice data quantitatively, see the right panel of Fig. 5.

In the real world, the quarks are massive, the chiral symmetry is not an exact symmetry of QCD, and the center symmetry is not exact. There are no well-established order parameters to probe the phase transition. It is non-trivial to identify whether the phase transition is associated with the chiral phase transition or deconfinement phase transition. Nevertheless, the defining feature for a first-order phase transition can be identified from the free energy computed directly in our holographic model, see (21) and (29). In Fig. 6, we show the free energy density Ω and entropy density s as a function of T for different μ_B . The temperature dependence of the free energy decreases smoothly for $\mu_B < \mu_C$. At the same time, it becomes a swallowtail for $\mu_B > \mu_C$, singling a first-order phase transition that has been widely used to mimic the phase transition in holographic QCD. The location of the CEP is found to be $\mu_c = 555\text{MeV}$ and $T_c = 105\text{MeV}$. The corresponding behavior of the entropy density versus T is presented in the right panel of Fig. 6. A first-order jump in the entropy density manifests when $\mu_B > \mu_C$.

Before ending this section, we compare the thermodynamics of the holographic model [24] to the state-of-the-art lattice QCD data [6] used in the present

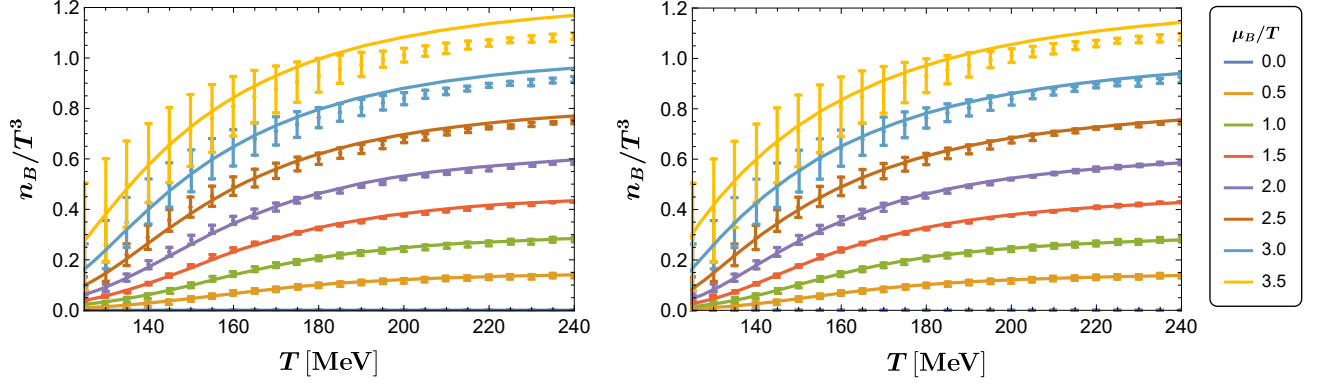


FIG. 8. The baryon density n_B at small chemical potentials. We compare the model of [24] (left) and our model (right) with the latest lattice QCD results [9].

work. This holographic model was constructed to mimic the QCD thermodynamics at a quantitative level. As can be seen from Fig. 7, the model of [24] fails to fit the new lattice data for the temperature above 280 MeV at $\mu_B = 0$. Moreover, it is much more challenging to fit n_B . One can see from the left panel of Fig. 8 that the model of [24] can only quantitatively match the latest QCD results for baryon density below $\mu_B/T = 2.0$. This fitting improves significantly in our model, see the right panel. Moreover, our setup is much simpler than the one in [24], which, as far as we know, was the only effective holographic model that agreed with the old lattice QCD data [5] for EOS and transport coefficients at the quantitative level.

Quark and gluon condensates—The non-perturbative quantum fluctuations generate quark and gluon condensates, which break chiral or dilatation symmetries of QCD. While there have been intensive studies in the literature, a complete and non-perturbative understanding of realistic QCD is still missing, and many features of these condensates are not yet well understood and established. Our holographic model has been shown to describe QCD thermodynamics quite well. A natural question is how to incorporate the flavor dynamics and gluon condensate in our framework. Following the spirit of the KKSS model [45], we introduce a holographic probe action to evaluate the chiral and gluon condensates.

We consider the (2+1)-flavor QCD for which $m_u = m_d < m_s$ with m_u , m_d and m_s the mass for u , d and s quarks, respectively. Treating the flavor part as a probe, we introduce the effective form of the action

$$S_{X_q} = \frac{1}{2\kappa_N^2} \int d^5x \sqrt{-g} Z_q(\phi) \left[-\frac{1}{2} \nabla_\mu X_q \nabla^\mu X_q - V(X_q) \right], \quad (30)$$

in the background (9), where $q = l$ denotes the light

quarks (u and d) and $q = s$ is for the s quark. The bulk field X_q is dual to the boundary $\bar{\psi}_q \psi_q$ chiral operator with the scaling dimension $\Delta_c = 3$. The effective coupling $Z_q(\phi)$ and the potential $V(X_q)$ will be fixed later by matching the lattice QCD data. Then, we need to solve the equation of motion derived from (30).

$$X_q'' + \left(\frac{f'}{f} - \frac{\eta'}{2} + \frac{3}{r} \right) X_q' + \frac{\partial_\phi Z_q X_q' \phi'}{Z_q} - \frac{1}{f} \partial_{X_q} V = 0. \quad (31)$$

Since the dynamics of u , d and s quarks in 2+1 flavored QCD is quite different, we introduce $Z_l(\phi)$ and $Z_s(\phi)$ to distinguish the dynamics of light and heavy quarks. We choose Z_q ($q = l, s$) and V as follows

$$Z_q(\phi) = a_1 e^{a_q \phi^2}, \quad (32)$$

$$V(X_q) = -\frac{3}{2} X_q^2 + a_0 X_q^4,$$

with a_0, a_1, a_l, a_s constants. Note that the mass of the bulk field X_q is determined by the scaling dimension of the dual operator $\bar{\psi}_q \psi_q$. Therefore, the UV expansion could be obtained as

$$X_q(r) = \frac{m_q}{r} + \dots + \frac{\sigma_q}{r^3} + \dots, \quad (33)$$

where $m_l = 4.5 \text{ MeV}$ and $m_s = 90 \text{ MeV}$ are the light and heavy quark masses, respectively [6]. According to the holographic dictionary, the chiral condensates read

$$\langle \bar{\psi} \psi \rangle_{q,T} = \frac{\delta S_{X_q}^{\text{ren}}}{\delta m_q} = \frac{a_1}{2\kappa_N^2} [2\sigma_q + 2a_0 m_q^3 + \frac{1}{4} m_q \phi_s^2], \quad (34)$$

where the renormalized action $S_{X_q}^{\text{ren}} \equiv S_{X_q} + S_{X_q,\partial}$ with the boundary counter term

$$S_{X_q,\partial} = \frac{1}{2\kappa_N^2} \int_{r \rightarrow \infty} dx^4 \sqrt{-h} \left[-\frac{1}{2} a_1 X_q^2 + a_1 a_0 X_q^4 \ln r - \frac{a_1^2 (6a_q - 1)}{6a_1} X_q^2 \phi^2 \ln r \right]. \quad (35)$$

By requiring the regularity of the solution at the event horizon, one can obtain the chiral condensates for light and heavy quarks in the function of T .

The lattice simulation [81] has applied multiplicative and additive renormalizations to define the renormalized chiral condensates Δ_q^R .

$$\Delta_q^R = \hat{d} + 2m_s r_1^4 \left[\langle \bar{\psi}\psi \rangle_{q,T} - \langle \bar{\psi}\psi \rangle_{q,0} \right], \quad q = l, s, \quad (36)$$

where $\hat{d} = 0.0232244$ and $r_1 = 0.3106$ fm [6, 81]. The chiral condensates at zero temperature $\langle \bar{\psi}\psi \rangle_{q,0}$ can be determined from $\langle \bar{\psi}\psi \rangle_{q,T}$ at sufficiently low temperatures. An alternative way is to consider them free parameters, determined by fitting lattice data. We find that both yield the same $\langle \bar{\psi}\psi \rangle_{q,0}$. Our holographic results are presented in Fig. 9 with $a_0 = 30$, $a_1 = 3$, and $a_l = 0.595$ (for light quarks) and $a_s = 1.23$ (for s quark). In particular, note that both condensates change as the temperature increases. Remarkably, the holographic condensates are in quantitative agreement with those given in the lattice QCD simulation [6]. It gives strong support for our holographic setup.

Moreover, let's consider another interesting and non-trivial check by considering the QCD trace anomaly. To do that, we should first convert the chiral condensates Δ_q^R to the quark condensates $\langle \bar{q}q \rangle_T$, which can be done by [82]

$$\begin{aligned} \frac{\langle \bar{l}l \rangle_T}{\langle 0|\bar{l}l|0 \rangle} &= 1 - \frac{\hat{d} - \Delta_l^R(T)}{\hat{d} - \Delta_l^R(\infty)}, \\ \frac{\langle \bar{s}s \rangle_T}{\langle 0|\bar{s}s|0 \rangle} &= 1 + \frac{\hat{d} - \Delta_s^R(T)}{2m_s r_1^4 \langle 0|\bar{s}s|0 \rangle}. \end{aligned} \quad (37)$$

For QCD with $N_f = 2 + 1$ flavors, the vacuum quark condensates at $T = 0$ take $\langle \bar{l}l \rangle_0 \equiv \langle 0|\bar{l}l|0 \rangle = -[272(5)\text{MeV}]^3$ for light u, d quarks and $\langle \bar{s}s \rangle_0 \equiv \langle 0|\bar{s}s|0 \rangle = -[296(11)\text{MeV}]^3$ for s quark [82]. We stress that the quark condensates $\langle \bar{q}q \rangle_T$ are different from the chiral condensates $\langle \bar{\psi}\psi \rangle_{q,T}$. The quark condensates are used to evaluate the QCD trace anomaly. After choosing $\Delta_l^R(\infty) \approx \Delta_l^R(300\text{MeV}) = -0.002$ by following lattice QCD [82], we obtain the temperature dependence of quark condensates as shown in Fig. 10. Once again, our holographic results quantitatively agree with the lattice QCD data [6].

The relation between the QCD trace anomaly $\theta(T) \equiv \epsilon(T) - 3p(T)$ and the quark and gluon condensates are given by [83, 84]

$$\begin{aligned} \delta \langle \frac{\beta(g)}{2g} G^2 \rangle_T &= \theta(T) - \hat{m}_u \delta \langle \bar{u}u \rangle_T - \hat{m}_d \delta \langle \bar{d}d \rangle_T \\ &\quad - \hat{m}_s \delta \langle \bar{s}s \rangle_T, \end{aligned} \quad (38)$$

where $\delta f(T) \equiv f(T) - f(0)$ denotes the vacuum subtracted value of the quantity f . The β -function in (38)

up to four-loop order reads [85]

$$\begin{aligned} \frac{\beta(g)}{2g} &= -(2\pi\beta_0\alpha_s + 8\pi^2\beta_1\alpha_s^2 + 32\pi^3\beta_2\alpha_s^3 + 128\pi^4\beta_3\alpha_s^4), \\ \beta_0 &= \frac{1}{(4\pi)^2} \left(11 - \frac{2}{3}N_f \right), \quad \beta_1 = \frac{1}{(4\pi)^4} \left(102 - \frac{38}{3}N_f \right), \\ \beta_2 &= \frac{1}{(4\pi)^6} \left(\frac{2857}{2} - \frac{5033}{18}N_f + \frac{325}{54}N_f^2 \right), \\ \beta_3 &= \frac{1}{(4\pi)^8} \left[\frac{149753}{6} + 3564\zeta_3 - \left(\frac{1078361}{162} + \frac{6508}{27} \right)N_f \right. \\ &\quad \left. + \left(\frac{50065}{162} + \frac{6472}{81}\zeta_3 \right)N_f^2 + \frac{1093}{729}N_f^3 \right], \end{aligned} \quad (39)$$

where the four-loop QCD running coupling α_s in the function of the energy scale μ is given by [86]

$$\begin{aligned} \alpha_s(\mu) &= \frac{1}{4\pi\beta_0 L_\mu} \left[1 - \frac{\beta_1}{\beta_0^2 L_\mu} \ln(L_\mu) + \frac{\beta_1^2}{\beta_0^4 L_\mu^2} (\ln^2(L_\mu) \right. \\ &\quad \left. - \ln(L_\mu) - 1 + \frac{\beta_0\beta_2}{\beta_1^2}) - \frac{\beta_1^3}{\beta_0^6 L_\mu^3} (\ln^3(L_\mu) - \frac{5}{2}\ln^2(L_\mu) \right. \\ &\quad \left. - (2 - \frac{3\beta_0\beta_2}{\beta_1^2})\ln(L_\mu) + \frac{1}{2} - \frac{\beta_0^2\beta_3}{2\beta_1^3}) \right], \\ L_\mu &= \ln(\mu^2/\Lambda_{QCD}^2). \end{aligned} \quad (40)$$

The corresponding four-loop running quark masses read [87]

$$\begin{aligned} \hat{m}_q(\mu) &= \bar{m}_q \left(\frac{\alpha_s(\mu)}{\pi} \right)^{\gamma_0/(4\pi^2\beta_0)} \left[1 + A_1 \left(\frac{\alpha_s(\mu)}{\pi} \right) + \frac{(A_1^2 + A_2)}{2} \right. \\ &\quad \left. \left(\frac{\alpha_s(\mu)}{\pi} \right)^2 + \frac{1}{3} \left(\frac{1}{2}A_1^3 + \frac{3}{2}A_1A_2 + A_3 \right) \left(\frac{\alpha_s(\mu)}{\pi} \right)^3 \right], \\ A_1 &= -\frac{\beta_1\gamma_0}{\beta_0^2} + \frac{\gamma_1}{(2\pi)^2\beta_0}, \\ A_2 &= (2\pi)^2 \frac{\gamma_0}{\beta_0^2} \left(\frac{\beta_1^2}{\beta_0} - \beta_2 \right) - \frac{\beta_1\gamma_1}{\beta_0^2} + \frac{\gamma_2}{(2\pi)^2\beta_0}, \\ A_3 &= (2\pi)^4 \left[\frac{\beta_1\beta_2}{\beta_0} - \frac{\beta_1}{\beta_0} \left(\frac{\beta_1^2}{\beta_0} - \beta_2 \right) - \beta_3 \right] \frac{\gamma_0}{\beta_0^2} \\ &\quad + (2\pi)^2 \frac{\gamma_1}{\beta_0^2} \left(\frac{\beta_1^2}{\beta_0} - \beta_2 \right) - \frac{\beta_1\gamma_2}{\beta_0^2} + \frac{\gamma_3}{(2\pi)^2\beta_0}, \\ \gamma_0 &= 1, \quad \gamma_1 = \frac{1}{16} \left(\frac{202}{3} - \frac{20}{9}N_f \right), \\ \gamma_2 &= \frac{1}{64} \left[1249 - \left(\frac{2216}{27} + \frac{160}{3}\zeta_3 \right)N_f - \frac{140}{81}N_f^2 \right], \\ \gamma_3 &= \frac{1}{256} \left[\frac{4603055}{162} + \frac{135680}{27}\zeta_3 - 8800\zeta_5 \right. \\ &\quad \left. + \left(-\frac{91723}{27} - \frac{34192}{9}\zeta_3 + 880\zeta_4 + \frac{18400}{9}\zeta_5 \right)N_f \right. \\ &\quad \left. + \left(\frac{5242}{243} + \frac{800}{9}\zeta_3 - \frac{160}{3}\zeta_4 \right)N_f^2 + \left(-\frac{332}{243} + \frac{64}{27}\zeta_3 \right)N_f^3 \right]. \end{aligned} \quad (41)$$

Here $\zeta_3 = 1.2020569$, $\zeta_4 = 1.0823232$, $\zeta_5 = 1.0369278$ (Riemann zeta function of arguments 3, 4 and 5), and \bar{m}_q is the renormalized parameter with $\bar{m}_l = 23\text{MeV}$ and

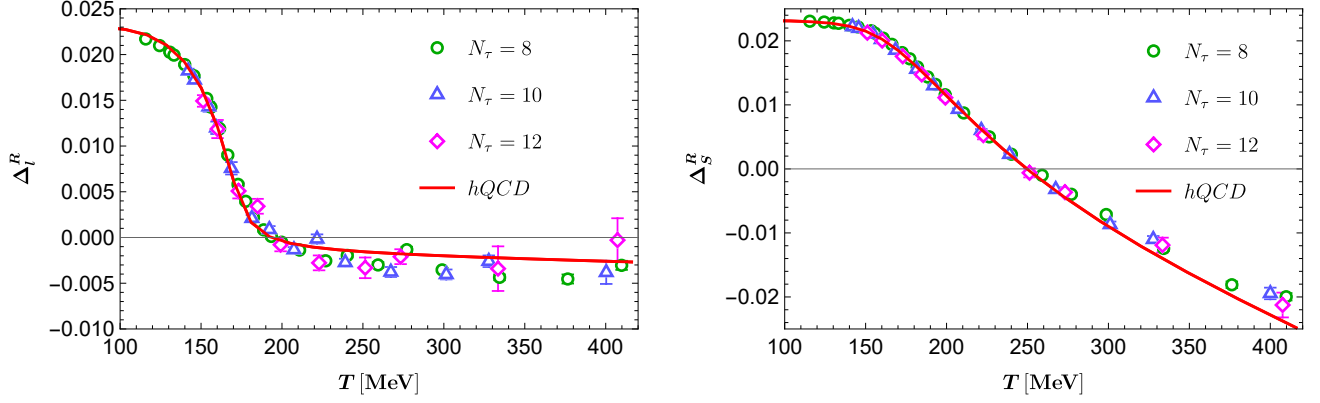


FIG. 9. The renormalized chiral condensates for the light quarks (left) and the s quark (right). Data with error bars are from lattice QCD [6], while the solid curves are from our hQCD model. N_τ is the number of lattice sites along the imaginary time direction in lattice QCD.

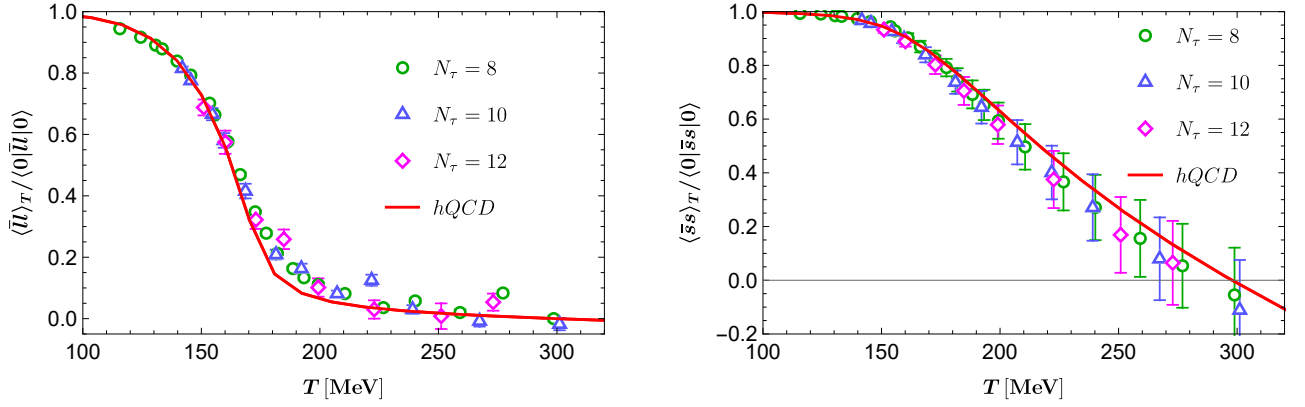


FIG. 10. The quark condensates for the light quarks (left) and the s quark (right). Data with error bars are from lattice QCD [6] with temporal extent $N_\tau = 8, 10$, and 12 , while the solid curves from our hQCD model.

$\bar{m}_s = 460$ MeV. In our present case the number of flavors $N_f = 3$.

We have already known the temperature dependence of the quark condensates $\langle \bar{q}q \rangle_T$ using the probe scenario (see Fig. 10) and the trace anomaly θ from the EOS (see Fig. 5). Thus, once knowing the relation between the renormalization scale μ and the temperature T , we can obtain the gluon condensate as a function of T from (38) using our holographic data. Considering that the temperature plays a natural role in a system's energy scale, it is reasonable to identify T as the energy scale μ of (41). More precisely, in our holographic setup, we choose $\mu/\Lambda_{QCD} = T/\text{MeV}$ in (40). In Fig. 11, the gluon condensate $\delta \langle \frac{\beta(g)}{2g} G^2 \rangle_T$ from our holographic setup is denoted by the red dashed curve within the pink band given by the lattice simulation [6]. Moreover, with the four-loop renormalization effect of quark masses (41),

the individual contributions from the light and heavy quarks to the QCD trace anomaly quantitatively agree with the lattice data, as shown in Fig. 11. Remarkably, such a simple holographic setup is able to capture the realist QCD thermodynamics and the condensates.

Scenario with first order cosmological QCD phase transition—The CEP predicted by our hQCD model is located at $T_C = 105$ MeV, $\mu_C = 555$ MeV. Therefore, it suggests that the strong first-order phase transition in the cosmic QCD epoch could happen for sufficiently large baryon chemical potential. However, measurements of primordial element abundances and CMB have imposed a strong constraint on the baryon asymmetry $\eta_B^{ob} \approx 10^{-10}$ [69]. The baryon asymmetry is conserved except during baryogenesis and a first-order phase transition. Therefore, to apply to the cosmological QCD

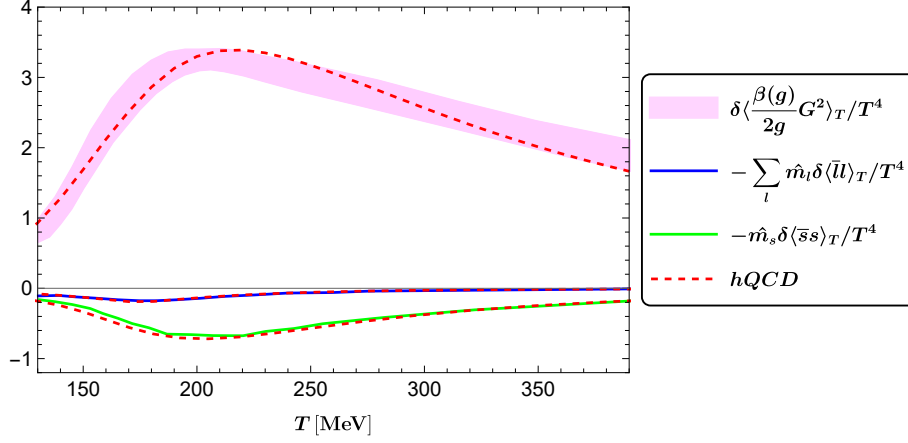


FIG. 11. Quark and gluon contributions to the QCD trace anomaly. For the lattice QCD data [6], the pink band denotes the gluon condensate (the right-hand side of (38)), and the solid blue and red curves are, respectively, the contribution from the light ($l = u, d$) quarks and the s quark to the same equation. The corresponding results from our holographic scenario are shown as red dashed curves.

phase transition, the baryon asymmetry after the first-order transition in our model should be consistent with η_B^{ob} .

The value of baryon asymmetry η_B at the QCD first-order phase transition line from our model is presented in Fig. 12. While the value of η_B in the false vacuum (green curve) slightly increases as μ_B/T increases, the one in the true vacuum (blue curve) decreases quickly. We point out that the constraint on η_B by primordial element abundances and CMB only applies to later stages after a first-order phase transition. Thus, we need to compare our η_B in the true vacuum at the first order transition to η_B^{ob} . Near the CEP, our model gives $\eta_B \sim 10^{-2}$ which is eight orders of magnitude larger than η_B^{ob} . Nevertheless, around $\mu_B = 1000\text{MeV}$ (the red square in Fig. 12), $\eta_B \approx 10^{-10}$ reaches the same order of magnitude as the cosmological observation.

Therefore, the cosmological QCD phase transition happens near $\mu_B = 1000\text{MeV}$ ($\mu_B/T \approx 20$) in the first order and agrees with the baryon asymmetry observation. The GWs produced during the QCD phase transition at $\mu_B = 1000\text{MeV}$ are shown in Fig. 4 in the main text. We find that it could be detected via pulsar timing in the future, such as IPTA and SKA.

Moreover, for $\mu_B < 1000\text{MeV}$, there is a simple scenario with the cosmological QCD phase transition being first order without violating the constraint of a small baryon asymmetry in the later evolution of the universe. In the so-called “little inflation” [70, 71] (see also [72–74] for earlier work), the universe begins with a large baryon asymmetry and thus crosses the first-order phase transition line. Meanwhile, the large baryon asymmetry is diluted by a short period of inflation to today’s observed value. To get an order of magnitude estimate, we approx-

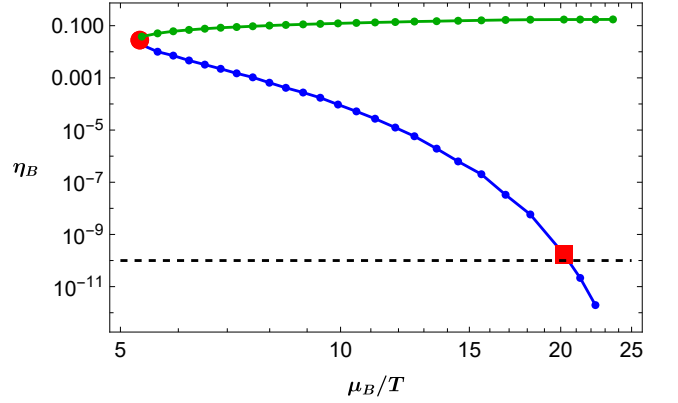


FIG. 12. The baryon asymmetry at the QCD first-order phase transition line in function of μ_B/T . The blue curve is for η_B in the false vacuum, while the red one is for the case in the true vacuum. The red dot denotes the CEP and the square is for the phase transition at $\mu_B = 1000\text{MeV}$. The dashed line is the constraint on $\eta_B \approx 10^{-10}$ from observation.

imate n_{Bi} (n_{Bf}) by n_{B+} (n_B^{ob}) at given μ_B with i and f referring to the values before and after the inflation, respectively. We immediately obtain that

$$\frac{a_f}{a_i} = \left(\frac{\eta_{Bi}}{\eta_{Bf}} \right)^{1/3} = \left(\frac{\eta_{B+}}{\eta_B^{ob}} \right)^{1/3}, \quad (42)$$

where a is the scale factor, we have considered that the baryon number in a comoving volume is conserved. In Fig. 13, we show the corresponding e-fold number $N \equiv \ln(a_f/a_i)$ that is sufficient for the dilution of the baryon number in the little inflation scenario. We point out that this leads to an overestimation of N , since n_B has a sudden reduction from the false to true vacuums at

the first-order transition. The e-fold number decreases by increasing μ_B . Only $N \sim 7$ e-folds are sufficient.

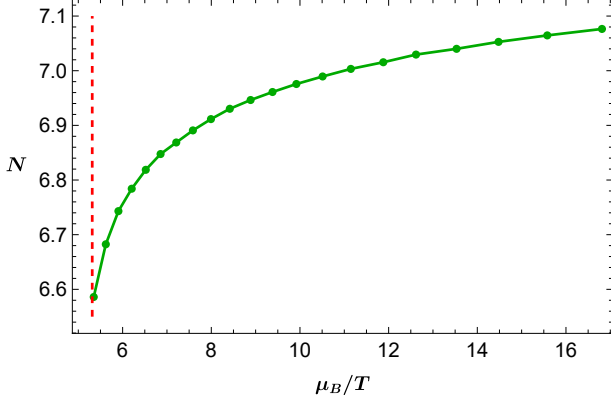


FIG. 13. The e-fold number N estimated from (42) as a function of μ_B/T in the little inflation scenario for our model. The vertical dashed line denotes the location of the CEP.

Nevertheless, the early state of the universe has a relative large baryon asymmetry $\eta_B \sim \mathcal{O}(10^{-1})$ (see the green curve of Fig. 12). A natural mechanism for generating such a high initial baryon asymmetry is the well-established Affleck-Dine baryogenesis [75]. The upper limit for the Affleck-Dine baryogenesis was argued to be $\eta_B \sim \mathcal{O}(1)$ [72]. The case in our model is well below this upper limit. Another scenario that allows a first-order QCD transition in agreement with observation is considering a large lepton asymmetry [76]. A concrete realization for this scenario was recently given in [77].

* cairg@itp.ac.cn,
hesong@jlu.edu.cn (corresponding author),
liliphy@itp.ac.cn (corresponding author),
yuanxu20@mails.jlu.edu.cn

- [1] P. Braun-Munzinger and J. Wambach, “The Phase Diagram of Strongly-Interacting Matter,” *Rev. Mod. Phys.* **81** (2009), 1031-1050 [arXiv:0801.4256 [hep-ph]].
- [2] O. Philipsen, “The QCD equation of state from the lattice,” *Prog. Part. Nucl. Phys.* **70** (2013), 55-107 [arXiv:1207.5999 [hep-lat]].
- [3] S. Gupta, X. Luo, B. Mohanty, H. G. Ritter and N. Xu, “Scale for the Phase Diagram of Quantum Chromodynamics,” *Science* **332** (2011), 1525-1528 [arXiv:1105.3934 [hep-ph]].
- [4] S. Borsanyi, G. Endrodi, Z. Fodor, A. Jakovac, S. D. Katz, S. Krieg, C. Ratti and K. K. Szabo, “The QCD equation of state with dynamical quarks,” *JHEP* **11** (2010), 077 [arXiv:1007.2580 [hep-lat]].
- [5] S. Borsanyi, Z. Fodor, C. Hoelbling, S. D. Katz, S. Krieg and K. K. Szabo, “Full result for the QCD equation of state with 2+1 flavors,” *Phys. Lett. B* **730** (2014), 99-104 [arXiv:1309.5258 [hep-lat]].
- [6] A. Bazavov *et al.* [HotQCD], “Equation of state in (

- 2+1)-flavor QCD,” *Phys. Rev. D* **90** (2014), 094503 [arXiv:1407.6387 [hep-lat]].
- [7] C. R. Allton, S. Ejiri, S. J. Hands, O. Kaczmarek, F. Karsch, E. Laermann, C. Schmidt and L. Scorzato, “The QCD thermal phase transition in the presence of a small chemical potential,” *Phys. Rev. D* **66** (2002), 074507 [arXiv:hep-lat/0204010 [hep-lat]].
- [8] D. Everett *et al.* [JETSCAPE], “Phenomenological constraints on the transport properties of QCD matter with data-driven model averaging,” *Phys. Rev. Lett.* **126** (2021) no.24, 242301 [arXiv:2010.03928 [hep-ph]].
- [9] S. Borsanyi, Z. Fodor, J. N. Guenther, R. Kara, S. D. Katz, P. Parotto, A. Pásztor, C. Ratti and K. K. Szabó, “Lattice QCD equation of state at finite chemical potential from an alternative expansion scheme,” *Phys. Rev. Lett.* **126** (2021) no.23, 232001 [arXiv:2102.06660 [hep-lat]].
- [10] P. Braun-Munzinger, V. Koch, T. Schäfer and J. Stachel, “Properties of hot and dense matter from relativistic heavy ion collisions,” *Phys. Rept.* **621** (2016), 76-126 [arXiv:1510.00442 [nucl-th]].
- [11] M. A. Stephanov, “QCD phase diagram and the critical point,” *Prog. Theor. Phys. Suppl.* **153** (2004), 139-156 [arXiv:hep-ph/0402115 [hep-ph]].
- [12] K. Fukushima and C. Sasaki, “The phase diagram of nuclear and quark matter at high baryon density,” *Prog. Part. Nucl. Phys.* **72** (2013), 99-154 [arXiv:1301.6377 [hep-ph]].
- [13] J. M. Maldacena, “The Large N limit of superconformal field theories and supergravity,” *Adv. Theor. Math. Phys.* **2** (1998), 231-252 [arXiv:hep-th/9711200 [hep-th]].
- [14] S. S. Gubser, I. R. Klebanov and A. M. Polyakov, “Gauge theory correlators from noncritical string theory,” *Phys. Lett. B* **428** (1998), 105-114 [arXiv:hep-th/9802109 [hep-th]].
- [15] E. Witten, “Anti-de Sitter space and holography,” *Adv. Theor. Math. Phys.* **2** (1998), 253-291 [arXiv:hep-th/9802150 [hep-th]].
- [16] E. Witten, “Anti-de Sitter space, thermal phase transition, and confinement in gauge theories,” *Adv. Theor. Math. Phys.* **2** (1998), 505-532 [arXiv:hep-th/9803131 [hep-th]].
- [17] S. S. Gubser, A. Nellore, S. S. Pufu and F. D. Rocha, “Thermodynamics and bulk viscosity of approximate black hole duals to finite temperature quantum chromodynamics,” *Phys. Rev. Lett.* **101** (2008), 131601 [arXiv:0804.1950 [hep-th]].
- [18] U. Gursoy, E. Kiritsis, L. Mazzanti and F. Nitti, “Deconfinement and Gluon Plasma Dynamics in Improved Holographic QCD,” *Phys. Rev. Lett.* **101**, 181601 (2008) [arXiv:0804.0899 [hep-th]].
- [19] M. Panero, “Thermodynamics of the QCD plasma and the large-N limit,” *Phys. Rev. Lett.* **103**, 232001 (2009) [arXiv:0907.3719 [hep-lat]].
- [20] M. Järvinen, “Holographic modeling of nuclear matter and neutron stars,” *Eur. Phys. J. C* **82**, no.4, 282 (2022) [arXiv:2110.08281 [hep-ph]].
- [21] R. Rougemont, J. Noronha and J. Noronha-Hostler, “Suppression of baryon diffusion and transport in a baryon rich strongly coupled quark-gluon plasma,” *Phys. Rev. Lett.* **115**, no.20, 202301 (2015) [arXiv:1507.06972 [hep-ph]].
- [22] O. DeWolfe, S. S. Gubser and C. Rosen, “A holographic critical point,” *Phys. Rev. D* **83** (2011), 086005

- [arXiv:1012.1864 [hep-th]].
- [23] O. DeWolfe, S. S. Gubser and C. Rosen, “Dynamic critical phenomena at a holographic critical point,” *Phys. Rev. D* **84** (2011), 126014 [arXiv:1108.2029 [hep-th]].
- [24] J. Grefa, J. Noronha, J. Noronha-Hostler, I. Portillo, C. Ratti and R. Rougemont, “Hot and dense quark-gluon plasma thermodynamics from holographic black holes,” *Phys. Rev. D* **104** (2021) no.3, 034002 [arXiv:2102.12042 [nucl-th]].
- [25] S. He, S. Y. Wu, Y. Yang and P. H. Yuan, “Phase Structure in a Dynamical Soft-Wall Holographic QCD Model,” *JHEP* **04** (2013), 093 [arXiv:1301.0385 [hep-th]].
- [26] T. Alho, M. Järvinen, K. Kajantie, E. Kiritsis, C. Rosen and K. Tuominen, “A holographic model for QCD in the Veneziano limit at finite temperature and density,” *JHEP* **04** (2014), 124 [erratum: *JHEP* **02** (2015), 033] [arXiv:1312.5199 [hep-ph]].
- [27] J. Knaute, R. Yaresko and B. Kämpfer, “Holographic QCD phase diagram with critical point from Einstein–Maxwell-dilaton dynamics,” *Phys. Lett. B* **778** (2018), 419–425 [arXiv:1702.06731 [hep-ph]].
- [28] R. Critelli, J. Noronha, J. Noronha-Hostler, I. Portillo, C. Ratti and R. Rougemont, “Critical point in the phase diagram of primordial quark-gluon matter from black hole physics,” *Phys. Rev. D* **96** (2017) no.9, 096026 [arXiv:1706.00455 [nucl-th]].
- [29] U. Gursoy, M. Jarvinen and G. Nijs, “Holographic QCD in the Veneziano Limit at a Finite Magnetic Field and Chemical Potential,” *Phys. Rev. Lett.* **120** (2018) no.24, 242002 [arXiv:1707.00872 [hep-th]].
- [30] Y. Yang and P. H. Yuan, “QCD Phase Diagram by Holography,” [arXiv:2011.11941 [hep-th]].
- [31] T. Demircik, C. Ecker and M. Järvinen, “Dense and Hot QCD at Strong Coupling,” [arXiv:2112.12157 [hep-ph]].
- [32] R. G. Cai, S. He and D. Li, “A hQCD model and its phase diagram in Einstein–Maxwell–Dilaton system,” *JHEP* **03** (2012), 033 [arXiv:1201.0820 [hep-th]].
- [33] In most studies, e.g. [24, 27, 28, 30], the thermodynamic variables were obtained by integrating the standard first law of thermodynamics, whose validity is still under investigation for AdS black holes with scalar hair [34–37].
- [34] L. Li, “On Thermodynamics of AdS Black Holes with Scalar Hair,” *Phys. Lett. B* **815** (2021), 136123 [arXiv:2008.05597 [gr-qc]].
- [35] T. Hertog and G. T. Horowitz, “Designer gravity and field theory effective potentials,” *Phys. Rev. Lett.* **94**, 221301 (2005) [arXiv:hep-th/0412169 [hep-th]].
- [36] A. Anabalón, D. Astefanesei, D. Choque and C. Martinez, “Trace Anomaly and Counterterms in Designer Gravity,” *JHEP* **03**, 117 (2016) [arXiv:1511.08759 [hep-th]].
- [37] H. Lu, C. N. Pope and Q. Wen, “Thermodynamics of AdS Black Holes in Einstein–Scalar Gravity,” *JHEP* **03**, 165 (2015) [arXiv:1408.1514 [hep-th]].
- [38] R. G. Cai, Z. Cao, Z. K. Guo, S. J. Wang and T. Yang, “The Gravitational-Wave Physics,” *Natl. Sci. Rev.* **4** (2017) no.5, 687–706 [arXiv:1703.00187 [gr-qc]].
- [39] C. Caprini, M. Chala, G. C. Dorsch, M. Hindmarsh, S. J. Huber, T. Konstandin, J. Kozaczuk, G. Nardini, J. M. No and K. Rummukainen, *et al.* “Detecting gravitational waves from cosmological phase transitions with LISA: an update,” *JCAP* **03**, 024 (2020) [arXiv:1910.13125 [astro-ph.CO]].
- [40] M. B. Hindmarsh, M. Lüben, J. Lumma and M. Pauly, “Phase transitions in the early universe,” *SciPost Phys. Lect. Notes* **24**, 1 (2021) [arXiv:2008.09136 [astro-ph.CO]].
- [41] L. Bian, R. G. Cai, S. Cao, Z. Cao, H. Gao, Z. K. Guo, K. Lee, D. Li, J. Liu and Y. Lu, *et al.* “The Gravitational-Wave Physics II: Progress,” *Sci. China Phys. Mech. Astron.* **64** (2021), 120401 [arXiv:2106.10235 [gr-qc]].
- [42] K. Skenderis, “Lecture notes on holographic renormalization,” *Class. Quant. Grav.* **19** (2002), 5849–5876 [arXiv:hep-th/0209067 [hep-th]].
- [43] S. de Haro, S. N. Solodukhin and K. Skenderis, “Holographic reconstruction of space-time and renormalization in the AdS / CFT correspondence,” *Commun. Math. Phys.* **217** (2001), 595–622 [arXiv:hep-th/0002230 [hep-th]].
- [44] See Supplemental Material for details on the equations of motion, the thermodynamics, the quark and gluon condensates, and the GWs, supporting our statements made in the Letter, which also includes Refs. [79–87].
- [45] A. Karch, E. Katz, D. T. Son and M. A. Stephanov, “Linear confinement and AdS/QCD,” *Phys. Rev. D* **74** (2006), 015005 [arXiv:hep-ph/0602229 [hep-ph]].
- [46] A. Bazavov, T. Bhattacharya, M. Cheng, N. H. Christ, C. DeTar, S. Ejiri, S. Gottlieb, R. Gupta, U. M. Heller and K. Huebner, *et al.* “Equation of state and QCD transition at finite temperature,” *Phys. Rev. D* **80** (2009), 014504 [arXiv:0903.4379 [hep-lat]].
- [47] S. Borsanyi *et al.* [Wuppertal-Budapest], “Is there still any T_c mystery in lattice QCD? Results with physical masses in the continuum limit III,” *JHEP* **09** (2010), 073 [arXiv:1005.3508 [hep-lat]].
- [48] S. Borsanyi, Z. Fodor, S. D. Katz, S. Krieg, C. Ratti and K. Szabo, “Fluctuations of conserved charges at finite temperature from lattice QCD,” *JHEP* **01** (2012), 138 [arXiv:1112.4416 [hep-lat]].
- [49] M. A. Stephanov, K. Rajagopal and E. V. Shuryak, “Event-by-event fluctuations in heavy ion collisions and the QCD critical point,” *Phys. Rev. D* **60** (1999), 114028 [arXiv:hep-ph/9903292 [hep-ph]].
- [50] A. Bazavov, H. T. Ding, P. Hegde, O. Kaczmarek, F. Karsch, E. Laermann, Y. Maezawa, S. Mukherjee, H. Ohno and P. Petreczky, *et al.* “The QCD Equation of State to $\mathcal{O}(\mu_B^6)$ from Lattice QCD,” *Phys. Rev. D* **95** (2017) no.5, 054504 [arXiv:1701.04325 [hep-lat]].
- [51] X. y. Xin, S. x. Qin and Y. x. Liu, “Quark number fluctuations at finite temperature and finite chemical potential via the Dyson–Schwinger equation approach,” *Phys. Rev. D* **90** (2014) no.7, 076006 [arXiv:2109.09935 [hep-ph]].
- [52] F. Gao and Y. x. Liu, “QCD phase transitions via a refined truncation of Dyson–Schwinger equations,” *Phys. Rev. D* **94** (2016) no.7, 076009 [arXiv:1607.01675 [hep-ph]].
- [53] S. x. Qin, L. Chang, H. Chen, Y. x. Liu and C. D. Roberts, “Phase diagram and critical endpoint for strongly-interacting quarks,” *Phys. Rev. Lett.* **106** (2011), 172301 [arXiv:1011.2876 [nucl-th]].
- [54] C. Shi, Y. L. Wang, Y. Jiang, Z. F. Cui and H. S. Zong, “Locate QCD Critical End Point in a Continuum Model Study,” *JHEP* **07** (2014), 014 [arXiv:1403.3797 [hep-ph]].
- [55] C. S. Fischer, J. Luecker and C. A. Welzbacher, “Phase structure of three and four flavor QCD,” *Phys. Rev. D* **90** (2014) no.3, 034022 [arXiv:1405.4762 [hep-ph]].
- [56] F. Gao and J. M. Pawłowski, “QCD phase structure from functional methods,” *Phys. Rev. D* **102** (2020) no.3,

- 034027 [arXiv:2002.07500 [hep-ph]].
- [57] Z. Li, K. Xu, X. Wang and M. Huang, “The kurtosis of net baryon number fluctuations from a realistic Polyakov–Nambu–Jona-Lasinio model along the experimental freeze-out line,” *Eur. Phys. J. C* **79** (2019) no.3, 245 [arXiv:1801.09215 [hep-ph]].
 - [58] M. Asakawa and K. Yazaki, “Chiral Restoration at Finite Density and Temperature,” *Nucl. Phys. A* **504** (1989), 668-684
 - [59] W. j. Fu, J. M. Pawłowski and F. Rennecke, “QCD phase structure at finite temperature and density,” *Phys. Rev. D* **101** (2020) no.5, 054032 [arXiv:1909.02991 [hep-ph]].
 - [60] H. Zhang, D. Hou, T. Kojo and B. Qin, “Functional renormalization group study of the quark-meson model with ω meson,” *Phys. Rev. D* **96** (2017) no.11, 114029 [arXiv:1709.05654 [hep-ph]].
 - [61] J. Adam *et al.* [STAR], “Nonmonotonic Energy Dependence of Net-Proton Number Fluctuations,” *Phys. Rev. Lett.* **126** (2021) no.9, 092301 [arXiv:2001.02852 [nucl-ex]].
 - [62] T. Ablyazimov *et al.* [CBM], “Challenges in QCD matter physics –The scientific programme of the Compressed Baryonic Matter experiment at FAIR,” *Eur. Phys. J. A* **53** (2017) no.3, 60 [arXiv:1607.01487 [nucl-ex]].
 - [63] M. Durante, P. Indelicato, B. Jonson, V. Koch, K. Langanke, U. G. Meißner, E. Nappi, T. Nilsson, T. Stöhlker and E. Widmann, *et al.* “All the fun of the FAIR: fundamental physics at the facility for antiproton and ion research,” *Phys. Scripta* **94** (2019) no.3, 033001 [arXiv:1903.05693 [nucl-th]].
 - [64] A. N. Sissakian *et al.* [NICA], “The nuclotron-based ion collider facility (NICA) at JINR: New prospects for heavy ion collisions and spin physics,” *J. Phys. G* **36** (2009), 064069
 - [65] K. Fukushima, B. Mohanty and N. Xu, “Little-Bang and Femto-Nova in Nucleus-Nucleus Collisions,” *AAPPS Bull.* **31** (2021), 1 [arXiv:2009.03006 [hep-ph]].
 - [66] S. L. Li, L. Shao, P. Wu and H. Yu, “NANOGrav signal from first-order confinement-deconfinement phase transition in different QCD-matter scenarios,” *Phys. Rev. D* **104**, no.4, 043510 (2021) [arXiv:2101.08012 [astro-ph.CO]].
 - [67] D. Bodeker and G. D. Moore, “Electroweak Bubble Wall Speed Limit,” *JCAP* **05**, 025 (2017) [arXiv:1703.08215 [hep-ph]].
 - [68] H. K. Guo, K. Sinha, D. Vagie and G. White, “The benefits of diligence: how precise are predicted gravitational wave spectra in models with phase transitions?,” *JHEP* **06**, 164 (2021) [arXiv:2103.06933 [hep-ph]].
 - [69] N. Aghanim *et al.* [Planck], “Planck 2018 results. VI. Cosmological parameters,” *Astron. Astrophys.* **641**, A6 (2020) [erratum: *Astron. Astrophys.* **652**, C4 (2021)] [arXiv:1807.06209 [astro-ph.CO]].
 - [70] T. Boeckel and J. Schaffner-Bielich, “A little inflation in the early universe at the QCD phase transition,” *Phys. Rev. Lett.* **105**, 041301 (2010) [erratum: *Phys. Rev. Lett.* **106**, 069901 (2011)] [arXiv:0906.4520 [astro-ph.CO]].
 - [71] T. Boeckel and J. Schaffner-Bielich, “A little inflation at the cosmological QCD phase transition,” *Phys. Rev. D* **85**, 103506 (2012) [arXiv:1105.0832 [astro-ph.CO]].
 - [72] A. D. Linde, “The New Mechanism of Baryogenesis and the Inflationary Universe,” *Phys. Lett. B* **160**, 243-248 (1985)
 - [73] B. Kampfer, “Entropy production during an isothermal phase transition in the early Universe,” *Astron. Nachr.* **307**, 231 (1986).
 - [74] N. Borghini, W. N. Cottingham and R. V. Mau, “Possible cosmological implications of the quark-hadron phase transition,” *J. Phys. G* **26**, 771 (2000).
 - [75] I. Affleck and M. Dine, “A New Mechanism for Baryogenesis,” *Nucl. Phys. B* **249**, 361-380 (1985)
 - [76] D. J. Schwarz and M. Stuke, “Lepton asymmetry and the cosmic QCD transition,” *JCAP* **11**, 025 (2009) [erratum: *JCAP* **10**, E01 (2010)] [arXiv:0906.3434 [hep-ph]].
 - [77] F. Gao and I. M. Oldengott, “Cosmology Meets Functional QCD: First-Order Cosmic QCD Transition Induced by Large Lepton Asymmetries,” *Phys. Rev. Lett.* **128**, no.13, 131301 (2022) [arXiv:2106.11991 [hep-ph]].
 - [78] K. Schmitz, “New Sensitivity Curves for Gravitational-Wave Signals from Cosmological Phase Transitions,” *JHEP* **01**, 097 (2021) [arXiv:2002.04615 [hep-ph]].
 - [79] E. Kiritsis and L. Li, “Holographic Competition of Phases and Superconductivity,” *JHEP* **01**, 147 (2016) [arXiv:1510.00020 [cond-mat.str-el]].
 - [80] R. G. Cai, L. Li and R. Q. Yang, “No Inner-Horizon Theorem for Black Holes with Charged Scalar Hairs,” *JHEP* **03** (2021), 263 [arXiv:2009.05520 [gr-qc]].
 - [81] A. Bazavov, T. Bhattacharya, M. Cheng, C. DeTar, H. T. Ding, S. Gottlieb, R. Gupta, P. Hegde, U. M. Heller and F. Karsch, *et al.* “The chiral and deconfinement aspects of the QCD transition,” *Phys. Rev. D* **85** (2012), 054503 [arXiv:1111.1710 [hep-lat]].
 - [82] P. Gubler and D. Satow, “Recent Progress in QCD Condensate Evaluations and Sum Rules,” *Prog. Part. Nucl. Phys.* **106** (2019), 1-67 [arXiv:1812.00385 [hep-ph]].
 - [83] M. A. Shifman, A. I. Vainshtein and V. I. Zakharov, “Remarks on Higgs Boson Interactions with Nucleons,” *Phys. Lett. B* **78** (1978), 443-446
 - [84] T. D. Cohen, R. J. Furnstahl and D. K. Griegel, “Quark and gluon condensates in nuclear matter,” *Phys. Rev. C* **45** (1992), 1881-1893
 - [85] D. d’Enterria, S. Kluth, S. Alekhin, P. A. Baikov, A. Banfi, F. Barreiro, A. Bazavov, S. Bethke, J. Blümlein and D. Boito, *et al.* “ $\alpha_s(2019)$: Precision measurements of the QCD coupling,” [arXiv:1907.01435 [hep-ph]].
 - [86] A. I. Alekseev, “Strong coupling constant to four loops in the analytic approach to QCD,” *Few Body Syst.* **32** (2003), 193-217 [arXiv:hep-ph/0211339 [hep-ph]].
 - [87] J. A. M. Vermaseren, S. A. Larin and T. van Ritbergen, “The four loop quark mass anomalous dimension and the invariant quark mass,” *Phys. Lett. B* **405** (1997), 327-333 [arXiv:hep-ph/9703284 [hep-ph]].