

Adaptive strategies in Kelly's horse races model

A. Despons,¹ L. Peliti,² and D. Lacoste¹

¹ESPCI Paris, PSL University, CNRS, Gulliver, 75005 Paris, France

²SMRI, Santa Marinella (RM), 00058 Italy

(Dated: January 11, 2022)

We formulate an adaptive version of Kelly's horse model in which the gambler learns from past race results using Bayesian inference. A known asymptotic scaling for the difference between the growth rate of the gambler and the optimal growth rate, known as the gambler's regret, is recovered. We show how this adaptive strategy is related to the universal portfolio strategy, and we build improved adaptive strategies in which the gambler exploits information contained in the bookmaker odds distribution to reduce his/her initial loss of the capital during the learning phase.

In 1956, R. Kelly [1] extended the work of C. Shannon on communication to gambling models. This now classic piece of information theory [2] turned out to have fundamental implications for investment strategies in finance and beyond. In the context of biology, Kelly's paper lead to a clarification of the notion of value of information [3]. This value of information quantifies the quality of the strategies adopted by individuals in a population when faced with unpredictably varying environments [4]. In these conditions, it is sometimes advantageous for individuals to accept a reduction of their short-term reproductive success, in exchange for longer-term risk reduction, a strategy known as *bet-hedging* [5]. Such a strategy is employed for instance by cells to cope with antibiotics or by plants to cope with a fluctuating climate [6].

Kelly's strategy is known to be risky, and for this reason most gamblers use fractional Kelly's strategies, with reduced risk and growth rate [7]. This observation hints at a trade-off between the risk the gambler is ready to take and the average long-term growth rate of his capital. In a recent work, we have studied the properties of this trade-off inspired by ideas in Stochastic Thermodynamics [8].

However, to describe accurately biological systems, the standard *Kelly's model* is limited because it doesn't take into account the crucial adaptation of individuals. Biological systems are able to sense their environment, extract relevant information from noisy measurements, and adjust their phenotypic response accordingly [9]. One open question in this field is the precise quantification of the cost that biological systems must pay for this sensing. In this paper, we model the adaptive strategies of biological systems using Bayesian inference [10].

The adaptive strategy which we obtain is found to be equivalent to a more general one based on the theory of universal portfolios [11]. We estimate from such an approach the cost of adaptation, which in the context of Kelly's horse races takes the form of a capital loss of the gambler with respect to his/her optimal capital. We also obtain an asymptotic form of this cost both for uncorrelated and correlated races.

Let us recall the basic elements of Kelly's horse race

model [1]. A race involves M horses, and is described by a normalized vector of winning probabilities \mathbf{p} . Similarly, \mathbf{r} is the vector of the inverse of the odds paid by the bookmaker. When there is no *track-take*, the bookmaker doesn't keep any of the invested capital and as a result $\sum_{x=1}^M r_x = 1$. A *strategy* of the gambler corresponds to a specific allocation of his/her capital on the M horses, which is encoded in a vector of bets \mathbf{b} of M components. After every race, the gambler invests his whole capital, i.e., $\sum_{x=1}^M b_x = 1$, always betting a non-zero amount on all horses, i.e., $\forall x \in [1, M] : b_x \neq 0$. Thus, if we denote by C_t the capital at time t , the evolution of the gambler's capital after one race is given by:

$$C_{t+1} = \frac{b_x}{r_x} C_t, \quad \text{with a probability } p_x, \quad (1)$$

which implies that the log of the capital, $\log\text{-cap}(t) \equiv \log C_t$, evolves additively: after each race it has a probability p_x to increase by $\mathcal{W}_x \equiv \log(b_x/r_x)$. This notation emphasizes the connection between the capital increase after one race and the work extracted in one cycle of a Szilard engine [12].

Using the law of large numbers, the rate of increase of the log-capital takes the form

$$\frac{\log\text{-cap}(t)}{t} \underset{t \rightarrow \infty}{\sim} D_{\text{KL}}(\mathbf{p} \parallel \mathbf{r}) - D_{\text{KL}}(\mathbf{p} \parallel \mathbf{b}), \quad (2)$$

where D_{KL} stands for the Kullback-Leibler divergence [2, sec. 2.3]. From an information theoretic point of view, (2) means that the capital of the gambler increases in the long term only if the gambler has a better knowledge of \mathbf{p} than the bookmaker, otherwise it decreases. It also follows from this analysis that the optimal strategy $\mathbf{b}^{\text{KELLY}} = \mathbf{p}$, called Kelly's strategy [1], overtakes any other strategies in the long-term. Its optimum growth rate is the positive quantity $D_{\text{KL}}(\mathbf{p} \parallel \mathbf{r})$.

Kelly's strategy assumes that the probability vector \mathbf{p} is known, but this, in practice, is never the case. Hence, it is of great interest to the gambler to find ways to *learn* \mathbf{p} , in order to play the optimal betting strategy. Naturally, the idea is to rely on the results of the past races to devise the best possible strategy \mathbf{b}^t . While a general theory for

such history dependent gambling is available [13], here we aim to construct explicitly an adaptive strategy.

Such an estimator can be built using *Laplace's rule of succession*, which follows from an implementation of Bayesian inference with a uniform prior [14] :

$$b_x^{\text{LAPL}, t+1} \equiv \frac{n_x^t + 1}{t + M}, \quad (3)$$

where the vector \mathbf{n}^t contains the history of all race results up to time t : $\mathbf{n}^t \equiv [n_1^t, \dots, n_M^t]^T$. In that notation, n_x^t represents the number of times the horse x has won among the t previous races, and obviously $\sum_{x=1}^M n_x^t = t$. This result is obtained by taking the expectation value of the posterior for each component b_x , what can be analytically calculated. Alternate estimators are acceptable such one based on the maximum of the posterior, but given the shape of the posterior, the Laplace estimator always performs better than the one based on the maximum. The same calculation also leads an explicit expression of the standard deviation of the Laplace estimator.

At $t = 0$, the Laplace estimator gives $b_x = 1/M$, which means that the gambler divides his capital uniformly among the M horses, clearly the best thing to do in the absence of any information prior to the first race. The asymptotic regime of b_x^t at large times t can be analyzed using the central limit theorem. Only in that limit does the estimator based on Laplace rule of succession becomes unbiased. We find from such a calculation that the KL divergence between \mathbf{p} and $\mathbf{b}^{\text{LAPL}, t}$ behaves as:

$$D_{\text{KL}}(\mathbf{p} \parallel \mathbf{b}^{\text{LAPL}, t}) \underset{t \rightarrow \infty}{\sim} \frac{M-1}{2t} \underset{t \rightarrow \infty}{\rightarrow} 0, \quad (4)$$

which agrees with simulations as shown in Figure 1.

A typical evolution of the log-capital in the adaptive strategy is shown in Figure 2 (orange curve), together with the optimal strategy based on Kelly's criterion (red solid curve). The figure shows that the gambler loses capital at short times because of his/her poor knowledge of the distribution \mathbf{p} , but he/she catches up on long times once the distribution has been learned.

The average duration of the burn-in phase is an interesting quantity, which we call t^* and which is shown in Figure 2. This time is a proxy for the actual loss of capital during the burn-in phase, and for this reason we may regard it as the cost of learning. Clearly, this time depends on the *knowledge* of the bookmaker : if the bookmaker has a perfect knowledge of the races, he can set the odds according to $(\mathbf{r} = \mathbf{p})$, in which case the burn-in time is very large and the log-capital will only decrease. On the contrary, if the bookmaker has a poor knowledge of the system, the inverse odds are far from \mathbf{p} , and in that case, the burn-in time tends to be very short. In practice, we introduce a parameter ϵ and a random vector $\boldsymbol{\eta}$ uniformly distributed in the simplex with $\mathbf{r} = \mathbf{p} + \epsilon(\boldsymbol{\eta} - \mathbf{p})$, such that for $\epsilon = 0$ one has $\mathbf{r} = \mathbf{p}$ and for $\epsilon = 1$, \mathbf{r} is independent of \mathbf{p} .

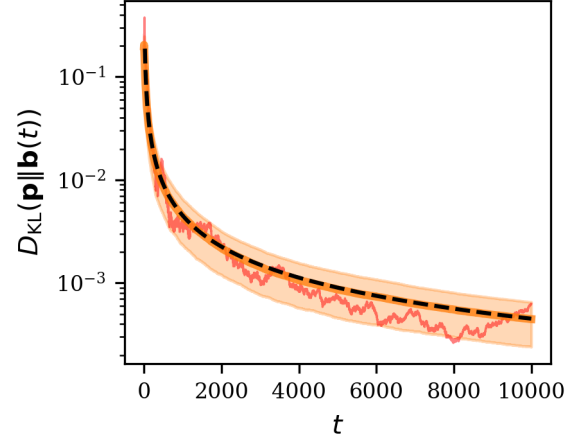


FIG. 1. Average Kullback-Leibler divergence between \mathbf{p} and the adaptive $\mathbf{b}^{\text{LAPL}, t}$ given by (3). The light-red curve is one particular realization, the black dotted curve is the analytical expression (4), the orange solid line is the ensemble average over realizations and the orange region is one STD above or below that estimate. The average is performed over 1000 realizations of the races results at a given \mathbf{p} for $M = 10$.

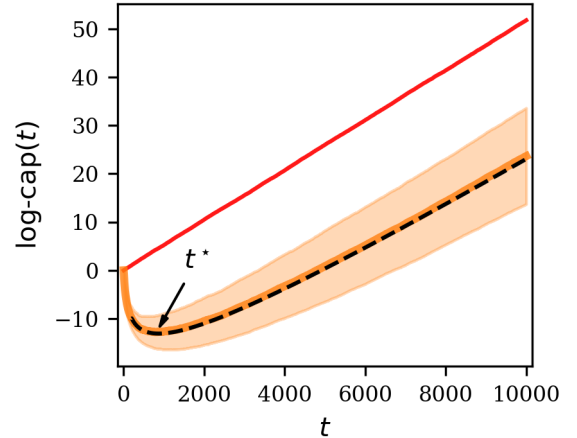


FIG. 2. Average log-capital for Laplace's strategy (orange solid line) compared to Kelly's strategy (red curves). The average log-capital for the adaptive strategy (6) (black dotted curve) is plotted for $t > t_0 = \max_x p_x^{-1} + 1$. The average is performed over 1000 realizations of the races results at a given \mathbf{p} for $M = 10$ and $\epsilon = 0.1$.

To quantify the effect more precisely, it is convenient to define t^* as the minimum of the log-capital in the adaptive strategy, and to focus on the difference of log-capital between Kelly's strategy and Laplace's strategy: $\Delta(t) \equiv \log\text{-cap}^{\text{KELLY}}(t) - \log\text{-cap}(t)$. The quantity Δ has been considered before in the multi-armed bandit problem [15] or in the portfolio theory [11, 16], it is usually called the *regret* associated with the adaptive strategy. The important point here is that the regret is odd-

independent: $\Delta(t) = \sum_{i=1}^t [\log p_{x_i} - \log b_{x_i}^{\text{LAPL}, i}]$.

The ensemble average of the regret associated with Laplace's strategy reads [17]:

$$\langle \Delta(t) \rangle = \langle \Delta(t_0) \rangle + \frac{M-1}{2} \log \frac{t}{t_0+1}, \quad (5)$$

for $t_0 > \max_x p_x^{-1}$. From (5) one sees that $\langle \Delta(t) \rangle \sim \log t$, a feature already observed for the optimal adaptive strategy in other models [15].

Since we know the long-term behavior of Kelly's strategy from (2), we deduce an expression for the average log-capital of our adaptive strategy:

$$\langle \log\text{-cap}(t) \rangle = D_{\text{KL}}(\mathbf{p} \parallel \mathbf{r}) t - \frac{M-1}{2} \log \frac{t}{t_0+1} - \langle \Delta(t_0) \rangle. \quad (6)$$

This theoretical prediction is shown in Figure 2 for a time t_0 respecting the condition for (5). By taking the derivative of (6) with respect to time, one obtains the following expression for t^* :

$$t^* = \frac{M-1}{2} \frac{1}{D_{\text{KL}}(\mathbf{p} \parallel \mathbf{r})}. \quad (7)$$

This time t^* increases linearly with M (as verified in Fig. S5 of the Supp. Mat.), but decreases as a function of the KL-divergence, which quantifies the bookmaker's knowledge of the races. Since (7) is based on an asymptotic result, namely (6), this expression over-estimates the real t^* but becomes accurate in the limit when t^* is larger than the time t_0 .

At this point, it is important to appreciate that t^* in the above formula still depends on \mathbf{p} , which is the very quantity we are trying to learn in the adaptive strategy, therefore (7) could appear useless to the gambler. In fact, this is not so, because the gambler can still use $\mathbf{b}^{\text{LAPL}, t}$ in (7) to obtain an estimate for the time t^* . In practice, if the gambler is allowed not to play initially, he/she should wait this time t^* before starting to bet.

The adaptive strategy based on Laplace's rule outlined above is an efficient way to learn the distribution of the races \mathbf{p} over time. In a related context, another type of optimal strategy is known under the name of universal portfolio. This strategy also implies a learning process based on past observations and it is known to outperform any other strategy in the market [11]. It is therefore natural to compare the two strategies.

In the portfolio case, \mathbf{b} denotes the proportion of wealth invested on a certain day in an ensemble of stocks. The total capital is multiplied after each day by the product of \mathbf{b} with a matrix which describes the increase in the price of all the stocks from one day to the next. Thus, in the stock market case, the gain of the capital is distributed on all the selected stocks, in contrast to Kelly's model in which a single horse is selected at each race.

To recover the scheme of Kelly's horse race let us consider the universal portfolio in the case where only a

single stock contributes on each day. Thus, let us denote the index of that stock up to time t in a vector $\mathbf{x}^t \equiv [x_1, \dots, x_t]^T$. Denote by $C[\mathbf{b}, t|\mathbf{x}^t]$ the total capital that a portfolio \mathbf{b} would have obtained given the history \mathbf{x}^t up to time t . Then the bet vector in the next race is given by

$$\mathbf{b}_x^{\text{UNIV}, t+1} \equiv \frac{\int_{\mathbb{R}_+^M} d\mathbf{b} \delta(\sum_{\bar{x}} b_{\bar{x}} - 1) b_x C[\mathbf{b}, t|\mathbf{x}^t]}{\int_{\mathbb{R}_+^M} d\mathbf{b} \delta(\sum_{\bar{x}} b_{\bar{x}} - 1) C[\mathbf{b}, t|\mathbf{x}^t]}. \quad (8)$$

Now, in the case of Kelly's model, where $C[\mathbf{b}, t|\mathbf{x}^t] = \prod_{i=1}^t b_{x_i} o_{x_i}$, the integrals above can be performed explicitly and one recovers exactly (3). Therefore the adaptive strategy based on Laplace's rule of succession and the universal portfolio strategy in are equivalent in the present case. Since the universal portfolio is known to outperform any other strategy, we can deduce from this equivalence that the strategy based on the Laplace rule is also optimal among all strategies given the assumptions of the model. Naturally, the universal portfolio has a wider applicability and is more suited to the stock market, because it accounts for distributed gains among many stocks. A drawback however is that it is more difficult to implement numerically due to the high dimensional integration.

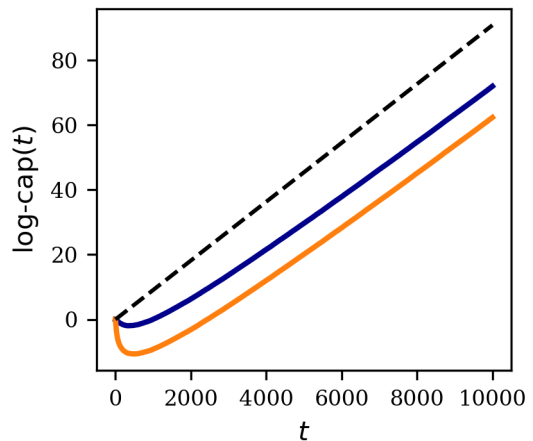


FIG. 3. Average log-capital for adaptive strategy using Laplace's estimate $\mathbf{b}^{\text{LAPL}, t}$ (orange curve) and the pseudo-Laplace estimate $\mathbf{b}^{\text{ps-LAPL}, t}$ (blue curve). Kelly's strategy is also plotted (black dotted curve) to see how well both estimates behave compared to the best strategy. The average is performed over 200 realizations of the races results at a given \mathbf{p} for $M = 10$ and $\epsilon = 0.1$.

In order to decrease the duration of the learning phase which is responsible for the initial loss in the log capital, a possibility is to use a non-uniform prior in the derivation of Laplace rule. Before starting to bet, the gambler could reasonably assume that the odds chosen by the bookmaker are probably not random, but contain some useful information which can be exploited in

a non-uniform prior. To do so, we use a so called conjugate prior, i.e., a prior having the same functional form as the likelihood, which in the case of Laplace rule is a beta distribution. Adding a conjugate prior results in a pseudo-Laplace rule of succession [17]:

$$b_x^{\text{ps-LAPL}, t+1} = \frac{n_x^t + a_x^{\tilde{t}} + 1}{t + \tilde{t} + M}, \quad (9)$$

where a_x and \tilde{t} are parameters of the prior that depends directly on the odds [17]. The interpretation of (S17) is clear: using such a conjugate prior amounts to consider that we have already observed $\tilde{t} \in \mathbb{R}$ fictional races before the first one with the $a_x^{\tilde{t}}$ being the equivalent of the n_x^t during these \tilde{t} fictive races.

We found that the duration of the learning phase can be significantly reduced when using such a prior if the distributions of the odds is sufficiently informative [17], in other words, when the distribution of the odds is close enough to \mathbf{p} . We show the result of implementing a pseudo-Laplace estimate in Figure 3. Ultimately, it is important to highlight that introducing a non-uniform prior only benefits the short term behavior of the log-capital while the long term behavior remains the same as with original Laplace's strategy. In particular, the regret of the pseudo-Laplace strategy remains on long term [17]: $\langle \Delta(t) \rangle \sim \frac{M-1}{2} \log t$.

The above strategy based on Laplace rule can be extended to the case of correlated races, provided they are Markovian races, in other words, when the results of one race only depends on the result of the previous race. In such an extension, the quantity to be learned is no longer a vector of M components, but an $M \times M$ matrix $\{p_{x,y}\}$ whose columns $\mathbf{p}_{\odot|y}$ are the conditional probability of winning given that horse y has won in the previous race.

When $\forall x, y; p_{x|y} \neq 0$, the associated Markov chain is irreducible, and admits a unique stationary distribution \mathbf{p}^s . Similarly, the odds and the bets are also matrices of size $M \times M$. The equation governing the long term evolution of the log-capital then becomes:

$$\log\text{-cap}(t) \underset{t \rightarrow \infty}{\sim} \left(\sum_{x,y=1}^M p_{x,y} \log \frac{b_{x|y}}{r_{x|y}} \right) t, \quad (10)$$

where we introduced the joint probability $p_{x,y} \equiv p_{x|y} \cdot p_y^s$. Kelly's strategy is again the one that maximizes the long-term growth rate, $\Omega[\{b_{x,y}\}]$, given the normalization of the conditional bets $\mathbf{b}_{\odot|y}$. The optimization yields Kelly's strategy of correlated races: $b_{x,y}^{\text{KELLY}} = p_{x,y}$ [2].

We can now adapt Laplace rule's of succession to take into account correlations:

$$b_{x|y}^{\text{LAPL}, t+1} = \frac{n_{x|y}^t + 1}{\tau_y^t + M}, \quad (11)$$

where $n_{x|y}^t$ and τ_y^t are respectively the number of times horse x immediately following a victory of horse y , and

the number of times horse y has won irrespective to the previous events.

Qualitatively the behavior for correlated or uncorrelated races are similar, except that the data that needs to be learned is of higher dimension for correlated races, and as a result, the learning phase lasts longer and the losses in terms of log-capital are heavier. Indeed, the regret now scales as M^2 while still being logarithmic in time [17]:

$$\langle \Delta(t) \rangle = \langle \Delta(t_0) \rangle + \frac{M(M-1)}{2} \log \frac{t}{t_0 + 1}. \quad (12)$$

In the end, one obtains the following estimate of the learning time :

$$t^* = \frac{M(M-1)}{2 \left\langle \log \frac{p_{x|y}}{r_{x|y}} \right\rangle}. \quad (13)$$

As in the uncorrelated case, this expression of t^* makes sense: the numerator behaves as M^2 while the denominator quantifies the knowledge of the bookmaker. In fact one could have predicted the behavior in $M(M-1)$ because in the learning of the $M \times M$ matrix, the last row is totally determined by the constraint on the normalization.

The extension to Markov races of higher order n is straightforward. Now, the relevant distribution is $p_{x_{t+1}|\mathbf{Y}_t}$ where $\mathbf{Y}_t \equiv [x_t, x_{t-1}, \dots, x_{t-n+1}]$. Thus, the matrix of the conditional probability becomes a $M \times M^n$ matrix. As before the last row is determined by the normalization of each conditional probability, hence the effective number of degrees of freedom is $M^n(M-1)$. Therefore, one obtains:

$$\langle \Delta(t) \rangle = \langle \Delta(t_0) \rangle + \frac{M^n(M-1)}{2} \log \frac{t}{t_0 + 1}, \quad (14)$$

and:

$$t^* = \frac{M^n(M-1)}{2 \left\langle \log \frac{p_{x|\mathbf{Y}}}{r_{x|\mathbf{Y}}} \right\rangle}. \quad (15)$$

In this work, we have built an adaptive version of Kelly's horse race model based on Bayesian inference. In practice, this strategy suffers a significant drop in the capital of the gambler up to a certain time, for which we obtain a scaling form. We also recover the already known logarithmic dependence on time for the gambler's regret, which holds for both correlated and uncorrelated races. We then build an improved adaptive strategy, in which the gambler exploits the information contained in the distribution of the odds of the bookmaker. When this distribution is informative, the cost of the learning phase can be significantly reduced, without affecting the long term growth rate. Finally, we also prove that our

adaptive strategy belongs to a class of optimal strategies of money investment known under the name of universal portfolio.

In future work, it would be interesting to generalize our adaptive Kelly's strategy to the case where gains are distributed instead of being associated with a single winner [18], and to cases where odds depend on the bets [19]. These two extensions would be of special interest for applications to biological/ecological problems in which many individuals typically need to continuously make decisions in a varying environment.

-
- [1] J. L. Kelly, IRE Trans. Inf. Theory **2**, 185 (1956).
 - [2] T. M. Cover and J. A. Thomas, *Elements Information Theory, Second Edition* (John Wiley & Sons, Hoboken, 2005).
 - [3] O. Rivoire and S. Leibler, J. Stat. Phys. **142**, 1124 (2011).
 - [4] C. T. Bergstrom and M. Lachmann, 2004 IEEE Inf. Theory Work. - Proceedings, ITW, 50 (2004).
 - [5] E. Levien, J. Min, J. Kondev, and A. Amir, Rep. Prog. Phys. **84**, 116601 (2020).
 - [6] D. L. Venable, Ecology **88**, 1086 (2007).

- [7] L. C. MacLean, E. O. Thorp, and W. T. Ziemba, *The Kelly Capital Growth Investment Criterion* (World Scientific, Singapore, 2011).
- [8] L. Dinis, J. Unterberger, and D. Lacoste, EPL (Europhysics Lett.) **131**, 1 (2020).
- [9] E. Kussell and S. Leibler, Science **309**, 2075 (2005).
- [10] T. J. Perkins and P. S. Swain, Mol. Syst. Biol. **5**, 326 (2009).
- [11] T. M. Cover, Math. Financ. **1**, 1 (1991).
- [12] D. A. Vinkler, H. H. Permuter, and N. Merhav, J. Stat. Mech. Theory Exp. **2016**, 43403 (2016).
- [13] Y. Hirono and Y. Hidaka, J. Stat. Phys. **161**, 721 (2015).
- [14] E. T. Jaynes, *Probability theory: The logic of science* (Cambridge university press, Cambridge, 2003) (Chap. 18, Sec. 5-14, p. 561-578).
- [15] T. L. Lai and H. Robbins, Adv. Appl. Math. **6**, 4 (1985).
- [16] T. M. Cover and E. Ordentlich, IEEE Trans. Inf. Theory **42**, 348 (1996).
- [17] We refer the reader to the supplemental materials at (.). In these materials we derive Laplace's rule of succession and its extension with a non-uniform prior and we provide details on the computation of the average asymptotic regret.
- [18] R. Pugatch, N. Barkai, and T. Tlusty, (unpublished).
- [19] G. Giunta, Ph.D. thesis, Technische Universität München, 2020.

SUPPLEMENTAL MATERIALS

Adaptive strategies in Kelly's horse races model

In the following we extensively use the integral [14]:

$$\int_{\mathbb{R}_+^M} d\mathbf{b} \, \delta\left(\sum_{\tilde{x}} b_{\tilde{x}} - r\right) \prod_{\tilde{x}=1}^M b_{\tilde{x}}^{n_{\tilde{x}}} = \frac{\prod_{\tilde{x}} n_{\tilde{x}}!}{(\sum_{\tilde{x}} n_{\tilde{x}} + M - 1)!} r^{\sum_{\tilde{x}} n_{\tilde{x}} + M - 1}, \quad (\text{S1})$$

where $r \in \mathbb{R}_+$ and $\forall x, n_x \in \mathbb{R}_+$. For any positive real number a we write $a! \equiv \Gamma(a + 1)$ where Γ stands for the Γ -function.

DERIVATION OF LAPLACE'S ESTIMATE

Laplace's rule

We remind that $\mathbf{n}^t = [n_1^t, n_2^t, \dots, n_M^t]^T$ accounts for the past events recorded up to time t , with $\sum_x n_x^t = t$. Denoting by X_t the random variable accounting for the index of the winner at race t , Laplace's estimate $\mathbf{b}^{\text{LAPL}, t}$ is by definition given by:

$$b_x^{\text{LAPL}, t+1} \equiv \mathbb{P}[X_{t+1} = x | \mathbf{n}^t]. \quad (\text{S2})$$

The likelihood of \mathbf{n}^t for an arbitrary estimate \mathbf{b} of \mathbf{p} is a multinomial distribution:

$$\mathbb{P}[\mathbf{n}^t | \mathbf{b}] = \frac{t!}{n_1^t! \dots n_M^t!} b_1^{n_1^t} \dots b_M^{n_M^t}. \quad (\text{S3})$$

Without any *a priori* assumptions, a prior uniform on the simplex should be used:

$$\mathbb{P}[\mathbf{b}] = \delta\left(\sum_x b_x - 1\right). \quad (\text{S4})$$

The posterior distribution is then given by the *Bayes' rule*:

$$\mathbb{P}[\mathbf{b}|\mathbf{n}^t] = \frac{\mathbb{P}[\mathbf{n}^t|\mathbf{b}]\mathbb{P}[\mathbf{b}]}{\mathbb{P}[\mathbf{n}^t]}. \quad (\text{S5})$$

Using (S1), we find:

$$\mathbb{P}[\mathbf{n}^t] = \frac{t!}{n_1^t! \cdots n_M^t!} \int_{\mathbb{R}_+^M} d\mathbf{b} \delta\left(\sum_{\tilde{x}} b_{\tilde{x}} - 1\right) b_1^{n_1^t} \cdots b_M^{n_M^t} = \frac{t!}{(t+M-1)!}. \quad (\text{S6})$$

Hence the posterior distribution reads:

$$\mathbb{P}[\mathbf{b}|\mathbf{n}^t] = \frac{(t+M-1)!}{n_1^t! \cdots n_M^t!} b_1^{n_1^t} \cdots b_M^{n_M^t} \delta\left(\sum_x b_x - 1\right). \quad (\text{S7})$$

Finally:

$$b_x^{\text{LAPL}, t+1} = \int_{\mathbb{R}_+^M} d\mathbf{b} \underbrace{\mathbb{P}[X_{t+1} = x|\mathbf{b}]}_{\equiv b_x} \mathbb{P}[\mathbf{b}|\mathbf{n}^t] \quad (\text{S8})$$

$$= \frac{(t+M-1)!}{n_1^t! \cdots n_M^t!} \int_{\mathbb{R}_+^M} d\mathbf{b} \delta\left(\sum_{\tilde{x}} b_{\tilde{x}} - 1\right) \prod_{\tilde{x}} b_{\tilde{x}}^{n_{\tilde{x}}^t + \delta_{x,\tilde{x}}} \quad (\text{S9})$$

$$= \frac{n_x^t + 1}{t + M}, \quad (\text{S10})$$

which is Laplace's rule of succession.

Reduced posterior distribution and variance of Laplace's estimate

Looking at (S8) one notices that the x -th component of Laplace's estimate is the expected value of b_x with respect to the distribution $\mathbb{P}[b_x|\mathbf{n}^t]$. The latter being obtained by integrating the posterior over all the components of \mathbf{b} except b_x , working with a uniform prior it is:

$$\mathbb{P}[b_x|\mathbf{n}^t] = \frac{(t+M-1)!}{n_x^t! (t-n_x^t+M-2)!} b_x^{n_x^t} (1-b_x)^{t-n_x^t+M-2}. \quad (\text{S11})$$

The reduced posterior (S11) is a beta distribution of positive parameters, which has a peak value at $b_x^{\text{MAX}, t} \equiv \frac{n_x^t}{t+M-2}$. One can use $\mathbf{b}^{\text{MAX}, t}$ as an estimate of \mathbf{p} however it will be ill-defined as long as the parameters of the reduced posterior aren't both strictly positive, which will be the case when each horses have won at least one time, this takes approximately $(\min_x p_x)^{-1}$ races. Hence $\mathbf{b}^{\text{MAX}, t}$ could be particularly irrelevant when one or several horses have a very low probability of winning.

While at large t the reduced posterior tends towards a Gaussian centered around p_x making both estimates equal, at the beginning the reduced posterior is asymmetrical and the maximum is likely to be quite far from p_x on the other hand, the distribution tends to curve toward p_x making its expected value closer to p_x . Going above these remarks $\mathbf{b}^{\text{MAX}, t}$ is sub-dominant compared to $\mathbf{b}^{\text{LAPL}, t}$ anyway as it isn't normalized and then amounts to keep a fraction of the total capital at each race. The behavior of the reduced posterior over time and the comparison between $\mathbf{b}^{\text{MAX}, t}$ and $\mathbf{b}^{\text{LAPL}, t}$ is summarized in Figure S1.

From the reduced posterior (S11) one can compute the second moment of b_x :

$$\mathbb{E}[b_x^2|\mathbf{n}^t] = \frac{(t+M-1)!}{n_x^t! (t-n_x^t+M-2)!} \int_0^1 db_x b_x^{n_x^t+2} (1-b_x)^{t-n_x^t+M-2} \quad (\text{S12})$$

$$= \frac{(n_x^t+1)(n_x^t+2)}{(t+M)(t+M+1)}. \quad (\text{S13})$$

Finally the STD of the estimator drawn from (S11) reads:

$$\text{STD}[b_x|\mathbf{n}^t] = \sqrt{\frac{b_x^{\text{LAPL}, t}(1-b_x^{\text{LAPL}, t})}{t+M+1}} = O\left(\frac{1}{\sqrt{t}}\right) \quad (\text{S14})$$

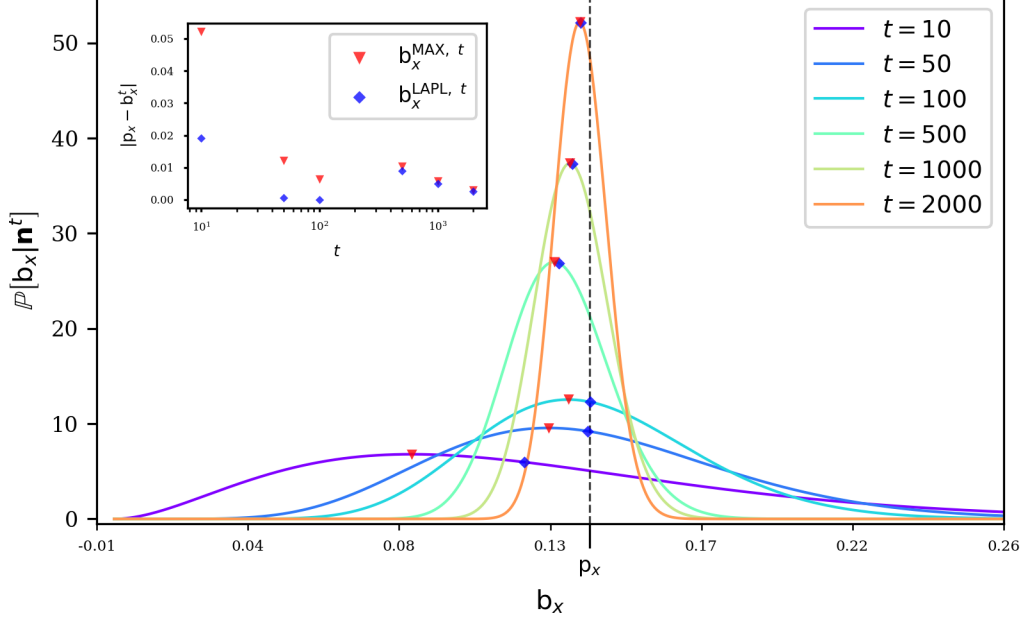


FIG. S1. Evolution of the reduced posterior (S11) over time. At the beginning the reduced posterior is strongly asymmetrical hence its maximum $b_x^{\text{MAX}, t}$ (represented by the red triangle) yields a drastically different estimate of p_x (black dotted vertical line) than Laplace's estimate $b_x^{\text{LAPL}, t}$ (blue diamond). When time increases the reduced posterior converges to a Gaussian distribution centered at p_x and both estimates are almost equal. For each reduced posterior we indicate the location of the maximum (red square) and Laplace's estimate (blue diamond). In the inset we plot the absolute distance between p_x and $b_x^{\text{MAX}, t}$ and $b_x^{\text{LAPL}, t}$, at small time Laplace's estimate yields a better estimation while on the long run they are identical. This figure was obtained simulating Kelly's model for $M = 15$ and $\epsilon = 0.1$.

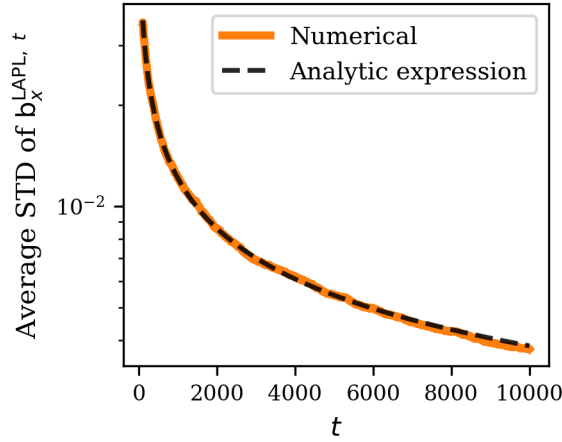


FIG. S2. Average STD of Laplace's estimate on 1000 realizations of the races results keeping \mathbf{p} constant (with $\epsilon = 0.1$). The orange curve is the simulation and the black dotted curve is the analytical behavior predicted by (S14).

PSEUDO-LAPLACE'S ESTIMATE

One can go beyond the assumption of a uniform prior (S4) using instead a multinomial prior:

$$\mathbb{P}[\mathbf{b}] = \frac{\tilde{t}!}{a_1^{\tilde{t}}! \dots a_M^{\tilde{t}}!} b_1^{a_1^{\tilde{t}}} \dots b_M^{a_M^{\tilde{t}}} \delta\left(\sum_x b_x - 1\right), \quad (\text{S15})$$

where the $a_x^{\tilde{t}}$'s are free parameters and $\tilde{t} \equiv \sum_x a_x^{\tilde{t}}$. As both the prior and the likelihood are multinomial the two merge resulting in a multinomial posterior:

$$\mathbb{P}[\mathbf{b} | \mathbf{n}^t] \propto b_1^{n_1^t + a_1^{\tilde{t}}} \dots b_M^{n_M^t + a_M^{\tilde{t}}} \delta\left(\sum_x b_x - 1\right). \quad (\text{S16})$$

Performing the integral (S8) with the posterior given above results in a pseudo-Laplace's rule:

$$b_x^{\text{ps-LAPL}, t+1} = \frac{n_x^t + a_x^{\tilde{t}} + 1}{t + \tilde{t} + M}. \quad (\text{S17})$$

Doing exactly as for the uniform prior, one finds an expression for the reduced posterior in the case of a multinomial prior (S15):

$$\mathbb{P}[b_x | \mathbf{n}^t] = \frac{(t + \tilde{t} + M - 1)!}{(n_x^t + a_x^{\tilde{t}})! (t + \tilde{t} - n_x^t - a_x^{\tilde{t}} + M - 2)!} b_x^{n_x^t + a_x^{\tilde{t}}} (1 - b_x)^{t + \tilde{t} - n_x^t - a_x^{\tilde{t}} + M - 2}. \quad (\text{S18})$$

The first moment of (S18) yields the pseudo-Laplace's rule (S17). Looking at (S18) for $\mathbf{n}^{t=0} = \mathbf{0}$, the reduced posterior reduces to the reduced prior, the latter being then a beta distribution of parameters $a_x^{\tilde{t}}$ and $\tilde{t} - a_x^{\tilde{t}} + M - 2$. As showed in Figure S3 adding a non uniform prior constrains the reduced prior to S18 to stay close to r_x for small time.

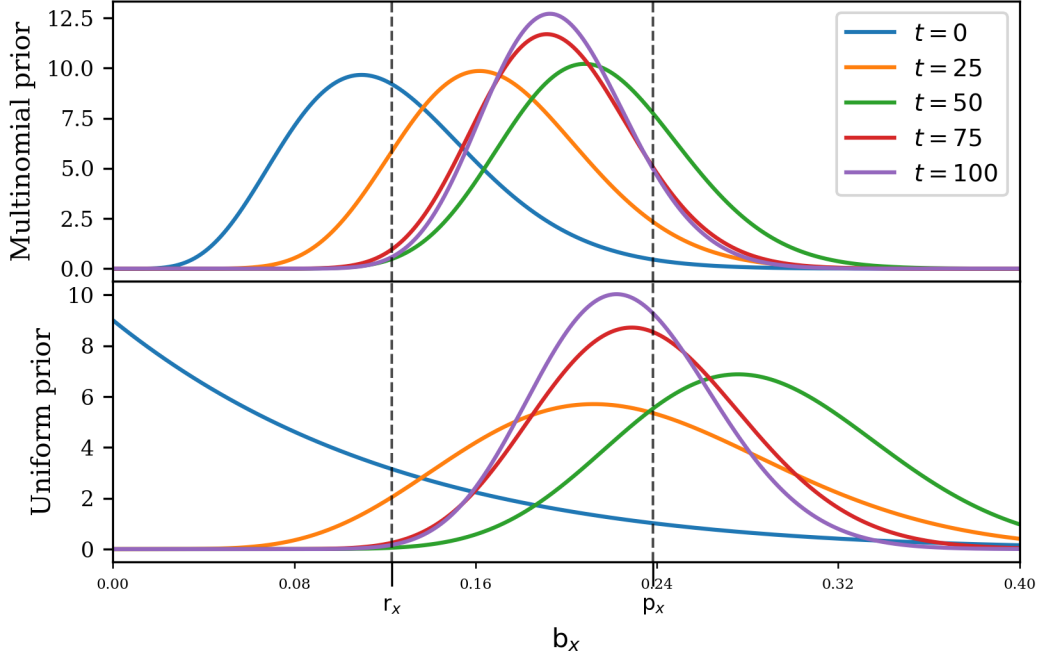


FIG. S3. Comparison between the reduced posterior in the case of uniform prior (S11) (Bottom plot) and multinomial prior (S18) (Top plot) for small time. In both case both reduced distribution were computed with the same realization of the races for $M = 10$ (and $\epsilon = 0.5$).

At this point the parameters of the prior (the $a_i^{\tilde{t}}$'s) need to be specified. Assuming the bookmaker is well informed on the real \mathbf{p} , the gambler could, instead of starting from scratch, decide to weight more estimates closer to \mathbf{r} . This can be done imposing:

$$b_x^{\text{ps-LAPL}, t=1} = \frac{a_x^{\tilde{t}} + 1}{\tilde{t} + M} \equiv r_x, \quad (\text{S19})$$

which leads to:

$$a_x^{\tilde{t}} = r_x \cdot (\tilde{t} + M) - 1. \quad (\text{S20})$$

To enforce the case where we rely on the information in possession of the bookmaker, we should further make the assumption of a bounded prior. This latter condition implies that for all components x , both parameters of the reduced prior (S18) are strictly positive:

$$\forall x, \begin{cases} a_x^{\tilde{t}} > 0 \\ \tilde{t} - a_x^{\tilde{t}} + M - 2 > 0 \end{cases} \quad . \quad (\text{S21})$$

Replacing $a_x^{\tilde{t}}$ by its expression given by (S20) one finds that the first condition reduces to $\tilde{t} > \frac{1}{\min_x r_x} - M$, while the second implies $\tilde{t} > \frac{1}{1 - \max_x r_x} - M$. Finally :

$$\tilde{t} > \max \left[\frac{1}{\min_x r_x}, \frac{1}{1 - \max_x r_x} \right] - M \geq 0. \quad (\text{S22})$$

Since (S20) already enforces $\sum_x a_x^{\tilde{t}} = \tilde{t}$, \tilde{t} becomes the only free parameter of our problem. Hence choosing any value of \tilde{t} fulfilling (S22) induces a set of $a_x^{\tilde{t}}$ fulfilling (S19).

Note that a pseudo-Laplace's could be build based on any other prior information. Assuming such a prior information is contained into a distribution $\boldsymbol{\pi}$, the gambler now enforces: $b_x^{\text{ps-LAPL}, t=1} = \frac{a_x^{\tilde{t}} + 1}{\tilde{t} + M} = \pi_x$.

EQUIVALENCE BETWEEN LAPLACE ESTIMATOR AND UNIVERSAL ESTIMATOR

The so-called universal portfolio is [11]:

$$b_x^{\text{UNIV}, t+1} = \frac{\int_{\mathbb{R}_+^M} d\mathbf{b} \delta(\sum_{\tilde{x}} b_{\tilde{x}} - 1) b_x C[\mathbf{b}, t | \mathbf{x}^t]}{\int_{\mathbb{R}_+^M} d\mathbf{b} \delta(\sum_{\tilde{x}} b_{\tilde{x}} - 1) C[\mathbf{b}, t | \mathbf{x}^t]}. \quad (\text{S23})$$

Kelly's model allows an explicit computation of (S23) which isn't possible in the general framework of portfolio theory. Indeed one can use (S1) to compute both integral in (S23):

$$\begin{aligned} \int_{\mathbb{R}_+^M} d\mathbf{b} \delta\left(\sum_{\tilde{x}} b_{\tilde{x}} - 1\right) b_x C[\mathbf{b}, t | \mathbf{x}^t] &= O \int_{\mathbb{R}_+^M} d\mathbf{b} \delta\left(\sum_{\tilde{x}} b_{\tilde{x}} - 1\right) \prod_{\tilde{x}} b_{\tilde{x}}^{n_{\tilde{x}}^t + \delta_{x,\tilde{x}}} \\ &= O \frac{(n_x^t + 1)! \prod_{\tilde{x} \neq x} n_{\tilde{x}}^t!}{(t + M)!}, \end{aligned} \quad (\text{S24})$$

where $O \equiv \prod_{x=1}^M o_x^{n_x^t}$. The denominator is computed similarly:

$$\begin{aligned} \int_{\mathbb{R}_+^M} d\mathbf{b} \delta\left(\sum_{\tilde{x}} b_{\tilde{x}} - 1\right) C[\mathbf{b}, t | \mathbf{x}^t] &= O \int_{\mathbb{R}_+^M} d\mathbf{b} \delta\left(\sum_{\tilde{x}} b_{\tilde{x}} - 1\right) \prod_{\tilde{x}} b_{\tilde{x}}^{n_{\tilde{x}}^t} \\ &= O \frac{\prod_{\tilde{x}} n_{\tilde{x}}^t!}{(t + M - 1)!}. \end{aligned} \quad (\text{S25})$$

Taking the quotient leads to the claimed equivalence between universal portfolio and Laplace's estimate:

$$b_x^{\text{UNIV}, t+1} = \frac{n_x^t + 1}{t + M} = b_x^{\text{LAPL}, t+1}. \quad (\text{S26})$$

COMPUTATION OF THE ASYMPTOTIC BEHAVIORS OF THE AVERAGE LOG-CAPITAL

Uncorrelated races

Each component of \mathbf{n}^t is given by the sum of independent R.V.:

$$n_x^t = \sum_{i=1}^t (n_x^i - n_x^{i-1}) \equiv \sum_{i=1}^t w_x^i, \quad (\text{S27})$$

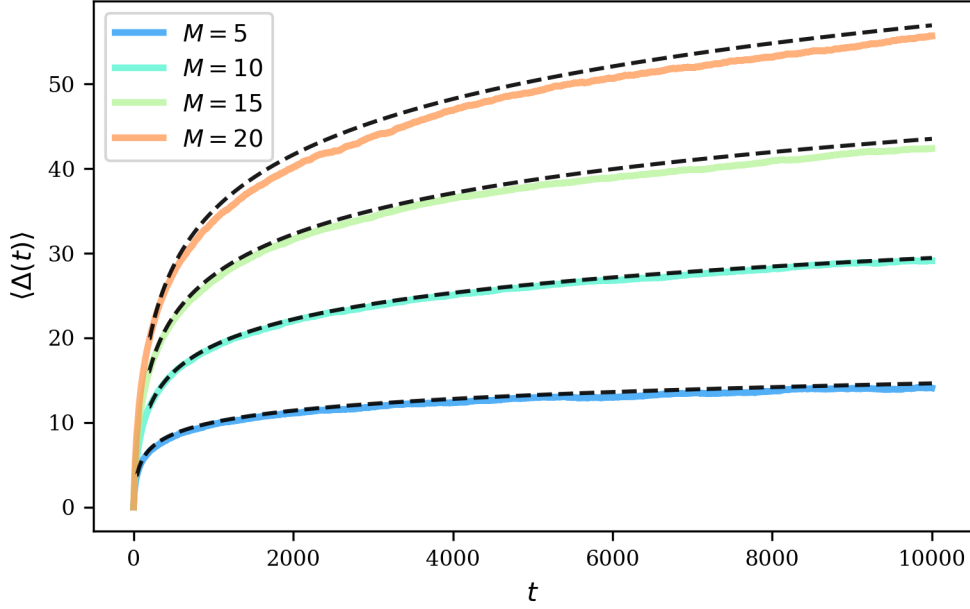


FIG. S4. Behavior of $\Delta(t)$ averages over 1000 realizations of the races keeping \mathbf{p} constant with $\epsilon = 0.1$ for different value of M . We plot the numerical curve (color curves) with adaptive strategies in Kelly's horse races model its analytical expression (black dotted curve) given by (S35) for $t_0 = \max_x p_x^{-1} + 1$.

where $w_x^i = 1$ if x wins the race i (with probability p_x), 0 if it loses (with probability $(1 - p_x)$). One immediately sees that: $\mathbb{E}_W[w_x] = p_x$ and $\sigma_x^2 \equiv \mathbb{E}_W[(w_x - \mathbb{E}_W[w_x])^2] = p_x(1 - p_x)$. Hence the application of the central limit theorem (CLT) gives:

$$n_x^t \underset{t \rightarrow \infty}{\approx} p_x t + \sqrt{t} \sigma_x \cdot z_t, \quad (\text{S28})$$

where z_t is the realization at time t of Z , a standard Gaussian R.V. of mean 0 and variance 1. Note that the leading order of (S28) ensures that Laplace's rule converges to p_x when the number of race increases. Plugging the expression of n_x^t obtained with the CLT in $\log b_{x_{t+1}}^{\text{LAPL}, t+1}$ reads:

$$\log b_{x_{t+1}}^{\text{LAPL}, t+1} = \log \left(\frac{p_{x_{t+1}} t + \sqrt{t} \sigma_{x_{t+1}} z_{t+1}}{t + M} \right) \quad (\text{S29})$$

$$\approx \log p_{x_{t+1}} + \frac{1}{\sqrt{t}} \frac{\sigma_{x_{t+1}}}{p_{x_{t+1}}} z_{t+1} - \frac{1}{2} \left(\frac{\sigma_{x_{t+1}}}{p_{x_{t+1}}} z_{t+1} \right)^2 + \frac{1}{p_{x_{t+1}} t} - \frac{M}{t}. \quad (\text{S30})$$

The expansion (S30) of the log will be valid when $t > \max \left[\frac{1}{\min_x p_x}, M \right]$. Because the sum of the components of \mathbf{p} is equal to 1, $\min_x p_x \leq \frac{1}{M}$. The condition of the expansion is then $t > \min_x p_x^{-1}$. Hence:

$$\left\langle \log p_{x_{t+1}} - \log b_{x_{t+1}}^{\text{LAPL}, t+1} \right\rangle \approx \left\langle \frac{M}{t} - \frac{1}{p_{x_{t+1}} t} \right\rangle + \left\langle \frac{1}{2} \left(\frac{\sigma_{x_{t+1}}}{p_{x_{t+1}}} z_{t+1} \right)^2 \right\rangle - \left\langle \frac{1}{\sqrt{t}} \frac{\sigma_{x_{t+1}}}{p_{x_{t+1}}} z_{t+1} \right\rangle. \quad (\text{S31})$$

The ensemble average is defined here as: $\langle (\cdot) \rangle \equiv \mathbb{E}_X[\mathbb{E}_Z[(\cdot)] | \mathbf{p}] = \sum_x p_x \cdot \mathbb{E}_Z[(\cdot)]$. Following this definition (S31) reduces to:

$$\left\langle \log p_{x_{t+1}} - \log b_{x_{t+1}}^{\text{LAPL}, t+1} \right\rangle \approx \frac{M - 1}{2t}. \quad (\text{S32})$$

As the regret is an additive quantity, it can be split:

$$\langle \Delta(t) \rangle = \langle \Delta(t_0) \rangle + \left\langle \sum_{i=t_0+1}^t \log p_{x_i} - \log b_{x_i}^{\text{LAPL}, i} \right\rangle. \quad (\text{S33})$$

Our previous result on the average discrepancy between Kelly's strategy (S32) rests upon the expansion of the logarithm (S30), so t_0 should be chosen such that the latter is valid. Then taking $t_0 > \min_x p_x^{-1}$ one could insert (S32) in (S33):

$$\langle \Delta(t) \rangle \approx \langle \Delta(t_0) \rangle + \frac{M-1}{2} \sum_{i=t_0+1}^t \frac{1}{i}. \quad (\text{S34})$$

The terms of the harmonic series are known to diverge in a logarithmic fashion, hence we recover the expression given in the main text:

$$\langle \Delta(t) \rangle \approx \langle \Delta(t_0) \rangle + \frac{M-1}{2} \log \frac{t}{t_0+1}. \quad (\text{S35})$$

Figure S4 shows the behavior of $\langle \Delta(t) \rangle$ for several values of M . Finally noticing that: $D_{\text{KL}}(\mathbf{p} \parallel \mathbf{b}^{\text{LAPL}, t}) \equiv \sum_x p_x [\log p_x - \log b_x^{\text{LAPL}, t}] = \langle \log p_x - \log b_x^{\text{LAPL}, t} \rangle$, (S32) already provides the expression of the KL-divergence between Laplace's estimate and \mathbf{p} .

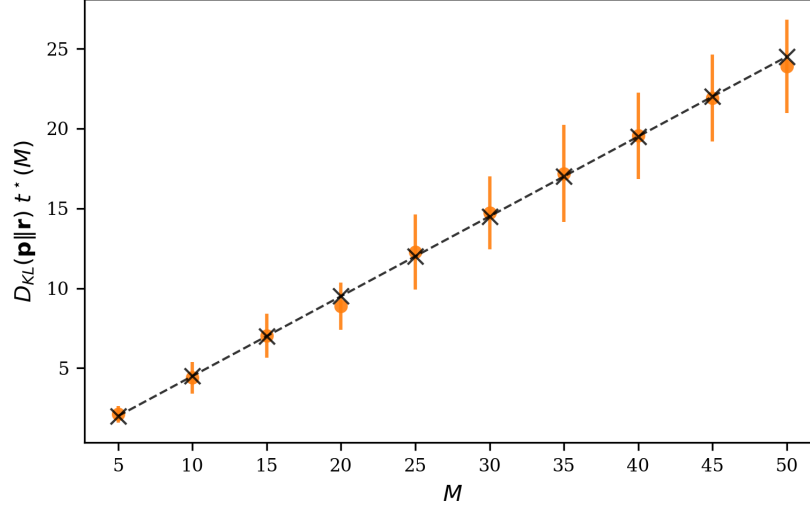


FIG. S5. Re-scaled learning time t^* for increasing values of M . The black dotted curve corresponds to the value predicted by the equation (7) of the main text, and the orange dots are the values found by numerical computation. For each value of M a vector \mathbf{p} is chosen, after that we draw 50 realizations of the races to compute the learning time of the average log-capital, then we repeat this last step 50 times to get a statistic on the optimal time of the average log-capital. For all value of M , $\epsilon = 0.1$.

Pseudo-Laplace's estimate

One can proceed the same in the case of pseudo-Laplace's estimate to find that the discrepancy from Kelly's estimate reads:

$$\log p_x - \log b_x^{\text{ps-LAPL}, t+1} \approx \frac{\tilde{t} + M}{t} + \frac{1}{2t} \frac{1 - p_x}{p_x} z_t^2 - \sqrt{\frac{1 - p_x}{p_x t}} z_t - \frac{a_x^{\tilde{t}} + 1}{p_x t}. \quad (\text{S36})$$

As the average of the last term in (S36) is $\left\langle \frac{a_x^t + 1}{p_x \cdot t} \right\rangle = \sum_x p_x \cdot \frac{a_x^t + 1}{p_x t} = \frac{\tilde{t} + M}{t}$, the average discrepancy from Kelly's estimate is asymptotically the same for a pseudo and a classical Laplace's estimate:

$$\langle \log p_x - \log b_x^{\text{ps-LAPL}, t+1} \rangle \approx \frac{M-1}{2t}. \quad (\text{S37})$$

This is somewhat logical because in the long run the information of the prior becomes negligible with respect to the information contained in the likelihood.

Markov races

The CLT on the components of \mathbf{n}^t should be modified to take into account the correlations. Indeed correlations add a new random variable τ_y^t , defined as the total number of time horse y won during the t past races. τ_y^t could also be expressed via the CLT and the expansion of $n_{x|y}^t$ now involves τ_y^t instead of t :

$$\begin{aligned} n_{x|y}^t &\approx p_{x|y} \tau_y^t + \sqrt{\tau_y^t \sigma_{x|y}} \cdot z_t \\ \tau_y^t &\approx p_y^s t + \sqrt{t} \sigma_y \cdot w_t \end{aligned}, \quad (\text{S38})$$

where $\sigma_{x|y} \equiv p_{x|y}(1 - p_{x|y})$ (and similarly for σ_y) and \mathbf{p}^s , the steady-state probability of winning, is well defined as our underlying Markov chain is irreducible. Expanding the square root yields:

$$\sqrt{\tau_y^t} \approx \sqrt{p_y^s t} + \frac{1}{2} \frac{\sigma_y w_t}{\sqrt{p_y^s}}. \quad (\text{S39})$$

The logarithm of our estimate is given by:

$$\log b_{x_{t+1}|y_t}^{\text{LAPL}, t+1} = \log \left(n_{x_{t+1}|y_t}^t + 1 \right) - \log \left(\tau_{y_t}^t + M \right). \quad (\text{S40})$$

In what comes next we will denote (\diamond) terms that are of null average. The first terms of (S40) reads:

$$\log \left(n_{x_{t+1}|y_t}^t + 1 \right) \approx \log \left(1 + p_{x_{t+1}|y_t} p_{y_t}^s t + \sqrt{t} p_{x_{t+1}|y_t} \sigma_{y_t} w_{t+1} + \sqrt{p_{y_t}^s t} \sigma_{x_{t+1}|y_t} z_{t+1} + \frac{1}{2} \frac{\sigma_{y_t} \sigma_{x_{t+1}|y_t} w_{t+1} z_{t+1}}{\sqrt{p_{y_t}^s}} \right) \quad (\text{S41})$$

$$\approx \log p_{x_{t+1}|y_t} + \log p_{y_t}^s t + \frac{1}{p_{y_t}^s p_{x_{t+1}|y_t} t} - \frac{1}{2t} \left(\frac{\sigma_{y_t}^2 w_{t+1}^2}{p_{y_t}^s} + \frac{\sigma_{x_{t+1}|y_t}^2 z_{t+1}^2}{p_{x_{t+1}|y_t} p_{y_t}^s} \right) + (\diamond). \quad (\text{S42})$$

While the expansion of the second term of (S40) yields:

$$\log \left(\tau_{y_t}^t + M \right) \approx \log p_{y_t}^s t + \log \left(1 + \frac{M}{p_{y_t}^s t} + \frac{\sigma_{y_t} w_{y_t}}{\sqrt{t} p_{y_t}^s} \right) \quad (\text{S43})$$

$$\approx \log p_{y_t}^s t + \frac{M}{p_{y_t}^s t} - \frac{1}{2} \frac{\sigma_{y_t}^2 w_{y_t}^2}{\sqrt{t} p_{y_t}^s} + (\diamond). \quad (\text{S44})$$

The expansions (S42) (S44) are valid provided t follows:

$$t > \max[t_1, t_2] \quad \text{with} \quad \begin{cases} t_1 \equiv \max_{x,y} \left[\frac{1}{p_y^s p_{x|y}} \right] \\ t_2 \equiv \max_{x,y} \left[\frac{1}{2} \frac{1}{p_y^s} \sqrt{\frac{1 - p_y^s}{p_y^s}} \sqrt{\frac{1 - p_{x|y}}{p_{x|y}}} \right] \end{cases}. \quad (\text{S45})$$

Note that the condition to expand $\sqrt{\tau_y^t}$ in the CLT of $n_{x|y}^t$ are automatically satisfied for any t fulfilling (S45).

The ensemble average in the case of correlated races is defined by: $\langle (\cdot) \rangle \equiv \sum_{x,y} p_{x,y} \cdot \mathbb{E}_{Z,W}[(\cdot)] = \sum_{x,y} p_y^s p_{x|y} \cdot \mathbb{E}_{Z,W}[(\cdot)]$. Applying this definition reads:

$$\left\langle \log p_{x_{t+1}|y_t} - \log b_{x_{t+1}|y_t}^{\text{LAPL}, t+1} \right\rangle \approx \frac{M(M-1)}{2t}. \quad (\text{S46})$$

Summing (S46) from a t_0 that satisfies the condition (S45) gives:

$$\langle \Delta(t) \rangle \approx \langle \Delta(t_0) \rangle + \frac{M(M-1)}{2} \log \frac{t}{t_0 + 1}. \quad (\text{S47})$$

Arbitrary long correlations

The case of longer correlations is similar to classical Markov races. Indeed let's call n the length of the correlation, the realization at time t of the R.V. X depends now on $\mathbf{Y}_t \equiv [x_t, x_{t-1}, \dots, x_{t-n+1}]$. As for $t \geq n$, $\mathbb{P}[x_{t+1} | \mathbf{Y}_t \mathbf{Y}_{t-1} \dots \mathbf{Y}_n] = \mathbb{P}[x_{t+1} | \mathbf{Y}_t] \equiv p_{x_{t+1} | \mathbf{Y}_t}$, hence we recover a Markovian process. Then the CLT is expressed as before:

$$\begin{aligned} n_{x | \mathbf{Y}}^t &\approx p_{x | \mathbf{Y}} \tau_{\mathbf{Y}}^t + \sqrt{\tau_{\mathbf{Y}}^t} \sigma_{x | \mathbf{Y}} \cdot z_t \\ \tau_{\mathbf{Y}}^t &\approx p_{\mathbf{Y}}^s t + \sqrt{t} \sigma_{\mathbf{Y}} \cdot w_t \end{aligned} \quad (\text{S48})$$

Doing the exact same steps as above one finds that :

$$\log p_{x_{t+1} | \mathbf{Y}_t} - \log b_{x_{t+1} | \mathbf{Y}_t}^{\text{LAPL}, t+1} \approx \frac{1}{p_{x_{t+1} | \mathbf{Y}_t} p_{\mathbf{Y}_t}^s t} - \frac{M}{p_{\mathbf{Y}_t}^s t} - \frac{1}{2t} \frac{\sigma_{x_{t+1} | \mathbf{Y}_t}^2 z_{t+1}^2}{p_{x_{t+1} | \mathbf{Y}_t}^2 p_{\mathbf{Y}_t}^s} + (\diamond), \quad (\text{S49})$$

again (\diamond) denotes terms that are of null average. The ensemble average is defined as : $\langle (\cdot) \rangle \equiv \sum_{x, \mathbf{Y}} p_{\mathbf{Y}}^s p_{x | \mathbf{Y}} \mathbb{E}_{Z, W}[(\cdot)]$. Applying this definition, remembering that: $\sum_{x, \mathbf{Y}} 1 = M^{n+1}$ and $\sum_{x, \mathbf{Y}} p_{x | \mathbf{Y}} = M^n$, reads:

$$\left\langle \log p_{x_{t+1} | \mathbf{Y}_t} - \log b_{x_{t+1} | \mathbf{Y}_t}^{\text{LAPL}, t+1} \right\rangle \approx \frac{M^n(M-1)}{2t}. \quad (\text{S50})$$

Summing (S50) yields the expression for the regret for arbitrary correlated races:

$$\langle \Delta(t) \rangle \approx \langle \Delta(t_0) \rangle + \frac{M^n(M-1)}{2} \log \frac{t}{t_0 + 1}, \quad (\text{S51})$$

which is valid for a t_0 following the same constrain (S45) replacing $p_{x|y}$ and p_y^s by $p_{x|\mathbf{Y}}$ and $p_{\mathbf{Y}}^s$ respectively.

NUMERICAL SIMULATIONS

The plots throughout the text were obtained using Python. To simulate Kelly's horse race model we first fixed the number of horses M . After fixing M , we pick randomly a vector \mathbf{p} . To take into account the knowledge of the bookmaker, we have introduced a parameter $\epsilon \in [0, 1]$, the inverse odds are then $\mathbf{r} = \mathbf{p} + \epsilon (\boldsymbol{\eta} - \mathbf{p})$ where $\boldsymbol{\eta}$ is a normalized vector chosen randomly. Then fixing the value of ϵ amounts to choose the degree of knowledge of the bookmaker. The two limit cases are: $\epsilon = 0$ for an omniscient bookmaker and $\epsilon = 1$ for a bookmaker that knows nothing about \mathbf{p} . Once \mathbf{p} and \mathbf{r} fixed the ensemble average is done by drawing many realizations of N races knowing the underlying \mathbf{p} (and \mathbf{r}) at each realization Laplace/pseudo-Laplace's strategy require \mathbf{n}^t for $t \in [1, N]$ whose derivation is straightforward for each realization of the N races.