

# Walking droplets as a damped-driven system

Aminur Rahman <sup>\*,†</sup>, J. Nathan Kutz<sup>†</sup>

## Abstract

We consider the dynamics of a droplet on a vibrating fluid bath. This hydrodynamic quantum analog system is shown to elicit the canonical behavior of damped-driven systems, including a period doubling route to chaos. By approximating the system as a compositional map between the gain and loss dynamics, the underlying nonlinear dynamics can be shown to be driven by energy balances in the systems. The gain-loss iterative mapping is similar to a normal form encoding for the pattern forming instabilities generated in such spatially-extended system. Similar to mode-locked lasers and rotating detonation engines, the underlying bifurcations persist for general forms of the loss and gain, both of which admit explicit representations in our approximation. Moreover, the resulting geometrical description of the particle-wave interaction completely characterizes the instabilities observed in experiments.

## 1 Introduction

Over the past decade, walking droplet systems have been studied as hydrodynamic analogs of quantum behavior. First observed in the seminal works of Couder, Fort, *et al.* [1, 2], such droplet systems exhibit a diversity of dynamical behaviors as the droplet interacts with the vibrating fluid bath. Provided the forcing on the bath is large enough (past the Faraday instability of the fluid), the droplet creates persistent waves structures on the bath with each impact. These so-called *pilot waves* interact with the droplet and propel the droplet in the horizontal direction, thereby creating a wave-particle coupled system. Much of the known fluid mechanics and quantum analogs have been documented in review articles of Bush *et al.* [3, 4, 5, 6, 7]. In addition to quantum analogs, the walking droplet system is an example of a damped-driven systems for which there exist canonical underlying bifurcations. Indeed, the droplet system can be mathematically quantified by a discrete map accounting for the energy balance in the system, with the driving (gain) being the simple vibration of the

---

\*Corresponding [arahman2@uw.edu](mailto:arahman2@uw.edu)

<sup>†</sup>Department of Applied Mathematics, University of Washington

bath and the damping (loss) being modeled by the wave-particle contact dynamics and surface tension. These two simple gain-loss mechanisms are sufficient to explain the observed bifurcations, or period-doubling route to chaos, of the hydrodynamic analog system.

While most of the hydrodynamic analogs have focused on recreating quantum-scale behavior, there are other phenomena at larger scales that necessitate quantum properties. Perhaps some of the most compelling quantum-like observations occur on circular corrals [8, 9, 10, 11, 12], elliptical corrals [13], and with tunneling [14, 15]. In the circular corral experiments of Harris *et al.* [8] and Cristea-Platon *et al.* [12], they observe long-time statistics similar to that of the quantum corral experiment [16]. In the elliptical corral studied by Sáenz *et al.* [13] they observe effects similar to that of the quantum mirage [17]. While the circular corral phenomena has been studied analytically, the elliptical corral has yet to be modeled. Similarly, tunneling was observed experimentally quite early on by Eddi *et al.* [14], however a rigorous analytical study was conducted much later by Nachbin *et al.* [15].

In order to make further connections with quantum mechanics it is necessary to develop accurate models of the walking droplet systems. While there are many complex properties, the main features of the phenomenon are the evolution of the pilot wave, the motion of the droplet, and the interaction between the two via discrete impacts. On this front, a thorough fluid mechanics study was conducted by Molaček and Bush [18, 19]. However, it is often necessary to develop simpler more mathematically tractable models that may be simulated using fast numerical techniques. One such model simplifies the interaction between the droplet and bath by ignoring the vertical dynamics and assuming that on average the droplet is propelled horizontally proportional to the gradient of the Bessel-like wavefield from Oza *et al.* [20]. Other simplified models are in the form of discrete dynamical systems by Gilet [21, 11] and Rahman [22], which is the focus of this article.

A significant benefit of simpler dynamical systems models is their amenability to rigorous mathematical analysis. Interesting dynamical behavior such as period doubling and chaos have been observed in experiments [18], however past models were not mathematically tractable enough to rigorously prove these observations. Through the model of Gilet [21] it was conjectured that a droplet confined to a rectangular cavity will experience Neimark–Sacker [23, 24] bifurcations, which was then proved by Rahman and Blackmore [25]. Since Gilet’s model incorporated both the wavefield and droplet dynamics, the bifurcations, and hence the route to chaos is fairly complex. Rahman and Blackmore provide quite detailed analyses of new types of homoclinic bifurcations [26] leading to chaos [27] in a class of dynamical systems that include Gilet’s model [21]. If we consider a simpler domain, such as walking on an annulus, for which we average out the interactions between the droplet and the wavefield, we can derive a 1-D map for the velocity of the droplet. This makes the analysis far more accessible as shown by Rahman [22]. A detailed overview of dynamical models can be found in the review by Rahman and Blackmore [28].

More broadly, damped-driven systems such as the hydrodynamic quantum analog

are universal. Specifically, the energy balance physics is canonical in that it is prevalent in a broader range of driven-dissipative physical systems that are spatio-temporal in nature, including for example, mode-locked lasers [29, 30, 31, 32, 33], rotating detonation engines (RDEs) [34, 35, 36], and optical communications systems [37, 38, 39]. In each of these systems, the gain-loss dynamics produces a universal, underlying bifurcation structure. Specifically, there is an observed period doubling route to chaos as the driving is increased. This instability cascade has been characterized experimentally in two systems: mode-locked lasers [33] and RDEs [34, 35, 36]. The hydrodynamic quantum analog has been experimentally observed [40, 41] to produce the same bifurcating cascade as these systems, showing that the particle-wave interaction dynamics is a manifestation of canonical damped-driven dynamics in spatially extended systems.

The objective of this work is to construct an approximate theoretical framework to model the energy balance in the hydrodynamic quantum analog system. Much like the theoretical reduction of Li *et al.* [32], we construct a discrete mapping which approximates the effects of the gain and loss dynamics for walking droplets on an annulus as shown in Fig. 1. The gain and loss mechanisms are much more complex than the mode-locked laser system considered by Li *et al.* [32] as the droplet-pilot wave interaction is complex, depending both upon the angle of impact of the droplet as well as the phase of the vibrating fluid bath. Regardless, we are able to construct a simple model that highlights the energy balance in the system. Moreover, these simple energy considerations are sufficient to describe the observed bifurcation sequence of period-doubling to chaos [40, 41]. More broadly, such model reductions reflect the observation of Robert May, who was highly influential in popularizing the logistic map, that simple systems can produce quite complicated behavior [42]. Indeed, the logistic map is perhaps the simplest system to characterize damp-driven behavior and thus provides a canonical representation of many more complicated systems.

The remainder of the paper is organized as follows: We begin our discussion by introducing damped-driven systems and their iterative behavior in Sec. 2. To illustrate how standard dynamical systems techniques can be adapted to analyze energy gain-loss maps, we present the logistic map in two steps as a damped-driven system, and show that the usual qualitative analysis using cobweb plots also apply to the two step map. In Sec. 3, we derive an energy gain-loss model of a droplet on an annulus behaving as a kicked rotator [43, 44, 22]. Finally, the investigation is concluded in Sec. 4 with a discussion on the implications of the analysis and future work.




Figure 1: Experimental backdrop of the theoretical framework. The bath is vertically forced at 55 Hz with a maximum acceleration of approximately four times that of gravity. (a) Faraday waves in an annular cavity. (b) Sample trajectory of unsteady, but not yet chaotic, walking on the annulus. The droplet is in the excited walking state with the energy gain (due to the bath) dominating the energy loss (due to the air and deformation). The chronological progression of the droplet is top left to bottom right: blue, red, yellow, purple, green, and finally magenta arrows. [Photo credit: Leviticus James Rhoden]

## 2 Damped-Driven Systems as Maps

The theoretical constructs in this work revolve around approximating continuous spatio-temporal systems, typically modeled by partial differential equations, as discrete maps in time whose spatial field have been parametrized in some way. This gives a significant simplification of the model and allows for simple iteration to characterize the dynamics.

### 2.1 Iterating gain and loss

Our analysis is motivated by mode-locked lasers. Li *et al.* [32] propose a simple iterative model that quantifies the interaction of saturable gain and nonlinear loss in a mode-locked laser cavity. The resulting geometric description of the laser dynamics completely characterizes the generic multi-pulsing instability observed in experiments. In this formulation, the mode-locked pulse energy is computed over one round trip. The exact form of the localized mode-locked pulse solution is unimportant, and it is assumed that the effects of chromatic dispersion, self-phase modulation, nonlinear gain, and the bandwidth gain limitations effectively balance each other to form the mode-locked pulse solution [29, 30]. Indeed, the fundamental premise of mode-locking is that a localized pulse solution exists for a given balance of dispersive and dissipative effects.

An iteration scheme is constructed by approximating the gain and loss dynamics for each round trip of the cavity as discrete events. The gain dynamics in mode-locked



lasers can be modeled in a number of ways, including by a simple gain saturation differential equation [32]. The specific form of gain is not important, rather the fact that it produces an input-output relation for the gain

$$E_{n+1} = G(E_n) \quad (1)$$

where  $E_n$  denotes the energy in the  $n^{\text{th}}$  round trip of the cavity and where  $G(E_n)$  specifies the gain curve.

The nonlinear loss in the cavity, i.e., the saturable absorption or saturation fluency curve, is modeled by a simple transmission function:

$$E_{n+1} = T(E_n) \quad (2)$$

The transmission function  $T(E_n)$  can vary significantly from experiment to experiment, especially for very high input energies. Importantly, this also produces an input-output relationship like (1).

This simple separation of the gain and loss gives a composition mapping over a single round trip of the laser cavity

$$E_{n+1} = T(G(E_n)). \quad (3)$$

Fixed points of this map represent energy balanced solutions. However, because of the mapping itself, a diversity of dynamics can be observed, including the canonical period-doubling bifurcation to chaos [32]. In the original application of mode-locked lasers, there are numerous theoretical models for accounting for the physical mechanisms for producing nonlinear gains and losses [29, 30], including saturable absorption [45], polarization rotation [46], mode-coupling [47, 48], long-period fiber gratings [49], and phase-sensitive amplification [50]. Each of these methods produces their own unique  $T(\cdot)$  and  $G(\cdot)$ , but the dynamics in each case is the same: a period doubling route to chaos is observed. Thus the dynamics are observed to be insensitive and robust to the specific form of the transmission functions.

The goal in what follows is to generalize this framework in order to accommodate it to the hydrodynamic quantum analog system. Specifically, we develop models from the governing hydrodynamics equations to approximate both  $T(\cdot)$  and  $G(\cdot)$ . More importantly, we show how the simple logistic map exhibits many of the universal properties needed for our gain-loss analysis.

## 2.2 The logistic map in two steps

To give a simple example of how a two-step map can be formulated for the gain-loss dynamics and the  $T(\cdot)$  and  $G(\cdot)$ , we consider a reformulation of the logistic map [42]. Consider the simple logistic map

$$E_{n+1} = rE_n - rE_n^2. \quad (4)$$

where  $E_n$  is again the energy at the  $n^{\text{th}}$  iteration. Suppose we know that most of the population gain occurs in a cycle that can be written as  $E_{n+1}^{\text{gain}} = rE_n^2$ . Then the

next cycle needs to include the respective loss that brings the map back to the value of the original logistic map, hence we solve for  $E_n$  as a function of  $E_{n+1}^{\text{gain}}$ , and plug it back into the logistic map, which yields our loss:  $E_{n+1}^{\text{loss}} = \sqrt{rE_{n+1}^{\text{gain}}} - E_{n+1}^{\text{gain}}$ . This yields the full two step system,

$$\begin{aligned} E_{n+1}^{\text{gain}} &= r (E_n^{\text{loss}})^2 = G(E_n^{\text{loss}}), \\ E_{n+1}^{\text{loss}} &= \sqrt{rE_{n+1}^{\text{gain}}} - E_{n+1}^{\text{gain}} = T(E_{n+1}^{\text{gain}}); \end{aligned} \quad (5)$$

Just as with the original logistic map, we can employ cobweb plots to visualize the dynamics. In a standard cobweb plot the curve  $E_{n+1} = f(E_n)$  and the line  $E_{n+1} = E_n$  (i.e., the candidate fixed points) is sketched in Cartesian coordinates. To create the cobweb, a vertical line from  $E_{n+1} = E_n$  to  $E_{n+1} = f(E_n)$  is used to iterate to the next value, and a horizontal line from  $E_{n+1} = f(E_n)$  to  $E_{n+1} = E_n$  is used to iterate the state of the system (for example,  $E_n \mapsto E_{n+1}$ ). To achieve the same results in the two step system (5), as shown in Li *et al.* [32], we draw a horizontal line from the loss curve to the gain curve (a function with respect to the ordinate) for the gain cycle, and a vertical line from the gain curve to the loss curve (a function with respect to the abscissa) for the loss cycle. A side-by-side comparison is shown in Fig. 2. The figures provide evidence of the topological equivalence between the iterates of the two maps.

### 3 Energy-based formulation of kick-type model

In this section we consider the kick model of Rahman [22]. Their model describes the averaged changes of velocity for a walker in an annular cavity with bath forcing above the Faraday wave threshold as a discrete dynamical system of the form

$$v_{n+1} = C \left[ v + K \sin(\omega v_n) e^{-\nu v_n^2} \right], \quad (6)$$

where  $v_n$  is the velocity after the  $n^{\text{th}}$  impact,  $C \ll 1$  is the damping factor, and  $K = \frac{-\pi e^{\nu \pi^2}}{\sin(\pi \omega)}$  is the kick strength derived analytically to satisfy functional properties on the annulus [22]. Further,  $\omega = 31/2$  and  $\nu = \omega^2/8.4\pi^2$  are the wavenumber and damping parameter from the experiments of Filoux *et al.* [51]. In their study, Rahman [22], rigorously analyzed the model and used standard Dynamical Systems tools, such as cobweb plots, to illustrate the analysis. This gives us an opportunity to compare the cobweb plots from the energy formulation with the standard Dynamical Systems formulation, which may not always be possible to derive for all systems.

First let us write the recurrence relation in terms of the nondimensional kinetic energy,

$$v_{n+1}^2 = C^2 v_n^2 + C^2 K^2 \sin^2(\omega v_n) e^{-2\nu v_n^2} + C^2 K v_n \sin(\omega v_n) e^{-\nu v_n^2},$$

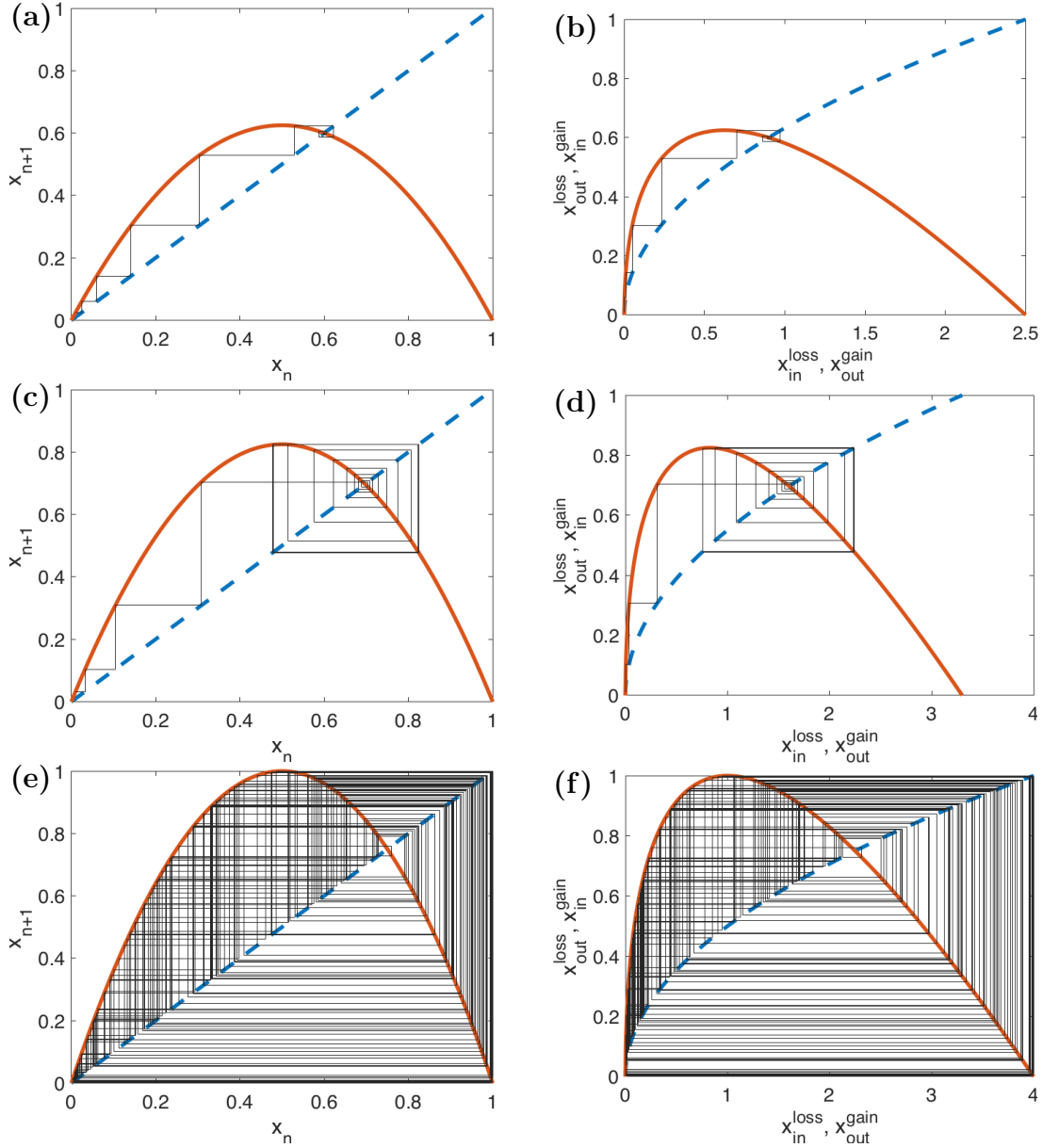


Figure 2: Comparison of the original logistic map [42] **(a, c, e)** and the two step logistic map (5) **(b, d, f)** for  $r = 2.5$  (stable fixed point),  $3.3$  (two-cycle), and  $4$  (chaotic behavior). Wide solid (red) curves represent the right hand side of the original Logistic map **(a, c, e)** and the gain curve of the two step Logistic map **(b, d, f)**. Dashed (blue) lines represent the fixed point line for the original Logistic map **(a, c, e)**, and dashed (blue) curves represent the loss curve of the two step Logistic map **(b, d, f)**. The thin dark lines illustrate the cobweb plot.

which can be written as

$$E_{\text{out}} = C^2 E_{\text{in}} + C^2 K^2 \sin^2(\omega \sqrt{E_{\text{in}}}) e^{-2\nu E_{\text{in}}} + C^2 K \sqrt{E_{\text{in}}} \sin(\omega \sqrt{E_{\text{in}}}) e^{-\nu E_{\text{in}}}. \quad (7)$$

In this setup all the energy loss will come from the damping factor, and therefore we can write  $E_{\text{out}}^{\text{loss}} = C^2 E_{\text{in}}$ . Solving for  $E_{\text{in}}$  and plugging into (7) gives us

$$E_{\text{out}} = E_{\text{out}}^{\text{loss}} + C^2 K^2 \sin^2(\omega \sqrt{E_{\text{out}}^{\text{loss}}/C}) e^{-2\nu E_{\text{out}}^{\text{loss}}/C^2} + C K \sqrt{E_{\text{out}}^{\text{loss}}} \sin(\omega \sqrt{E_{\text{out}}^{\text{loss}}/C}) e^{-\nu E_{\text{out}}^{\text{loss}}/C^2}.$$

We define  $E_{\text{out}}^{\text{loss}}$  as the energy of the system after incurring losses, and  $E_{\text{out}}^{\text{gain}}$  as the energy of the system after gaining energy. Further, since this is a recurrence relation,  $E_{\text{in}}^{\text{gain}} = E_{\text{out}}^{\text{loss}}$  and  $E_{\text{in}}^{\text{loss}} = E_{\text{out}}^{\text{gain}}$ . Then we can write the loss and gain functions as

$$E_{\text{out}}^{\text{loss}} = C^2 E_{\text{in}}^{\text{loss}}, \quad (8a)$$

$$E_{\text{out}}^{\text{gain}} = E_{\text{in}}^{\text{gain}} + C^2 K^2 \sin^2(\omega \sqrt{E_{\text{in}}^{\text{gain}}/C}) e^{-2\nu E_{\text{in}}^{\text{gain}}/C^2} + C K \sqrt{E_{\text{in}}^{\text{gain}}} \sin(\omega \sqrt{E_{\text{in}}^{\text{gain}}/C}) e^{-\nu E_{\text{in}}^{\text{gain}}/C^2} \quad (8b)$$

The system is sensitive to the damping factor  $C$  and the energy gained or lost will depend on the relation between  $C$  and  $K$ , which we illustrate in Fig. 3. When the energy gained and lost are balanced, for example at  $C = 1/10K$ , the walker walks at a steady velocity, which has also been observed experimentally [51]. The droplet then transitions to chaotic walking, but the difficulty of precise measurements at the point of bifurcation makes experiments prohibitive in this parameter regime. From the model we observe a period doubling bifurcation, and when we increase  $C$  to  $C = 1/6K$  we observe a two cycle in the energy domain, which manifests itself as a two-step jump where there is a quick bounce followed by a larger bounce. Finally, the droplet trajectory becomes chaotic, for example at  $C = 1/2K$ , where the droplet motion is quite disordered and switches between clockwise and counter-clockwise directions on the annulus.

In this setup, increasing the bifurcation parameter  $C$  will give us the same bifurcations that were analytically proved to exist in [22] as shown in Fig. 4. In the figure the system bifurcates from having only a trivial fixed point to having two fixed points (the other being non-trivial) as the parameter is increased from  $C = 1/20K$  to  $C = 1/4K$ . Further bifurcations occur as we increase the parameter from  $C = 1/4K$  to  $C = 1/K$  where the system goes through an increasing number of intersections including both transverse and tangential.

The dynamics of the damped-driven system of (8) is further illustrated in the form of cobweb plots. In [22], Rahman illustrated the route to chaos using  $C = 1/20K$ ,  $C = 1/4K$ , and  $C = 1/K$  to complement the proofs, however it is shown that  $C = 1/4K$  contains a 3-cycle window, and in fact seemingly random trajectories start appearing before that point. With the energy gain-loss formalism of the damped-driven system it is possible to zoom into the transition to chaos using  $C = 1/7K$ ,

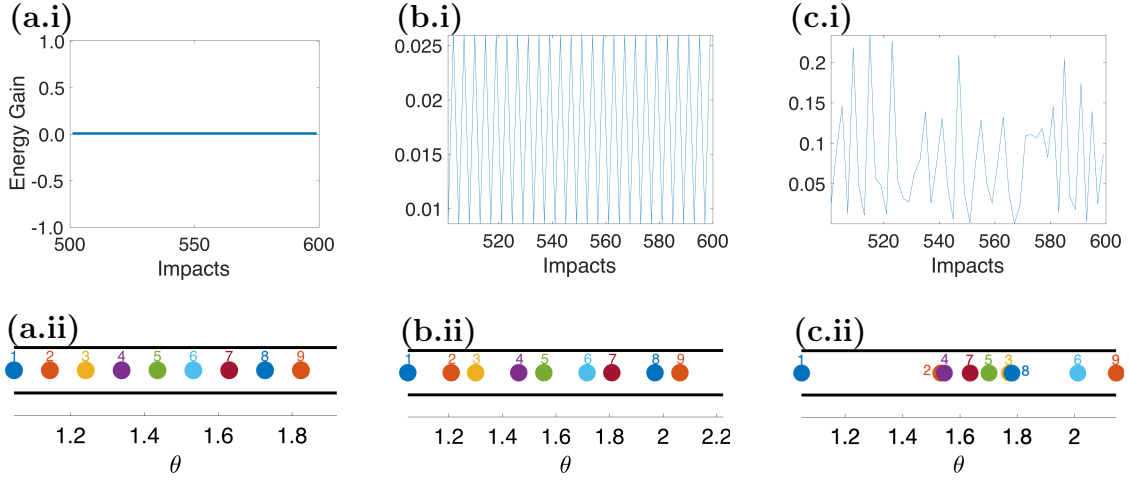


Figure 3: Transition from the steady walking phase with  $C = 1/10K$  (a) to the two-step walking with  $C = 1/6K$  (b), and finally to chaotic walking with  $C = 1/2K$  (c). (a.i, b.i, c.i) Time series plots for the energy gain,  $E_{\text{out}}^{\text{gain}}$ . (a.ii, b.ii, c.ii) Sample trajectories of nine subsequent impacts for the walker on an annulus (straightened out for visual purposes).

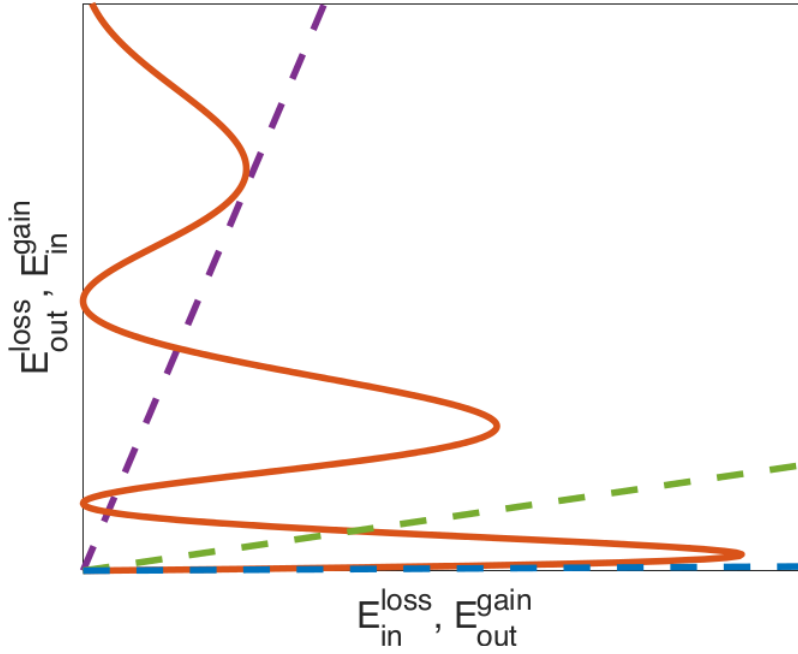


Figure 4: Relation between the loss (dashed lines) (8a) and gain (solid red) curves (8b) at different scales (hence the lack of axis values). From smallest to largest slope, the loss curves represent (8a) with  $C = 1/20K$  (blue),  $C = 1/4K$  (green), and  $C = 1/K$  (purple). For  $C = 1/20K$  there are no non-trivial fixed points, for  $C = 1/4K$  there exists a single non-trivial fixed point, and at  $C = 1/K$  there are several non-trivial fixed points.



$C = 1/6K$ , and  $C = 1/5K$ . We illustrate this transition in Fig. 5 where the system graduates from a sink at  $C = 1/7K$ , to low period orbits at  $C = 1/6K$ , to high period seemingly random orbits at  $C = 1/5K$ , and finally full-scale chaos at  $C = 1/K$ .

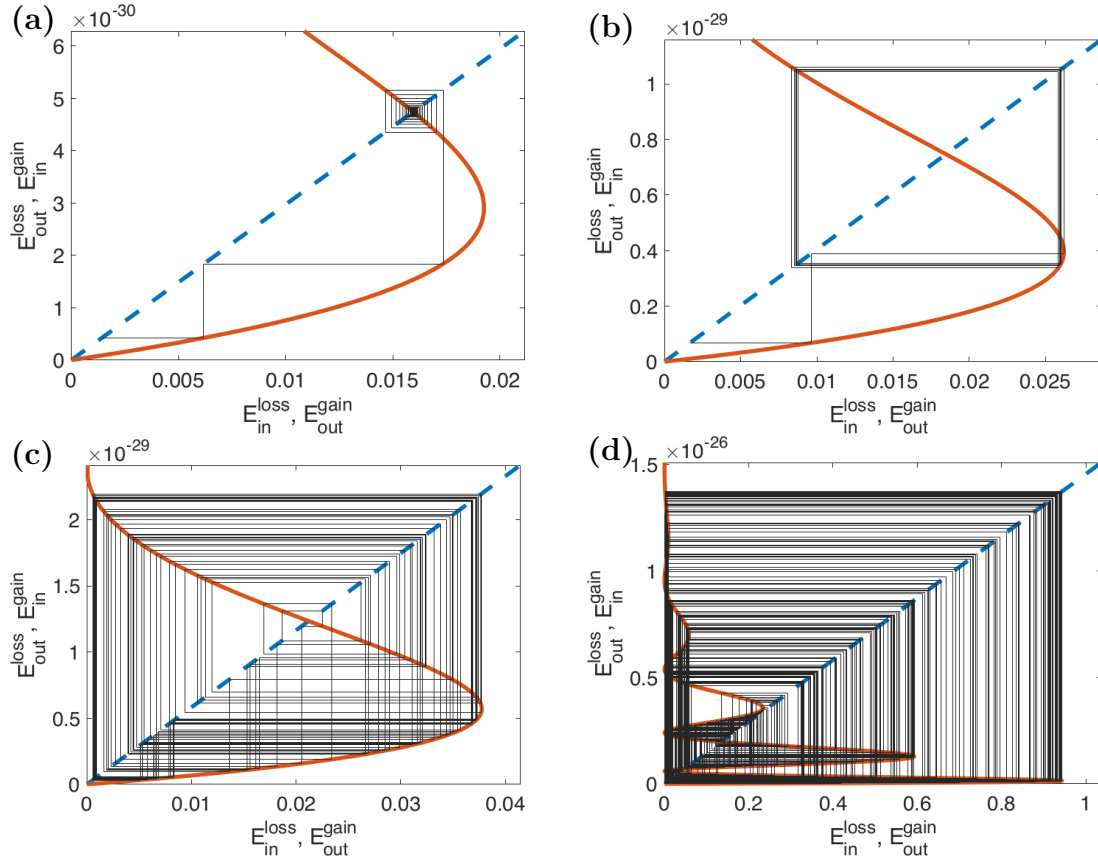


Figure 5: Cobweb plots illustrating the route to chaos. (a) Convergence to non-trivial fixed point for  $C = 1/7K$ . (b) Convergence to a low-period orbit for  $C = 1/6K$ . (c) Evidence of seemingly random orbits of arbitrarily large period emerge for  $C = 1/5K$ . (d) Full-scale chaos for  $C = 1/K$  as proved in [22].

A more global view of the bifurcation structure, and hence the route to chaos can be observed in a bifurcation diagram. It is proved in [22] that the system (6) has a period doubling route to chaos via a flip bifurcation. The same bifurcation structure is observed in the energy gain-loss formulation of the kick model. In Fig. 6 we plot the period doubling bifurcation. As we increase the bifurcation parameter  $C$  we observe that the period of the attractors eventually become arbitrarily large, which is an indicator of chaotic dynamics. While a three cycle is also observed, the proof of Li and Yorke [52] only applies to 1-dimensional maps, and therefore in this case is an interesting observation that complements the proof for the 1-D kick map [22].

The more geometric bifurcation analysis of the energy gain-loss, compared to the more algebraic analysis of the velocity map in [22], reveals windows of excitation

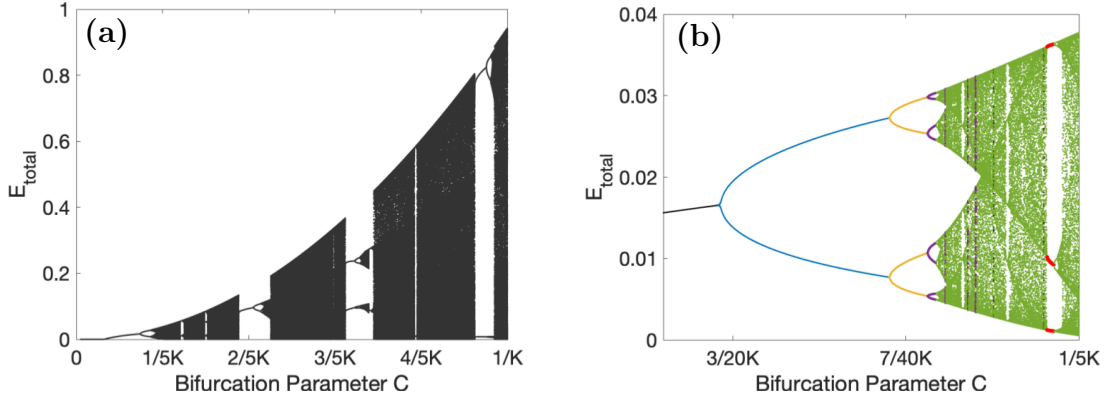


Figure 6: Bifurcation diagram illustrating period doubling bifurcations that give way to orbits of arbitrarily large periods. **(a)** The full bifurcation diagram from  $C = 0$  to  $C = 1/K$ . **(b)** A zoomed in bifurcation diagram from  $C = 7/50K$  to  $C = 1/5K$ . The black curves represent single fixed points, the blue curves represent two cycles, the yellow curves represent four cycles, the purple curves represent eight cycles, and the green curves represent longer periodic orbits. Finally, the red curves represent three cycles, which in the original 1-D kick map (6), was sufficient to prove chaos [22]

and of energy balance. This will help guide experiments to the approximate location in parameter space of these states. In doing so we will be able to manipulate the experiments to make stronger connections with systems that rely heavily on the properties of quantum mechanics. For example, the analysis in this work could guide the creation of an analog for quantum saturable absorbers by using the Energy gain-loss dynamics of mode-locked lasers [32] and inferring the necessary physical additions to the annular cavity.

## 4 Conclusion

Damped-driven systems pervade the engineering, physical, and biological sciences. Despite the diversity of the underlying physics characterizing such systems, they exhibit a common bifurcation structure that is dictated by energy balance considerations. By separating nonlinear gains and losses, such systems can be represented by compositional mappings. The wave-particle interaction dynamics of the hydrodynamic quantum analog system is yet another canonical example of a spatio-temporal system whose gain-loss dynamics produce the universal period-doubling cascade to chaos.

Although the governing equations for a droplet interacting with a vibrating fluid bath are quite complex, simplifications of the system [22] allow us to construct a two-step map which disambiguates losses from gain, or damping from driving. Our analysis provides explicit approximations for the gain and loss experienced by the droplet system over a short time interval, allowing us to average over spatial effects

and construct a compositional map that correctly captures the underlying bifurcations exhibited by the hydrodynamic quantum analog system. First we treat this superficially through the timeseries data of the model correlated with experimentally validated sample trajectories. Then we observe the possible intersections between the energy gain and loss curves, which yield cobweb plots that show the transition to chaos. A non-trivial sink bifurcates into a two-cycle, then orbits of high periodicity, and finally to seemingly random orbits. Finally, this is verified by bifurcation diagrams of the route to chaos through several period-doubling bifurcations.

The paper also lays the foundational structure upon which the more difficult problem of characterizing the energy gain and loss in the full hydrodynamic-kinematic system can be constructed. This future work would involve detailed measurements and calculations of the interaction between the droplet and the wave, and also the nonlinear drag due to the intermediate Reynold's number of the air in the presence of the droplet. Indeed there are many more physical considerations in the full hydrodynamic-kinematic case, but it is evident that the underlying dynamics remain the same. There are energy gains due to the bath acceleration, and losses due to the hydrodynamic-kinematic interactions. Competition between the two should lead to the same bifurcation structure presented in this foundational work.

The hydrodynamic quantum analog system is part of a broader class of damped-driven systems, all of which exhibit the same underlying parametric behavior and bifurcation structure. This includes models from laser physics to rocket engines. Thus despite the diversity of physics, the compositional mapping acts as a normal form [53] encoding for pattern forming instability under very general conditions [54] for the loss and gain.

## Acknowledgment

Thanks are due to J.W.M. Bush, D. Harris, and G. Pucci for informative discussions. A.R. and J.N.K. appreciate the support of the Amath department at UW. The authors would also like to credit their Amath 499 undergraduate student, L.J. Rhoden for the videos used for Fig. 1. The work of J.N.K. was also supported in part by the US National Science Foundation (NSF) AI Institute for Dynamical Systems (dynamicsai.org), grant 2112085.

# References

- [1] Y. Couder, S. Protiere, E. Fort, and A. Boudaoud. Dynamical phenomena: Walking and orbiting droplets. *Nature*, 437:208, 2005.
- [2] Y. Couder and E. Fort. Single-particle diffraction and interference at a macroscopic scale. *Phys. Rev. Lett.*, 97:154101, 2006.
- [3] J.W.M. Bush. Quantum mechanics writ large. *Proc. Nat. Acad. Sci.*, pages 1–2, 2010.
- [4] J.W.M. Bush. Pilot-wave hydrodynamics. *Ann. Rev. Fluid Mech.*, 49:269–292, 2015.
- [5] J.W.M. Bush. The new wave of pilot-wave theory. *Physics Today*, 68(8):47–53, 2015.
- [6] J. W. M. Bush and A. U. Oza. Hydrodynamic quantum analogs. *Reports on Progress in Physics*, 84:017001, 2021.
- [7] S. Turton, Miles Couchman, and J. W. M. Bush. A review of the theoretical modeling of walking droplets: Towards a generalized pilot-wave framework. *Chaos*, 28:096111, 2018.
- [8] D.M. Harris, J. Moukhtar, E. Fort, Y. Couder, and J.W.M. Bush. Wavelike statistics from pilot-wave dynamics in a circular corral. *Phys. Rev. E*, 88:011001, 2013.
- [9] A. Oza, D.M. Harris, R.R. Rosales, and J.W.M. Bush. Pilot-wave dynamics in a rotating frame: on the emergence of orbital quantization. *J. Fluid Mech.*, 744:404–429, 2014.
- [10] A. Oza, O. Wind-Willassen, D.M. Harris, R.R. Rosales, and J.W.M. Bush. Pilot-wave dynamics in a rotating frame: Exotic orbits. *Phys. Fluids*, 26:082101, 2014.
- [11] T. Gilet. Quantumlike statistics of deterministic wave-particle interactions in a circular cavity. *Phys. Rev. E*, 93:042202, 2016.
- [12] T. Cristea-Platon, P. Sáenz, and J. W. M. Bush. Walking droplets in a circular corral: Quantization and chaos. *Chaos*, 28:096116, 2018.
- [13] P. Sáenz, T. Cristea-Platon, and J. W. M. Bush. Statistical projection effects in a hydrodynamic pilot-wave system. *Nature Physics*, 14:315–319, 2018.
- [14] A. Eddi, E. Fort, F. Moisy, and Y. Couder. Unpredictable tunneling of a classical wave-particle association. *Phys. Rev. Lett.*, 102:240401, 2009.
- [15] A. Nachbin, P. A. Milewski, and J. W. M. Bush. Tunneling with a hydrodynamic pilot-wave model. *Phys. Rev. F*, 2:011001, 2017.

- [16] M. F. Crommie, C. P. Lutz, and D. M. Eigler. Confinement of electrons to quantum corrals on a metal surface. *Science*, 262:218–220, 1993.
- [17] H. C. Manoharan, C. P. Lutz, and D. M. Eigler. Quantum mirages formed by coherent projection of electronic structure. *Nature*, 403:512–515, 2000.
- [18] J. Molacek and J.W.M. Bush. Drops bouncing on a vibrating bath. *J. Fluid Mech.*, 727:582–611, 2013.
- [19] J. Molacek and J.W.M. Bush. Droplets walking on a vibrating bath: towards a hydrodynamic pilot-wave theory. *J. Fluid Mech.*, 727:612–647, 2013.
- [20] A. Oza, R.R. Rosales, and J.W.M. Bush. A trajectory equation for walking droplets: hydrodynamic pilot-wave theory. *J. Fluid Mech.*, 737:552–570, 2013.
- [21] T. Gilet. Dynamics and statistics of wave-particle interaction in a confined geometry. *Phys. Rev. E*, 90:052917, 2014.
- [22] Aminur Rahman. Standard map-like models for single and multiple walkers in an annular cavity. *Chaos*, 28:096102, 2018.
- [23] Ju.I. Neimark. On some cases of periodic motions depending on parameters. *Dokl. Akad. Nauk SSSR*, 129:736–739, 1959.
- [24] R. Sacker. On invariant surfaces and bifurcation of periodic solutions of ordinary differential equations. *Report IMM-NYU*, 333:1–62, 1964.
- [25] A. Rahman and D. Blackmore. Neimark-sacker bifurcations and evidence of chaos in a discrete dynamical model of walkers. *Chaos, Solitons & Fractals*, 91:339–349, 2016.
- [26] A Rahman, Y. Joshi, and D Blackmore. Sigma map dynamics and bifurcations. *Regul. Chaotic Dyn.*, 22(6):740–749, 2017.
- [27] Aminur Rahman and D. Blackmore. Interesting bifurcations in walking droplet dynamics. *Commun. Nonlinear Sci. Numer. Simul.*, 90:105348, 2020.
- [28] Aminur Rahman and D. Blackmore. Walking droplets through the lens of dynamical systems. *Mod. Phys. Lett. B*, 34(34):2030009, 2020.
- [29] Herman A Haus. Mode-locking of lasers. *IEEE Journal of Selected Topics in Quantum Electronics*, 6(6):1173–1185, 2000.
- [30] J Nathan Kutz. Mode-locked soliton lasers. *SIAM review*, 48(4):629–678, 2006.
- [31] Edwin Ding and J Nathan Kutz. Operating regimes, split-step modeling, and the haus master mode-locking model. *JOSA B*, 26(12):2290–2300, 2009.



- [32] Feng Li, P. K. A. Wai, and J. Nathan Kutz. Geometrical description of the onset of multi-pulsing in mode-locked laser caviities. *J. Opt. Soc. Am. B*, 27(10):2068–2077, 2010.
- [33] Brandon G Bale, Khanh Kieu, J Nathan Kutz, and Frank Wise. Transition dynamics for multi-pulsing in mode-locked lasers. *Optics express*, 17(25):23137–23146, 2009.
- [34] James Koch, Mitsuru Kurosaka, Carl Knowlen, and J Nathan Kutz. Mode-locked rotating detonation waves: Experiments and a model equation. *Physical Review E*, 101(1):013106, 2020.
- [35] James Koch and J Nathan Kutz. Modeling thermodynamic trends of rotating detonation engines. *Physics of Fluids*, 32(12):126102, 2020.
- [36] James Koch, Mitsuru Kurosaka, Carl Knowlen, and J Nathan Kutz. Multiscale physics of rotating detonation waves: Autosolitons and modulational instabilities. *Physical Review E*, 104(2):024210, 2021.
- [37] Govind P Agrawal. *Fiber-optic communication systems*, volume 222. John Wiley & Sons, 2012.
- [38] J Nathan Kutz, Philip Holmes, Stephen G Evangelides, and James P Gordon. Hamiltonian dynamics of dispersion-managed breathers. *JOSA B*, 15(1):87–96, 1998.
- [39] J Nathan Kutz and Philip Holmes. Dynamics and bifurcations of a planar map modeling dispersion managed breathers. *SIAM Journal on Applied Mathematics*, 59(4):1288–1302, 1999.
- [40] L. D. Tambasco, D. M. Harris, A. U. Oza, R. R. Rosales, and J. W. M. Bush. The onset of chaos in orbital pilot-wave dynamics. *Chaos*, 26(103107), 2016.
- [41] M. Durey. Bifurcations and chaos in a Lorenz-like pilot-wave system. *Chaos*, 30:103115, 2020.
- [42] R. M. May. Simple mathematical models with very complicated dynamics. *Nature*, 26(5560):457, 1976.
- [43] B. V. Chirikov. A universal instability of many-dimensional oscillator systems. *Phys. Rep.*, 52(5):263–379, 1979.
- [44] B. V. Chirikov, G. Casati, F. M. Izrailev, and J. Ford. *Lecture Notes in Physics*, chapter Stochastic behavior of a quantum pendulum under a periodic perturbation. Springer-Berlin, 1978.

- [45] J Nathan Kutz, Brandon C Collings, Keren Bergman, Sergio Tsuda, Steven T Cundiff, Wayne H Knox, Philip Holmes, and Michael Weinstein. Mode-locking pulse dynamics in a fiber laser with a saturable bragg reflector. *JOSA B*, 14(10):2681–2690, 1997.
- [46] Kristin M Spaulding, Darryl H Yong, Arnold D Kim, and J Nathan Kutz. Non-linear dynamics of mode-locking optical fiber ring lasers. *JOSA B*, 19(5):1045–1054, 2002.
- [47] Joshua L Proctor and J Nathan Kutz. Passive mode-locking by use of waveguide arrays. *Optics letters*, 30(15):2013–2015, 2005.
- [48] Joshua Proctor and J Nathan Kutz. Nonlinear mode-coupling for passive mode-locking: application of waveguide arrays, dual-core fibers, and/or fiber arrays. *Optics express*, 13(22):8933–8950, 2005.
- [49] Karen Intrachat and J Nathan Kutz. Theory and simulation of passive mode-locking dynamics using a long-period fiber grating. *IEEE journal of quantum electronics*, 39(12):1572–1578, 2003.
- [50] J Nathan Kutz. Passive mode-locking using phase-sensitive amplification. *Physical Review A*, 78(1):013845, 2008.
- [51] B. Filoux, M. Hubert, and N. Vandewalle. Strings of droplets propelled by coherent waves. *Phys. Rev. E*, 92:041004(R), 2015.
- [52] T.Y. Li and J.A. Yorke. Period three implies chaos. *The American Mathematical Monthly*, 82(10):985–992. (DOI: 10.2307/2318254), 1975.
- [53] Ali H Nayfeh. *The method of normal forms*. John Wiley & Sons, 2011.
- [54] Mark C Cross and Pierre C Hohenberg. Pattern formation outside of equilibrium. *Reviews of modern physics*, 65(3):851, 1993.