

Review of Muon-Proton Collider Proposals: Main Parameters

Burak Dagli¹, Bora Ketenoglu^{2,*} and Saleh Sultansoy^{1,3}

¹ Department of Materials Science and Nanotechnology Engineering, TOBB University of Economics and Technology, Ankara, Turkey

² Department of Engineering Physics, Ankara University, Ankara, Turkey

³ ANAS Institute of Physics, Baku, Azerbaijan

*Corresponding Author: bketen@eng.ankara.edu.tr

Abstract

Construction of future Muon Collider (or dedicated μ -ring) tangential to the energy frontier pp colliders will give opportunity to realize μp collisions at multi-TeV center of mass energies at a luminosity of order of $10^{33} \text{ cm}^{-2}\text{s}^{-1}$ ($10^{34} \text{ cm}^{-2}\text{s}^{-1}$). Obviously, such colliders will essentially enlarge the physics search potential of corresponding muon and hadron colliders for both the SM (especially for clarifying QCD basics) and BSM phenomena. This paper is devoted to review of main parameters of μp colliders proposed until now.

Keywords: Muon-proton collider, FCC, LHC, Luminosity, QCD basics, New physics

1. Introduction

Lepton-hadron collisions play a crucial role in our understanding of matter's structure:

- proton form-factors were first observed in electron scattering experiments [1,2]
- quarks were first observed at SLAC deep inelastic electron scattering experiments [3,4]
- EMC effect was observed at CERN in deep inelastic muon scattering experiments [5] and so on.

HERA, the first electron-proton collider, further explored structure of protons and provided parton distribution functions (PDFs) for the LHC and Tevatron. TeV (or multi-TeV) scale lepton-hadron colliders are crucial for clarifying basics of QCD, which is responsible for 98% of mass of the visible part of our Universe. It is worth to note that the electro-weak part of the Standard Model (SM) has been completed with discovery of Higgs boson at the LHC, but this is not the case for QCD part: the confinement hypothesis should be clarified. Let us mention that the confinement may be partial and free (heavy) quarks may become observable at sufficiently high energies [6,7]. Since observation of this phenomenon at pp colliders is very difficult, l^+l^- and lp colliders are

advantageous in this aspect. It should be emphasized that future lepton-hadron colliders will give opportunity to shed light on quark \rightarrow hadron \rightarrow nucleus transitions as well.

Besides, construction of TeV energy lepton-hadron colliders is mandatory to provide PDFs for adequate interpretation of forthcoming data from HL/HE-LHC [8,9] and FCC/SppC [10,11]. Finally, energy-frontier lepton-hadron colliders are advantageous for investigation of a number of BSM phenomena (see Figure 1 for LHC, ILC and ILC*LHC comparison [12]).

Today, linac-ring type ep colliders are considered as sole realistic way to (multi-) TeV scale in lepton-hadron collisions (see review [13] and references therein) and LHeC [14] is the most promising candidate. However, situation may change in the coming years: μp colliders can come forward depending on progress in muon beam production and cooling issues. Let us note that muon colliders (MC) were proposed more than 50 years ago (see [15] and references therein). For recent status see Ref. [16,17].

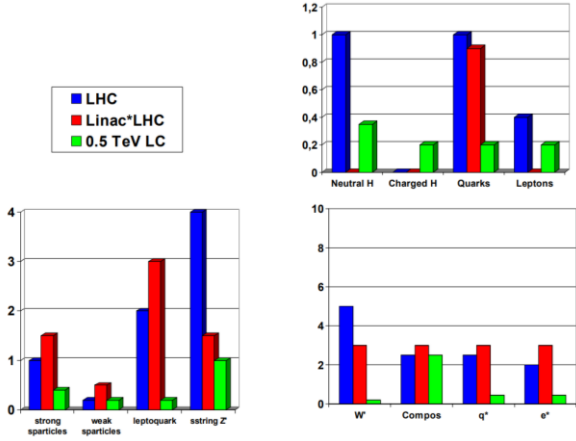


Figure 1. “Fingertip” estimations of discovery limits at the LHC (blue), ILC*LHC (red) and ILC (green). Upper-right picture contains: the neutral Higgs, a charged Higgs, the fourth SM family quarks and leptons. Down-left picture contains: strong sparticles (gluino and squarks), weak sparticles (neutralino, chargino and sleptons), leptoquark and Z' predicted by E6 GUT. Down-right picture contains: W' , compositeness scale, excited quarks and leptons.

In Table 1, we present correlation between colliding beams and colliding schemes in energy-frontier aspect.

Table 1. Energy frontier colliders: colliding beams vs. collider types.

Colliders	Ring-Ring	Linac-Linac	Linac-Ring
Hadron	+		
Lepton (e^-e^+)		+	
Lepton ($\mu^-\mu^+$)	+		
Lepton-hadron (eh)			+
Lepton-hadron (μh)	+		
Photon-hadron			+

Muon-proton colliders [18–22] were proposed two decades ago as alternatives to linac-HERA and linac-LHC based $ep/\gamma p$ colliders (see review [23] and references therein). Two years later an ultimate $\sqrt{s}=100$ TeV μp collider (with additional 50 TeV proton ring in $\sqrt{s}=100$ TeV muon collider tunnel) was suggested in [24]. It should be noted that luminosity of μp collisions in [20] were over-estimated by 3 orders of magnitudes, respectively (see subsection 3.2 in [24]). Several years ago, FCC and SppC based energy frontier muon-hadron colliders have been proposed in [25,26] and [27], respectively. Recently, several options for LHC/FCC-based μp colliders have been considered in [28], μp colliders at the BNL have been proposed in [29], HL-LHC and HE-LHC based μp colliders have been considered in [30,31].

Chronological evolution of the smallest observable distance are given in Figure 2, where conducted experiments are marked with red dots and green dots correspond to future lepton-hadron collider proposals. The abbreviations PWFA-LC stands for $\sqrt{s} = 10$ TeV Plasma-Wakefield Accelerator

Linear Collider [32] and MC stands for $\sqrt{s} = 6$ TeV Muon Collider [16].

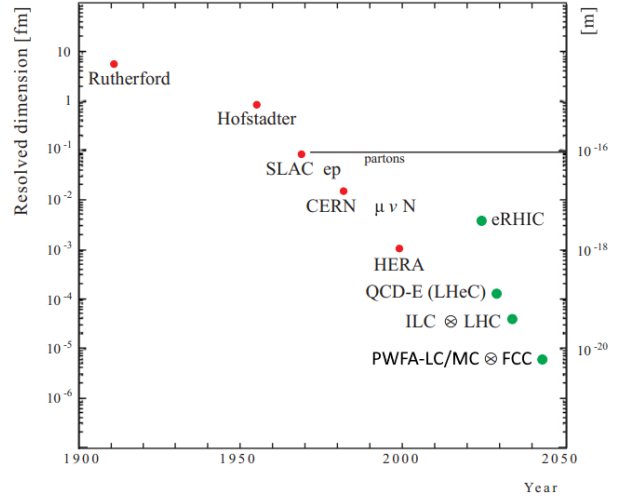


Figure 2. The development of the resolution power of the experiments exploring the inner structure of matter over time from Rutherford experiment to PWFA-LC/MC \otimes FCC.

This paper is devoted to review of μp collider proposals. Here, we discuss main parameters of μp colliders. Their physics search potential as well as μA colliders will be reviewed in forthcoming papers. In section 2, we present different muon-proton collider proposals in chronological order. Parameters of these colliders are checked by the software AloHEP [33–35] that is developed for quick estimation of luminosities, tune shifts and disruptions for different types of colliders. Finally, in Section 3 we present our conclusions and recommendations.

2. Muon-proton collider proposals

In this section, we present different muon-proton collider proposals in chronological order. Parameters of these colliders are checked by the software AloHEP (A Luminosity Optimizer for High Energy Physics [33–35]), a luminosity estimator for ring-ring, linac-ring and linear colliders, which also computes IP parameters such as beam-beam tune shift, disruption etc.

2.1. V. Shiltsev, “An asymmetric μp collider as a quark structure microscope: Luminosity consideration” and “An asymmetric muon proton collider: luminosity consideration”

This is the first μp collider proposal [18,19] that considers collision of 200 GeV muons with 1 TeV protons of Tevatron, which correspond to $\sqrt{s}_{\mu p} = 0.89$ TeV. Regarding luminosity, two options were considered: $L=1.3 \times 10^{33} \text{ cm}^{-2}\text{s}^{-1}$ for high μ -production rate and $L=1.1 \times 10^{32} \text{ cm}^{-2}\text{s}^{-1}$ for low μ -production rate. Main parameters of this proposal are given in Table 2.

Table 2. Two Options of μp Collider

Parameter [Unit]	High μ - production	Low μ - production
Muon Energy [GeV]	200	200
Proton Energy [GeV]	1000	1000
# of muons per bunch [10^{10}]	200	50
Muon norm. emitt. [μm]	50	200
Storage turns	~ 2000	~ 2000
Muon pulse rate	30	10
Muons β @ IP [cm]	7.5	7.5
Protons β @ IP [cm]	15	15
Proton norm. emitt. [μm]	12.5	50
# of protons per bunch [10^{10}]	125	500
Proton tuneshift	0.02	0.0005
Muon tuneshift	0.026	0.026
Luminosity [$\text{cm}^{-2}\text{s}^{-1}$]	1.3×10^{33}	1.1×10^{32}

Implementation of these parameters into the software AloHEP results in following luminosity values: $L=1.2 \times 10^{33} \text{ cm}^{-2}\text{s}^{-1}$ for high μ -rate and $L=1.0 \times 10^{32} \text{ cm}^{-2}\text{s}^{-1}$ for low μ -rate without considering losses resulting from muon decay. However, taking muon decays into account, AloHEP leads to $L=0.73 \times 10^{33} \text{ cm}^{-2}\text{s}^{-1}$ for high μ -rate and $L=0.6 \times 10^{32} \text{ cm}^{-2}\text{s}^{-1}$ for low μ -rate. Concerning beam-beam tune shift, AloHEP gives $\xi_{\mu}=0.027$ for both options, $\xi_p=0.02$ for high μ -rate and $\xi_p=0.0012$ for low μ -rate. The last value is 2.4 times larger than the value given in Table 2, which is not so crucial.

2.2. I. F. Ginzburg, “Physics at future ep , γp (linac-ring) and μp colliders”

Second time μp colliders have been considered in [20]. Herein, only center-of-mass energy and luminosity values have been provided referring to private communication with A. N. Skrinsky: $\sqrt{s}_{\mu p} = 4 \text{ TeV}$ and $L = 3 \times 10^{35} \text{ cm}^{-2}\text{s}^{-1}$. As mentioned in [24], luminosity value is overestimated by 2 orders of magnitude. Therefore, real luminosity of proposed μp collider is comparable with that of linac-ring type ep colliders with the same energy range, and hence, their physics search potentials are similar in contrast with the statement given in [20].

2.3. S. Sultansoy, “The post-HERA era: brief review of future lepton-hadron and photon-hadron colliders”

This is a most speculative (however, very attractive) one among the lepton-hadron collider options considered in review [24]. It assumes construction of additional 50 TeV proton ring in a tunnel of $\sqrt{s} = 100 \text{ TeV}$ $\mu^+\mu^-$ collider with $L_{\mu\mu} = 10^{36} \text{ cm}^{-2}\text{s}^{-1}$. Parameters of muon and proton beams are given in Table 3 (see Table VI and subsection 4.3 in [24]).

The luminosity of μp collisions was estimated by using equation below [24]:

$$L_{\mu p} = \frac{n_p}{n_{\mu}} \cdot \frac{\beta_{\mu}^*}{\beta_p^*} \cdot \frac{m_{\mu}}{m_p} \cdot \frac{\varepsilon_{\mu}^N}{\varepsilon_p^N} \cdot L_{\mu\mu} \quad (1)$$

resulting in $L_{\mu p} = 10^{33} \text{ cm}^{-2}\text{s}^{-1}$.

Table 3. Parameters of $\sqrt{s} = 100 \text{ TeV}$ μp Collider

Parameter [Unit]	Muon	Proton
Energy [TeV]	50	50
# of particles per bunch [10^{10}]	80	80
Number of bunches per ring	1	1
Circumference [km]	100	100
Repetition rate [Hz]	7.9	-
Number of turns	1350	-
Norm. emitt. [μm]	8.7	30
β @ IP [cm]	0.25	10

Implementation of parameters from Table 3 into the software AloHEP results in $L=0.96 \times 10^{33} \text{ cm}^{-2}\text{s}^{-1}$ without considering losses resulting from muon decay. However, taking muon decays into account, AloHEP leads to $L=0.78 \times 10^{33} \text{ cm}^{-2}\text{s}^{-1}$. Concerning beam-beam tune shift, AloHEP gives $\xi_{\mu}=0.1$ and $\xi_p=0.003$.

While there is no problem with ξ_p , $\xi_{\mu}=0.1$ is unacceptably high. As an alternative option let us use parameters of proton beam of the ERL60 upgraded FCC [26]. In this case AloHEP predicts $L=1.1 \times 10^{33} \text{ cm}^{-2}\text{s}^{-1}$ ($0.89 \times 10^{33} \text{ cm}^{-2}\text{s}^{-1}$) without (with) muon decay losses, $\xi_{\mu}=0.012$ and $\xi_p=0.044$.

2.4. K. Cheung, “Muon-proton Colliders: Leptoquarks, Contact Interactions and Extra Dimensions”

The center-of-mass energies and luminosities for various μp colliders considered in [22] are presented in Table 4.

Table 4. The center-of-mass energies \sqrt{s} and luminosities L for various designs of muon-proton colliders.

Energies of muon and proton	\sqrt{s} [GeV]	L [fb^{-1}]
30 GeV \otimes 820 GeV	314	0.1
50 GeV \otimes 1 TeV	447	2
200 GeV \otimes 1 TeV	894	13
1 TeV \otimes 1 TeV	2000	110
2 TeV \otimes 3 TeV	4899	280

The 200 GeV \otimes 1 TeV option was proposed by Shiltsev four years before [22] and has been discussed in Section 2.1. Concerning other options, luminosity values can not be checked by AloHEP since author did not provide muon and proton beams parameter sets.

2.5. Y. C. Acar et al., “FCC based ep and μp colliders”

After 15 years, muon-proton colliders have been reintroduced in [25] within the context of the FCC. Possible layout is shown in Figure 2.

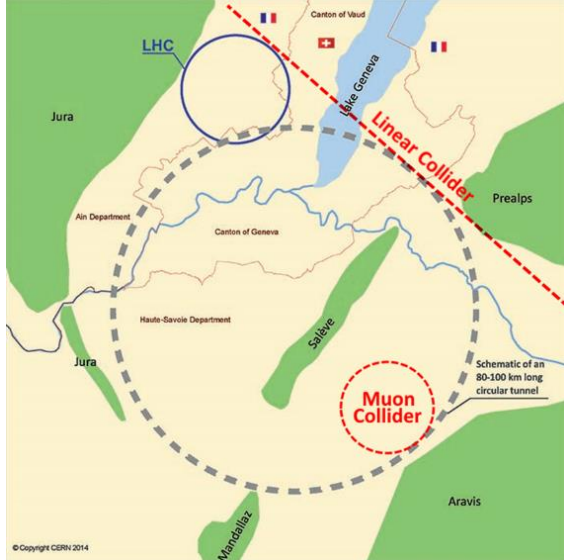


Figure 3. Possible configuration for FCC, linear collider (LC) and muon collider (MC).

Parameters of proton and muon beams used for estimations of μp luminosities are presented in Tables 5 and 6, respectively.

Table 5. Main parameters of the FCC pp option.

Beam Energy [TeV]	50
Peak Luminosity [$10^{34} \text{ cm}^{-2}\text{s}^{-1}$]	5
Particle per Bunch [10^{10}]	10
Normalized Emittance [μm]	2.2
β^* at IP [cm]	110-30
IP beam size [μm]	6.8
Bunches per beam	10600
Bunch spacing [ns]	25
Bunch length [mm]	80

Table 6. Muon collider parameters

\sqrt{s} [TeV]	0.126	0.35	1.5	3.0	6.0
L [$10^{34} \text{ cm}^{-2}\text{s}^{-1}$]	0.008	0.6	1.25	4.4	12
Circumference [km]	0.3	0.7	2.5	4.5	6
Repetition rate [Hz]	15	15	15	12	6
β^* at IP [cm]	1.7	0.5	1	0.5	0.25
Muon/Bunch [10^{12}]	4	3	2	2	2
Bunches per beam	1	1	1	1	1
ε_N [$\pi \text{ mm}\cdot\text{rad}$]	0.2	0.05	0.025	0.025	0.025

Luminosity values given in Table 7 are derived from the following equation [25]:

$$L_{\mu p} = \left(\frac{n_p}{n_\mu}\right) \left(\frac{\sigma_\mu}{\max[\sigma_p, \sigma_\mu]}\right)^2 L_{\mu\mu} \quad (2)$$

Table 7. Main Parameters of the FCC based μp colliders

Collider name	E_μ [TeV]	\sqrt{s} [TeV]	$L_{\mu p}$ [$10^{31} \text{ cm}^{-2}\text{s}^{-1}$]
$\mu 63$ -FCC	0.063	3.50	0.2
$\mu 175$ -FCC	0.175	5.92	20
$\mu 750$ -FCC	0.75	12.2	50
$\mu 1500$ -FCC	1.5	17.3	50
$\mu 3000$ -FCC	3	24.5	300

Implementing parameters from Tables 5 and 6 into AloHEP, we obtain values of luminosity and beam-beam tune shifts given in Table 8, where muon decays have been involved. We did not include $\mu 63$ -FCC and $\mu 175$ -FCC since unacceptable asymmetry of muon and proton beam energies.

Table 8. AloHEP results for the FCC based μp colliders

Collider name	$L_{\mu p}$ [$10^{31} \text{ cm}^{-2}\text{s}^{-1}$]	ξ_p	ξ_μ
$\mu 750$ -FCC	62	0.11	0.0043
$\mu 1500$ -FCC	55	0.11	0.0043
$\mu 3000$ -FCC	41	0.11	0.0043

It is seen from Table 8 that proton beam-beam tune shift is unacceptably high. A way to reduce ξ_p down to 0.01 is reducing N_μ by an order of magnitude which results in corresponding decrement of luminosity value. In principle, this can be compensated by increment of N_p . It seems quite possible since low number of proton bunches are needed for μp colliders. For instance, 20 proton bunches are sufficient for $\mu 750$ -FCC.

2.6. Y. C. Acar et al., “Future circular collider based lepton–hadron and photon–hadron colliders: Luminosity and physics”

Reference [26] is an advanced version of reference [25]. Parameters of muon beams used for estimations of μp luminosities are presented in Table 9, parameters of FCC proton beam are given in Table 5 of previous section.

Table 9. Muon collider parameters

\sqrt{s} [TeV]	0.126	1.5	3.0
L [$10^{34} \text{ cm}^{-2}\text{s}^{-1}$]	0.008	1.25	4.4
Circumference [km]	0.3	2.5	4.5
Repetition rate [Hz]	15	15	12
β^* at IP [cm]	1.7	1	0.5
Muon/Bunch [10^{12}]	4	2	2
Bunches per beam	1	1	1
ε_N [$\pi \text{ mm}\cdot\text{rad}$]	0.2	0.025	0.025
Bunch length [cm]	6.3	1	0.5
Beam size at IP [μm]	75	6	3
ξ_μ at IP	0.02	0.09	0.09

Using Equation 2, one obtains μp collider parameters given in Table 10 (see [26] for details).

Table 10. Main parameters of the FCC based μp colliders

Collider name	\sqrt{s} [TeV]	$L_{\mu p}$ [10^{31} cm $^{-2}$ s $^{-1}$]	ξ_p [10^{-2}]	ξ_μ [10^{-4}]
$\mu 63$ -FCC	3.50	0.20	0.18	5.4
$\mu 750$ -FCC	12.2	49	11	33
$\mu 1500$ -FCC	17.3	43	11	8.3

Implementing parameters from Tables 5 and 9 into AloHEP, we obtain values of luminosity and beam-beam tune shifts given in Table 11. It is seen that luminosity values by AloHEP are slightly higher than the luminosities calculated using Equation 2. The reason for this is that $L_{\mu\mu}$ in Equation 2 include decays for both muon beams, whereas there is only one muon beam in μp colliders.

Table 11. AloHEP results for the FCC based μp colliders

Collider name	$L_{\mu p}$ [10^{31} cm $^{-2}$ s $^{-1}$]	ξ_p	ξ_μ
$\mu 750$ -FCC	62	0.11	0.0043
$\mu 1500$ -FCC	55	0.11	0.0043

As mentioned in previous section, proton beam-beam tune shift value is so high, and this problem can be solved by increasing of muon bunch population. Another solution was considered in [26]. Proton and muon beam tune shifts are given by:

$$\xi_p = \frac{N_\mu r_p \beta_p^*}{4\pi \gamma_p \sigma_\mu^2} \quad (3)$$

$$\xi_\mu = \frac{N_p r_\mu \beta_\mu^*}{4\pi \gamma_\mu \sigma_p^2} \quad (4)$$

According to Equation (3), reducing of ξ_p can be succeeded by decreasing of β_p^* and/or increasing of σ_μ . For example, decreasing β_p^* from 1.1 m to 0.1 m (as in the upgraded option of proton beams considered in Section 2 of reference [26]) seems to solve this problem. Luminosity values presented in Table 11 assume simultaneous operation with pp collider. These values can be increased by an order using dedicated proton beam with larger bunch population [24]. Finally, luminosity values exceeding 10^{33} cm $^{-2}$ s $^{-1}$ can be achieved at the FCC based μp colliders.

2.7. A. C. Canbay et al., ‘‘SppC based energy frontier lepton-proton colliders: luminosity and physics’’

SppC based μp colliders were proposed in Reference [27]. Possible layout is presented in Figure 4.

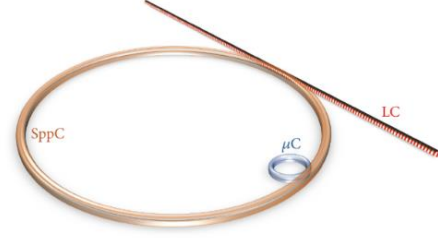


Figure 4. Possible configuration for SppC, linear collider (LC), and muon collider (μC).

Main parameters of SppC proton collider are given in Table 12. Muon beam parameters were given in Table 9.

Table 12. Main parameters of proton beams in SppC.

Beam Energy [TeV]	35.6	68.0
Circumference [km]	54.7	100.0
Peak Luminosity [10^{34} cm $^{-2}$ s $^{-1}$]	11	102
Particle per Bunch [10^{10}]	20	20
Normalized Emittance [μ m]	4.10	3.05
β^* function at IP [cm]	75	24
IP beam size [μ m]	9.0	3.04
Bunches per beam	5835	10667
Bunch spacing [ns]	25	25
Bunch length [mm]	75.5	15.8
Beam-beam parameter, ξ_{pp}	0.006	0.008

Using Equation 2, one obtains μp collider parameters given in Table 13 (see [27] for details).

Table 13. Main parameters of the SppC based μp colliders.

E_μ [TeV]	E_p [TeV]	\sqrt{s} [TeV]	$L_{\mu p}$ [10^{32} cm $^{-2}$ s $^{-1}$]	ξ_μ [10^{-3}]	ξ_p [10^{-2}]
0.75	35.6	10.33	5.5	8.7	6.0
0.75	68	14.28	12.5	8.7	8.0
1.5	35.6	14.61	4.9	8.7	6.0
1.5	68	20.2	42.8	8.7	8.0

Implementing parameters from Tables 9 and 12 into AloHEP, we obtain values of luminosity and beam-beam tune shifts given in Table 14.

Table 14. AloHEP results for the SppC based μp colliders

E_μ [TeV]	E_p [TeV]	\sqrt{s} [TeV]	$L_{\mu p}$ [10^{32} cm $^{-2}$ s $^{-1}$]	ξ_μ [10^{-3}]	ξ_p [10^{-2}]
0.75	35.6	10.33	6.9	8.7	6.0
0.75	68	14.28	16	8.7	8.0
1.5	35.6	14.61	6.2	8.7	6.0
1.5	68	20.2	50	8.7	8.0

2.8. U. Kaya et al., “The LHC based μp colliders”

Parameters of the LHC proton beam and MC muon beam are presented in Tables 15 and 16, respectively.

Table 15. Main parameters of proton beam

Parameter	HL-LHC
Proton energy [TeV]	7
Bunch intensity [10^{11}]	2.2
Normalized emittance [μm]	2.0
Bunch spacing [ns]	25
Number of bunches per ring	2760
β^* possible for e-p at IP [m]	0.07
Beam size at IP [μm]	4.45

Table 16. Muon collider design parameters.

Muon energy [TeV]	0.75	1.5	3
Repetition rate [Hz]	15	12	6
L [$10^{34} \text{ cm}^{-2}\text{s}^{-1}$]	1.25	4.6	11
Circumference [km]	2.5	4.4	6
β^* at IP [cm]	1	0.5	0.3
ε_N [$\pi \text{ mm}\cdot\text{mrad}$]	25	25	25
# per bunch [10^{12}]	2	2	2
Bunches per beam	1	1	1
ξ_μ at IP	0.09	0.09	0.09
σ_μ at IP [μm]	6	3	1.64

Using Equation 2, one obtains μp collider parameters given in Table 17 (see [30] for details).

Table 17. Main parameters of the LHC based μp collider.

Muon Energy [TeV]	0.75	1.5	3
\sqrt{s} [TeV]	4.58	6.48	9.16
L [$10^{33} \text{ cm}^{-2}\text{s}^{-1}$]	1.4	2.3	0.9

Implementing parameters from Tables 15 and 16 into AloHEP, we obtain values of luminosity and beam-beam tune shifts given in Table 18.

Table 18. AloHEP results for the LHC based μp colliders

E_μ [TeV]	$L_{\mu p}$ [$10^{33} \text{ cm}^{-2}\text{s}^{-1}$]	ξ_μ [10^{-3}]	ξ_{sp} [10^{-2}]
0.75	1.7	9.5	12
1.5	2.9	9.5	12
3.0	2.2	9.5	12

2.9. U. Kaya et al., “Luminosity and Physics Considerations on HL-LHC and HE-LHC based mu-p Colliders”

HL-LHC and HE-LHC based μp colliders were proposed in Reference [31]. Possible layout is shown in Figure 5. Nominal parameters of proton beams are presented in Table 19, parameters of the proton ring upgraded for ERL60 related ep colliders are given in Table 20 (for details see ref [31]). Parameters of muon beams are given in Table 21 (which is slightly different from Table 16).

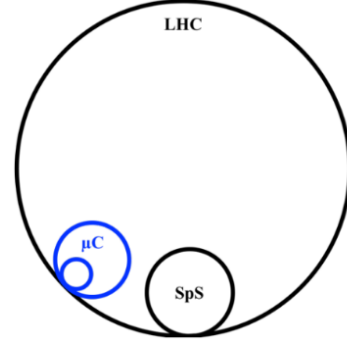


Figure 5. Schematic drawing of proposed LHC based μp colliders.

Table 19. HL-LHC and HE-LHC design parameters

Parameter [Unit]	HL-LHC	HE-LHC
\sqrt{s} [TeV]	14	27
Circumference [km]	26.7	26.7
Beam current [A]	1.12	1.12
Bunch population [10^{11}]	2.2	2.2
Bunches per beam	2760	2808
Bunch length [mm]	90	90
Bunch spacing [ns]	25	25
ε_N [mm·mrad]	2.5	2.5
β^* function at IP [m]	0.15	0.45
Beam size at IP [μm]	7.1	9
L [$10^{34} \text{ cm}^{-2}\text{s}^{-1}$]	5	16

Table 20. ERL60 \otimes (HL-LHC & HE-LHC) ep collider parameters

Parameter [Unit]	HL-LHC	HE-LHC
E_p [TeV]	7	13.5
E_e [TeV]	60	60
\sqrt{s} [TeV]	1.3	1.7
Bunch spacing [ns]	25	25
Protons per bunch [10^{11}]	2.2	2.5
Proton ε_N [μm]	2	2.5
Electrons per bunch [10^9]	2.3	3
Electron current [mA]	15	20
Circumference [km]	26.7	26.7
Beam current [A]	1.12	1.12
Proton β^* at IP [cm]	7	10
Proton beam size at IP [μm]	4.45	4.17
L [$10^{33} \text{ cm}^{-2}\text{s}^{-1}$]	8	12

Table 21. Muon collider parameters.

Parameter [Unit]	Multi-TeV		
\sqrt{s} [TeV]	1.5	3.0	6.0
Circumference [km]	2.5	4.5	6
Bunch population [10^{12}]	2	2	2
Bunch length [cm]	1.0	0.5	0.2
ε_N [μm]	25	25	25
β^* at IP [cm]	1	0.5	0.25
Beam size at IP [μm]	5.9	2.95	1.48
Repetition rate [Hz]	15	12	6
Number of IPs	2	2	2
L [$10^{34} \text{ cm}^{-2}\text{s}^{-1}$]	1.25	4.4	12

Using the nominal (upgraded) parameters of HL-LHC and MC from Tables 19, 20 and 21, the parameters of HL-LHC based μp colliders estimated according to Equation (2) are presented in Table 22.

Table 22. Center of mass energies and luminosities of HL-LHC based μp colliders.

E_μ [TeV]	\sqrt{s} [TeV]	L (nominal) [$10^{33} \text{ cm}^{-2}\text{s}^{-1}$]	L (upgraded) [$10^{33} \text{ cm}^{-2}\text{s}^{-1}$]
0.75	4.58	0.95	1.4
1.5	6.48	0.84	2.1
3	9.16	0.57	1.5

Center-of-mass energies and luminosity values for HE-LHC based μp colliders, evaluated in the same way, are given in Table 23.

Table 23. Center of mass energies and luminosities of HE-LHC based μp colliders.

E_μ [TeV]	\sqrt{s} [TeV]	L (nominal) [$10^{33} \text{ cm}^{-2}\text{s}^{-1}$]	L (upgraded) [$10^{33} \text{ cm}^{-2}\text{s}^{-1}$]
0.75	6.36	0.59	1.6
1.5	9	0.52	2.8
3	12.7	0.36	1.9

Matching transverse sizes of proton and muon beams in Equations (3) and (4), ξ_p and ξ_μ turn into:

$$\xi_p = \frac{N_\mu r_p}{4\pi\epsilon_N^p} \quad (5)$$

$$\xi_\mu = \frac{N_p r_\mu}{4\pi\epsilon_N^\mu} \quad (6)$$

Putting the corresponding parameters from Tables 19–21 into Equations (5) and (6), we obtain the tune shift values given in Table 24.

Table 24. Beam-beam tune shifts.

		ξ_p	ξ_μ
HL-LHC	Nominal	0.098	0.0096
	Upgraded	0.12	0.0096
HE-LHC	Nominal	0.098	0.0096
	Upgraded	0.098	0.011

Using AloHEP, we have double-checked the parameters given in Tables 22–24, resulting in a well-consistent outcome.

2.10. K. Cheung et al., “Physics potential of a muon-proton collider”

Physics search potential of the LHC and FCC based μp colliders has been considered in a recent paper [28]. Basic

parameters of corresponding colliders are presented in Table 25.

Table 25. Basic parameters of the two μp experiments.

Exp.	E_p [TeV]	E_μ [TeV]	\sqrt{s} [TeV]	L_{int} [ab^{-1}]
$\mu p - 1$	7	1	5.3	0.1
$\mu p - 2$	50	3	24.5	1

Since muon and proton beam parameters are not given in Reference [28], it is not possible to check luminosity values by AloHEP. The first option is comparable with Table 22 assuming 10 years operation. Integrated luminosity for second option seems to be over estimated by an order (see Table 8). However, luminosity for this option may be upgraded in case of a dedicated design of proton beam for μp collisions (values in Table 8 are estimated for synchronous operation of μp and pp colliders).

2.11. D. Acosta et al., “A Muon-Ion Collider at BNL: the future QCD frontier and path to a new energy frontier of $\mu^+\mu^-$ colliders”

Recently, Muon-Ion Collider at BNL has been proposed in Reference [29] as a demonstrator toward a future muon–antimuon collider at 10 TeV energy. Here, both proton and gold nucleus options have been considered keeping huge physics search potential of these colliders in mind. As it is mentioned in Introduction, only μp colliders have been reviewed in this paper, whereas μA colliders will be reviewed in forthcoming paper.

Main parameters of the MuIC at BNL are summarized in Table 26 (Table 2 of Reference [29]).

Table 26. The proposed parameters of the MuIC at BNL.

Parameter	Muon	Proton
Energy [TeV]	0.96	0.275
CoM energy [TeV]	1.03	
Bunch intensity [10^{11}]	20	3
Norm. Emittance, $\epsilon_{x,y}$ [μm]	25	0.2
β^* at IP [cm]	1	5
Trans. Beam size, $\sigma_{x,y}$ [μm]	5.2	5.8
Muon repetition rate, f_{rep} (Hz)	15	
Cycles/ collisions per muon bunch, N_c	3279	
$L_{\mu p}$ [$10^{33} \text{ cm}^{-2}\text{s}^{-1}$]	7	

Implementing parameters from Table 26 into AloHEP, we obtain $L=6.9 \times 10^{33} \text{ cm}^{-2}\text{s}^{-1}$ without muon decays and $L=4.35 \times 10^{33} \text{ cm}^{-2}\text{s}^{-1}$ with muon decays.

5. Conclusion

Construction of future muon collider (or dedicated μ -ring)

tangential to existing and proposed hadron colliders will give opportunity to realize μp colliders with multi-TeV center-of-mass energies at a luminosity of order of $10^{33} \text{ cm}^{-2}\text{s}^{-1}$ ($10^{34} \text{ cm}^{-2}\text{s}^{-1}$). Obviously, such colliders will essentially enlarge the physics search potential of corresponding muon and hadron colliders for both the SM and BSM phenomena. Therefore, systematic studies of accelerator, detector and physics search aspects of the LHC/FCC/SppC based μp colliders are necessary for long-term planning of High Energy Physics.

Concerning SM physics (especially QCD), search potential of μp colliders is approximately similar with linac-ring type ep colliders with similar center-of-mass energies. This statement is valid for BSM physics in general. However, μp colliders are unique in search of muon-related new physics. In Figure 6, production of color-octet muons is presented as an example (see Reference [31] for details).

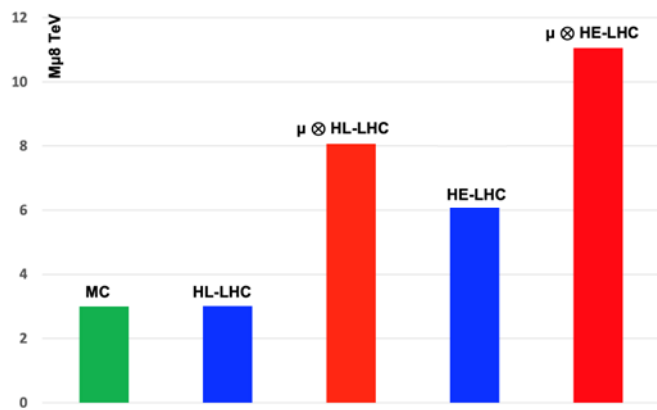


Figure 6. Discovery limits for color octet muon at the MC with $\sqrt{s}=6$ TeV, HL-LHC, HE-LHC and corresponding μp colliders

Keeping huge physics search potential of μp colliders in mind, we propose establishment of an international working group for systematic studies of accelerator, detector and physics search aspects of the LHC/FCC/SppC based μp colliders.

Acknowledgements

Authors are grateful to Ahmet Nuri Akay, Ali Can Canbay, Hande Karadeniz, Umit Kaya, Bilgehan Baris Oner, Arif Ozturk and Frank Zimmermann for useful cooperation.

References

- [1] Hofstadter R and McAllister R W 1955 Electron scattering from the proton *Phys. Rev.* **98** 217
- [2] McAllister R W and Hofstadter R 1956 Elastic scattering of 188-mev electrons from the proton and the alpha particle *Phys. Rev.* **102** 851
- [3] Breidenbach M, Friedman J I, Kendall H W, Bloom E D, Coward D H, DeStaebler H, Drees J, Mo L W and Taylor R E 1969 Observed behavior of highly inelastic electron-proton scattering *Phys. Rev. Lett.* **23** 935
- [4] Bloom E D, Coward D H, DeStaebler H, Drees J, Miller G, Mo L W, Taylor R E, Breidenbach M, Friedman J I and Hartmann G C 1969 High-Energy Inelastic e- p Scattering at 6 and 10 *Phys. Rev. Lett.* **23** 930
- [5] Aubert J-J, Bassompierre G, Becks K H, Best C, Böhm E, de Bouard X, Brasse F W, Broll C, Brown S and Carr J 1983 The ratio of the nucleon structure functions F_2^n for iron and deuterium *Phys. Lett. B* **123** 275–8
- [6] Arbuzov B A, Boos E and Sultanov S F 1988 *On a possibility of search for free quarks and nonstandard leptons at $e^+ e^-$ collider at $\sqrt{s}=90-100$ GeV* (Gosudarstvennyj Komitet po Ispol'zovaniyu Atomnoj Ehnergii SSSR)
- [7] Arbuzov V A, Boos E E, Kravchenko O V and Sultanov S F 1989 *How to look for free quarks at high energy colliding beams* (Gosudarstvennyj Komitet po Ispol'zovaniyu Atomnoj Ehnergii SSSR)
- [8] Apollinari G, Béjar Alonso I, Brüning O, Fessia P, Lamont M, Rossi L and Taviani L 2017 *High-luminosity large hadron collider (HL-LHC). Technical design report V. 0.1* (Fermi National Accelerator Lab.(FNAL), Batavia, IL (United States))
- [9] Abelleira J L, Amorim D, Antipov S A, Apyan A, Arsenyev S, Barranco J, Benedikt M, Bruce R, Burkart F and Cai Y 2018 High-energy LHC design *Journal of Physics: Conference Series* vol 1067 (IOP Publishing) p 022009
- [10] Benedikt M, Mertens V, Cerutti F, Riegler W, Otto T, Tommasini D, Taviani L J, Gutleber J, Zimmermann F and Mangano M 2018 FCC-hh: The Hadron Collider: future circular collider conceptual design report volume 3 *Eur Phys J Spec Top* **228** 755–1107
- [11] Apyan A, Bai L, Bai M, Bai S, Bartalini P, Belomestnykh S, Bian T, Bian X, Cai W and Cai Y *CEPC-SppC Preliminary Conceptual Design Report, Volume II: Accelerator (2015)* (IHEP-CEPC-DR-2015-01, 1-328)
- [12] Sultansoy S 2005 A Review of TeV scale lepton-hadron and photon-hadron colliders *Proceedings of the 2005 Particle Accelerator Conference (IEEE)* pp 4329–31
- [13] Akay A N, Karadeniz H and Sultansoy S 2010 Review of linac–ring-type collider proposals *Int. J. Mod. Phys. A* **25** 4589–602
- [14] Abelleira Fernandez J, Adolphsen C, Akay A N, Aksakal H and et al. 2012 A large hadron electron collider at CERN report on the physics and design concepts for machine and detector *J. Phys. G Nucl. Part. Phys.* **39** 075001
- [15] Tikhonin F F 1999 Muon Colliders: Feature of the Physics Potential *Proceedings of the XXII Workshop on the*

- [16] Delahaye J P, Diemoz M, Long K, Mansoulié B, Pastrone N, Rivkin L, Schulte D, Skrinsky A and Wulzer A 2019 Muon colliders *ArXiv Prepr. ArXiv190106150*
- [17] Stratakis D, Mokhov N, Palmer M, Pastrone N, Raubenheimer T, Rogers C, Schulte D, Shiltsev V, Tang J and Yamamoto A 2022 A Muon Collider Facility for Physics Discovery *ArXiv Prepr. ArXiv220308033*
- [18] Shiltsev V D 1996 *An asymmetric μ -p collider as a quark structure microscope: Luminosity consideration* (Fermi National Accelerator Lab.)
- [19] Shiltsev V D 1997 An asymmetric muon-proton collider: luminosity consideration *Proceedings of the 1997 Particle Accelerator Conference (Cat. No. 97CH36167)* vol 1 (IEEE) pp 420–1
- [20] Ginzburg I 1998 Physics at future ep, γ p (linac-ring) and μ p colliders *Turk. J. Phys.* **22** 607–10
- [21] Cheung K 1998 Muon-proton colliders: Leptoquarks and contact interactions *AIP Conference Proceedings* vol 441 (American Institute of Physics) pp 338–44
- [22] Cheung K 2000 Muon-proton colliders: Leptoquarks, contact interactions and extra dimensions *AIP Conference Proceedings* vol 542 (American Institute of Physics) pp 160–70
- [23] Sultansoy S 1998 Four ways to TeV scale *Turk. J. Phys.* **22** 575–94
- [24] Sultansoy S 1999 The post-HERA era: brief review of future lepton-hadron and photon-hadron colliders *ArXiv Prepr. Hep-Ph9911417*
- [25] Acar Y C, Kaya U, Oner B B and Sultansoy S 2015 FCC based ep and μ p colliders *ArXiv Prepr. ArXiv151008284*
- [26] Acar Y C, Akay A N, Beser S, Canbay A C, Karadeniz H, Kaya U, Oner B B and Sultansoy S 2017 Future circular collider based lepton-hadron and photon-hadron colliders: Luminosity and physics *Nucl. Instrum. Methods Phys. Res. Sect. Accel. Spectrometers Detect. Assoc. Equip.* **871** 47–53
- [27] Canbay A C, Kaya U, Ketenoglu B, Oner B B and Sultansoy S 2017 SppC based energy frontier lepton-proton colliders: Luminosity and physics *Adv. High Energy Phys.* **2017**
- [28] Cheung K and Wang Z S 2021 Physics potential of a muon-proton collider *Phys. Rev. D* **103** 116009
- [29] Acosta D and Li W 2022 A muon-ion collider at BNL: the future QCD frontier and path to a new energy frontier of μ^+ μ^- colliders *Nucl. Instrum. Methods Phys. Res. Sect. Accel. Spectrometers Detect. Assoc. Equip.* 166334
- [30] Kaya U, Ketenoglu B and Sultansoy S 2018 The LHC based μ p colliders *ArXiv Prepr. ArXiv180709867*
- [31] Kaya U, Ketenoglu B, Sultansoy S and Zimmermann F 2022 Luminosity and physics considerations on HL-LHC and HE-LHC based μ p colliders *Europhys. Lett. EPL* **138** 24002
- [32] Delahaye J P, Adli E, Gessner S J, Hogan M J, Raubenheimer T, An W, Joshi C and Mori W 2014 A beam driven plasma-wakefield linear collider from Higgs factory to multi-TeV *Proceedings of the 5th International Particle Accelerator Conference (IPAC'14)* pp 3791–3
- [33] Dagli B, Sultansoy S, Ketenoglu B and Oner B B 2021 Beam-Beam Simulations for Lepton-Hadron Colliders: AloHEP Software 12th Int. Particle Acc. Conf (IPAC'21)
- [34] Dagli B and Oner B B (2022) A Luminosity Optimizer for High Energy Physics TOBB ETU High Energy Physics http://yef.etu.edu.tr/ALOHEP2_eng.html
- [35] Dagli B and Ozturk A (2022) ALOHEP(A Luminosity Optimizer for High Energy Physics) <https://github.com/yefetu/ALOHEP>