

# Towards Goal, Feasibility, and Diversity-Oriented Deep Generative Models in Design

Lyle Regenwetter

Department of Mechanical Engineering  
Massachusetts Institute of Technology  
regenwet@mit.edu

Faez Ahmed

Department of Mechanical Engineering  
Massachusetts Institute of Technology  
faez@mit.edu

## I. ABSTRACT

*Deep Generative Machine Learning Models (DGMs) have been growing in popularity across the design community thanks to their ability to learn and mimic complex data distributions. DGMs are conventionally trained to minimize statistical divergence between the distribution over generated data and distribution over the dataset on which they are trained. While sufficient for the task of generating “realistic” fake data, this objective is typically insufficient for design synthesis tasks. Instead, design problems typically call for adherence to design requirements, such as performance targets and constraints. Advancing DGMs in engineering design requires new training objectives which promote engineering design objectives. In this paper, we present the first Deep Generative Model that simultaneously optimizes for performance, feasibility, diversity, and target achievement. We benchmark performance of the proposed method against several Deep Generative Models over eight evaluation metrics that focus on feasibility, diversity, and satisfaction of design performance targets. Methods are tested on a challenging multi-objective bicycle frame design problem with skewed, multimodal data of different datatypes. The proposed framework was found to outperform all Deep Generative Models in six of eight metrics.*

## II. INTRODUCTION

Automatically creating innovative designs that outperform all existing solutions and meet complex real-world engineering constraints is the holy grail of data-driven engineering design. This is an incredibly demanding task and current design automation tools remain insufficient for full autonomy in product design. Recently, Deep Generative Models (DGMs) have emerged as a viable means to bridge the gap to this overarching design automation goal. DGMs, such as Generative Adversarial Networks and Variational Autoencoders, are typically trained to minimize the statistical divergence (or maximize similarity) between distributions of generated samples and the underlying data distribution. In engineering design, design objectives and constraints make statistical similarity metrics insufficient and sometimes inappropriate. Despite this, an overwhelming majority of research in engineering design continues to optimize and evaluate methods using statistical similarity. We believe the continuation of this practice is rooted in two central challenges. Firstly, appropriate metrics to evaluate

DGMs on engineering objectives such as design performance, feasibility, and achievement of design requirements are poorly established. Secondly, researchers lack effective methods to build these auxiliary objectives into training procedures and instead fall back upon the established structural similarity as the central training mechanism. This paper presents our proposed solution to the aforementioned challenges. Our key contributions are summarized as follows:

- 1) We introduce the Design Target Achievement Index (DTAI), a differentiable loss function which allows Deep Generative Models to prioritize, meet, and exceed multi-objective performance targets specified by a designer.
- 2) We introduce the first Deep Generative Model that simultaneously optimizes for design performance, diversity, feasibility, and target satisfaction. We demonstrate that our specialized loss function yields significant performance improvements, such as increasing the average proportion of design targets met by 45% and the proportion of feasible designs by 30% versus state-of-the-art tabular generation methods.
- 3) We demonstrate that the proposed framework outperforms GANs, Conditional Tabular GANs, and Multi-Objective Performance-aware Diverse GANs in six evaluation metrics tested.

## III. REVIEW OF DEEP GENERATIVE MODELS IN ENGINEERING DESIGN

In a recent review of Deep Generative Models (DGMs), Regenwetter et al. [1] discuss the application of DGMs across engineering design fields and analyze key limitations in the current state-of-the-art in DGM methodology. For a more detailed review and discussion, we refer the reader to [1]. The authors suggest that successfully addressing several key challenges will be essential in the continued development of DGMs for engineering design. Four of these challenges are design performance, design novelty, more robust design representation methods, and targeted inverse design.

Design performance (quality) may be comprised of many diverse (and sometimes competing) objectives, such as weight, cost, aerodynamics, etc. Several approaches to incorporate design performance into DGMs have been proposed: 1) Building performance-estimating objectives into the training function [2], [3]; 2) Iteratively training the DGM on datasets augmented

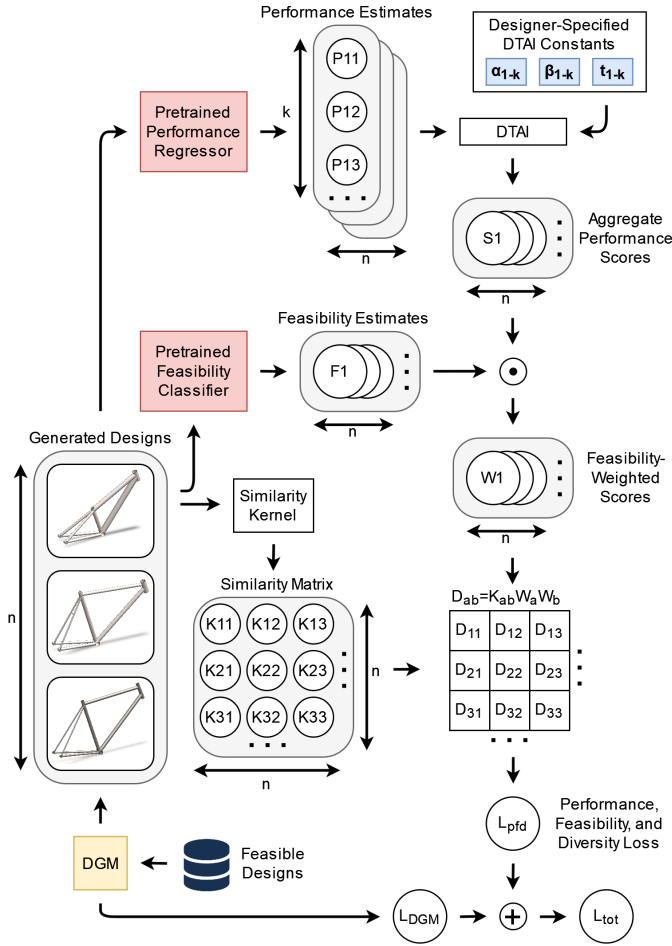


Fig. 1: Proposed Performance, Feasibility, and Diversity-Aware DGM

with high-performing generated designs [4], [5]; 3) Optimizing latent vectors using a fitting surrogate model [6], [7]. Despite this, existing DGMs in engineering design lack any mechanism to condition design generation toward a specific set of designer-specified performance targets. Our proposed framework uses an auxiliary loss (approach #1) that considers performance, target achievement, diversity, and feasibility of generated designs in a single aggregate score.

#### IV. METHODOLOGY

To construct a loss function that considers performance, target achievement, diversity, and feasibility, we first propose an aggregate performance score that considers a design's adherence to designer-specified design performance targets. We then augment this score with a feasibility likelihood for a feasibility-weighted performance score. Finally, we scale these feasibility-weighted performance scores with diversity scores and compute a final loss using a Determinantal Point Process, as proposed in [2]. This loss is appended to the loss function of a Deep Generative Model. In our testing, we use a Generative Adversarial Network. The overall pipeline is shown in Figure 1. Below, we discuss how the various scores are calculated.

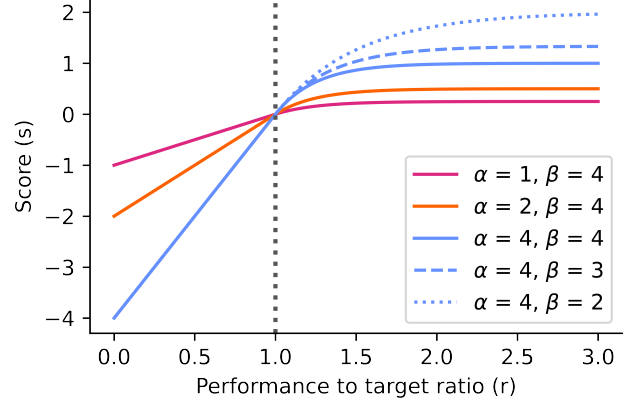


Fig. 2: The  $\alpha$  parameter adjusts the steepness of the Design Target Achievement Index (DTAI) curve, while the  $\beta$  parameter adjusts how steeply it falls off after the target is exceeded.

##### A. Aggregate Performance Score

To quantify how well a design adheres to designer-specified performance targets, we propose a novel training loss called the Design Target Achievement Index (DTAI) in [8]. We provide an overview of the loss here, but refer readers to the original paper for more details. Consider a design,  $i$ , and its performance  $p_{i,k}$  with respect to a particular performance target,  $t_k$ , for  $k \in \{1 \dots T\}$  where  $T$  is the number of design objectives (i.e. weight, safety factor, etc.). In any given objective,  $k$ , we desire our design's performance to exceed the performance target:  $p_{i,k} \geq t_k$ . When our design's performance exceeds the target, we have  $r_{i,k} = \frac{p_{i,k}}{t_k} \geq 1$ . We propose the following piecewise scoring function to compute an individual target achievement score,  $s_{i,k}$  in terms of  $r_{i,k}$ . This function is parameterized by two tuning factors,  $\alpha_k$  and  $\beta_k$ , which adjust the steepness of the curve (importance of the objective) and the decay once the target is exceeded (how valuable improvement beyond the target is for this objective). Figure 2 shows the effect of adjusting  $\alpha_k$  and  $\beta_k$ .

$$s_{i,k} = \begin{cases} \alpha_k(1 - r_{i,k}) & r_{i,k} \leq 1 \\ \frac{\alpha_k}{\beta_k}(1 - e^{\beta_k(1-r_{i,k})}) & r_{i,k} > 1 \end{cases} \quad (1)$$

The individual scores  $s_{i,k}$  for each objective are summed into an aggregate score, then scaled by the minimum and maximum values for the sum,  $s_{min}$  and  $s_{max}$ , which can be easily derived. This final result is our proposed Design Target Achievement Index,  $s_{DTAI}$ .

$$s_{DTAI,i} = \frac{(\sum_{k=1}^n s_{i,k}) - s_{min}}{s_{max} - s_{min}} \quad (2)$$

$$s_{min} = -\sum_{k=1}^T \alpha_k, \quad s_{max} = \sum_{k=1}^T \frac{\alpha_k}{\beta_k} \quad (3)$$

DTAI has many desirable properties: DTAI's derivative with respect to an individual objective is large when a design is currently underperforming the objective's performance target

but exponentially decays as the design outperforms the target. DTAI is differentiable across the entire space of possible performance and constraint values and its derivative is continuous. Both DTAI and its derivative are bounded. DTAI's computational cost scales linearly with the number of design objectives. Finally, DTAI's  $\alpha$  and  $\beta$  parameters enable easy and precise customization by the designer.

Since DTAI is used as a training loss, performance estimates must be differentiable. In the example application, we pretrain a supervised regressor to estimate performance for generated designs.

### B. Feasibility-Weighted Performance Scores

DGMs in engineering design often struggle with physical infeasibility of generated designs (conflicting geometry, negative distances, etc.). Just as we train a surrogate model to predict performance of generated designs, we can also predict their feasibility using a pretrained supervised classifier. Given predicted feasibility likelihood for a generated design, we multiply its aggregate performance score with its feasibility likelihood for a feasibility-weighted performance score.

### C. Diversity, Feasibility, and Performance Loss

Chen & Ahmed [2] propose a method to incorporate performance and diversity into DGM training using a weighted similarity matrix calculated with a similarity kernel and a Determinantal Point Process (DPP). We borrow the proposed approach, calculating a similarity matrix, which we scale using feasibility-weighted performance scores and a hyperparameter that modulates the importance of diversity versus performance. The final diversity, feasibility, and performance loss is calculated using a DPP and appended to the DGM's standard training loss.

## V. EXPERIMENTAL RESULTS

### A. Dataset

For this study, we select the recently-introduced FRAMED dataset [9], which consists of 4500 community-designed bicycle frame models [10], parameterized over 37 design variables (tube dimensions, frame material, etc.). The FRAMED dataset provides a set of ten structural performance measures for each frame (weight, deflections, etc.). For testing, we select a demanding set of performance targets equal to the 75<sup>th</sup> percentile performance scores from the dataset in each objective.

### B. Benchmark Models

We benchmark our proposed framework against several baselines. The simplest of these are random sampling from the dataset and random interpolation between dataset models. We also benchmark a vanilla GAN and a Conditional Tabular GAN (CTGAN) proposed in [11], which do not consider performance, diversity, feasibility or target achievement. Finally, we benchmark a Multi-Objective Performance-Aware Diverse GAN (MO-PaDGAN), as proposed in [3], which considers performance and diversity, but not feasibility or target achievement. When introduced, MO-PaDGAN improved

multi-objective performance for aerodynamic synthesis by 186% compared to a standard GAN, and thus constitutes a strong model for comparison.

### C. Results

Table I shows the results of our testing. All in all, the proposed framework achieves superior performance in all evaluation metrics except diversity over all other Deep Generative Models tested. While diversity scores are modest, diversity can be prioritized using the diversity modulation hyperparameter, if desired. The framework boasts a 95.9% feasibility rate among generated designs over average the average 72.7% across the baseline DGMs. Furthermore, it attains an average of 69.8% of design targets as compared to an average of 33.8% across baseline DGMs. Figure 3 presents violin plots of the distribution of Design Target Achievement Index and Target Success Rate over the space of generated designs for baseline methods. A continuous distribution is approximated over the 250 designs generated by each method using a Kernel Density Estimate (KDE). The proposed framework is shown to consistently outperform competing methods across distributions of generated samples in target achievement and aggregate performance.

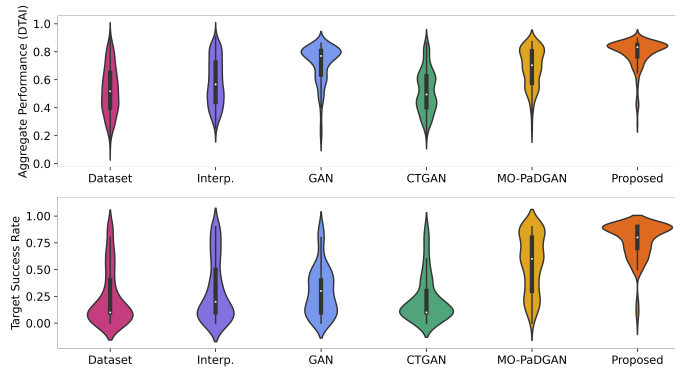


Fig. 3: Violin plots demonstrate that the distribution of designs synthesized the proposed method tend toward significantly higher performance and target success rate compared to distributions of designs synthesized by baseline models.

### D. Ablation Study

The ablation study shown in Table II contrasts the proposed PaDGAN with DTAI and auxiliary classifier against variants without the classifier (-CLF) and using MO-PaDGAN's random objective weighting instead of DTAI (-DTAI). We note that the configuration without the classifier and using MO-PaDGAN's random objective weighting is equivalent to the previous state-of-the-art MO-PaDGAN (-DTAI, -CLF). We outperform Mo-PaDGAN in every metric tested, with significant improvements in feasibility (95.9% from 87.1%), DTAI (0.79 from 0.69), Target Success Rate (TSR) (69.8% from 48.4%), and Hypervolume ( $3.82E - 7$  from  $2.95E - 7$ ).

TABLE I: Deep Generative Models scored on the six proposed evaluation metrics. Models from left to right: Randomly sampled design subsets from the FRAMED dataset (Dataset), Random Interpolation between FRAMED designs (Interpolation), Vanilla GAN (GAN), Conditional Tabular GAN (CTGAN), Proposed PaDGAN with DTAI and auxiliary Geometric Feasibility Classifier (Proposed)

	Dataset	Interpolation	GAN (2014)	CTGAN (2019)	MO-PaDGAN (2020)	Proposed (2022)
Mean Target Success Rate (TSR) (%)	24	31.3	28.6	24.4	48.4	69.8
Feasibility Rate (GFR) (%)	100	100	65.2	65.7	87.1	95.9
Mean Design Target Achievement Index (DTAI)	0.53	0.58	0.71	0.52	0.69	0.79
Mean Minimum Target Ratio (MTR)	0.32	0.37	0.41	0.32	0.42	0.43
Hypervolume (HV) $\cdot 10^{-7}$	4.81	4	3.04	3.54	2.95	3.82
Mean Design Novelty (DN)	0	7.17	8.3	8.02	9.94	9.96
Mean Design Space Diversity	8.6	13.28	10.08	14.12	7.11	9.48
Mean Performance Space Diversity (PSD)	3.8	3.4	2.71	3.95	2.62	2.71

TABLE II: Ablation Study Contrasting Proposed PaDGAN with DTAI training loss and auxiliary classifier against PaDGAN without DTAI (-DTAI), without the auxiliary classifier (-CLF), and MO-PaDGAN (-DTAI, -CLF).

	Proposed	-DTAI	-CLF	-DTAI, -CLF
Mean Target Success Rate (%)	69.8	67.7	51.4	48.4
Feasibility Rate (%)	95.9	82.5	83.2	87.1
Mean Minimum Target Ratio	0.43	0.51	0.46	0.42
Mean Design Target Achievement Index (DTAI)	0.79	0.80	0.72	0.69
Hypervolume $\cdot 10^{-7}$	3.82	3.82	3.40	2.95
Mean Design Novelty	9.96	9.90	10.52	9.94
Mean Design Space Diversity	9.48	6.21	5.80	7.11
Mean Performance Space Diversity	2.71	2.24	2.44	2.62

## VI. CONCLUSION

We introduce a novel differentiable scoring metric called Design Target Achievement Index (DTAI) which allows Deep Generative Models to prioritize, meet, and exceed multi-objective performance targets. We augment a Performance-Augmented Diverse GAN with our DTAI objective and demonstrate significantly improved performance in design generation. We then further augment this PaDGAN with an auxiliary classifier to encourage the generation of feasible results. To benchmark our method, we evaluate a variety of Deep Generative Models, including the Multi-Objective PaDGAN, and specialized tabular generation algorithm, CTGAN. Methods are tested on a challenging bicycle frame design problem with 10 performance objectives. The proposed PaDGAN with DTAI loss and auxiliary classifier outperforms baseline DGMs in every evaluation metric and further outperforms other PaDGAN variants in ablation studies. All in all, this work establishes a novel Deep Generative Framework that actively optimizes performance, diversity, feasibility, and target satisfaction to establish a new state-of-the-art in design generation using Deep Generative Models.

## VII. ACKNOWLEDGMENTS

We would like to thank Amin Heyrani Nobari for creating the Tensorflow 2.x version of PaDGAN which we modified to generate our results. We also acknowledge MathWorks for supporting this research.

## REFERENCES

- [1] L. Regenwetter, A. H. Nobari, and F. Ahmed, "Deep generative models in engineering design: A review," *arXiv preprint arXiv:2110.10863*, 2021.
- [2] W. Chen and F. Ahmed, "PaDGAN: Learning to generate high-quality novel designs," *Journal of Mechanical Design*, vol. 143, no. 3, p. 031703, 2021.
- [3] —, "MO-PaDGAN: Reparameterizing engineering designs for augmented multi-objective optimization," *Applied Soft Computing*, vol. 113, p. 107909, 2021.
- [4] S. Oh, Y. Jung, S. Kim, I. Lee, and N. Kang, "Deep generative design: Integration of topology optimization and generative models," *Journal of Mechanical Design*, vol. 141, no. 11, 2019.
- [5] D. Shu, J. Cunningham, G. Stump, S. W. Miller, M. A. Yukish, T. W. Simpson, and C. S. Tucker, "3d design using generative adversarial networks and physics-based validation," *Journal of Mechanical Design*, vol. 142, no. 7, p. 071701, 2020.
- [6] S. Rawat and M. H. Shen, "Application of adversarial networks for 3d structural topology optimization," *SAE Technical Paper*, Tech. Rep., 2019.
- [7] T. Guo, D. J. Lohan, R. Cang, M. Y. Ren, and J. T. Allison, "An indirect design representation for topology optimization using variational autoencoder and style transfer," in *2018 AIAA/ASCE/AHS/ASC Structures, Structural Dynamics, and Materials Conference*, 2018, p. 0804.
- [8] L. Regenwetter and F. Ahmed, "Design target achievement index: A differentiable metric to enhance deep generative models in multi-objective inverse design," *arXiv preprint arXiv:2205.03005*, 2022.
- [9] L. Regenwetter, C. Weaver, and F. Ahmed, "FRAMED: Data-driven structural performance analysis of community-designed bicycle frames," *arXiv preprint arXiv:2201.10459*, 2022.
- [10] L. Regenwetter, B. Curry, and F. Ahmed, "BIKED: A Dataset for Computational Bicycle Design With Machine Learning Benchmarks," *Journal of Mechanical Design*, vol. 144, no. 3, 10 2021, 031706. [Online]. Available: <https://doi.org/10.1115/1.4052585>
- [11] L. Xu, M. Skoularidou, A. Cuesta-Infante, and K. Veeramachaneni, "Modeling tabular data using conditional gan," *Advances in Neural Information Processing Systems*, vol. 32, 2019.