

Semiclassical study of the Mixmaster model: The quantum Kasner map

David Brizuela¹ and Sara F. Uria²

Department of Physics and EHU Quantum Center, University of the Basque Country UPV/EHU, Barrio Sarriena s/n, 48940, Leioa, Spain

Abstract

According to the Belinski-Khalatnikov-Lifshitz conjecture, close to a spacelike singularity different spatial points decouple, and the dynamics can be described in terms of the Mixmaster (vacuum Bianchi IX) model. In order to understand the role played by quantum-gravity effects in this context, in the present work we consider the semiclassical behavior of this model. Classically, this system undergoes a series of transitions between Kasner epochs, which are described by a specific transition law. This law is derived based on the conservation of certain physical quantities and the rotational symmetry of the system. In a quantum scenario, however, fluctuations and higher-order moments modify these quantities, and consequently also the transition rule. In particular, we perform a canonical quantization of the model and then analytically obtain the modifications of this transition law for semiclassical states peaked around classical trajectories. The transition rules for the quantum moments are also obtained, and a number of interesting properties are derived concerning the coupling between the different degrees of freedom. More importantly, we show that, due to the presence of quantum-gravity effects and contrary to the classical model, there appear certain finite ranges of the Kasner parameters for which the system will not undergo further transitions and will follow a Kasner regime until the singularity. Even if a more detailed analysis is still needed, this feature points toward a possible resolution of the classical chaotic behavior of the model. Finally, a numerical integration of the equations of motion is also performed in order to verify the obtained analytical results.

1 Introduction

According to the Belinski-Khalatnikov-Lifshitz conjecture [1], close to a generic spacelike singularity, spatial derivatives become negligible as compared to time derivatives. The dynamics of the spacetime becomes then effectively local, in the sense that different spatial points decouple, and in vacuum the evolution of each point can thus be described in terms of the Mixmaster (vacuum Bianchi IX) model [2, 3]. Even if complicated, the dynamics of this model is quite well understood, and asymptotically, as the singularity is approached, it can be described in terms of a sequence of Bianchi II models combined with appropriate rotations of the axes [4, 5]. This Bianchi II model in turn predicts kinetically dominated long periods, which are known as Kasner epochs, connected by quick transitions. In general, while the spatial volume monotonically decreases as the singularity is approached, the scale factors corresponding to the different directions oscillate, periodically stretching and squeezing, which results in chaotic behavior of the model.

Although a formal proof is still missing, this conjecture is supported by a number of numerical studies [6–8]. However, it cannot be complete, since near any singularity, quantum-gravity effects are expected to become important. Hence, in order to study how this picture is modified when the quantum behavior of the gravity is taken into account, one needs to consider the quantum dynamics of the Mixmaster model.

In the literature numerous approaches can be found that study such models based on various quantization methods and focused on different questions, such as the avoidance of the singularity, the survival of the chaotic behavior, or the construction of fundamental and excited quantum states [9–23]. Other proposals focus on Bianchi II quantum models [24–28] as a simpler setup to provide a preliminary description of the full quantum evolution. In particular, an interesting question is whether the structure of alternating Kasner regimes and transitions endures when quantum effects are considered and, more importantly, how the classical transition laws are modified. This was first examined in Ref. [28] for the locally rotationally symmetric Bianchi II model. In the present paper we will generalize this study for a general vacuum Bianchi IX universe. For such a purpose, we will first analyze the canonical structure and the corresponding approximate solutions of the classical model. In this way, we will obtain the transition laws that relate the characteristic parameters of

¹david.brizuela@ehu.eus

²sara.fernandezu@ehu.eus

subsequent Kasner regimes, also known as the Kasner map. In order to perform the analysis of the quantum system, the wave function will be decomposed into its infinite set of moments by following the framework first presented in Ref. [29]. This framework is especially well suited to study the evolution of peaked semiclassical states, and it has proven to be very useful to describe the quantum dynamics of several cosmological models see, e.g., Refs. [30–38]. In this context, with certain approximations, we will analytically solve the dynamics of the system in order to check how the classical transition laws are modified by quantum-gravity effects. Furthermore, we will also obtain the relation between quantum moments of subsequent Kasner regimes. This study will lead to the complete quantum Kasner map. In particular we will show that, contrary to the classical map, in this case there are finite ranges of the Kasner parameters for which the system does not develop further transitions, and thus follows a Kasner regime until the singularity. This fact indicates that, at least in this sense, the stochastic properties of the classical model will not be present in the quantum case. Finally, we will also perform a numerical resolution of the full equations of motion in order to test our analytical results.

The rest of the article is organized as follows: In Sec. 2, we perform the classical analysis of the model. Section 3 presents the analytical study of the quantum dynamics and, in particular, the quantum Kasner map for a generic state. In Sec. 4, certain particular initial quantum states are considered in order to obtain some specific features of the corresponding quantum Kasner map and to perform a numerical study of the system. Section 5 discusses and summarizes the main results of the paper.

2 Classical analysis

2.1 Variables and equations of motion

There is a wide variety of variables used in the literature to describe the Bianchi IX model. Here, we will follow the framework proposed by Misner [3], who defined the shape parameters:

$$\begin{aligned}\beta_+ &:= -\frac{1}{2} \ln \left[\frac{a_3}{(a_1 a_2 a_3)^{1/3}} \right], \\ \beta_- &:= \frac{1}{2\sqrt{3}} \ln \left(\frac{a_1}{a_2} \right),\end{aligned}\tag{1}$$

with a_1 , a_2 , and a_3 being the scale factors for each spatial direction. These shape parameters are vanishing in the case of a completely isotropic universe ($a_1 = a_2 = a_3$) and provide a direct measure of the anisotropy of the model: β_- encodes the ratio between the scale factors in directions 1 and 2, whereas β_+ represents the relation between the scale factor in direction 3 and (the cube root of) the volume $e^\alpha := (a_1 a_2 a_3)^{1/3}$.

In the previous paper [28], we considered the particular locally rotationally symmetric case $a_1 = a_2$, which removes the shape parameter β_- and greatly simplifies the computations. But here, we will analyze the general case described by the three configuration variables $(\alpha, \beta_+, \beta_-)$.

The Hamiltonian constraint for the vacuum Bianchi IX model reads as follows:

$$\mathcal{C} = \frac{1}{2} e^{-3\alpha} (-p_\alpha^2 + p_-^2 + p_+^2) + e^\alpha U(\beta_+, \beta_-) = 0,\tag{2}$$

where $p_\alpha := -\frac{e^{3\alpha}}{N} \frac{d\alpha}{dt}$ and $p_\pm := \frac{e^{3\alpha}}{N} \frac{d\beta_\pm}{dt}$ are the conjugate momenta of α and β_\pm , respectively, with the lapse function N and corresponding time variable t . The Poisson brackets are canonical and are given by $\{\alpha, p_\alpha\} = \{\beta_+, p_+\} = \{\beta_-, p_-\} = 1$, and equal zero for any other combination of variables. Since $\alpha = \alpha(t)$ is a monotonic function, and as it is usually done in this model, we will choose α as the internal time variable. However, it is important to keep in mind that different choices of deparametrization are possible, which generically would give rise to different quantum pictures. In this way, one can deparametrize the above constraint and construct the physical (nonvanishing) Hamiltonian,

$$H := -p_\alpha = [p_+^2 + p_-^2 + 2e^{4\alpha} U(\beta_+, \beta_-)]^{1/2}.\tag{3}$$

Then, the evolution equations are straightforwardly obtained by computing the Poisson brackets of the corresponding variable with the Hamiltonian [Eq. (3)]—namely,

$$\dot{\beta}_+ = \frac{p_+}{H}, \quad (4)$$

$$\dot{\beta}_- = \frac{p_-}{H}, \quad (5)$$

$$\dot{p}_+ = -\frac{e^{4\alpha}}{H} \frac{\partial U}{\partial \beta_+}, \quad (6)$$

$$\dot{p}_- = -\frac{e^{4\alpha}}{H} \frac{\partial U}{\partial \beta_-}, \quad (7)$$

where the dot stands for a derivative with respect to α .

The potential U only depends on the shape parameters and has the explicit form

$$U(\beta_+, \beta_-) := \frac{1}{6} \left[e^{-8\beta_+} + 2e^{4\beta_+} \left(\cosh(4\sqrt{3}\beta_-) - 1 \right) - 4e^{-2\beta_+} \cosh(2\sqrt{3}\beta_-) \right]. \quad (8)$$

The equipotential plot of this function is shown in Fig. 1. This potential has a threefold rotational symmetry with respect to the origin—that is, for any integer n , it is invariant under a $2\pi n/3$ rotation,

$$U(\beta_+, \beta_-) = U(O^n(\beta_+, \beta_-)), \quad (9)$$

where O describes a $2\pi/3$ clockwise rotation. Its explicit action is given by $O(x, y) := \left(-\frac{x}{2} + \frac{\sqrt{3}y}{2}, -\frac{\sqrt{3}x}{2} - \frac{y}{2} \right)$, which can easily be seen from its matrix representation,

$$\begin{pmatrix} \cos\left(\frac{2\pi}{3}\right) & \sin\left(\frac{2\pi}{3}\right) \\ -\sin\left(\frac{2\pi}{3}\right) & \cos\left(\frac{2\pi}{3}\right) \end{pmatrix} = \begin{pmatrix} -\frac{1}{2} & \frac{\sqrt{3}}{2} \\ \frac{\sqrt{3}}{2} & -\frac{1}{2} \end{pmatrix}. \quad (10)$$

In fact, since the kinetic term is invariant under rotations, the whole Hamiltonian [Eq. (3)] has this rotational symmetry considering the transformation of the four canonical variables $(\beta_+, \beta_-, p_+, p_-)$ —that is,

$$H(\beta_+, \beta_-, p_+, p_-, \alpha) = H(R^n(\beta_+, \beta_-, p_+, p_-), \alpha), \quad (11)$$

where R denotes the canonical transformation produced by a $2\pi/3$ clockwise rotation both in the position variables and its corresponding momenta,

$$R(\beta_+, \beta_-, p_+, p_-) := \left(-\frac{1}{2}\beta_+ + \frac{\sqrt{3}}{2}\beta_-, -\frac{\sqrt{3}}{2}\beta_+ - \frac{1}{2}\beta_-, -\frac{1}{2}p_+ + \frac{\sqrt{3}}{2}p_-, -\frac{\sqrt{3}}{2}p_+ - \frac{1}{2}p_- \right). \quad (12)$$

An important property of this transformation, that will later be used, is that $R^2 = R^{-1}$, since two $2\pi/3$ clockwise rotations are equivalent to a $2\pi/3$ counterclockwise rotation. In fact, the full symmetry group of the Hamiltonian is C_{3v} , which is generated by the $2\pi/3$ rotation and a reflection relative to one the symmetry semiaxes.

As can be seen in Fig. 1, the three symmetry semiaxes $\{\beta_- = 0, \beta_+ > 0\}$, $\{\beta_- = \sqrt{3}\beta_+/2, \beta_- > 0\}$, and $\{\beta_- = -\sqrt{3}\beta_+/2, \beta_- < 0\}$ define three valleys surrounded by exponential walls and divide the (β_+, β_-) plane into three sectors, which will be named S_1 , S_2 , and S_3 . All along these semiaxes the potential takes negative values and runs from the global minimum $U(0, 0) = -1/2$ at the origin toward zero as the shape parameters tend to infinity. Away from these valleys, the potential can be well approximated in terms of the much simpler exponential function $V(\beta_+, \beta_-) = e^{-8\beta_+}/6$, which corresponds to the Bianchi II model and appropriately chosen rotations. More precisely,

$$U(\beta_+, \beta_-) \approx \begin{cases} V(\beta_+, \beta_-), & \text{if } (\beta_+, \beta_-) \in S_1, \\ (V \circ O)(\beta_+, \beta_-) = V\left(-\frac{\beta_+}{2} - \frac{\sqrt{3}\beta_-}{2}, \frac{\sqrt{3}\beta_+}{2} - \frac{\beta_-}{2}\right), & \text{if } (\beta_+, \beta_-) \in S_2, \\ (V \circ O^{-1})(\beta_+, \beta_-) = V\left(-\frac{\beta_+}{2} + \frac{\sqrt{3}\beta_-}{2}, -\frac{\sqrt{3}\beta_+}{2} - \frac{\beta_-}{2}\right), & \text{if } (\beta_+, \beta_-) \in S_3, \end{cases} \quad (13)$$

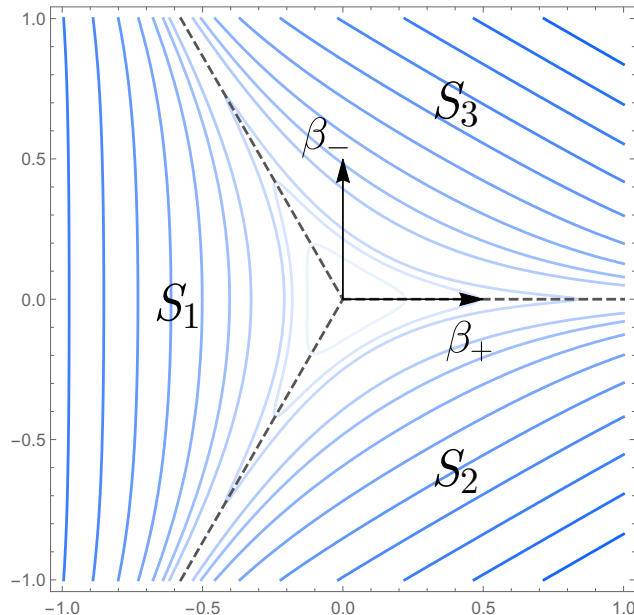


Figure 1: Equipotential plot of the Bianchi IX potential $U(\beta_+, \beta_-)$ given in Eq. (8). The continuous blue curves are the equipotential lines, with the brightness denoting the value of the potential (brighter lines correspond to higher values of the potential). The three dashed black lines describe the local minima of the potential. Along these lines, the potential takes negative values—from the global minimum at the origin, $U(\beta_+, \beta_-) = -1/2$, to $U(\beta_+, \beta_-) \rightarrow 0$ as the shape parameters tend to infinity.

where the symbol \circ stands for the composition of the corresponding functions. That is, away from the valleys, in sector S_1 , the potential is directly given by V . In sectors S_2 and S_3 , the leading terms of the potential U are, respectively, $e^{4(\beta_+ - \sqrt{3}\beta_-)}$ and $e^{4(\beta_+ + \sqrt{3}\beta_-)}$, and thus one needs to perform a $2\pi/3$ rotation to approximate them by the simpler function V .

In particular, all the above properties of the potential U make it possible to asymptotically (as the Universe approaches the curvature singularity located at $\alpha \rightarrow -\infty$) describe the dynamics of a generic Bianchi IX model as a sequence of Kasner epochs and transitions ruled by the Bianchi II potential V [5]. During the Kasner epochs the potential U is negligible, the kinetic term of the Hamiltonian thus dominates, and the system follows a straight line in the (β_+, β_-) plane. At a certain point, the system ceases to be kinetically dominated, it bounces against the exponential walls described by the potential U , which can be approximated by the Bianchi II potential V , and it enters a new Kasner epoch.

Therefore, in the following subsections we will derive the transition rules (sometimes also called the Kasner map) that relate the precise values of the characteristic constants of subsequent Kasner epochs. More precisely, in Sec. 2.2 we will first solve the equations of motion for a given Kasner epoch and characterize each of these epochs by four constants. Then, the analysis of the transition rules will be divided into two steps. In Sec. 2.3 a bounce of the system against the exponential walls will be considered, whereas in Sec. 2.4 this study will be extended to describe a sequence of bounces against the exponential walls.

2.2 Kasner epochs

The dynamics of the exact Kasner (Bianchi I vacuum) model is ruled by the Hamiltonian in Eq. (3) with a vanishing potential—that is, $H_K = P := (p_+^2 + p_-^2)^{1/2}$, which corresponds to the square root of the Hamiltonian of a free particle in two dimensions. Thus, it does not depend on the shape parameters, and in this case the momenta p_+ and p_- remain constant all along the evolution. As commented above, asymptotically the Bianchi IX model follows certain regimes where the dynamics can be well approximated by the Hamiltonian of the Kasner model H_K . However, before explicitly solving the equations of motion for these regimes, let us first analyze the conditions that must be met for the potential and its derivatives for such a regime to be a good approximation of the full Bianchi IX dynamics.

First of all, the potential U must be negligible with respect to the kinetic term P —that is,

$$\frac{e^{4\alpha}|U|}{P^2} \ll 1, \quad (14)$$

where $P = (p_+^2 + p_-^2)^{1/2}$ as defined above. In addition, the derivatives of the potential should also be small, since otherwise, due to the equations of motion [Eqs. (4)–(7)], the momenta will not be constant and the Kasner regime will not be followed. In order to check the exact requirements for the gradient of the potential, one can perform a Taylor expansion of the functions $p_{\pm}(\alpha)$ around a certain value of α . Then, for these momenta to be constant during a lapse of time $\delta\alpha$, the following terms should be negligible:

$$\frac{|\delta\alpha|^n}{n!} \left| \frac{1}{p_+} \frac{d^n p_+}{d\alpha^n} \right| \ll 1,$$

$$\frac{|\delta\alpha|^n}{n!} \left| \frac{1}{p_-} \frac{d^n p_-}{d\alpha^n} \right| \ll 1,$$

for all integers $n \geq 1$. By combining these expressions with the equations of motion [Eqs. (6) and (7)], we obtain the precise conditions for the derivatives of the potential:

$$e^{4\alpha} \frac{|\delta\alpha|^n}{n!} |\gamma_n^+| \ll 1, \quad (15)$$

$$e^{4\alpha} \frac{|\delta\alpha|^n}{n!} |\gamma_n^-| \ll 1, \quad (16)$$

for all integers $n \geq 1$, and where γ_n^{\pm} have been defined as

$$\gamma_n^+ := \frac{1}{P^n} \sum_{k=1}^n \binom{n-1}{k-1} p_+^{k-2} p_-^{n-k} \frac{\partial^n U}{\partial \beta_+^k \partial \beta_-^{n-k}}, \quad (17)$$

$$\gamma_n^- := \frac{1}{P^n} \sum_{k=1}^n \binom{n-1}{k-1} p_-^{k-2} p_+^{n-k} \frac{\partial^n U}{\partial \beta_-^k \partial \beta_+^{n-k}}. \quad (18)$$

The equations of motion for the shape parameters in Eqs. (4) and (5) do not provide extra requirements. Therefore, as long as the conditions of Eqs. (14)–(16) are obeyed at a given value of α , the Kasner regime will be a good approximation of the dynamics during a lapse of time $\delta\alpha$. In fact, from these conditions one can estimate the remaining time $\delta\alpha$ until the next bounce as

$$|\delta\alpha| \approx e^{-4\alpha} \min_{n \geq 1} \left\{ \left(\frac{n!}{|\gamma_n^+|} \right)^{1/n}, \left(\frac{n!}{|\gamma_n^-|} \right)^{1/n} \right\}. \quad (19)$$

As can be observed, due to the exponential term $e^{-4\alpha}$, the duration of the Kasner epochs grows as $\alpha \rightarrow -\infty$. Consequently, as the system approaches the singularity, each subsequent Kasner regime lasts longer than the previous ones.

As already commented, during these Kasner periods, the momenta p_+ and p_- are conserved, and the corresponding equations of motion for the shape parameters [Eqs. (4) and (5)] can easily be solved:

$$\beta_+ = c_+ + \frac{p_+}{P} \alpha, \quad (20)$$

$$\beta_- = c_- + \frac{p_-}{P} \alpha, \quad (21)$$

with the integration constants c_+ and c_- . If we consider the system as a particle moving along the plane (β_+, β_-) , then since we are considering the backward evolution as we approach the singularity at $\alpha \rightarrow -\infty$, it is natural to define the velocity vector as $\mathbf{v} := (-\dot{\beta}_+, -\dot{\beta}_-)$. According to Eqs. (20) and (21), during the Kasner regimes this vector \mathbf{v} is constant and of unit Euclidean norm. Therefore, in this sense, all the

dynamical information can be encoded in the angle θ formed by \mathbf{v} with the positive β_+ axis. That is, defining the angle $\theta \in [0, 2\pi)$ as $\cos \theta = -\frac{p_+}{P}$ and $\sin \theta = -\frac{p_-}{P}$, the above expressions take the simple form

$$\beta_+ = c_+ - \alpha \cos \theta, \quad (22)$$

$$\beta_- = c_- - \alpha \sin \theta. \quad (23)$$

Hence, during these Kasner epochs the shape parameters are, depending on the sign of their corresponding momentum p_- or p_+ , increasing or decreasing linear functions of α , and the system follows a straight line in the (β_+, β_-) plane with slope $\tan \theta = \frac{p_-}{p_+}$. In this way, each Kasner epoch is completely characterized by the values of the four parameters (c_+, c_-, p_+, p_-) . These parameters are constant during each epoch, but they will change when the system bounces against the potential wall.

2.3 A bounce against the potential walls

In order to analyze the bounce of the system against the potential walls, it is necessary to solve the dynamics given by the full evolution equations [Eqs. (4)–(7)]. We will obtain an implicit solution by constructing the conserved quantities $C = C(\alpha, \beta_+, p_+, \beta_-, p_-)$. By definition, such quantities must obey

$$0 = \frac{dC}{d\alpha} = \frac{\partial C}{\partial \alpha} + \frac{\partial C}{\partial \beta_+} \frac{d\beta_+}{d\alpha} + \frac{\partial C}{\partial \beta_-} \frac{d\beta_-}{d\alpha} + \frac{\partial C}{\partial p_+} \frac{dp_+}{d\alpha} + \frac{\partial C}{\partial p_-} \frac{dp_-}{d\alpha}, \quad (24)$$

which, using the equations of motion (4)–(7), can be rewritten as,

$$0 = H \frac{\partial C}{\partial \alpha} + \frac{\partial C}{\partial \beta_+} p_+ + \frac{\partial C}{\partial \beta_-} p_- - e^{4\alpha} \left(\frac{\partial U}{\partial \beta_+} \frac{\partial C}{\partial p_+} + \frac{\partial U}{\partial \beta_-} \frac{\partial C}{\partial p_-} \right). \quad (25)$$

Due to the complicated form of the potential U , it turns out to be very difficult to obtain analytical solutions to this equation. However, as explained in the beginning of this section [see Eq. (13)], for sufficiently large (in absolute value) negative α , the potential U can be well approximated by the simpler potential $V = e^{-8\beta_+}/6$ and certain rotations. For simplicity, let us first consider that the bounce happens in the sector S_1 , where $U \approx V$. (The analysis for the bounces in the other two sectors, S_2 and S_3 , will require certain rotations and will be considered below.)

If the potential U is given by V , the above equations for the conserved quantities are simplified since $\partial V/\partial \beta_- = 0$ and $\partial V/\partial \beta_+ = -8V$. Furthermore, considering the change of variables $\alpha \rightarrow H$, so that now $C = C(H, \beta_+, \beta_-, p_+, p_-)$, Eq. (25) takes the form

$$0 = 2(H^2 - p_+^2 - p_-^2) \frac{\partial C}{\partial H} + \frac{\partial C}{\partial \beta_+} p_+ + \frac{\partial C}{\partial \beta_-} p_- + 4(H^2 - p_+^2 - p_-^2) \frac{\partial C}{\partial p_+}, \quad (26)$$

which is a linear differential equation with polynomial coefficients. This can be analytically solved, which leads to the general form for the conserved quantities,

$$C = C \left[p_-, 2H - p_+, \left(\frac{2H - p_+}{p_-} \right) \beta_- + \beta_+ - 2\alpha, e^{\frac{4[(2H - p_+)^2 - 3p_-^2]^{1/2} \beta_-}{p_-}} \left(\frac{2}{1 + \frac{2p_+ - H}{[(2H - p_+)^2 - 3p_-^2]^{1/2}}} - 1 \right) \right], \quad (27)$$

for any arbitrary function $C : \mathbb{R}^4 \rightarrow \mathbb{R}$. Therefore, by choosing appropriate forms for this function, we define the following four observables:

$$\begin{aligned} C_1 &:= p_-, \\ C_2 &:= 2H - p_+, \\ C_3 &:= \left(\frac{2H - p_+}{p_-} \right) \beta_- + \beta_+ - 2\alpha, \\ C_4 &:= e^{\frac{4[(2H - p_+)^2 - 3p_-^2]^{1/2} \beta_-}{p_-}} \left(\frac{2}{1 + \frac{2p_+ - H}{[(2H - p_+)^2 - 3p_-^2]^{1/2}}} - 1 \right). \end{aligned} \quad (28)$$

These observables provide the analytic solution to the system implicitly. As they are conserved during the evolution, both during the Kasner epoch as well as during the bounce against the potential walls, one can obtain the transition rules that relate two subsequent Kasner epochs simply by evaluating these objects at each Kasner epoch and requesting that they indeed have the same value.

If we denote the parameters of the prebounce Kasner epoch by a bar ($\bar{c}_+, \bar{c}_-, \bar{p}_+, \bar{p}_-$) and those of the postbounce Kasner epoch by a tilde ($\tilde{c}_+, \tilde{c}_-, \tilde{p}_+, \tilde{p}_-$), the relation between both is then given by

$$\tilde{p}_- = \bar{p}_-, \quad (29)$$

$$\tilde{p}_+ = \frac{1}{3} (4\bar{P} - 5\bar{p}_+) =: B_p(\bar{p}_+, \bar{p}_-), \quad (30)$$

$$\tilde{c}_+ = -\frac{3\bar{P}}{5\bar{P} - 4\bar{p}_+} \bar{c}_+ - \frac{2\bar{P} - \bar{p}_+}{2(5\bar{P} - 4\bar{p}_+)} \ln \left[\frac{2}{3} (2\bar{p}_+ - \bar{P})^2 \right] =: B_+(\bar{c}_+, \bar{p}_+, \bar{p}_-), \quad (31)$$

$$\tilde{c}_- = \bar{c}_- + \frac{4\bar{p}_-}{5\bar{P} - 4\bar{p}_+} \bar{c}_+ + \frac{\bar{p}_-}{2(5\bar{P} - 4\bar{p}_+)} \ln \left[\frac{2}{3} (2\bar{p}_+ - \bar{P})^2 \right] =: B_-(\bar{c}_+, \bar{c}_-, \bar{p}_+, \bar{p}_-), \quad (32)$$

where $\bar{P} := (\bar{p}_+^2 + \bar{p}_-^2)^{1/2}$. Therefore, the transition rule B that describes the bounce against the potential walls in sector S_1 is given as follows,

$$B(c_+, c_-, p_+, p_-) = (B_+(c_+, p_+, p_-), B_-(c_+, c_-, p_+, p_-), B_p(p_+, p_-), p_-), \quad (33)$$

where B_+ , B_- , and B_p have been defined in Eqs. (30)–(32).

In order to analyze the bounces that happen in the other sectors, it is important to first note that, due to the Kasner dynamics [Eqs. (22) and (23)], it is the prebounce angle θ , or equivalently the ratio p_-/p_+ , that is the key parameter that will determine in which sector the bounce will take place: namely, in S_1 for $\theta \in (2\pi/3, 4\pi/3)$, in S_2 for $\theta \in (4\pi/3, 2\pi)$, and in S_3 for $\theta \in (0, 2\pi/3)$. As commented above, in sectors S_2 and S_3 the leading-order terms in the potential are $e^{4(\beta_+ - \sqrt{3}\beta_-)}$ and $e^{4(\beta_+ + \sqrt{3}\beta_-)}$, respectively, and thus one needs to implement the corresponding rotation as given in Eq. (13). Such rotations leave the Hamiltonian as the one corresponding to the Bianchi II model and thus, in this rotated frame, one can directly apply the above transition rule B . The rotation should then be inverted in order to provide the result in the original basis. This leads to the explicit form of the Kasner map,

$$T(c_+, c_-, p_+, p_-) = \begin{cases} B(c_+, c_-, p_+, p_-), & \theta \in (\frac{2\pi}{3}, \frac{4\pi}{3}), \\ R^{-1} \circ B \circ R(c_+, c_-, p_+, p_-), & \theta \in (\frac{4\pi}{3}, 2\pi), \\ R \circ B \circ R^{-1}(c_+, c_-, p_+, p_-), & \theta \in (0, \frac{2\pi}{3}), \end{cases} \quad (34)$$

with R being the $2\pi/3$ clockwise rotation [Eq. (12)]. The boundary values $\theta = 0, 2\pi/3$, and $4\pi/3$ are not included in this map, since for these cases, there is no bounce and the system will follow a Kasner regime until the singularity. We will call these values *exit channels* (or *exit points* in the case that they are just a set of isolated points) since the system exits the bouncing behavior.

This transition rule is the most relevant result of this section and can also be written in the more compact form

$$T(c_+, c_-, p_+, p_-) = R^{-m(\theta)} \circ B \circ R^{m(\theta)}(c_+, c_-, p_+, p_-), \quad (35)$$

where the integer $m(\theta)$ is defined as $m(\theta) := \lfloor 3\theta/2\pi - 1 \rfloor$, and it just takes the value $m(\theta) = 0$ for $\theta \in [2\pi/3, 4\pi/3)$, $m(\theta) = 1$ for $\theta \in [4\pi/3, 2\pi)$, and $m(\theta) = -1$ for $\theta \in [0, 2\pi/3)$. As a particular example, a schematic diagram of the computation of a transition that takes place in sector S_2 is illustrated in Fig. 2.

With this relation at hand, it is also interesting to obtain the transition rule that relates the angle of the velocity vector of the prebounce Kasner epoch $\bar{\theta}$ with that of the postbounce Kasner epoch $\tilde{\theta}$, which reads

$$\begin{aligned} \cos \tilde{\theta} &= -\frac{4 \cos\left(\frac{2m(\bar{\theta})\pi}{3}\right) + 4 \cos\left(\bar{\theta} + \frac{2m(\bar{\theta})\pi}{3}\right) + \cos \bar{\theta}}{5 + 4 \cos\left(\bar{\theta} - \frac{2m(\bar{\theta})\pi}{3}\right)}, \\ \sin \tilde{\theta} &= -\frac{4 \sin\left(\frac{2m(\bar{\theta})\pi}{3}\right) - 4 \sin\left(\bar{\theta} + \frac{2m(\bar{\theta})\pi}{3}\right) + \sin \bar{\theta}}{5 + 4 \cos\left(\bar{\theta} - \frac{2m(\bar{\theta})\pi}{3}\right)}. \end{aligned} \quad (36)$$

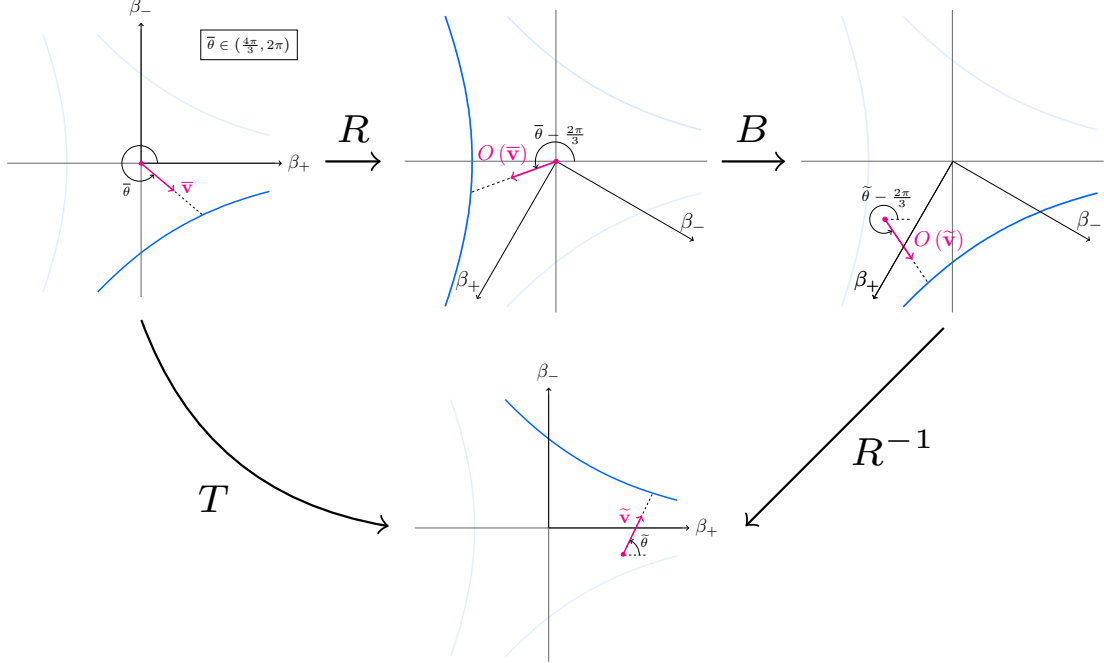


Figure 2: Schematic diagram of the computation of the Kasner map T for a bounce of the system against the potential walls in sector S_2 —that is, for a prebounce angle $\bar{\theta} \in (\frac{4\pi}{3}, 2\pi)$. In the diagram, $\bar{\mathbf{v}}$ and $\tilde{\mathbf{v}}$ refer to the velocity vector in the prebounce and postbounce Kasner regimes, respectively, whereas $O(\bar{\mathbf{v}})$ and $O(\tilde{\mathbf{v}})$ stand for their corresponding $2\pi/3$ clockwise rotations.

Furthermore, these trigonometric functions can be parametrized in terms of a single real parameter u —see, e.g., Ref. [39]³:

$$\cos \theta = -\frac{1}{2} \left(\frac{1 + 4u + u^2}{1 + u + u^2} \right) =: c(u), \quad \sin \theta = \frac{\sqrt{3}}{2} \left(\frac{1 - u^2}{1 + u + u^2} \right) =: s(u), \quad (37)$$

with the inverse,

$$u = -\frac{1 + 2 \cos \theta}{2 + \cos \theta + \sqrt{3} \sin \theta}. \quad (38)$$

Therefore, as explicitly shown in Fig. 3, the different sectors can also be defined in terms of the value of u —namely,

$$\theta \in \begin{cases} (\frac{2\pi}{3}, \frac{4\pi}{3}), & u > 0, \\ (\frac{4\pi}{3}, 2\pi), & u < -1, \\ (0, \frac{2\pi}{3}), & u \in (-1, 0). \end{cases} \quad (39)$$

Then, provided that $\cos \bar{\theta} = c(\bar{u})$ and $\sin \bar{\theta} = s(\bar{u})$ at the prebounce Kasner regime, and $\cos \tilde{\theta} = c(\tilde{u})$ and $\sin \tilde{\theta} = s(\tilde{u})$ after the bounce, the transition rule [Eq. (36)] is largely simplified:

$$\tilde{u} = \begin{cases} -\bar{u}, & \bar{u} > 0, \\ -\bar{u} - 2, & \bar{u} < -1, \\ -\frac{\bar{u}}{1 + 2\bar{u}}, & \bar{u} \in (-1, 0). \end{cases} \quad (40)$$

³Due to the symmetry of the model, in the literature the parameter u is usually assumed to be defined for $u > 1$, which corresponds to the wedge $\theta \in (\pi, 4\pi/3)$. The information regarding the rest of the plane is then encoded elsewhere. However, in order to have the complete information of the dynamics of the particle, and in particular the sector where the corresponding bounce happens, here we will consider u to be defined in the whole real line. The relation between these two parametrizations and their corresponding transition laws is explained in Appendix A.

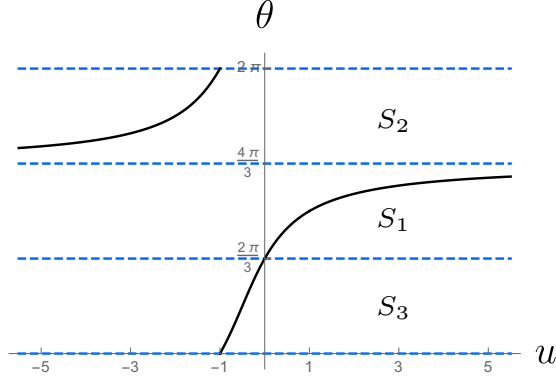


Figure 3: The black continuous curve shows the relation between the angle θ and the parameter u . The dashed horizontal blue lines are the boundaries between the different sectors S_1 , S_2 , and S_3 .

This map is continuous, and its fixed points are $-1, 0$, and ∞ , which respectively correspond to the values $0, 2\pi/3$, and $4\pi/3$ of the angle θ that define the exit points. In addition, from this result, and taking into account Eq. (39), it is also straightforward to predict in which sector the next bounce will take place in terms of the initial value of \bar{u} . Finally, let us point out that this map has been extensively used to prove the chaotic character of the Mixmaster model—see, e.g., Refs. [1, 39, 40]. In particular, it is known that after a finite number of iterations, integer values of u end up in one of the exit points; whereas the quadratic irrational numbers follow periodic orbits and form the repeller set.

2.4 A sequence of bounces against the potential walls

In order to end this section, let us briefly extend the previous analysis to a sequence of n bounces. The values of the Kasner parameters after a sequence of n transitions can be given in terms of the initial Kasner parameters simply by applying the above map [Eq. (35)] n times. That is, provided that the Kasner parameters after n transitions are given by the array $(c_+^{(n)}, c_-^{(n)}, p_+^{(n)}, p_-^{(n)})$, they will be related to the initial Kasner parameters $(c_+^{(0)}, c_-^{(0)}, p_+^{(0)}, p_-^{(0)})$ by the relation,

$$(c_+^{(n)}, c_-^{(n)}, p_+^{(n)}, p_-^{(n)}) = T^n (c_+^{(0)}, c_-^{(0)}, p_+^{(0)}, p_-^{(0)}) = \underbrace{T \circ \dots \circ T}_n (c_+^{(0)}, c_-^{(0)}, p_+^{(0)}, p_-^{(0)}). \quad (41)$$

This equation can be recursively applied, but note in particular that the map T depends on the value of the angle θ in the corresponding prebounce phase. That is, depending on the sector where the bounce happens, the transition T is defined by a rotation R^0 , R , or R^{-1} . However, it is possible to explicitly obtain the rotation that one has to apply at the n th bounce in terms of the initial angle $\theta^{(0)}$. For this purpose, the first step is to parametrize $\theta^{(0)}$ in terms of $u^{(0)}$ as in Eq. (37). Then, we map this parameter to the positive real line by means of the following map r and decompose it as a continued fraction:

$$r(u^{(0)}) = m_0 + \frac{1}{m_1 + \frac{1}{m_2 + \frac{1}{m_3 + \dots}}}, \quad \text{where} \quad r(u) := \begin{cases} u, & u > 0, \\ -1 - \frac{1}{u}, & u \in (-1, 0), \\ -\frac{1}{u+1}, & u < -1, \end{cases} \quad (42)$$

$m_0 = \lfloor r(u^{(0)}) \rfloor$ is the integer part of $r(u^{(0)})$, and m_i are nonvanishing integers. Then, we just need to apply iteratively the transition rule for u [Eq. (40)] and combine it with the relation (39). In this way, we obtain that the n th bounce will take place in the sector

$$S_{\text{mod}(s_{n-1}, 3)+1}, \quad (43)$$

where mod is the modulo operation, $s_{n-1} := \sum_{k=1}^{n-1} [2 - \text{mod}(k - l_k, 2)] + m$, and l_k is the non-negative integer that satisfies $k \in (m_0 + \dots + m_{l_{k-1}}, m_0 + \dots + m_{l_k}]$. Therefore, the rotation matrix to be considered for the n th transition is

$$R^{\text{mod}(s_{n-1}, 3)}. \quad (44)$$

In other words, the Kasner parameters after n transitions are given in terms of the initial Kasner parameters as,

$$\begin{aligned} (c_+^{(n)}, c_-^{(n)}, p_+^{(n)}, p_-^{(n)}) &= T^n (c_+^{(0)}, c_-^{(0)}, p_+^{(0)}, p_-^{(0)}) \\ &= R^{-\text{mod}(s_{n-1}, 3)} \circ B \circ R^{\text{mod}(s_{n-1}, 3)} \circ \dots \circ R^{-\text{mod}(s_0, 3)} \circ B \circ R^{\text{mod}(s_0, 3)} (c_+^{(0)}, c_-^{(0)}, p_+^{(0)}, p_-^{(0)}), \end{aligned}$$

where the rotation matrices are now explicitly written in terms of the continued-fraction decomposition of $u^{(0)}$ [Eq. (42)].

3 Quantum analysis

Once we have provided the classical Kasner map [Eq. (34)] for our canonical variables, in this section, we will analyze the quantum system in order to obtain the corresponding Kasner map. The information of the quantum state can be completely encoded in its moments, defined as the expectation value of powers of the basic operators. In order to describe our system, we will use the central moments:

$$\Delta(\beta_+^i p_+^j \beta_-^k p_-^l) := \left\langle (\hat{\beta}_+ - \beta_+)^i (\hat{p}_+ - p_+)^j (\hat{\beta}_- - \beta_-)^k (\hat{p}_- - p_-)^l \right\rangle_{\text{Weyl}}, \quad (45)$$

where the Weyl subscript stands for a completely symmetric ordering of the operators; i, j, k and l are non-negative integers; and we have defined the expectation values $\beta_+ := \langle \hat{\beta}_+ \rangle$, $p_+ := \langle \hat{p}_+ \rangle$, $\beta_- := \langle \hat{\beta}_- \rangle$, and $p_- := \langle \hat{p}_- \rangle$. The dimensions of such moments are given by $\hbar^{(i+j+k+l)/2}$, and thus the sum of the integers $i + j + k + l$ will be referred to as the order of the corresponding moment. Note that the first nontrivial order is the second one, as the zeroth-order moment would just give the unit norm of the normalized wave function, whereas the first-order moments are trivially vanishing.

In this framework, the dynamical flow of states is described by the effective Hamiltonian, defined as the expectation value of the Hamiltonian operator \hat{H} . One can implement a formal power expansion around the expectation values, and obtain this effective Hamiltonian in terms of quantum moments:

$$H_Q := \langle \hat{H}(\hat{\beta}_+, \hat{p}_+, \hat{\beta}_-, \hat{p}_-) \rangle = H + \sum_{i+j+k+l=2}^{+\infty} \frac{1}{i!j!k!l!} \frac{\partial^{i+j+k+l} H(\beta_+, p_+, \beta_-, p_-)}{\partial \beta_+^i \partial p_+^j \partial \beta_-^k \partial p_-^l} \Delta(\beta_+^i p_+^j \beta_-^k p_-^l), \quad (46)$$

where $H = H(\beta_+, p_+, \beta_-, p_-)$ is the classical Hamiltonian of the system [Eq. (3)], and the ordering of the Hamiltonian operator has been chosen to be completely symmetric.

In order to obtain the evolution equations for the different variables, one can just compute the Poisson brackets with the above Hamiltonian. For the expectation values, one then gets

$$\frac{d\beta_+}{d\alpha} = \{\beta_+, H_Q\} = \frac{\partial H_Q}{\partial p_+}, \quad (47)$$

$$\frac{d\beta_-}{d\alpha} = \{\beta_-, H_Q\} = \frac{\partial H_Q}{\partial p_-}, \quad (48)$$

$$\frac{dp_+}{d\alpha} = \{p_+, H_Q\} = -\frac{\partial H_Q}{\partial \beta_+}, \quad (49)$$

$$\frac{dp_-}{d\alpha} = \{p_-, H_Q\} = -\frac{\partial H_Q}{\partial \beta_-}, \quad (50)$$

whereas the time derivative of the moments is given by

$$\begin{aligned} \frac{d\Delta(\beta_+^i p_+^j \beta_-^k p_-^l)}{d\alpha} &= \{\Delta(\beta_+^i p_+^j \beta_-^k p_-^l), H_Q\} \\ &= \sum_{m+n+r+s=2}^{+\infty} \frac{1}{m!n!r!s!} \frac{\partial^{m+n+r+s} H(\beta_+, p_+, \beta_-, p_-)}{\partial \beta_+^m \partial p_+^n \partial \beta_-^r \partial p_-^s} \{\Delta(\beta_+^i p_+^j \beta_-^k p_-^l), \Delta(\beta_+^m p_+^n \beta_-^r p_-^s)\}, \end{aligned} \quad (51)$$

with the Poisson brackets between any two expectation values defined in terms of the commutator in the usual way i.e., $\{\langle\hat{f}\rangle, \langle\hat{g}\rangle\} := \frac{1}{i\hbar}\langle[\hat{f}, \hat{g}]\rangle$ for any operators \hat{f} and \hat{g} .

Here we will not prove that the quantum dynamics of the Bianchi IX model can be asymptotically described as a sequence of Kasner epochs with bounces against the potential walls, since already at the classical level, the proof of such a statement is quite involved. We just want to point out that this is a nontrivial assumption, as the quantum dynamics might generically change this behavior. However, the numerical resolution that will be presented in Sec. 4.2 indicates that at the semiclassical level the model still exhibits this pattern. In addition, one can also study the validity of the Kasner approximation in terms of the conditions that must be obeyed by the potential U and its derivatives, which in the classical system has led us to the conditions in Eqs. (14)–(16). Even if for the quantum system it is very complex to obtain the general expression for such conditions, the structure of the terms that must be negligible is a combination of terms of the forms in Eqs. (14)–(16) multiplied by certain quantum moments. Thus, as long as the system follows a semiclassical dynamics and the quantum moments are relatively small, it is reasonable to assume that, if requirements (14)–(16) are met, the quantum system will also be following a Kasner dynamics.

Therefore, in order to obtain the quantum Kasner map, in this section we will assume that asymptotically the quantum dynamics is accurately described as a sequence of Kasner epochs connected by transitions that can be modeled by the Bianchi II potential $V = e^{-8\beta_+}/6$ and appropriate rotations. For such a purpose, in Sec. 3.1, we will first solve the equations of motion during a generic Kasner epoch and define the parameters that characterize such regimes. Next, in Sec. 3.2, by studying the leading exponential term of the potential responsible at the end of the Kasner epoch, we will define the quantum sectors (S_1, S_2, S_3) in terms of the angle θ , or equivalently the ratio p_-/p_+ . As will be explained below, contrary to the classical case where there are only three isolated exit points, in the quantum model there will generically be some finite exit channels—finite intervals of θ for which none of the exponential terms of the potential diverge as $\alpha \rightarrow -\infty$ —and thus the system will follow an infinite Kasner epoch until the singularity. Then, in Sec. 3.3, we will present the quantum transition law up to second order in moments, which will relate all the parameters of subsequent Kasner epochs. Finally, in Sec. 3.4, the transition law for the parameter u will be given, which encodes the information about the chaotic character of the system.

3.1 Kasner epochs

During the kinetically dominated Kasner regimes, the classical Hamiltonian takes the simple form $H = P := (p_+^2 + p_-^2)^{1/2}$, and thus the quantum Hamiltonian (46) reduces to,

$$H_Q = P + \sum_{i+j=2}^{+\infty} \frac{1}{i!j!} \frac{\partial^{i+j} P(p_+, p_-)}{\partial p_+^i \partial p_-^j} \Delta(p_+^i p_-^j). \quad (52)$$

Since this Hamiltonian does not depend on the shape parameters, during this period the expectation values of the momenta p_+ and p_- , as well as all the moments unrelated to the shape parameters—that is, $\Delta(p_+^i p_-^j)$ for any $i + j \geq 2$ —are constants of motion. Furthermore, these constant moments are the only ones that appear in the evolution equations for the expectation values of the shape parameters, which read

$$\frac{d\beta_+}{d\alpha} = \sum_{i,j=0}^{+\infty} \frac{1}{i!j!} \frac{\partial^{i+j+1} P}{\partial p_+^{i+1} \partial p_-^j} \Delta(p_+^i p_-^j), \quad (53)$$

$$\frac{d\beta_-}{d\alpha} = \sum_{i,j=0}^{+\infty} \frac{1}{i!j!} \frac{\partial^{i+j+1} P}{\partial p_+^i \partial p_-^{j+1}} \Delta(p_+^i p_-^j). \quad (54)$$

Therefore, one can immediately integrate these equations and obtain a linear evolution in time for the shape parameters,

$$\beta_+ = \left(\frac{p_+}{P} + \sum_{i+j=2}^{+\infty} \frac{1}{i!j!} \frac{\partial^{i+j+1} P}{\partial p_+^{i+1} \partial p_-^j} \Delta(p_+^i p_-^j) \right) \alpha + c_+, \quad (55)$$

$$\beta_- = \left(\frac{p_-}{P} + \sum_{i+j=2}^{+\infty} \frac{1}{i!j!} \frac{\partial^{i+j+1} P}{\partial p_+^i \partial p_-^{j+1}} \Delta(p_+^i p_-^j) \right) \alpha + c_-, \quad (56)$$

with integration constants c_+ and c_- . As compared to the classical evolution in Eqs. (20) and (21), the system still follows a straight-line trajectory in the (β_+, β_-) plane, but with the slope modified by the fluctuations of the momenta p_+ and p_- and their correlations.

In summary, we have exactly obtained the quantum evolution of the expectation values $\beta_+, \beta_-, p_+, p_-$, and of the moments unrelated to the shape parameters. However, the evolution equations for the rest of the moments are very intricate, as they form an infinite coupled system. Thus, in order to perform the analysis of the Kasner quantum map, we will, from now on, assume a peaked semiclassical state, for which third- and higher-order moments are negligible during the whole considered evolution. That is, we will introduce a truncation and neglect any moment $\Delta(\beta_+^i p_+^j \beta_-^k p_-^l)$ with $i+j+k+l \geq 3$, which corresponds to dropping terms of order $\hbar^{3/2}$ and higher-order powers of \hbar . Under this assumption, the slope of the straight line followed by the system in the (β_+, β_-) plane reads

$$\tan \theta + \left(\frac{\Delta(p_+^2)}{P^2} - \frac{\Delta(p_-^2)}{P^2} \right) \tan \theta - \frac{\Delta(p_+ p_-)}{P^2} (1 - \tan^2 \theta), \quad (57)$$

with the angle θ defined as in the classical case, $\cos \theta := -\frac{p_+}{P}$ and $\sin \theta := -\frac{p_-}{P}$. Moreover, it is straightforward to solve the equations of motion for all the second-order moments. In particular, the evolution of a moment of the form $\Delta(\beta_+^i p_+^j \beta_-^k p_-^l)$ will be given by a polynomial of order $i+k$ in α . Therefore, the four correlations between shape parameters (β_+, β_-) and momenta (p_+, p_-) are linear functions in α ,

$$\Delta(\beta_+ p_+) = \left(\frac{\partial^2 P}{\partial p_+^2} \Delta(p_+^2) + \frac{\partial^2 P}{\partial p_+ \partial p_-} \Delta(p_+ p_-) \right) \alpha + k_{++}, \quad (58)$$

$$\Delta(\beta_+ p_-) = \left(\frac{\partial^2 P}{\partial p_+^2} \Delta(p_+ p_-) + \frac{\partial^2 P}{\partial p_+ \partial p_-} \Delta(p_-^2) \right) \alpha + k_{+-}, \quad (59)$$

$$\Delta(p_+ \beta_-) = \left(\frac{\partial^2 P}{\partial p_-^2} \Delta(p_+ p_-) + \frac{\partial^2 P}{\partial p_+ \partial p_-} \Delta(p_+^2) \right) \alpha + k_{-+}, \quad (60)$$

$$\Delta(\beta_- p_-) = \left(\frac{\partial^2 P}{\partial p_-^2} \Delta(p_-^2) + \frac{\partial^2 P}{\partial p_+ \partial p_-} \Delta(p_+ p_-) \right) \alpha + k_{--}, \quad (61)$$

whereas the fluctuations of the shape parameters and their correlation $\Delta(\beta_+ \beta_-)$ are second-order polynomials in α :

$$\begin{aligned} \Delta(\beta_+^2) &= \left[\left(\frac{\partial^2 P}{\partial p_+^2} \right)^2 \Delta(p_+^2) + \left(\frac{\partial^2 P}{\partial p_+ \partial p_-} \right)^2 \Delta(p_-^2) + 2 \left(\frac{\partial^2 P}{\partial p_+^2} \right) \left(\frac{\partial^2 P}{\partial p_+ \partial p_-} \right) \Delta(p_+ p_-) \right] \alpha^2 \\ &\quad + 2 \left(\frac{\partial^2 P}{\partial p_+^2} k_{++} + \frac{\partial^2 P}{\partial p_+ \partial p_-} k_{+-} \right) \alpha + c_{++}, \end{aligned} \quad (62)$$

$$\begin{aligned} \Delta(\beta_-^2) &= \left[\left(\frac{\partial^2 P}{\partial p_-^2} \right)^2 \Delta(p_-^2) + \left(\frac{\partial^2 P}{\partial p_+ \partial p_-} \right)^2 \Delta(p_+^2) + 2 \left(\frac{\partial^2 P}{\partial p_-^2} \right) \left(\frac{\partial^2 P}{\partial p_+ \partial p_-} \right) \Delta(p_+ p_-) \right] \alpha^2 \\ &\quad + 2 \left(\frac{\partial^2 P}{\partial p_-^2} k_{--} + \frac{\partial^2 P}{\partial p_+ \partial p_-} k_{-+} \right) \alpha + c_{--}, \end{aligned} \quad (63)$$

$$\begin{aligned} \Delta(\beta_+ \beta_-) &= \left[\frac{\partial^2 P}{\partial p_-^2} \frac{\partial^2 P}{\partial p_+ \partial p_-} \Delta(p_-^2) + \frac{\partial^2 P}{\partial p_+^2} \frac{\partial^2 P}{\partial p_+ \partial p_-} \Delta(p_+^2) + \left[\left(\frac{\partial^2 P}{\partial p_+ \partial p_-} \right)^2 + \frac{\partial^2 P}{\partial p_+^2} \frac{\partial^2 P}{\partial p_-^2} \right] \Delta(p_+ p_-) \right] \alpha^2 \\ &\quad + \left[\frac{\partial^2 P}{\partial p_-^2} k_{+-} + \frac{\partial^2 P}{\partial p_+^2} k_{-+} + \frac{\partial^2 P}{\partial p_+ \partial p_-} (k_{++} + k_{--}) \right] \alpha + c_{+-}. \end{aligned} \quad (64)$$

Note that, in order to write down these solutions we have defined the integration constants $k_{\pm\pm}$ for the correlations between momenta and shape parameters [Eqs. (58)–(61)], and $c_{\pm\pm}$ for the fluctuations and the correlation between the shape parameters [Eqs. (62)–(64)]. Since at some points it will be convenient to refer to all these constants, along with $\Delta(p_+^i p_-^j)$, collectively, let us define the Kasner parameters K_{ijkl} :

$$\begin{aligned} K_{0200} &:= \Delta(p_+^2), & K_{0002} &:= \Delta(p_-^2), & K_{0101} &:= \Delta(p_+ p_-), \\ K_{1100} &:= k_{++}, & K_{1001} &:= k_{+-}, & K_{0110} &:= k_{-+}, & K_{0011} &:= k_{--}, \\ K_{2000} &:= c_{++}, & K_{0020} &:= c_{--}, & K_{1010} &:= c_{+-}. \end{aligned} \quad (65)$$

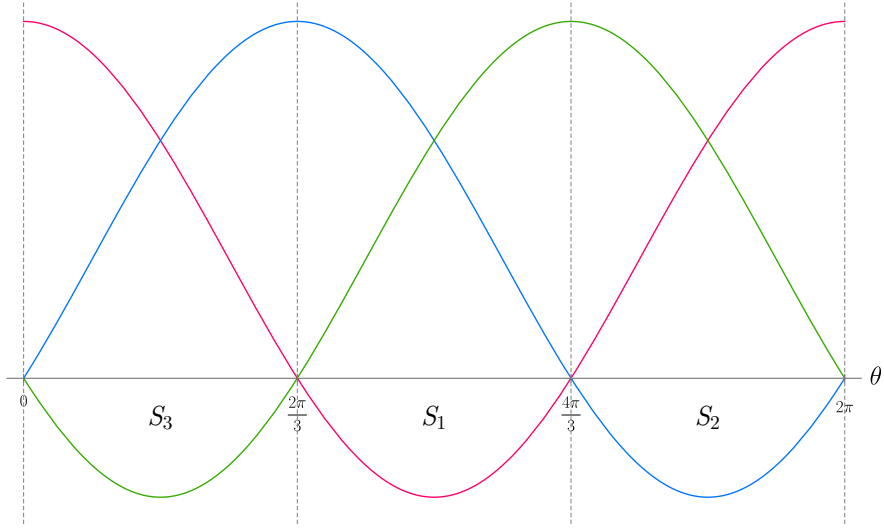


Figure 4: In this plot, we show the coefficients multiplying α on the exponents of the three leading exponential terms of the potential ($e^{4\alpha-8\beta_+}$, $e^{4\alpha-4\sqrt{3}\beta_-+4\beta_+}$, and $e^{4\alpha+4\sqrt{3}\beta_-+4\beta_+}$) during a classical Kasner regime [Eqs. (22) and (23)] in terms of the angle θ . More explicitly, these coefficients are, respectively, $4+8\cos\theta$ (in pink), $4+4\sqrt{3}\sin\theta-4\cos\theta$ (in blue), and $4-4\sqrt{3}\sin\theta-4\cos\theta$ (in green). Since we are studying the evolution of the system toward $\alpha \rightarrow -\infty$, a given exponential term will diverge when its corresponding coefficient is negative. This condition defines the three classical sectors S_1 , S_2 , and S_3 as the ranges of θ ($2\pi/3, 4\pi/3$), ($4\pi/3, 2\pi$), and $(0, 2\pi/3)$, respectively. At the boundary points $\theta = 0, 2\pi/3$, and $4\pi/3$, all the exponents are convergent, and thus the system will follow an infinite Kasner regime.

That is, K_{ijkl} is just the value the moment $\Delta(\beta_+^i p_+^j \beta_-^k p_-^l)$ would take at $\alpha = 0$ by extrapolating its corresponding Kasner evolution. (Note that we are assuming that $\alpha \rightarrow -\infty$, and thus α will be different from zero during a typical Kasner epoch.) Therefore, up to second order in moments, the parameters that characterize each quantum Kasner epoch will be the four constants c_+ , c_- , p_+ , and p_- , as in the classical case, along with the 10 constants K_{ijkl} with $i+j+k+l=2$, which encode the dynamical information of the moments.

3.2 Quantum sectors S_1 , S_2 , and S_3

Generically, the above Kasner dynamics will come to an end as soon as the potential increases and produces a bounce. As we have explained in the previous section, the prebounce angle θ , defined in terms of the ratio p_-/p_+ , completely determines in which sector, S_1 , S_2 , or S_3 , the bounce will happen, or equivalently, which exponential term will produce it: $e^{4\alpha-8\beta_+}$, $e^{4\alpha-4\sqrt{3}\beta_-+4\beta_+}$, or $e^{4\alpha+4\sqrt{3}\beta_-+4\beta_+}$, respectively. In the classical case, taking into account the Kasner dynamics [Eqs. (22) and (23)], for a given value of θ , one of these exponential terms is diverging, whereas the other two tend to zero as $\alpha \rightarrow -\infty$ (see Fig. 4). The only exceptions are the values $\theta = 0, 2\pi/3$, and $4\pi/3$, for which none of the three exponential terms diverges as $\alpha \rightarrow -\infty$ (one of them tends to zero, while the other two converge to some finite value). For these exit points, there is no bounce, and the system follows a Kasner dynamics until the singularity. In the quantum scenario, however, the situation is more involved, and, as will be explained below, depending on the values of the quantum moments, there will be finite ranges of θ for which all three exponential terms tend to zero, or other ranges for which two of the exponential terms diverge and the third one tends to zero. The former will describe a finite open exit channel, whereas the latter will imply that the corresponding exit channel is closed.

Let us be more specific. Following the classical analysis, we define the angle $\theta \in [0, 2\pi)$ as $\cos\theta := -p_+/P$ and $\sin\theta := -p_-/P$, and taking into account the dynamics given by Eqs. (55) and (56), we will define the quantum sectors S_1 , S_2 , and S_3 as the ranges of values of θ for which the corresponding exponential term—i.e., $e^{4\alpha-8\beta_+}$, $e^{4\alpha-4\sqrt{3}\beta_-+4\beta_+}$, or $e^{4\alpha+4\sqrt{3}\beta_-+4\beta_+}$ —diverges faster than the other two as $\alpha \rightarrow -\infty$. The inequalities obtained by this condition involve expressions with trigonometric functions of θ , which are

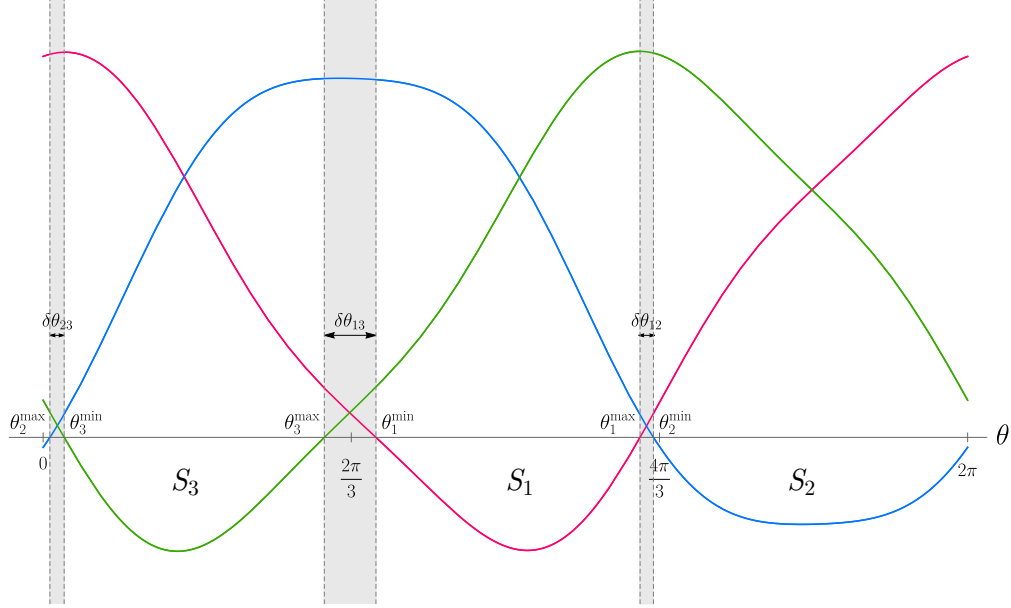


Figure 5: In this plot, we show the coefficients multiplying α on the exponents of the three leading exponential terms of the potential: $e^{4\alpha-8\beta_+}$ (in pink), $e^{4\alpha-4\sqrt{3}\beta_-+4\beta_+}$ (in blue), and $e^{4\alpha+4\sqrt{3}\beta_-+4\beta_+}$ (in green) during a quantum Kasner regime [Eqs. (55) and (56)] in terms of the angle θ . A second-order truncation of the moments is considered, with numerical values $v_+ = \frac{3\sqrt{3}}{80}$, $v_- = \frac{1}{40\sqrt{3}}$, and $r = \frac{1}{40}$. Since we are studying the evolution of the system toward $\alpha \rightarrow -\infty$, a given exponential term will diverge when its corresponding coefficient is negative, and thus, this condition defines the three quantum sectors S_1 , S_2 , and S_3 .

not immediate to solve. However, since in our semiclassical analysis a small value of the moments is assumed, one can linearize the problem around the corresponding classical solution, which leads to the following ranges of θ for each of the quantum sectors:

$$\begin{aligned}
S_1 : \quad \theta_1^{\min} &:= \frac{2\pi}{3} + \max\{3v_+ - 5v_- - r, 2v_+ - 6v_- - 2r\} \\
&< \theta < \frac{4\pi}{3} + \min\{-3v_+ + 5v_- - r, -2v_+ + 6v_- - 2r\} =: \theta_1^{\max}, \\
S_2 : \quad \theta_2^{\min} &:= \frac{4\pi}{3} + \max\{-v_+ + 7v_- - 3r, -2v_+ + 6v_- - 2r\} < \theta < 2\pi - 4(v_- - r) =: \theta_2^{\max}, \\
S_3 : \quad \theta_3^{\min} &:= 4(v_- + r) < \theta < \frac{2\pi}{3} + \min\{v_+ - 7v_- - 3r, 2v_+ - 6v_- - 2r\} =: \theta_3^{\max},
\end{aligned} \tag{66}$$

where, for compactness, we have defined the relative moments $v_+ := \frac{\sqrt{3}}{8} \frac{\Delta(p_+^2)}{P^2}$, $v_- := \frac{1}{8\sqrt{3}} \frac{\Delta(p_-^2)}{P^2}$, and $r := \frac{1}{4} \frac{\Delta(p_+ p_-)}{P^2}$. The maximum and minimum functions that appear in some of the limits come from the fact that the boundaries of a sector are given as the largest and smallest angles for which the corresponding exponential term either converges to a nonzero value or diverges as fast as the exponential term of the adjacent sector. In particular, in the above maximum (minimum) functions, the first argument is the smallest (largest) angle for which the exponential term in question converges to a nonzero value, while the second argument is the smallest (largest) angle for which it evolves at the same rate as the exponential of the adjacent sector. Note that for the definitions of θ_2^{\max} (the upper limit of S_2) and of θ_3^{\min} (the lower limit of S_3), the use of maximum and minimum functions could be avoided due to the positive definiteness of v_- . More precisely, θ_2^{\max} is obtained to be $\theta_2^{\max} = 2\pi + \min\{4(r - v_-), 4r\} = 2\pi - 4(v_- - r)$, whereas $\theta_3^{\min} = \max\{4(v_- + r), 4r\} = 4(v_- + r)$.

As anticipated above, there are finite ranges of θ , namely $(\theta_1^{\max}, \theta_2^{\min}) \cup (\theta_2^{\max}, \theta_3^{\min}) \cup (\theta_3^{\max}, \theta_1^{\min})$, for which none of the exponential terms diverge, and thus they do not correspond to any of the sectors, as shown in Fig. 5 for a particular example. These values will form the exit channels for which there will be no bounce, and the system will follow a Kasner dynamics until the singularity. The angular width of each of these exit

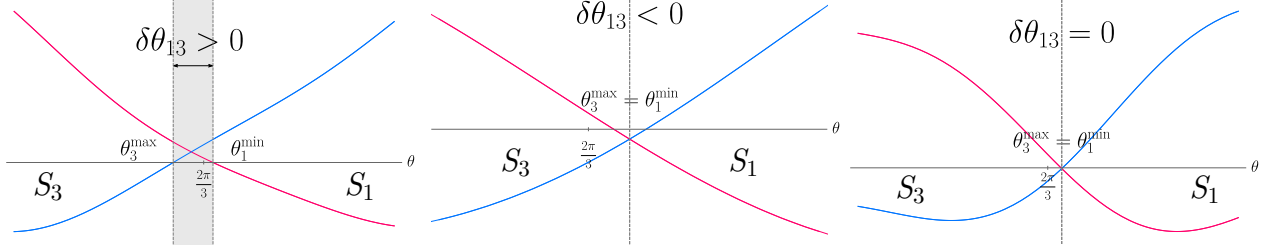


Figure 6: In this plot, we show the coefficients multiplying α on the exponents of the three leading exponential terms related to S_1 and S_3 : $e^{4\alpha-8\beta_+}$ (in pink) and $e^{4\alpha+4\sqrt{3}\beta_-+4\beta_+}$ (in blue), respectively, during a quantum Kasner regime [Eqs. (55) and (56)] in terms of the angle θ . For all three plots, a second-order truncation of the moments has been considered. The first plot corresponds to $v_+ = \frac{\sqrt{3}}{40}$, $v_- = \frac{1}{40\sqrt{3}}$, and $r = \frac{1}{40}$, and it shows an open exit channel with $\delta\theta_{13} > 0$. The second one corresponds to $v_+ = \frac{1}{40\sqrt{3}}$, $v_- = \frac{1}{120\sqrt{3}}$, and $r = -\frac{1}{16}$, and it presents a fully closed channel with $\delta\theta_{13} < 0$. Finally, the third plot corresponds to $v_+ = \frac{\sqrt{3}}{40}$, $v_- = \frac{1}{40\sqrt{3}}$, and $r = -\frac{1}{10\sqrt{3}}$, which results in the limit case $\delta\theta_{13} = 0$.

channels is given as follows:

$$\delta\theta_{13} = 2(v_+ + v_- + r), \quad (67)$$

$$\delta\theta_{12} = 2(v_+ + v_- - r), \quad (68)$$

$$\delta\theta_{23} = 8v_-, \quad (69)$$

where $\delta\theta_{ij}$ corresponds to the channel between the sectors S_i and S_j . The signs of these angular widths will determine whether the exit channels are open or closed (see Fig. 6). On the one hand, if $\delta\theta_{ij}$ is positive, the corresponding exit channel will be open, since all the exponential terms converge as $\alpha \rightarrow -\infty$, and there will be no bounce of the system for any value of θ in this region. On the other hand, if $\delta\theta_{ij}$ is negative, the exit channel is closed, as the exponential terms of the adjacent sectors diverge at the same time; thus, for any value of θ around this boundary the Kasner dynamics of the system [Eqs. (55)–(64)] will end up by an interaction with an exponential wall. The limit case of a vanishing $\delta\theta_{ij}$ implies that the two exponential terms of the adjacent sectors simultaneously converge to certain nonzero finite values as $\alpha \rightarrow -\infty$. In the classical case, this leads to an exit point, since there are no other terms in the Hamiltonian that might diverge. However, in the quantum effective Hamiltonian [Eq. (46)] there are fluctuations and correlations of the shape parameters $\Delta(\beta^n p^m)$ that diverge as α^n ; see Eqs. (58)–(64). In principle, the dynamics of these limit points cannot be approximated by an exponential Bianchi II potential, and they are very sensitive to the truncation order, since a higher-order truncation would lead to new divergent terms. Hence, a specific higher-order analysis would be needed to clearly understand these particular cases. Nonetheless, as they are a very particular set of cases, their relevance in the overall properties of the model is expected to be very limited, and we will exclude them from the subsequent analysis.

In particular, it is interesting to note that the channel between S_2 and S_3 is always open, which is clearly seen in Eq. (69), as the fluctuation v_- is positive definite. This is due to the fact that the exponential terms corresponding to these two sectors cannot be simultaneously divergent as $\alpha \rightarrow -\infty$. However, one of the other two channels will be closed if the correlation is relatively large and obeys $|r| \geq v_+ + v_-$.

Since the fluctuations v_+ and v_- are positive, they both contribute to widen the exit channels [Eqs. (67)–(69)]. On the contrary, the correlation r does not have a definite sign, so it can either widen or narrow these exits. Nonetheless, the total angular width of the three channels $\delta\theta_{12} + \delta\theta_{23} + \delta\theta_{31}$ is independent of the correlation, and it can be used to define an exit probability. That is, in the classical model, the probability of escaping the bouncing behavior after any given bounce is zero, since one needs to take one of three fine-tuned values: $\theta = 0, 2\pi/3$, or $4\pi/3$. However, for the quantum model, this probability is nonzero, and it reads

$$\frac{\delta\theta_{13} + \delta\theta_{12} + \delta\theta_{23}}{2\pi} = \frac{2}{\pi}(v_+ + 3v_-). \quad (70)$$

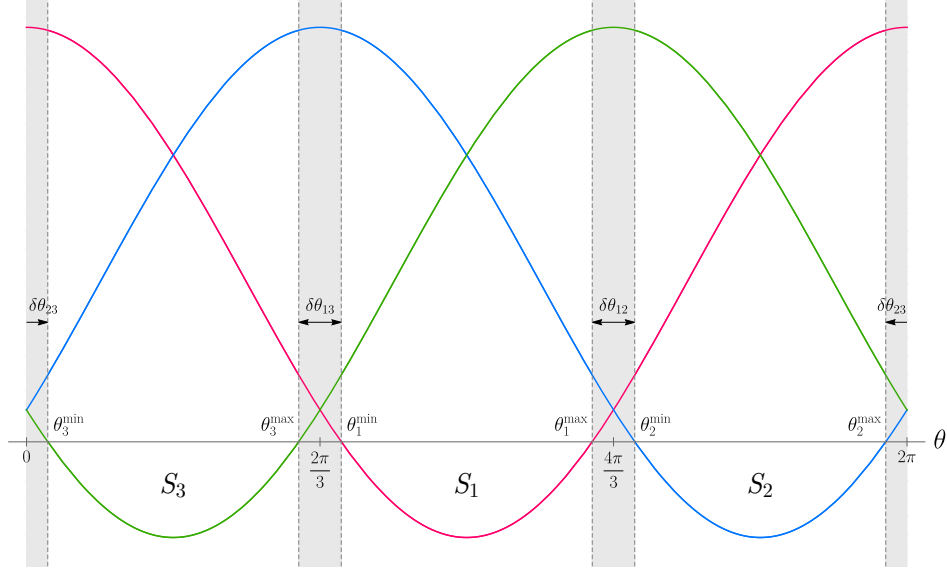


Figure 7: In this plot, we show the coefficients multiplying α on the exponents of the three leading exponential terms of the potential: $e^{4\alpha-8\beta_+}$ (in pink), $e^{4\alpha-4\sqrt{3}\beta_-+4\beta_+}$ (in blue), and $e^{4\alpha+4\sqrt{3}\beta_-+4\beta_+}$ (in green), during a quantum Kasner regime [Eqs. (55)-(56)] in terms of the angle θ . A second-order truncation of the moments is considered with the numerical values $v_+ = 3v_- = \frac{\sqrt{3}}{20}$ and $r = 0$, which correspond to a symmetric state.

The presence of these finite exit channels is a key feature of the quantum model, which introduces a qualitative difference from the classical one. In particular, it shows how the quantum effects change the chaotic behavior of the Mixmaster model: contrary to the classical case, given a set of points as initial data in an exit channel, all of them will follow a qualitatively similar dynamics and their trajectories in the phase space will not exponentially diverge. Therefore, at this scale, the classical chaotic behavior will cease.

Additionally, it is interesting to remark that the classification in Eq. (66)—and all the properties derived therefrom—does not have the usual $2\pi n/3$ rotational symmetry of the system, even if the effective Hamiltonian (46) does. This is due to the fact that generically the quantum state (wave function) does not need to be symmetric. The particular case of a symmetric wave function implies a vanishing correlation $r = 0$ and the same fluctuation for both momenta $\Delta(p_+^2) = \Delta(p_-^2)$, which leads to $v_+ = 3v_-$. In this case, the three exit channels are open, and their width is given by $\delta\theta_{12} = \delta\theta_{13} = \delta\theta_{23} = 8v_-$. An example of such a completely symmetric case is shown in Fig. 7.

Finally, making use of the relation (38) and neglecting second- and higher-order powers of the relative moments (v_+, v_-, r) , it is immediately possible to obtain the explicit values of the parameter u that will define the boundaries between the different sectors:

$$\begin{aligned}
u_1^{\min} &:= \frac{1}{\sqrt{3}} \max \{3v_+ - 5v_- - r, 2v_+ - 6v_- - 2r\}, \\
u_1^{\max} &:= -\frac{1}{2} + \frac{1}{4\sqrt{3}} \min \left\{ -3v_+ + 5v_- - r + \frac{12}{3v_+ - 5v_- + r}, -2v_+ + 6v_- - 2r + \frac{6}{v_+ - 3v_- + r} \right\}, \\
u_2^{\min} &:= -\frac{1}{2} + \frac{1}{4\sqrt{3}} \max \left\{ -v_+ + 7v_- - 3r + \frac{12}{v_+ - 7v_- + 3r}, -2v_+ + 6v_- - 2r + \frac{6}{v_+ - 3v_- + r} \right\}, \\
u_2^{\max} &:= -1 - \frac{4}{\sqrt{3}}(v_- - r), \\
u_3^{\min} &:= -1 + \frac{4}{\sqrt{3}}(v_- + r), \\
u_3^{\max} &:= \frac{1}{\sqrt{3}} \min \{v_+ - 7v_- - 3r, 2v_+ - 6v_- - 2r\},
\end{aligned} \tag{71}$$

where u_i^{\min} and u_i^{\max} , for $i \in \{1, 2, 3\}$, are the values of u that correspond to the boundary angles θ_i^{\min}

and θ_i^{\max} , respectively. Note that the classical boundaries ($u_1^{\min} = u_3^{\max} = 0$, $u_1^{\max} = u_2^{\min} = \infty$, and $u_2^{\max} = u_3^{\min} = -1$) are automatically recovered in the limit of vanishing relative moments. However, it is important to point out that it is possible that, depending on the values of the moments, u_1^{\max} can be negative, and thus $u_1^{\max} < 0 < u_1^{\min}$. This comes from the fact that the upper limit of the sector S_1 , θ_1^{\max} , can be larger than its corresponding classical counterpart $4\pi/3$ (which corresponds to $u = \pm\infty$), and in that case, according to Eq. (38), it will be mapped to a large (in absolute value) negative number. The sector S_1 will then be given not only by all the positive values of $u > u_1^{\min}$, but also by the interval $(-\infty, u_1^{\max})$. Something similar happens with the lower limit of the sector S_2 : if $u_2^{\max} < 0 < u_2^{\min}$, the sector S_2 will be defined by the two disjoint intervals $(-\infty, u_2^{\max}) \cup (u_2^{\min}, +\infty)$.

In summary, taking all these considerations into account, the ranges of values of the parameter u that define each sector S_i , for $i \in \{1, 2, 3\}$, will be denoted as U_{S_i} and are explicitly given as follows:

$$\begin{aligned} U_{S_1} &= \begin{cases} (u_1^{\min}, u_1^{\max}), & \text{if } u_1^{\max} > 0, \\ (-\infty, u_1^{\max}) \cup (u_1^{\min}, +\infty), & \text{if } u_1^{\max} < 0, \end{cases} \\ U_{S_2} &= \begin{cases} (u_2^{\min}, u_2^{\max}), & \text{if } u_2^{\min} < 0, \\ (-\infty, u_2^{\max}) \cup (u_2^{\min}, +\infty), & \text{if } u_2^{\min} > 0, \end{cases} \\ U_{S_3} &= (u_3^{\min}, u_3^{\max}). \end{aligned} \tag{72}$$

These sets U_{S_i} will be used in Sec. 3.4 to give the quantum transition map for the parameter u .

3.3 The quantum Kasner map

Once the quantum sectors have been defined and the Kasner regimes are fully characterized by the 14 parameters c_{\pm} , p_{\pm} , and K_{ijkl} [Eq. (65)], our goal is to obtain the transition rule that will provide the parameters of the postbounce Kasner epoch in terms of those of the prebounce regime. For this purpose, we will follow the same procedure that we have applied to the classical system in Sec. 2.3; i.e., we will compute the conserved quantities of the system, then we will obtain the equations that relate the prebounce with the postbounce parameters just by requesting that these quantities indeed have the same value before and after the transition, and we will finally solve these equations. In addition, we will first consider a bounce that takes place in sector S_1 , by approximating the potential U by the Bianchi II potential $V = e^{-8\beta_+}/6$, and then obtain the transition law for a bounce in the other two sectors S_2 and S_3 by considering appropriate rotations.

In the full quantum scenario, since the dynamics is described by an infinite system of equations, there is an infinite amount of conserved quantities. However, if four independent conserved operators \hat{C}_1 , \hat{C}_2 , \hat{C}_3 , and \hat{C}_4 were known, one would be able to generate an infinite set of conserved quantities just by taking the expectation values of any product between them:

$$\langle \hat{C}_i^m \hat{C}_j^n \hat{C}_k^r \hat{C}_l^s \rangle = \text{const.}, \quad \text{for } m, n, r, s \in \mathbb{N} \quad \text{and} \quad i, j, k, l \in \{1, 2, 3, 4\}. \tag{73}$$

Rewriting these expressions in terms of moments would provide, at each order, exactly the same amount of variables as conserved quantities, and thus one would have the implicit solution of the full dynamics at hand. The main obstacle is obviously the construction of such conserved operators, which is a nontrivial process and highly depends on the ordering of the basic operators on the Hamiltonian. However, we are considering a semiclassical truncation at second order in moments, which implies that all terms of the order $\hbar^{3/2}$, and higher-order powers, are negligible. Therefore, up to this level of approximation, the mentioned conserved operators can be constructed just by promoting the conserved classical quantities to operators, which in the case of a bounce in sector S_1 are given by Eq. (28). Thus, for a bounce in this specific sector (for the other two, S_2 and S_3 , one just needs to implement the appropriate rotations), the conserved operators are given as follows:

$$\hat{C}_1 := \hat{p}_-, \tag{74}$$

$$\hat{C}_2 := 2\hat{H} - \hat{p}_+, \tag{75}$$

$$\hat{C}_3 := \left(\frac{2\hat{H} - \hat{p}_+}{\hat{p}_-} \right) \hat{\beta}_- + \hat{\beta}_+ - 2\alpha, \tag{76}$$

$$\hat{C}_4 := e^{\frac{4[(2\hat{H}-\hat{p}_+)^2-3\hat{p}_-^2]^{1/2}\hat{\beta}_-}{\hat{p}_-}} \left(\frac{2}{1 + \frac{2\hat{p}_+ - \hat{H}}{[(2\hat{H}-\hat{p}_+)^2-3\hat{p}_-^2]^{1/2}}} - 1 \right), \quad (77)$$

which will be assumed to be Weyl-ordered. Note, however, that there might be explicit \hbar terms in the conserved operators that we are not considering here. Nonetheless, when expanding the expectation values of the conserved operators and writing them in terms of the moments, such terms would multiply a moment, which would lead to a contribution of at least fourth order. Therefore, even if we are just considering the second-order approximation, our analysis is very general in the sense that it is valid for any ordering of the basic operators on the Hamiltonian.

As already commented above, at second order, the quantum Kasner regimes are characterized by 14 parameters. Hence, in order to completely solve the quantum transition law, one needs to construct the same number of constants of motion. These would be given by the four expectation values of the conserved operators,

$$\langle \hat{C}_i \rangle, \quad i \in \{1, 2, 3, 4\}, \quad (78)$$

their four fluctuations,

$$\langle (\hat{C}_i - C_i)^2 \rangle, \quad i \in \{1, 2, 3, 4\}, \quad (79)$$

and the six crossed correlations,

$$\langle (\hat{C}_1 - C_1)(\hat{C}_2 - C_2) + (\hat{C}_2 - C_2)(\hat{C}_1 - C_1) \rangle, \quad (80)$$

$$\langle (\hat{C}_1 - C_1)(\hat{C}_3 - C_3) + (\hat{C}_3 - C_3)(\hat{C}_1 - C_1) \rangle, \quad (81)$$

$$\langle (\hat{C}_1 - C_1)(\hat{C}_4 - C_4) + (\hat{C}_4 - C_4)(\hat{C}_1 - C_1) \rangle, \quad (82)$$

$$\langle (\hat{C}_2 - C_2)(\hat{C}_3 - C_3) + (\hat{C}_3 - C_3)(\hat{C}_2 - C_2) \rangle, \quad (83)$$

$$\langle (\hat{C}_2 - C_2)(\hat{C}_4 - C_4) + (\hat{C}_4 - C_4)(\hat{C}_2 - C_2) \rangle, \quad (84)$$

$$\langle (\hat{C}_3 - C_3)(\hat{C}_4 - C_4) + (\hat{C}_4 - C_4)(\hat{C}_3 - C_3) \rangle, \quad (85)$$

where we have defined $C_i := \langle \hat{C}_i \rangle$ for $i \in \{1, 2, 3, 4\}$. The next step is to write these expressions in terms of the moments $\Delta(\beta_+^i p_+^j \beta_-^k p_-^l)$ by performing an expansion around the expectation values β_\pm and p_\pm , and then truncate the series at second order. Note, in particular, that we have defined the above expressions as expectation values of powers of differences between the operator and its corresponding expectation value, like $(\hat{C}_i - C_i)^2$, instead of expectation values of their powers, like \hat{C}_i^2 . By doing so, together with the chosen completely symmetric ordering of the operators \hat{C}_i , one automatically gets pure second-order real expressions, since there are no zeroth-order contributions when expanding such expectation values.

Once we have obtained these 14 constants of motion in terms of the expectation values and second-order moments, we evaluate them in each Kasner epoch by considering the behavior of each variable: in this regime, the momenta p_\pm and their fluctuations $\Delta(p_+^i p_-^j)$ are constant, whereas the evolution of the rest of the variables is given in Eqs. (55)–(56) and Eqs. (58)–(64). Then, the requirement of the conservation of these quantities leads to a system of equations that relates the parameters of the prebounce Kasner epoch $(\bar{c}_\pm, \bar{p}_\pm, \bar{K}_{ijkl})$ with those of the postbounce one $(\tilde{c}_\pm, \tilde{p}_\pm, \tilde{K}_{ijkl})$. This system of equations is very involved and the complete solutions are given in Appendix B. These solutions are the generalization of the classical function B [Eq. (33)] for a bounce in the sector S_1 , and they represent one of the main results of this paper. In the following, we will comment on the specific transition laws for certain variables and their general structure, and then obtain the complete quantum Kasner map T_Q for bounces in any sector.

Let us first analyze change of parameters that also appear in the classical system—that is, the generalization of the classical map [Eqs. (29)–(32)]. After a bounce in sector S_1 , these parameters are modified as follows:

$$\tilde{p}_- = \bar{p}_-, \quad (86)$$

$$\tilde{p}_+ = \frac{1}{3} (4\bar{P} - 5\bar{p}_+) + \frac{2}{3\bar{P}^3} \left(\bar{p}_+^2 \overline{\Delta(p_-^2)} - 2p_- p_+ \overline{\Delta(p_+ p_-)} + p_-^2 \overline{\Delta(p_+^2)} \right), \quad (87)$$

$$\begin{aligned}\tilde{c}_+ &= B_+(\bar{c}_+, \bar{p}_+, \bar{p}_-) + \frac{1}{2} \left(\frac{\partial^2 B_+}{\partial \bar{p}_+^2} \overline{\Delta(p_+^2)} + \frac{\partial^2 B_+}{\partial \bar{p}_-^2} \overline{\Delta(p_-^2)} \right) + \frac{\partial^2 B_+}{\partial \bar{c}_+ \partial \bar{p}_+} \bar{k}_{++} \\ &\quad + \frac{\partial^2 B_+}{\partial \bar{c}_+ \partial \bar{p}_-} \bar{k}_{+-} + \frac{\partial^2 B_+}{\partial \bar{p}_+ \partial \bar{p}_-} \overline{\Delta(p_+ p_-)},\end{aligned}\quad (88)$$

$$\begin{aligned}\tilde{c}_- &= B_-(\bar{c}_+, \bar{p}_+, \bar{c}_-, \bar{p}_-) + \frac{1}{2} \left(\frac{\partial^2 B_-}{\partial \bar{p}_+^2} \overline{\Delta(p_+^2)} + \frac{\partial^2 B_-}{\partial \bar{p}_-^2} \overline{\Delta(p_-^2)} \right) + \frac{\partial^2 B_-}{\partial \bar{c}_+ \partial \bar{p}_+} \bar{k}_{++} \\ &\quad + \frac{\partial^2 B_-}{\partial \bar{c}_+ \partial \bar{p}_-} \bar{k}_{+-} + \frac{\partial^2 B_-}{\partial \bar{p}_+ \partial \bar{p}_-} \overline{\Delta(p_+ p_-)},\end{aligned}\quad (89)$$

where B_+ and B_- are the classical transition laws for c_+ and c_- defined in Eqs. (31) and (32). First of all, we observe from Eq. (86) that the transition law for p_- remains unchanged from the classical one, as p_- is itself a constant of motion. On the contrary, quantum corrections appear in the transition law for the rest of the variables. However, only pure fluctuations of the momenta $\Delta(p_\pm^2)$ contribute to the transition law for p_+ [Eq. (87)], whereas from Eqs. (88) and (89), one can see that the final values of c_\pm , which characterize the evolution of the shape parameters, get quantum corrections that depend only on initial parameters unrelated to β_- , that is, $\Delta(p_+^i p_-^j)$ or $k_{\pm\pm}$. Note also that in particular, these last two transition laws are written as a linear combination of derivatives of the classical ones, B_+ and B_- . This is a general feature at this order of truncation, and one can indeed obtain the quantum transition rules as formal expansions of the corresponding classical ones. This alternative method is quite straightforward in order to obtain the quantum version of the classical relations in Eqs. (29)–(32). However, the calculation of transition laws for fluctuations and correlations is far from trivial, as it requires the summation and composition of several series. Therefore, even if we have also performed the computation with this alternative method and obtain similar results, we will not provide more details here, since it would not contribute to enlightening the discussion.

Then, regarding the pure fluctuations and correlation of the momenta p_\pm , their transition laws after a bounce in sector S_1 are given as follows:

$$\widetilde{\Delta(p_-^2)} = \overline{\Delta(p_-^2)}, \quad (90)$$

$$\widetilde{\Delta(p_+ p_-)} = \frac{1}{3\bar{P}} \left[4\bar{p}_- \overline{\Delta(p_-^2)} - (5\bar{P} - 4\bar{p}_+) \overline{\Delta(p_+ p_-)} \right], \quad (91)$$

$$\widetilde{\Delta(p_+^2)} = \frac{1}{9\bar{P}^2} \left[16\bar{p}_-^2 \overline{\Delta(p_-^2)} - 8\bar{p}_- (5\bar{P} - 4\bar{p}_+) \overline{\Delta(p_+ p_-)} + (5\bar{P} - 4\bar{p}_+)^2 \overline{\Delta(p_+^2)} \right]. \quad (92)$$

As expected, the fluctuation of p_- is conserved, and its value enters the transition laws for the other two moments. In particular, the more coupled of these relations is the transition law for the fluctuation of p_+ , whose final value depends on its own initial value as well as those of $\Delta(p_-^2)$ and $\Delta(p_+ p_-)$.

The transition laws for the rest of the parameters are quite long and complicated, so we refer the reader to Appendix B for the explicit expressions. However, as a general feature, they can be schematically written in the following way:

$$\tilde{K}_{ijkl} = \sum_{m=0}^{i+k} \sum_{n=0}^{i+j+k} \sum_{r=0}^k \sum_{s=l}^2 a_{mnr s} \bar{K}_{mnr s}, \quad (93)$$

with certain coefficients $a_{mnr s}$, which depend on the expectation values, and the coefficients K_{ijkl} defined in Eq. (65). That is, the final parameter \tilde{K}_{ijkl} only depends on the values of the initial parameters $\bar{K}_{mnr s}$, with $m \leq i+k$, $n \leq i+j+k$, $r \leq k$, and $s \geq l$.

In summary, these transition laws define the quantum bounce map B_Q , which is the quantum version of the classical bounce B defined in Eq. (33). This map provides directly the quantum transition law when the system bounces in sector S_1 . However, when the system bounces against the walls located in sectors S_2 or S_3 , a rotation is also required, as explained in Sec. 2.3. Since the angle of the velocity vector θ defines in which sector the bounce will occur, as shown in Eq. (66), the quantum Kasner map is explicitly written as follows:

$$T_Q(c_+, c_-, p_+, p_-, \{K_{ijkl}\}) = \begin{cases} B_Q(c_+, c_-, p_+, p_-, \{K_{ijkl}\}), & \theta \in (\theta_1^{\min}, \theta_1^{\max}), \\ R_Q^{-1} \circ B_Q \circ R_Q(c_+, c_-, p_+, p_-, \{K_{ijkl}\}), & \theta \in (\theta_2^{\min}, \theta_2^{\max}), \\ R_Q \circ B_Q \circ R_Q^{-1}(c_+, c_-, p_+, p_-, \{K_{ijkl}\}), & \theta \in (\theta_3^{\min}, \theta_3^{\max}), \end{cases} \quad (94)$$

where R_Q represents the action produced by a $2\pi/3$ clockwise rotation in the plane of the shape parameters on the different variables. Specifically, on the classical parameters (c_+, c_-, p_+, p_-) , the linear function R_Q acts as R [Eq. (12)], whereas its action on the parameters K_{ijkl} [Eq. (65)] is given by

$$K_{ijkl} \xrightarrow{R_Q} \sum_{m=0}^i \sum_{n=0}^j \sum_{r=0}^k \sum_{s=0}^l \binom{i}{m} \binom{j}{n} \binom{k}{r} \binom{l}{s} \frac{(-1)^{k+l+m+n}}{2^{i+j+k+l}} (\sqrt{3})^{i+j+r+s-m-n} K_{m+r, n+s, i+k-m-r, j+l-n-s}.$$

Likewise, R_Q^{-1} stands for the action of the $2\pi/3$ counterclockwise rotation, and its explicit form is the same as that of R_Q above, just with the replacement $\sqrt{3} \rightarrow -\sqrt{3}$. Finally, let us recall that for values of θ in the exit channels $(\theta_1^{\max}, \theta_2^{\min}) \cup (\theta_2^{\max}, \theta_3^{\min}) \cup (\theta_3^{\max}, \theta_1^{\min})$ the system will not suffer any transition and the corresponding Kasner map is the identity.

3.4 The quantum u -map

From the previous results, we can now derive the quantum version of the transition law for the parameter u (40). For this purpose, following the same procedure as in Sec. 2.3, we just need to construct the transition law that relates the prebounce and postbounce angles θ and then use the relation in Eq. (38). Since the angle θ is determined by the ratio p_-/p_+ , it is clear from relations (86) and (87) that its transition law will be coupled only to the transition laws for the fluctuations $\Delta(p_+^2)$ [Eq. (92)] and $\Delta(p_-^2)$ [Eq. (90)], and for the correlation $\Delta(p_+p_-)$ [Eq. (91)]. Making use of the same parametrization introduced above for these moments—i.e., $v_+ := \sqrt{3}\Delta(p_+^2)/(8P^2)$, $v_- := \Delta(p_-^2)/(8\sqrt{3}P^2)$, and $r := \Delta(p_+p_-)/(4P^2)$ —one obtains the following coupled system that maps the prebounce values $(\bar{u}, \bar{v}_+, \bar{v}_-, \bar{r})$ to the postbounce values $(\tilde{u}, \tilde{v}_+, \tilde{v}_-, \tilde{r})$:

- If $\bar{u} \in U_{S_1}$:

$$\tilde{u} = -\bar{u} - \frac{2(\bar{u}^2 - 1)}{\sqrt{3}(1 + \bar{u}^2 + \bar{u}^4)} [(\bar{u}^2 - 1)^2 \bar{v}_+ + (1 + 4\bar{u} + \bar{u}^2)^2 \bar{v}_- - (\bar{u}^2 - 1)(1 + 4\bar{u} + \bar{u}^2) \bar{r}], \quad (95)$$

$$\tilde{v}_+ = \bar{v}_+ + \frac{2(\bar{u}^2 - 1)}{1 - \bar{u} + \bar{u}^2} \left[\frac{2(\bar{u}^2 - 1)}{1 - \bar{u} + \bar{u}^2} \bar{v}_- - \bar{r} \right], \quad (96)$$

$$\tilde{v}_- = \frac{(1 + \bar{u} + \bar{u}^2)^2}{(1 - \bar{u} + \bar{u}^2)^2} \bar{v}_-, \quad (97)$$

$$\tilde{r} = \frac{1 + \bar{u} + \bar{u}^2}{1 - \bar{u} + \bar{u}^2} \left[\frac{4(\bar{u}^2 - 1)}{(1 - \bar{u} + \bar{u}^2)} \bar{v}_- - \bar{r} \right]. \quad (98)$$

- If $\bar{u} \in U_{S_2}$:

$$\tilde{u} = -\bar{u} - 2 + \frac{2\bar{u}(\bar{u} + 2) [(\bar{u}^2 - 1)^2 \bar{v}_+ + (1 + 4\bar{u} + \bar{u}^2)^2 \bar{v}_- - (\bar{u}^2 - 1)(1 + 4\bar{u} + \bar{u}^2) \bar{r}]}{\sqrt{3}(1 + \bar{u} + \bar{u}^2)(3 + 3\bar{u} + \bar{u}^2)}, \quad (99)$$

$$\tilde{v}_+ = \frac{1}{(3 + 3\bar{u} + \bar{u}^2)^2} [\bar{u}^2 \bar{v}_+ + (3 + 2\bar{u} + \bar{u}^2)^2 \bar{v}_- - \bar{u}(3 + 2\bar{u} + \bar{u}^2) \bar{r}], \quad (100)$$

$$\tilde{v}_- = \frac{1}{(3 + 3\bar{u} + \bar{u}^2)^2} [(1 + \bar{u})^4 \bar{v}_+ + (2 + \bar{u})^2 \bar{v}_- - (1 + \bar{u})^2 (2 + \bar{u}) \bar{r}], \quad (101)$$

$$\tilde{r} = -\frac{1}{(3 + 3\bar{u} + \bar{u}^2)^2} [2\bar{u}(1 + \bar{u})^2 \bar{v}_+ + 2(2 + \bar{u})(3 + 2\bar{u} + \bar{u}^2) \bar{v}_- - (\bar{u}^4 + 4\bar{u}^3 + 9\bar{u}^2 + 10\bar{u} + 3) \bar{r}]. \quad (102)$$

- If $\bar{u} \in U_{S_3}$:

$$\tilde{u} = -\frac{\bar{u}}{1 + 2\bar{u}} - \frac{2 [(\bar{u}^2 - 1)^2 \bar{v}_+ + (1 + 4\bar{u} + \bar{u}^2)^2 \bar{v}_- - (\bar{u}^2 - 1)(1 + 4\bar{u} + \bar{u}^2) \bar{r}]}{\sqrt{3}(1 + 2\bar{u})(1 + \bar{u} + \bar{u}^2)(1 + 3\bar{u} + 3\bar{u}^2)}, \quad (103)$$

$$\tilde{v}_+ = \frac{1}{(1 + 3\bar{u} + 3\bar{u}^2)^2} [\bar{u}^2 \bar{v}_+ + (1 + 2\bar{u} + 3\bar{u}^2)^2 \bar{v}_- + \bar{u}(1 + 2\bar{u} + 3\bar{u}^2) \bar{r}], \quad (104)$$

$$\tilde{v}_- = \frac{1}{(1 + 3\bar{u} + 3\bar{u}^2)^2} [(1 + \bar{u})^4 \bar{v}_+ + \bar{u}^2 (1 + 2\bar{u})^2 \bar{v}_- + \bar{u}(1 + \bar{u})^2 (1 + 2\bar{u}) \bar{r}], \quad (105)$$

$$\tilde{r} = \frac{1}{(1 + 3\bar{u} + 3\bar{u}^2)^2} [2\bar{u}(1 + \bar{u})^2 \bar{v}_+ + 2\bar{u}(1 + 4\bar{u} + 7\bar{u}^2 + 6\bar{u}^3) \bar{v}_- + (1 + 4\bar{u} + 9\bar{u}^2 + 10\bar{u}^3 + 3\bar{u}^4) \bar{r}]. \quad (106)$$

The sets U_{S_1} , U_{S_2} , and U_{S_3} , which characterize the different sectors, have been defined in Eq. (72), and they depend on all the prebounce values of the relative quantum moments $(\bar{v}_+, \bar{v}_-, \bar{r})$. For values of \bar{u} in the exit channels $U_{S_1}^c \cap U_{S_2}^c \cap U_{S_3}^c$ (where the superindex c denotes the complement set) the transition law is the identity map. Note that, despite the complicated forms of some of the denominators, none of them have real roots, except for the factor $(1+2\bar{u})$ that appears in Eq. (103). This divergence at $\bar{u} = -1/2$ is expected, since it already appears in the corresponding classical relation [Eq. (40)] and simply maps the value $\bar{u} = -1/2$ to $\tilde{u} = \infty$.

Let us briefly comment on the transition law for the parameter u given by Eqs. (95), (99), and (103). One can observe in these relations that the quantum effects are completely encoded in the linear contributions of the moments v_+ , v_- , and r . These terms have different signs and, depending on the specific values of the moments, the quantum effects might either increase or decrease the final value \tilde{u} . On the one hand, even if the fluctuations \bar{v}_\pm are positive definite, their coefficients in these relations are not, and thus the sign of their contribution depends on the prebounce value of u . More precisely, they are positive for the set of points $\{\bar{u} \in U_{S_1} \mid \bar{u} > 1\}$, $\{\bar{u} \in U_{S_2} \mid \bar{u} < -2\}$, and $\{\bar{u} \in U_{S_3} \mid \bar{u} < -1/2\}$, while they are negative for $\{\bar{u} \in U_{S_1} \mid \bar{u} < 1\}$, $\{\bar{u} \in U_{S_2} \mid \bar{u} > -2\}$, and $\{\bar{u} \in U_{S_3} \mid \bar{u} > -1/2\}$. On the other hand, the correlation \bar{r} does not have a predefined sign, and moreover, the coefficients that multiply it can be either positive or negative. For instance, for the S_1 sector ($\bar{u} \in U_{S_1}$) its coefficient is positive definite, and thus this quantum correction always contributes with the same sign as the correlation itself. Nevertheless, for the other two sectors, S_2 ($\bar{u} \in U_{S_2}$) and S_3 ($\bar{u} \in U_{S_3}$), its coefficients are positive only for the intervals $\bar{u} \in (-2 - \sqrt{3}, -2)$ and $\bar{u} \in (-1/2, -2 + \sqrt{3})$, respectively; consequently, these contributions will depend on the sign of \bar{r} as well as on the prebounce value \bar{u} . Finally, it is interesting to note that for the prebounce values $\bar{u} \in \{-2, -1/2, 1\}$, there are no quantum corrections in the transition law for the parameter u , regardless of the value of the relative moments. In the classical model, these values correspond to the last bounce of the system, as they are mapped to the fixed (exit) points $\{0, \infty, -1\}$ of the map [Eq. (40)]. However, in this quantum case, their image might no longer be an exit point.

Once the classical u -map [Eq. (40)] was derived, in Sec. 2.4 we studied a sequence of bounces against the potential walls and obtained certain explicit properties. However, an equivalent study for the quantum case is much more involved, since one has to deal with the coupled multiparameter map [Eqs. (95)–(106)] which, even if it is linear in the relative moments (v_+, v_-, r) , is highly nonlinear in the parameter u . This map encodes the stochastic properties of the quantum model, and it explicitly shows that the evolution of a general point after a sequence of bounces will probably be very different from its classical counterpart, as quantum effects might pile up during different bounces and produce a highly deformed trajectory. As explained in Sec. 3.2, some conclusions regarding the stochastic properties of the quantum model can already be inferred without a more detailed analysis: since quantum effects widen the exit channels—they are no longer the fine-tuned values $u = 0, -1$, or ∞ , as shown in (72)—given an initial set of points that lies in one of these channels, they will all follow qualitatively the same dynamics, and thus, at this scale, the chaotic behavior will cease. Still, the open question is whether all points end up in one of these exit channels, which would imply that for generic initial data, the bouncing behavior of the quantum Mixmaster model will eventually stop, and the system will enter a final Kasner regime until the singularity. In this case, the chaotic repeller of the classical model would be removed by the quantum effects and would not exist for the quantum model. However, in order to check this issue, a detailed iterative analysis of the map would have to be performed, which is beyond the scope of the present paper.

4 Analysis of specific quantum states

In the previous section, we have obtained the quantum Kasner map [Eq. (94)] for a generic state. Since the transition rules are very complicated and highly sensitive on the prebounce state, it is not possible to draw generic qualitative conclusions about the impact of the bounce on the state. Therefore, in order to gain some intuition, in this section we will consider certain specific prebounce quantum states and analyze how the bounce changes their properties. More precisely, in Sec. 4.1 we will assume an initially (at $\alpha = 0$) uncorrelated state and study certain features of the postbounce state by using the analytic quantum Kasner map [Eq. (94)] obtained above. Furthermore, in Sec. 4.2 we will consider the numerical resolution of the full equations of motion [Eqs. (47)–(51)] for an initial Gaussian state. This analysis will serve as a test of the main assumptions used to derive the quantum Kasner map (particularly that the quantum system

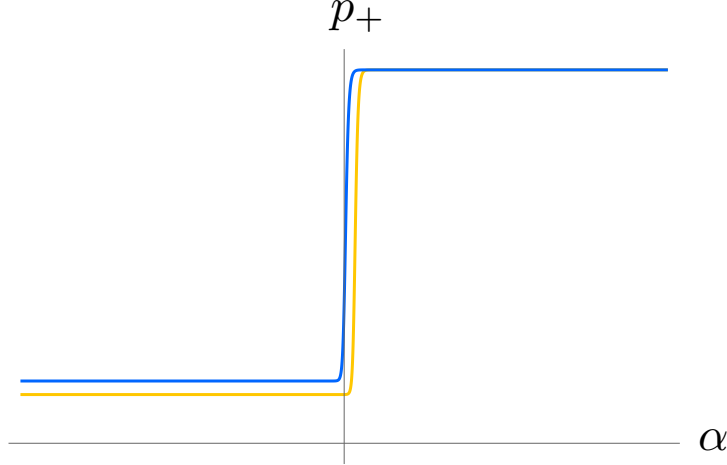


Figure 8: Comparison of the classical and quantum evolution of the momentum p_+ during a bounce in sector S_1 . The yellow line represents the classical evolution and the blue line represents the quantum evolution.

asymptotically follows a sequence of Kasner epochs joined by quick transitions), as well as a test of the map itself.

4.1 The quantum Kasner map for an initially uncorrelated state

Let us assume a quantum state that at $\alpha = 0$ is following a Kasner epoch and all its correlations are vanishing. This implies that the characteristic quantum parameters of this Kasner epoch are all zero, except for $\Delta(p_+^2)$, $\Delta(p_-^2)$, c_{++} , and c_{--} . Note, however, that such a state is not a coherent state, and the Kasner dynamics itself will generate nonvanishing correlations as time goes by, as given by the relations (58)–(64). In this case, the quantum Kasner map simplifies a bit, and it is possible to obtain certain bounds and specific properties for the moments of the postbounce state. For the rest of the section, let us focus specifically on bounces that happen in S_1 .

In particular, apart from the properties obeyed by any generic quantum state, such as the momentum p_- being conserved through the bounce, one can see from the transition law for p_+ [Eq. (87)], which in this case takes the form

$$\tilde{p}_+ = \frac{1}{3} (4\bar{P} - 5\bar{p}_+) + \frac{2}{3\bar{P}^3} \left(\bar{p}_+^2 \overline{\Delta(p_-^2)} + p_-^2 \overline{\Delta(p_+^2)} \right), \quad (107)$$

that all the quantum contributions to the postbounce value of the momentum p_+ are positive. Therefore, for such uncorrelated states, the postbounce value of p_+ is larger than in the classical system. This feature can be observed in Fig. 8, where the classical and quantum evolutions of p_+ are shown.

Concerning the parameters c_+ and c_- , their transition laws are much more involved, and it is not possible to obtain such generic results. In fact, quantum moments can either increase or decrease the postbounce values of these parameters as compared to their classical counterparts, depending on the specific initial (prebounce) conditions. This can be seen in Fig. 9, where the transition of the shape parameters is plotted for different initial data, and the parameter \tilde{c}_+ can be read from the corresponding vertical intercept.

Regarding the fluctuations of the momenta p_{\pm} , as for any quantum state, the fluctuation $\Delta(p_-^2)$ remains unchanged during any transition on the sector S_1 , while for this uncorrelated state, the change of the fluctuation $\Delta(p_+^2)$ is given by

$$\widetilde{\Delta(p_+^2)} = \left(\frac{5\bar{P} - 4\bar{p}_+}{3\bar{P}} \right)^2 \overline{\Delta(p_+^2)} + \left(\frac{4\bar{p}_-}{3\bar{P}} \right)^2 \overline{\Delta(p_-^2)}. \quad (108)$$

From this expression, and since for bounces in sector S_1 the prebounce momentum \bar{p}_+ is bounded by $\bar{P}/2 <$

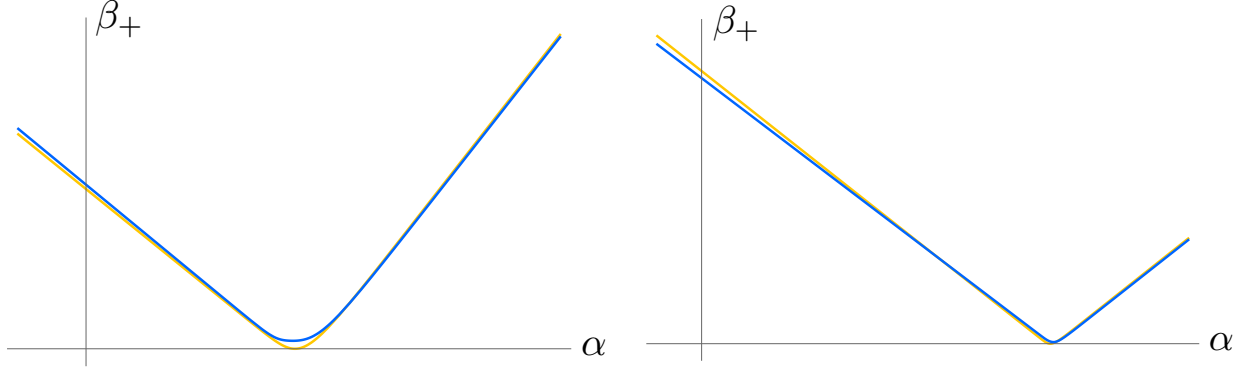


Figure 9: Comparison of the classical and quantum evolution of β_+ during a bounce in sector S_1 . The yellow line represents the classical evolution and the blue one the quantum evolution. Each of the plots corresponds to different initial conditions. In the first plot, the quantum effects decrease the value of the \tilde{c}_+ with respect to its classical counterpart, whereas in the second plot, they produce an enhancement.

$\bar{p}_+ \leq \bar{P}$, one can deduce that the postbounce value of this fluctuation is in the following range:

$$\frac{1}{9}\overline{\Delta(p_+^2)} \leq \widetilde{\Delta(p_+^2)} < \overline{\Delta(p_+^2)} + \frac{4}{3}\overline{\Delta(p_-^2)}. \quad (109)$$

Thus, we conclude that, after a bounce in sector S_1 , the initial uncorrelated state can either be stretched or compressed in the p_+ direction, depending on the initial values of p_+ and p_- . On the contrary, one can see from Eqs. (128) and (129), which are largely simplified in this case, that the parameters that characterize the fluctuation of the shape parameters $c(\beta_{\pm}^2)$ c_{++} and c_{--} always get amplified by bounces in sector S_1 —that is,

$$\tilde{c}_{++} > \bar{c}_{++}, \quad \tilde{c}_{--} > \bar{c}_{--}. \quad (110)$$

Furthermore, from Eq. (123), one can easily see that the postbounce correlation $\widetilde{\Delta(p_+p_-)}$ has the same sign as the momentum \bar{p}_- and, taking again into account the relation $\bar{P}/2 < \bar{p}_+ \leq \bar{P}$ for bounces in sector S_1 , it is bounded by

$$|\widetilde{\Delta(p_+p_-)}| < \frac{2}{\sqrt{3}}\overline{\Delta(p_-^2)}. \quad (111)$$

That is, the larger the value of $\overline{\Delta(p_-^2)}$, the stronger the correlation that can be built between p_+ and p_- after the bounce. However, the transition laws [Eqs. (124)–(127)] and (130) for the rest of the initially vanishing parameters that describe the correlations are still very involved for this particular case. All of them have a strong sensitivity on the initial values, and it is not possible to provide bounds for the corresponding postbounce parameters. The main technical reason is that, in the mentioned laws, there appears a term of the form $8\bar{c}_+ + \ln[\frac{2}{3}(2\bar{p}_+ - \bar{P})^2]$, which is unbounded and can take any real value. Still, we can state that at least one of the parameters that describe the correlations will always be nonzero after a bounce in sector S_1 . Indeed, the postbounce correlation $\widetilde{\Delta(p_+p_-)}$ can only vanish as long as the initial momentum \bar{p}_- is also vanishing and, in such a case,

$$\tilde{k}_{++} = \frac{1}{3\bar{p}_+}\overline{\Delta(p_+^2)}, \quad (112)$$

which is positive. Therefore, if the prebounce state is uncorrelated at $\alpha = 0$, the bounce will modify it, and generically the postbounce state will not be of this type.

4.2 Dynamical evolution for an initial Gaussian state

In this section, we will briefly discuss the dynamical evolution for an initial Gaussian state, mainly to show that, as with the classical model, asymptotically the quantum system follows a sequence of Kasner

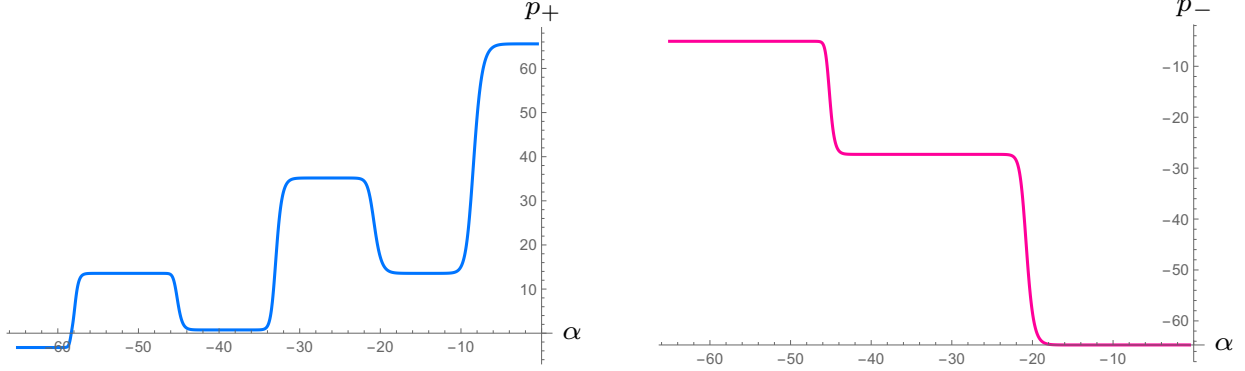


Figure 10: Dynamical evolution of the momenta p_+ and p_- for an initial Gaussian state.

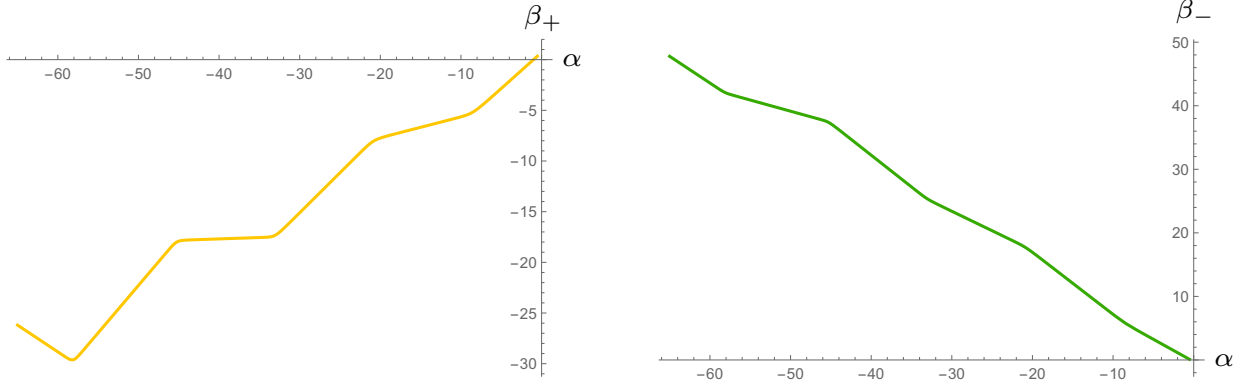


Figure 11: Dynamical evolution of the shape parameters β_+ and β_- for an initial Gaussian state.

regimes connected by quick transitions. We will choose initial conditions at $\alpha = 0$, and thus this Gaussian state will be of the form of the uncorrelated states described above, with $K_{ijkl} = 0$ for any odd index, and the fluctuations of the basic variables given by

$$\bar{c}_{++} = \frac{\hbar^2}{2\sigma_+^2}, \quad \overline{\Delta(p_+^2)} = \frac{\sigma_+^2}{2}, \quad \bar{c}_{--} = \frac{\hbar^2}{2\sigma_-^2}, \quad \overline{\Delta(p_-^2)} = \frac{\sigma_-^2}{2}, \quad (113)$$

where σ_+ and σ_- are the corresponding Gaussian widths. Furthermore, the initial conditions for the expectation values will be chosen so that the system begins in a Kasner regime.

The numerical study shows the expected behavior as the system evolves toward lower values of α : a sequence of Kasner regimes connected by quick transitions. These transitions take place during a very short period of time, as compared to the duration of the epochs themselves, and the lower the value of α , the longer each Kasner regime persists. These features can be seen in Figs. 10 and 11, where the evolution of the basic variables (β_{\pm}, p_{\pm}) has been plotted. As described in Sec. 3.1, during the Kasner epochs, the momenta p_{\pm} remain constant, whereas the shape parameters β_{\pm} are linear in α . Moreover, the slopes of the shape parameters observed from these figures are in accordance with the expected ones in Eqs. (55) and (56). Then, regarding the transitions between the different regimes, they coincide with the predictions of the quantum Kasner map [Eq. (94)]. It is interesting to note that, since the first bounce occurs in sector S_1 , the momentum p_- is a constant of motion, and thus it is not modified during this first transition. Furthermore, for the shown data, all the even bounces take place in this sector, which is why p_- only changes every two bounces.

The numerical evolution of the quantum moments also shows the expected behavior: at each Kasner regime, each moment $\Delta(\beta_+^i p_+^k \beta_-^l p_-^m)$ evolves as a polynomial of order $i + k$ in α . In addition, we have checked that their transition from one Kasner epoch to the next one is in agreement with the quantum Kasner map [Eq. (94)]. For the purpose of illustration, as a particular example, the evolution of the pure

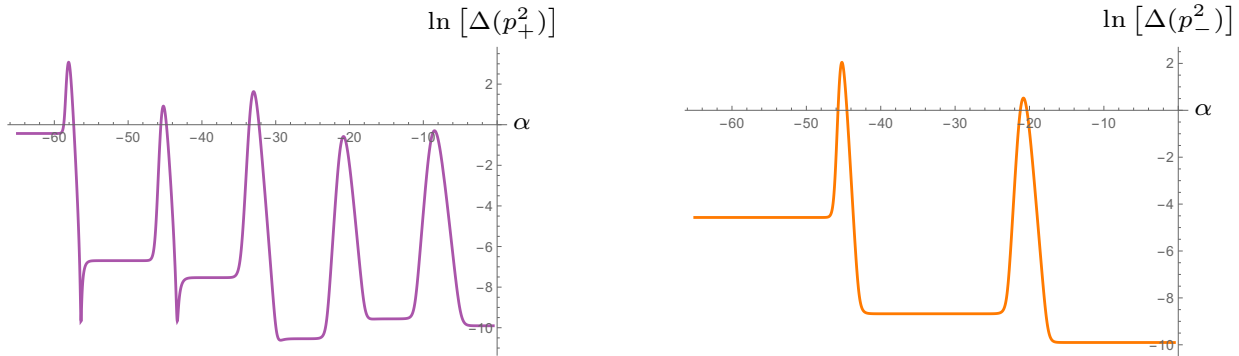


Figure 12: Dynamical evolution of the fluctuations $\Delta(p_+^2)$ and $\Delta(p_-^2)$ for an initial Gaussian state.

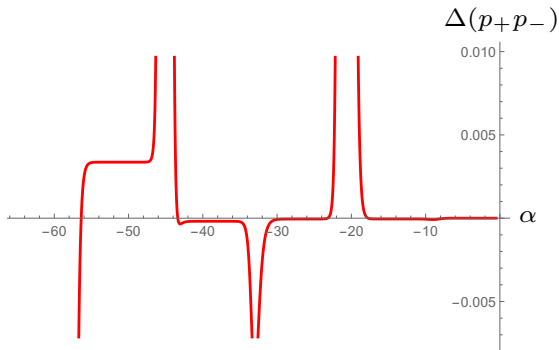


Figure 13: Dynamical evolution of the correlation $\Delta(p_+p_-)$ for an initial Gaussian state. The peaks correspond to the bounces against the potential walls and even if they are seemingly divergent, they are bounded.

fluctuations $\Delta(p_+^2)$ and $\Delta(p_-^2)$ is plotted in Fig. 12, while the evolution of the correlation $\Delta(p_+p_-)$ is shown in Fig. 13. There, one can observe that all these variables remain constant during the different Kasner epochs, whereas their evolution shows strong peaks at each bounce.

5 Conclusions

In this paper, we have obtained the quantum Kasner map for the Mixmaster (vacuum Bianchi IX) model within a semiclassical approximation. For such a purpose, we have first presented the analysis of the classical model in detail. In this context, the Hamiltonian constraint has been deparametrized by using the (logarithm of the) spatial volume as the time variable, and the system has been described in terms of four variables: the shape parameters (β_+, β_-) , which provide a measure of the anisotropy of the metric, and their conjugate momenta (p_+, p_-) . As is well known, due to the properties of the Bianchi IX potential, asymptotically the dynamics of this system can be understood as a sequence of Kasner epochs connected by quick transitions. During the Kasner epochs, the kinetic term of the Hamiltonian dominates, and the system follows the dynamics of a free particle. As we have argued, the duration of each of these epochs increases as one approaches the singularity. Furthermore, the transitions, which happen when the potential term is not negligible, can be properly described by the composition of the Bianchi II potential and appropriately chosen rotations in the plane of the shape parameters.

The dynamics during the Kasner epochs can easily be solved, and it is characterized by a set of four constant parameters. Making use of the constants of motion and the rotational symmetry of the system, we have then derived the transition laws [Eq. (34)]—also known as the Kasner map—which relate the characteristic parameters of consecutive Kasner epochs. In particular, the transition laws associated with the momenta (p_+, p_-) can be written in a very compact way in terms of a unique parameter u , as shown in Eq. (40). Although this Kasner map can be iteratively applied to study n consecutive transitions, we have also provided a closed form for the function that relates the Kasner parameters after n transitions with the

initial ones.

Concerning the quantum analysis of the system, we have performed a decomposition of the wave function into its moments, in such a way that the whole physical information of the quantum state is encoded in this infinite set of variables. We have argued that, at a semiclassical level, it is reasonable to assume that in general the asymptotic dynamics of the system can be accurately described by a sequence of Kasner epochs connected by quick transitions, as in the classical case. Furthermore, we have shown that this is indeed the case in several examples where we have numerically solved the full equations of motion.

We have then proceeded to characterize the quantum Kasner map by considering a second-order truncation in the moments, which corresponds to neglecting terms of order $\hbar^{3/2}$ and higher, in accordance with a semiclassical regime. We have explicitly solved the quantum dynamics in the Kasner epochs, and have completely characterized the Kasner quantum regimes by 14 constant parameters. Then, the constants of motion that describe the dynamics through the transitions have been obtained, which has allowed us to construct the transition rules that provide the parameters of the postbounce Kasner epoch in terms of those of the prebounce regime. This set of rules defines the quantum Kasner map [Eq. (94)] and can be considered as the most relevant result of the present paper.

Although these rules are very long and complicated, we have been able to provide certain general features. For instance, for a bounce that takes place in sector S_1 , the momentum p_- is a conserved quantity of the quantum system, and thus its transition law [Eq. (86)] has the same form as its classical counterpart [Eq. (29)]. However, the rest of the transition laws for the classical parameters [Eqs. (87)–(89)] are indeed slightly modified due to quantum effects. Furthermore, one can notice that a postbounce constant \tilde{K}_{ijkl} , related to the moment $\Delta(\beta_+^i p_+^j \beta_+^k p_-^l)$, only depends on the prebounce constants related to the moments of the form $\Delta(\beta_+^m p_+^n \beta_-^r p_-^s)$, with $m \leq i + k$, $n \leq i + j + k$, $r \leq k$, and $s \geq l$. In fact, the fluctuation of the momentum p_- is also a conserved quantity [Eq. (90)].

An important piece of information of the full quantum Kasner map is included in the quantum u -map [Eqs. (95)–(103)]. This map takes the same form as its classical counterpart [Eq. (40)], plus certain correction terms linear in the variables (v_+, v_-, r) , which parametrize the relative fluctuations and correlation of the momenta (p_+, p_-) and thus encode the quantum-gravity effects. Even if in this paper we have not developed an explicit iterative analysis of this map, we have been able to point out some features that introduce important qualitative differences with the classical model. In particular, as explained in detail in Sec. 3.2, in the quantum model there are some exit channels (finite ranges of the parameter u or, equivalently, of the ratio p_-/p_+ , for which the system will not have any transition, and hence it will follow a Kasner dynamics until the singularity). Therefore, given a set of nearby points on the phase space with their initial data in one of these channels, all these points will follow the same qualitative evolution and their trajectories will not diverge exponentially. In this sense, the chaotic behavior of the classical Mixmaster model will cease. However, an open question is whether any generic point will end up in one of these exit channels, which would imply the complete disappearance of the chaotic repeller of the classical model. In this respect, it is worth mentioning that in Ref. [23] the instantaneous eigenvalues of the Hamiltonian have been found to be purely discrete. Even if this result might point toward the nonexistence of asymptotically free states, it is certainly not a proof, since the dynamical evolution of those eigenstates is far from trivial under a time-dependent Hamiltonian. Therefore, this result is not in contradiction with our findings. Nevertheless, the existence of these states in the deep quantum regime is not clear.

Finally, in the last section, we have considered a specific quantum state that is initially uncorrelated and obtained some features of the postbounce state by applying the quantum Kasner map. In addition, we have numerically solved the full equations of motion for an initial Gaussian state. This numerical analysis has served two purposes. On the one hand, as already commented above, we have shown that asymptotically the system indeed follows the same qualitative pattern (a sequence of Kasner epochs connected by quick transitions) as the classical model. On the other hand, we have tested and verified that the analytical results obtained above—in particular, the quantum Kasner map—are accurately obeyed.

Acknowledgments

S. F. U. is funded by an FPU fellowship of the Spanish Ministry of Universities. We acknowledge financial support from Basque Government Grant No. IT956-16 and from Grant No. FIS2017-85076-P, funded by MCIN/AEI/10.13039/501100011033 and by “ERDF A way of making Europe.”

A Relation with other parametrizations

In this appendix, we provide the relation between the parametrization considered in this paper for the angle θ [Eq. (37)] in terms of the parameter u defined in the whole real line and another one, which we will name w , that has been widely used in the literature and is limited to $w \in [1, +\infty)$. More precisely, the parametrization of the angle θ in terms of this parameter w is given as follows:

$$\cos\left(\theta - \frac{2m(\theta)\pi}{3}\right) = -\frac{1}{2} \left(\frac{1+4w+w^2}{1+w+w^2}\right), \quad \left|\sin\left(\theta - \frac{2m(\theta)\pi}{3}\right)\right| = -\frac{\sqrt{3}}{2} \left(\frac{1-w^2}{1+w+w^2}\right), \quad (114)$$

where the function $m(\theta) := \lfloor 3\theta/2\pi - 1 \rfloor$ has already been defined in the text and takes the three discrete values $m(\theta) = 0$ for $\theta \in [2\pi/3, 4\pi/3)$, $m(\theta) = 1$ for $\theta \in [4\pi/3, 2\pi)$, and $m(\theta) = -1$ for $\theta \in [0, 2\pi/3)$. This function makes the argument of the trigonometric functions lie in the interval $[2\pi/3, 4\pi/3]$. Due to this fact, and the presence of an absolute value on the sine function, the w parameter is bounded to the domain $w \geq 1$. As can be clearly seen in Fig. 14, since the function $\theta(w)$ from $w \in [1, \infty)$ to $\theta \in [0, 2\pi)$ is a surjective (1 to 6) map (and thus nonbijective), contrary to the parameter u we have considered, this parameter w does not completely determine the angle θ .

Combining both definitions (37) and (114), the relation between the two parameters can be easily derived:

$$w(u) = \begin{cases} u, & u \geq 1, \\ \frac{1}{u}, & u \in [0, 1), \\ -\frac{u+1}{u}, & u \in [-\frac{1}{2}, 0), \\ -\frac{u}{u+1}, & u \in [-1, -\frac{1}{2}), \\ -\frac{1}{u+1}, & u \in [-2, -1), \\ -u-1, & u < -2. \end{cases} \quad (115)$$

Moreover, in order to obtain the transition law for w , one just needs to perform the transformation $u = u(w)$ in the transition law for u [Eq. (40)]. In this way, one recovers well-known transition law,

$$\tilde{w} = \begin{cases} \bar{w} - 1, & \bar{w} \geq 2, \\ \frac{1}{\bar{w}-1}, & \bar{w} \in [1, 2), \end{cases} \quad (116)$$

where \bar{w} and \tilde{w} are the prebounce and postbounce values of the parameter w , respectively.

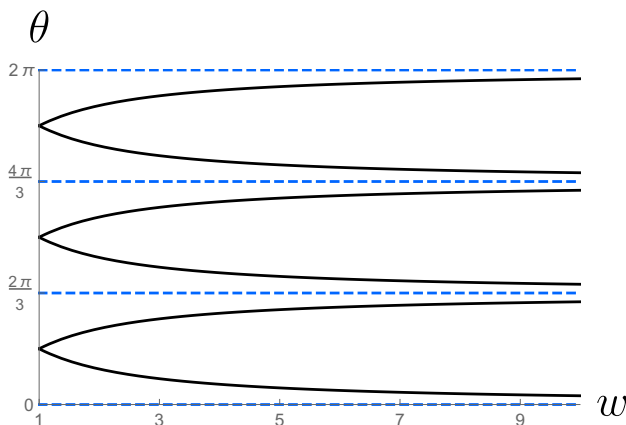


Figure 14: The black continuous curve shows the relation between the angle θ and the parameter w . The dashed horizontal lines are the boundaries between different the sectors S_1 , S_2 , and S_3 .

B Explicit quantum transition laws

In this appendix we provide the explicit transition laws for the different variables of the system for a bounce in sector S_1 up to the second order in moments. As in the main text, the tilde refers to postbounce quantities, whereas the overline stands for prebounce objects, and in particular $\overline{P} = (\overline{p}_+^2 + \overline{p}_-^2)^{1/2}$.

$$\tilde{p}_- = \overline{p}_-, \quad (117)$$

$$\tilde{p}_+ = \frac{1}{3} (4\overline{P} - 5\overline{p}_+) + \frac{2}{3\overline{P}^3} \left(\overline{p}_+^2 \overline{\Delta(p_-^2)} - 2\overline{p}_- \overline{p}_+ \overline{\Delta(p_+ p_-)} + \overline{p}_-^2 \overline{\Delta(p_+^2)} \right), \quad (118)$$

$$\begin{aligned} \tilde{c}_+ = & -\frac{3\overline{P}}{5\overline{P} - 4\overline{p}_+} \overline{c}_+ - \frac{2\overline{P} - \overline{p}_+}{2(5\overline{P} - 4\overline{p}_+)} \ln \left[\frac{2}{3} (2\overline{p}_+ - \overline{P})^2 \right] + \frac{12\overline{p}_+ \overline{p}_-}{\overline{P}(5\overline{P} - 4\overline{p}_+)^2} \overline{k}_{+-} - \frac{12\overline{p}_-^2}{\overline{P}(5\overline{P} - 4\overline{p}_+)^2} \overline{k}_{++} \\ & + \frac{1}{2\overline{P}^3 (5\overline{P} - 4\overline{p}_+)^2} \left\{ \frac{2\overline{P} - \overline{p}_+}{(2\overline{p}_+ - \overline{P})^2} [21\overline{p}_-^4 - \overline{p}_+^3 (40\overline{P} - 41\overline{p}_-) - 2\overline{p}_-^2 \overline{p}_+ (17\overline{P} - 27\overline{p}_+)] \right. \\ & \left. - \frac{3\overline{p}_-^2 [8\overline{p}_-^2 + 3\overline{p}_+ (4\overline{p}_+ - 5\overline{P})]}{2(5\overline{P} - 4\overline{p}_+)} \left(8\overline{c}_+ + \ln \left[\frac{2}{3} (2\overline{p}_+ - \overline{P})^2 \right] \right) \right\} \overline{\Delta(p_-^2)} \\ & + \frac{\overline{p}_-}{\overline{P}^3 (5\overline{P} - 4\overline{p}_+)^2} \left\{ \frac{3 [2\overline{p}_+^2 (4\overline{p}_+ - 5\overline{P}) + \overline{p}_-^2 (4\overline{p}_+ + 5\overline{P})]}{2(5\overline{P} - 4\overline{p}_+)} \left(8\overline{c}_+ + \ln \left[\frac{2}{3} (2\overline{p}_+ - \overline{P})^2 \right] \right) \right. \\ & \left. + \frac{1}{(2\overline{p}_+ - \overline{P})^2} [\overline{p}_+^3 (68\overline{P} - 67\overline{p}_+) + 2\overline{p}_-^2 (23\overline{p}_+ \overline{P} - 41\overline{p}_+^2) - 23\overline{p}_-^4] \right\} \overline{\Delta(p_+ p_-)} \\ & + \frac{1}{2\overline{P}^3 (5\overline{P} - 4\overline{p}_+)^2} \left[\frac{1}{(2\overline{p}_+ - \overline{P})^2} [\overline{p}_-^4 (10\overline{P} - 7\overline{p}_+) + \overline{p}_+^4 (41\overline{p}_+ - 40\overline{P}) + 2\overline{p}_-^2 (13\overline{p}_+^3 - 4\overline{P}\overline{p}_+^2)] \right. \\ & \left. - \frac{3\overline{p}_+ (10\overline{p}_-^2 \overline{P} - 5\overline{p}_+^2 \overline{P} + 4\overline{p}_+^3)}{2(5\overline{P} - 4\overline{p}_+)} \left(8\overline{c}_+ + \ln \left[\frac{2}{3} (2\overline{p}_+ - \overline{P})^2 \right] \right) \right] \overline{\Delta(p_-^2)}, \quad (119) \end{aligned}$$

$$\begin{aligned} \tilde{c}_- = & c_- + \frac{4\overline{p}_-}{5\overline{P} - 4\overline{p}_+} \overline{c}_+ + \frac{\overline{p}_-}{2(5\overline{P} - 4\overline{p}_+)} \ln \left[\frac{2}{3} (2\overline{p}_+ - \overline{P})^2 \right] + \frac{4\overline{p}_- (4\overline{P} - 5\overline{p}_+)}{\overline{P}(5\overline{P} - 4\overline{p}_+)^2} \overline{k}_{+-} - \frac{4\overline{p}_+ (4\overline{P} - 5\overline{p}_+)}{\overline{P}(5\overline{P} - 4\overline{p}_+)^2} \overline{k}_{++} \\ & + \frac{\overline{p}_-}{2\overline{P}^3 (5\overline{P} - 4\overline{p}_+)^2} \left\{ \frac{5\overline{p}_+ [8\overline{p}_-^2 - 3\overline{p}_+ (5\overline{P} - 4\overline{p}_+)]}{2(5\overline{P} - 4\overline{p}_+)} \left(8\overline{c}_+ + \ln \left[\frac{2}{3} (2\overline{p}_+ - \overline{P})^2 \right] \right) \right. \\ & \left. - \frac{1}{(2\overline{p}_+ - \overline{P})^2} [5\overline{p}_-^4 + 2\overline{p}_-^2 \overline{p}_+ (2\overline{P} - 13\overline{p}_+) + 3\overline{p}_+^3 (14\overline{P} - 13\overline{p}_+)] \right\} \overline{\Delta(p_-^2)} \\ & + \frac{1}{\overline{P}^3 (5\overline{P} - 4\overline{p}_+)^2} \left\{ \frac{34\overline{p}_+ \overline{p}_-^2 \overline{P} - 20\overline{p}_-^4 - \overline{p}_+^3 (41\overline{P} - 40\overline{p}_+)}{2(5\overline{P} - 4\overline{p}_+)} \left(8\overline{c}_+ + \ln \left[\frac{2}{3} (2\overline{p}_+ - \overline{P})^2 \right] \right) \right. \\ & \left. + \frac{2\overline{P} - \overline{p}_+}{(2\overline{p}_+ - \overline{P})^2} [7\overline{p}_-^4 + \overline{p}_+^3 (14\overline{P} - 13\overline{p}_+) - 2\overline{p}_+ \overline{p}_-^2 (4\overline{P} - \overline{p}_+)] \right\} \overline{\Delta(p_+ p_-)} \\ & + \frac{\overline{p}_-}{2\overline{P}^3 (5\overline{P} - 4\overline{p}_+)^2} \left\{ \frac{[\overline{p}_-^2 (7\overline{P} - 60\overline{p}_+) + 2\overline{p}_+^2 (41\overline{P} - 40\overline{p}_+)]}{2(5\overline{P} - 4\overline{p}_+)} \left(8\overline{c}_+ + \ln \left[\frac{2}{3} (2\overline{p}_+ - \overline{P})^2 \right] \right) \right. \\ & \left. + \frac{1}{(2\overline{p}_+ - \overline{P})^2} [3\overline{p}_+^3 (40\overline{P} - 41\overline{p}_+) + 2\overline{p}_+ \overline{p}_-^2 (41\overline{P} - 73\overline{p}_+) - 31\overline{p}_-^4] \right\} \overline{\Delta(p_+^2)}, \quad (120) \end{aligned}$$

$$\widetilde{\Delta(p_-^2)} = \overline{\Delta(p_-^2)}, \quad (121)$$

$$\widetilde{\Delta(p_+^2)} = \frac{1}{9\overline{P}^2} [16\overline{p}_-^2 \overline{\Delta(p_-^2)} - 8\overline{p}_- (5\overline{P} - 4\overline{p}_+) \overline{\Delta(p_+ p_-)} + (5\overline{P} - 4\overline{p}_+)^2 \overline{\Delta(p_+^2)}], \quad (122)$$

$$\widetilde{\Delta(p_+ p_-)} = \frac{1}{3\overline{P}} [4\overline{p}_- \overline{\Delta(p_-^2)} - (5\overline{P} - 4\overline{p}_+) \overline{\Delta(p_+ p_-)}], \quad (123)$$

$$\begin{aligned}\tilde{k}_{+-} = & -\frac{3\bar{P}}{5\bar{P}-4\bar{p}_+}\bar{k}_{+-} + \frac{\bar{p}_-}{P(5\bar{P}-4\bar{p}_+)} \left[\frac{2\bar{P}-\bar{p}_+}{2\bar{p}_+-\bar{P}} + \frac{3\bar{p}_+}{2(5\bar{P}-4\bar{p}_+)} \left(8\bar{c}_+ + \ln \left[\frac{2}{3}(2\bar{p}_+-\bar{P})^2 \right] \right) \right] \overline{\Delta(p_-^2)} \\ & - \frac{1}{P(5\bar{P}-4\bar{p}_+)} \left[\frac{(2\bar{P}-\bar{p}_+)^2}{2\bar{p}_+-\bar{P}} + \frac{3\bar{p}_-^2}{2(5\bar{P}-4\bar{p}_+)} \left(8\bar{c}_+ + \ln \left[\frac{2}{3}(2\bar{p}_+-\bar{P})^2 \right] \right) \right] \overline{\Delta(p_+p_-)},\end{aligned}\quad (124)$$

$$\begin{aligned}\tilde{k}_{--} = & \bar{k}_{--} + \frac{4\bar{p}_-}{5\bar{P}-4\bar{p}_+}\bar{k}_{+-} - \frac{1}{P(5\bar{P}-4\bar{p}_+)} \left[\frac{\bar{p}_-^2}{2\bar{p}_+-\bar{P}} + \frac{\bar{p}_+(4\bar{P}-5\bar{p}_+)}{2(5\bar{P}-4\bar{p}_+)} \left(8\bar{c}_+ + \ln \left[\frac{2}{3}(2\bar{p}_+-\bar{P})^2 \right] \right) \right] \overline{\Delta(p_-^2)} \\ & + \frac{\bar{p}_-}{P(5\bar{P}-4\bar{p}_+)} \left[\frac{2\bar{P}-\bar{p}_+}{2\bar{p}_+-\bar{P}} + \frac{(4\bar{P}-5\bar{p}_+)}{2(5\bar{P}-4\bar{p}_+)} \left(8\bar{c}_+ + \ln \left[\frac{2}{3}(2\bar{p}_+-\bar{P})^2 \right] \right) \right] \overline{\Delta(p_+p_-)},\end{aligned}\quad (125)$$

$$\begin{aligned}\tilde{k}_{++} = & \bar{k}_{++} - \frac{4\bar{p}_-}{5\bar{P}-4\bar{p}_+}\bar{k}_{+-} + \frac{1}{P^2} \left[\frac{(2\bar{P}-\bar{p}_+)^2}{3(2\bar{p}_+-\bar{P})} + \frac{\bar{p}_-^2}{2(5\bar{P}-4\bar{p}_+)} \left(8\bar{c}_+ + \ln \left[\frac{2}{3}(2\bar{p}_+-\bar{P})^2 \right] \right) \right] \overline{\Delta(p_+^2)} \\ & - \frac{\overline{\Delta(p_+p_-)}\bar{p}_-}{P^2(5\bar{P}-4\bar{p}_+)} \left[\frac{(13\bar{P}-8\bar{p}_+)(2\bar{P}-\bar{p}_+)}{3(2\bar{p}_+-\bar{P})} + \frac{(4\bar{p}_-^2+5\bar{p}_+\bar{P}-4\bar{p}_+^2)}{2(5\bar{P}-4\bar{p}_+)} \left(8\bar{c}_+ + \ln \left[\frac{2}{3}(2\bar{p}_+-\bar{P})^2 \right] \right) \right] \\ & + \frac{2\bar{p}_-^2}{P^2(5\bar{P}-4\bar{p}_+)} \left[\frac{2(2\bar{P}-\bar{p}_+)}{3(2\bar{p}_+-\bar{P})} + \frac{\bar{p}_+}{5\bar{P}-4\bar{p}_+} \left(8\bar{c}_+ + \ln \left[\frac{2}{3}(2\bar{p}_+-\bar{P})^2 \right] \right) \right] \overline{\Delta(p_-^2)},\end{aligned}\quad (126)$$

$$\begin{aligned}\tilde{k}_{-+} = & \frac{4\bar{p}_-}{3\bar{P}}\bar{k}_{--} - \frac{5\bar{P}-4\bar{p}_+}{3\bar{P}}\bar{k}_{-+} + \frac{16\bar{p}_-^2}{3\bar{P}(5\bar{P}-4\bar{p}_+)}\bar{k}_{+-} - \frac{4\bar{p}_-}{3\bar{P}}\bar{k}_{++} \\ & + \frac{\overline{\Delta(p_+p_-)}}{3P^2(5\bar{P}-4\bar{p}_+)} \left[\frac{(13\bar{P}-8\bar{p}_+)\bar{p}_-^2}{2\bar{p}_+-\bar{P}} + \frac{(16\bar{P}^3-57\bar{P}\bar{p}_+^2+40\bar{p}_+^3)}{2(5\bar{P}-4\bar{p}_+)} \left(8\bar{c}_+ + \ln \left[\frac{2}{3}(2\bar{p}_+-\bar{P})^2 \right] \right) \right] \\ & - \frac{2\bar{p}_-}{3P^2(5\bar{P}-4\bar{p}_+)} \left[\frac{2\bar{p}_-^2}{2\bar{p}_+-\bar{P}} + \frac{\bar{p}_+(4\bar{P}-5\bar{p}_+)}{5\bar{P}-4\bar{p}_+} \left(8\bar{c}_+ + \ln \left[\frac{2}{3}(2\bar{p}_+-\bar{P})^2 \right] \right) \right] \overline{\Delta(p_-^2)} \\ & - \frac{\bar{p}_-}{3P^2} \left[\frac{2\bar{P}-\bar{p}_+}{2\bar{p}_+-\bar{P}} + \frac{(4\bar{P}-5\bar{p}_+)}{2(5\bar{P}-4\bar{p}_+)} \left(8\bar{c}_+ + \ln \left[\frac{2}{3}(2\bar{p}_+-\bar{P})^2 \right] \right) \right] \overline{\Delta(p_+^2)},\end{aligned}\quad (127)$$

$$\begin{aligned}\tilde{c}_{++} = & \frac{9\bar{P}^2}{(5\bar{P}-4\bar{p}_+)^2}\bar{c}_{++} + \frac{1}{(5\bar{P}-4\bar{p}_+)^2} \left[\frac{9\bar{p}_-^2}{5\bar{P}-4\bar{p}_+} + \frac{6(2\bar{P}-\bar{p}_+)^2}{2\bar{p}_+-\bar{P}} \left(8\bar{c}_+ + \ln \left[\frac{2}{3}(2\bar{p}_+-\bar{P})^2 \right] \right) \right] \bar{k}_{++} \\ & - \frac{\bar{p}_-}{(5\bar{P}-4\bar{p}_+)^2} \left[\frac{6(2\bar{P}-\bar{p}_+)}{2\bar{p}_+-\bar{P}} + \frac{9\bar{p}_+}{(5\bar{P}-4\bar{p}_+)^3} \left(8\bar{c}_+ + \ln \left[\frac{2}{3}(2\bar{p}_+-\bar{P})^2 \right] \right) \right] \bar{k}_{+-} \\ & + \frac{1}{P^2(5\bar{P}-4\bar{p}_+)^2} \left[\frac{(2\bar{P}-\bar{p}_+)^2}{2\bar{p}_+-\bar{P}} + \frac{3\bar{p}_-^2}{2(5\bar{P}-4\bar{p}_+)} \left(8\bar{c}_+ + \ln \left[\frac{2}{3}(2\bar{p}_+-\bar{P})^2 \right] \right) \right]^2 \overline{\Delta(p_+^2)} \\ & - \frac{\bar{p}_-}{P^2(5\bar{P}-4\bar{p}_+)^2} \left\{ \frac{9\bar{p}_+\bar{p}_-^2}{2(5\bar{P}-4\bar{p}_+)^2} \left(8\bar{c}_+ + \ln \left[\frac{2}{3}(2\bar{p}_+-\bar{P})^2 \right] \right)^2 + \frac{2(2\bar{P}-\bar{p}_+)^3}{(2\bar{p}_+-\bar{P})^2} \right. \\ & \left. + \frac{3(2\bar{P}-\bar{p}_+)[\bar{p}_-^2+(2\bar{P}-\bar{p}_+)\bar{p}_+]}{(5\bar{P}-4\bar{p}_+)(2\bar{p}_+-\bar{P})} \left(8\bar{c}_+ + \ln \left[\frac{2}{3}(2\bar{p}_+-\bar{P})^2 \right] \right) \right\} \overline{\Delta(p_+p_-)} \\ & + \frac{\bar{p}_-^2}{P^2(5\bar{P}-4\bar{p}_+)^2} \left[\frac{2\bar{P}-\bar{p}_+}{2\bar{p}_+-\bar{P}} + \frac{3\bar{p}_+}{2(5\bar{P}-4\bar{p}_+)} \left(8\bar{c}_+ + \ln \left[\frac{2}{3}(2\bar{p}_+-\bar{P})^2 \right] \right) \right]^2 \overline{\Delta(p_-^2)},\end{aligned}\quad (128)$$

$$\begin{aligned}\tilde{c}_{--} = & \bar{c}_{--} + \frac{16\bar{p}_-^2}{(5\bar{P}-4\bar{p}_+)^2}\bar{c}_{++} + \frac{8\bar{p}_-}{5\bar{P}-4\bar{p}_+}\bar{c}_{+-} \\ & + \frac{\bar{p}_-^2}{P^2(5\bar{P}-4\bar{p}_+)^2} \left[\frac{2\bar{P}-\bar{p}_+}{2\bar{p}_+-\bar{P}} + \frac{(4\bar{P}-5\bar{p}_+)}{2(5\bar{P}-4\bar{p}_+)} \left(8\bar{c}_+ + \ln \left[\frac{2}{3}(2\bar{p}_+-\bar{P})^2 \right] \right) \right]^2 \overline{\Delta(p_+^2)}\end{aligned}$$

$$\begin{aligned}
& + \frac{1}{\bar{P}^2(5\bar{P} - 4\bar{p}_+)^2} \left[\frac{\bar{p}_-^2}{2\bar{p}_+ - \bar{P}} + \frac{\bar{p}_+(4\bar{P} - 5\bar{p}_+)}{2(5\bar{P} - 4\bar{p}_+)} \left(8\bar{c}_+ + \ln \left[\frac{2}{3}(2\bar{p}_+ - \bar{P})^2 \right] \right) \right]^2 \overline{\Delta(p_-^2)} \\
& + \frac{4\bar{p}_-^2}{\bar{P}(5\bar{P} - 4\bar{p}_+)^2} \left[\frac{2(2\bar{P} - \bar{p}_+)}{2\bar{p}_+ - \bar{P}} + \frac{(4\bar{P} - 5\bar{p}_+)}{5\bar{P} - 4\bar{p}_+} \left(8c_+ + \ln \left[\frac{2}{3}(2\bar{p}_+ - \bar{P})^2 \right] \right) \right] \bar{k}_{++} \\
& + \frac{\bar{p}_-}{\bar{P}(5\bar{P} - 4\bar{p}_+)} \left[\frac{2(2\bar{P} - \bar{p}_+)}{2\bar{p}_+ - \bar{P}} + \frac{(4\bar{P} - 5\bar{p}_+)}{5\bar{P} - 4\bar{p}_+} \left(8c_+ + \ln \left[\frac{2}{3}(2\bar{p}_+ - \bar{P})^2 \right] \right) \right] \bar{k}_{-+} \\
& - \frac{4\bar{p}_-}{\bar{P}(5\bar{P} - 4\bar{p}_+)^2} \left[\frac{2\bar{p}_-^2}{2\bar{p}_+ - \bar{P}} + \frac{\bar{p}_+(4\bar{P} - 5\bar{p}_+)}{5\bar{P} - 4\bar{p}_+} \left(8c_+ + \ln \left[\frac{2}{3}(2\bar{p}_+ - \bar{P})^2 \right] \right) \right] \bar{k}_{+-} \\
& - \frac{1}{\bar{P}(5\bar{P} - 4\bar{p}_+)} \left[\frac{2\bar{p}_-^2}{2\bar{p}_+ - \bar{P}} + \frac{\bar{p}_+(4\bar{P} - 5\bar{p}_+)}{5\bar{P} - 4\bar{p}_+} \left(8c_+ + \ln \left[\frac{2}{3}(2\bar{p}_+ - \bar{P})^2 \right] \right) \right] \bar{k}_{--} \\
& - \frac{\bar{p}_-}{\bar{P}^2(5\bar{P} - 4\bar{p}_+)^2} \left\{ \frac{[\bar{p}_-^2(4\bar{P} + 3\bar{p}_+) + \bar{p}_+^2(13\bar{p}_+ - 14\bar{P})]}{(5\bar{P} - 4\bar{p}_+)(2\bar{p}_+ - \bar{P})} \left(8\bar{c}_+ + \ln \left[\frac{2}{3}(2\bar{p}_+ - \bar{P})^2 \right] \right) + \frac{2\bar{p}_-^2(2\bar{P} - \bar{p}_+)}{(2\bar{p}_+ - \bar{P})^2} \right. \\
& \left. + \frac{\bar{p}_+(4\bar{P} - 5\bar{p}_+)^2}{2(5\bar{P} - 4\bar{p}_+)^2} \left(8\bar{c}_+ + \ln \left[\frac{2}{3}(2\bar{p}_+ - \bar{P})^2 \right] \right)^2 \right\} \overline{\Delta(p_+p_-)}, \tag{129}
\end{aligned}$$

$$\begin{aligned}
\tilde{c}_{+-} & = -\frac{12\bar{p}_-\bar{P}}{(5\bar{P} - 4\bar{p}_+)^2} \bar{c}_{++} - \frac{3\bar{P}}{5\bar{P} - 4\bar{p}_+} \bar{c}_{+-} \\
& - \frac{\bar{p}_-}{\bar{P}(5\bar{P} - 4\bar{p}_+)^2} \left\{ \frac{3[8\bar{p}_-^2 - \bar{p}_+(5\bar{P} - 4\bar{p}_+)]}{2(5\bar{P} - 4\bar{p}_+)} \left(8\bar{c}_+ + \ln \left[\frac{2}{3}(2\bar{p}_+ - \bar{P})^2 \right] \right) \right. \\
& \left. + \frac{22\bar{p}_-^2 + \bar{p}_+(26\bar{p}_+ - 19\bar{P})}{2\bar{p}_+ - \bar{P}} \right\} \bar{k}_{++} \\
& - \frac{1}{\bar{P}(5\bar{P} - 4\bar{p}_+)} \left[\frac{3\bar{p}_-^2}{2(5\bar{P} - 4\bar{p}_+)} \left(8\bar{c}_+ + \ln \left[\frac{2}{3}(\bar{P} - 2\bar{p}_+)^2 \right] \right) + \frac{(2\bar{P} - \bar{p}_+)^2}{2\bar{p}_+ - \bar{P}} \right] \bar{k}_{-+} \\
& + \frac{\bar{k}_{+-}}{\bar{P}(5\bar{P} - 4\bar{p}_+)^2} \left\{ \frac{3\bar{p}_+[8\bar{p}_-^2 - \bar{p}_+(5\bar{P} - 4\bar{p}_+)]}{2(5\bar{P} - 4\bar{p}_+)} \left(8\bar{c}_+ + \ln \left[\frac{2}{3}(2\bar{p}_+ - \bar{P})^2 \right] \right) + \frac{\bar{p}_-^2(11\bar{P} - 4\bar{p}_+)}{2\bar{p}_+ - \bar{P}} \right\} \\
& + \frac{\bar{p}_-}{\bar{P}(5\bar{P} - 4\bar{p}_+)} \left[\frac{3\bar{p}_+}{2(5\bar{P} - 4\bar{p}_+)} \left(8\bar{c}_+ + \ln \left[\frac{2}{3}(\bar{P} - 2\bar{p}_+)^2 \right] \right) + \frac{2\bar{P} - \bar{p}_+}{2\bar{p}_+ - \bar{P}} \right] \bar{k}_{--} \\
& - \frac{\bar{p}_-}{\bar{P}^2(5\bar{P} - 4\bar{p}_+)^2} \left\{ \frac{(2\bar{P} - \bar{p}_+)[11\bar{p}_-^2 + \bar{p}_+(13\bar{p}_+ - 14\bar{P})]}{2(5\bar{P} - 4\bar{p}_+)(2\bar{p}_+ - \bar{P})} \left(8\bar{c}_+ + \ln \left[\frac{2}{3}(2\bar{p}_+ - \bar{P})^2 \right] \right) \right. \\
& \left. + \frac{(2\bar{P} - \bar{p}_+)^3}{(2\bar{p}_+ - \bar{P})^2} + \frac{3\bar{p}_-^2(4\bar{P} - 5\bar{p}_+)}{4(5\bar{P} - 4\bar{p}_+)^2} \left(8\bar{c}_+ + \ln \left[\frac{2}{3}(2\bar{p}_+ - \bar{P})^2 \right] \right)^2 \right\} \overline{\Delta(p_+^2)} \\
& - \frac{\bar{p}_-}{\bar{P}^2(5\bar{P} - 4\bar{p}_+)^2} \left\{ \frac{\bar{p}_-^2(2\bar{P} - \bar{p}_+)}{(2\bar{p}_+ - \bar{P})^2} + \frac{3\bar{p}_+^2(4\bar{P} - 5\bar{p}_+)}{4(5\bar{P} - 4\bar{p}_+)^2} \left(8\bar{c}_+ + \ln \left[\frac{2}{3}(2\bar{p}_+ - \bar{P})^2 \right] \right)^2 \right. \\
& \left. + \frac{\bar{p}_+[11\bar{p}_-^2 + \bar{p}_+(13\bar{p}_+ - 14\bar{P})]}{2(5\bar{P} - 4\bar{p}_+)(2\bar{p}_+ - \bar{P})} \left(8\bar{c}_+ + \ln \left[\frac{2}{3}(2\bar{p}_+ - \bar{P})^2 \right] \right) \right\} \overline{\Delta(p_-^2)} \\
& + \frac{1}{\bar{P}^2(5\bar{P} - 4\bar{p}_+)^2} \left\{ \frac{(2\bar{P} - \bar{p}_+)^2}{(2\bar{p}_+ - \bar{P})^2} + \frac{3\bar{p}_-^2\bar{p}_+(4\bar{P} - 5\bar{p}_+)}{2(5\bar{P} - 4\bar{p}_+)^2} \left(8\bar{c}_+ + \ln \left[\frac{2}{3}(2\bar{p}_+ - \bar{P})^2 \right] \right)^2 \right. \\
& \left. + \frac{[11\bar{p}_-^4 + 2\bar{p}_-\bar{p}_+(13\bar{p}_+ - 4\bar{P}) + \bar{p}_+^3(41\bar{p}_+ - 40\bar{P})]}{2(5\bar{P} - 4\bar{p}_+)(2\bar{p}_+ - \bar{P})} \left(8\bar{c}_+ + \ln \left[\frac{2}{3}(2\bar{p}_+ - \bar{P})^2 \right] \right) \right\} \overline{\Delta(p_+p_-)}. \tag{130}
\end{aligned}$$

References

- [1] V. A. Belinskii, I. M. Khalatnikov, and E. M. Lifschitz, Oscillatory approach to a singular point in the relativistic cosmology, *Adv. Phys.* **19**, 524 (1970).
- [2] C. W. Misner, Mixmaster universe, *Phys. Rev. Lett.* **22**, 1071 (1969).
- [3] C. W. Misner, Quantum cosmology. I, *Phys. Rev.* **186**, 1319 (1969).
- [4] J. M. Heinzle and C. Uggla, A new proof of the Bianchi type IX attractor theorem, *Classical Quantum Gravity* **26**, 075015 (2009).
- [5] H. Ringstrom, The Bianchi IX attractor, *Ann. Inst. Henri Poincaré* **2**, 405 (2001).
- [6] B. K. Berger, Numerical approaches to spacetime singularities, *Living Rev. Relativity* **5**, 1 (2002).
- [7] D. Garfinkle, Numerical simulations of generic singularities, *Phys. Rev. Lett.* **93**, 161101 (2004).
- [8] J. M. Heinzle, C. Uggla, and W. C. Lim, Spike oscillations, *Phys. Rev. D* **86**, 104049 (2012).
- [9] B. K. Berger, Quantum chaos in the Mixmaster universe, *Phys. Rev. D* **39**, 2426 (1989).
- [10] M. Bojowald, G. Date, and G. M. Hossain, The Bianchi IX model in loop quantum cosmology, *Classical Quantum Gravity* **21**, 3541 (2004).
- [11] A. Kheyfets, W. A. Miller, and R. Vaulin, Quantum geometrodynamics of the Bianchi IX cosmological model, *Classical Quantum Gravity* **23**, 4333 (2006).
- [12] R. Benini and G. Montani, Inhomogeneous quantum Mixmaster: from classical toward quantum mechanics, *Classical Quantum Gravity* **24**, 387 (2007).
- [13] E. Wilson-Ewing, Loop quantum cosmology of Bianchi type IX models, *Phys. Rev. D* **82**, 043508 (2010).
- [14] A. Ashtekar, A. Henderson, and D. Sloan, Hamiltonian formulation of the Belinskii-Khalatnikov-Lifshitz conjecture, *Phys. Rev. D* **83**, 084024 (2011).
- [15] H. Bergeron, E. Czuchry, J. P. Gazeau, P. Małkiewicz, and W. Piechocki, Singularity avoidance in a quantum model of the Mixmaster universe, *Phys. Rev. D* **92**, 124018 (2015).
- [16] E. Czuchry, D. Garfinkle, J. R. Klauder, and W. Piechocki, Do spikes persist in a quantum treatment of spacetime singularities?, *Phys. Rev. D* **95**, 024014 (2017).
- [17] E. Wilson-Ewing, A quantum gravity extension to the Mixmaster dynamics, *Classical Quantum Gravity* **36**, 195002 (2019).
- [18] C. Kiefer, N. Kwidzinski, and W. Piechocki, On the dynamics of the general Bianchi IX spacetime near the singularity, *Eur. Phys. J. C* **78**, 691 (2018).
- [19] A. Gózdź, W. Piechocki, and G. Plewa, Quantum Belinski-Khalatnikov-Lifshitz scenario, *Eur. Phys. J. C* **79**, 45 (2019).
- [20] E. Giovannetti and G. Montani, Polymer representation of the Bianchi IX cosmology in the Misner variables, *Phys. Rev. D* **100**, 104058 (2019).
- [21] J. H. Bae, Mixmaster revisited: wormhole solutions to the Bianchi IX Wheeler–DeWitt equation using the Euclidean-signature semi-classical method, *Classical Quantum Gravity* **32**, 075006 (2015).
- [22] H. Bergeron, E. Czuchry, J. P. Gazeau, P. Małkiewicz, and W. Piechocki, Smooth quantum dynamics of the Mixmaster universe, *Phys. Rev. D* **92**, 061302 (2015).
- [23] H. Bergeron, E. Czuchry, J. P. Gazeau, and P. Małkiewicz, Spectral properties of the quantum Mixmaster universe, *Phys. Rev. D* **96**, 043521 (2017).

- [24] A. Ashtekar and E. Wilson-Ewing, Loop quantum cosmology of Bianchi type II models, *Phys. Rev. D* **80**, 123532 (2009).
- [25] A. Corichi and E. Montoya, Effective dynamics in Bianchi type II loop quantum cosmology, *Phys. Rev. D* **85**, 104052 (2012).
- [26] H. Bergeron, O. Hrycyna, P. Mąkiewicz, and W. Piechocki, Quantum theory of the Bianchi II model, *Phys. Rev. D* **90**, 044041 (2014).
- [27] S. Saini and P. Singh, Resolution of strong singularities and geodesic completeness in loop quantum Bianchi-II spacetimes, *Classical Quantum Gravity* **34**, 235006 (2017).
- [28] A. Alonso-Serrano, D. Brizuela, and S. F. Uria, Quantum Kasner transition in a locally rotationally symmetric Bianchi II Universe, *Phys. Rev. D* **104**, 024006 (2021).
- [29] M. Bojowald and A. Skirzewski, Effective equations of motion for quantum systems, *Rev. Math. Phys.* **18**, 713 (2006).
- [30] M. Bojowald and D. Ding, Canonical description of cosmological back-reaction, *J. Cosmol. Astropart. Phys.* **03**, 083 (2021).
- [31] B. Baytaş, M. Bojowald, and S. Crowe, Effective potentials from semiclassical truncations, *Phys. Rev. A* **99**, 042114 (2019).
- [32] B. Baytaş and M. Bojowald, Minisuperspace models of discrete systems, *Phys. Rev. D* **95**, 086007 (2017).
- [33] M. Bojowald and S. Brahma, Minisuperspace models as infrared contributions, *Phys. Rev. D* **93**, 125001 (2016).
- [34] D. Brizuela, Classical versus quantum evolution for a universe with a positive cosmological constant, *Phys. Rev. D* **91**, 085003 (2015).
- [35] D. Brizuela, Classical and quantum behavior of the harmonic and the quartic oscillators, *Phys. Rev. D* **90**, 125018 (2014).
- [36] D. Brizuela, Statistical moments for classical and quantum dynamics: formalism and generalized uncertainty relations, *Phys. Rev. D* **90**, 085027 (2014).
- [37] M. Bojowald, Fluctuation energies in quantum cosmology, *Phys. Rev. D* **89**, 124031 (2014).
- [38] M. Bojowald, D. Brizuela, H. H. Hernandez, M. J. Koop, and H. A. Morales-Tecotl, High-order quantum back-reaction and quantum cosmology with a positive cosmological constant, *Phys. Rev. D* **84**, 043514 (2011).
- [39] V. Belinski and M. Henneaux, *The Cosmological Singularity* (Cambridge University Press, Cambridge, England, 2017).
- [40] N. J. Cornish and J. J. Levin, Mixmaster universe: a chaotic Farey tale, *Phys. Rev. D* **55**, 7489 (1996).