

# Relevant analytic spontaneous magnetization relation for the face-centered-cubic Ising lattice

Başer Tambaş\*  
(Dated: July 29, 2022)

The relevant spontaneous magnetization relations for the simple cubic and body-centered cubic Ising lattices have recently been obtained analytically by a novel approach that conflates the Callen-Suzuki identity with a heuristic odd-spin correlation magnetization relation. By exploiting this approach, we study analytic spontaneous magnetization expression for the face-centered-cubic Ising lattice. We report that the results of analytic relation obtained in this work are nearly consistent with those derived from Monte Carlo simulation.

## I. INTRODUCTION

Concerning the phase transition theory [1], the Ising model [2] is one of the most studied spin systems that exhibits a phase transition at a finite temperature when the dimension  $d \geq 2$ , resulting in spontaneous magnetization from spontaneously broken discrete  $\mathbb{Z}_2$  global symmetry [3]. The Hamiltonian of the Ising model is given by

$$\mathcal{H} = -J \sum_{\langle i,j \rangle} \sigma_i \sigma_j,$$

where,  $J$  is the coupling strength,  $\sum_{\langle i,j \rangle}$  indicates the summation over nearest neighbors,  $\sigma_i$  may take values  $\pm 1$ , and its symmetry time-reversal  $\mathbb{Z}_2$  originates in that leaves it invariant under  $\sigma_i \rightarrow -\sigma_i$  transformation. The exact solutions of one-dimensional and two-dimensional (2D) rectangular lattice Ising models were performed by, respectively, Ising [2] and Onsager [4]. The former has no spontaneous magnetization since it does not undergo a phase transition at a finite temperature due to its dimensionality. The latter, besides an exact solution, has an exact spontaneous magnetization relation obtained by Yang [5]. Though this was previously obtained by Onsager and Kaufman [6], they never published their derivation. After these pioneering contributions of Onsager and Yang for the 2D rectangular lattice Ising model, the exact solutions and exact spontaneous magnetization relations for the other various 2D lattices, e.g., honeycomb, triangular, etc., were also obtained [7–16].

The three-dimensional (3D) Ising model although there performed a number of attempts [17–24] is still a big mystery whether or not it can be solved exactly. The difficulties arising from the intractability of the partition function, the lack of exact treatments in other words, necessitate developing approximate methods and concepts to explore the emergence properties, the thermodynamics, and the critical values in a tractable manner for the interacting systems while studying the phase transition theory [25]. These methods and concepts vary from renormalization group theory [26–29], series expansions [30, 31], field-theoretic [32], conformal bootstrap [33, 34], Monte Carlo (MC) simulations [35–45], etc. to recently developed machine learning aided techniques [46–51]. For a further discussion on the exact results and approximate methods, we recommend seeing Refs. [52–58]. The Ising model with its existing exact treatment literature [2, 4, 5, 7–16, 59–68], even if it falls in a limited region, plays a central role in the testing ground for the new methods and techniques and finds interdisciplinary applications in the fields where the complexity and intractability emerge such as economics [69–71], biology [72, 73], sociology [74], neuroscience [75, 76], and deep learning [77, 78], etc.

Considering the spontaneous magnetization of the 3D Ising model, a most recent approach in the context of effective field theory [53] given by Kaya [79–81] has successively led to deriving relevant analytic spontaneous magnetization relations for the simple-cubic (SC) and body-centered-cubic Ising lattices. This has been achieved by proposing a heuristic odd-spin correlation magnetization (OSCM) relation by means of associating it to the Callen-Suzuki [64, 82, 83] identity. In order for the OSCM to apply in this approach, it requires a form of the expanded Callen-Suzuki identity in terms of odd-spin correlations. In a few words, the heuristic OSCM relation implements the idea given in the following statement; the odd-spin correlations in the vicinity of the critical point decay as power-law with the same critical exponent of the spontaneous magnetization but with the different amplitudes. This was concluded previously for three-point correlations thereby the exact relations performed by Baxter [84] on the triangular Ising

---

\* baser.tambas@gmail.com

lattice. Such behavior, however, is not very well known for the higher-order odd-correlations when we consider they have relatively restricted literature [85], unlike three-point correlations [86–93]. Nevertheless, the validity of this approach has been verified [79, 81] on the 2D Ising lattices, i.e. honeycomb, square, and triangular, where there are exact expressions for the spontaneous magnetization [5, 14, 15] to compare. For the SC Ising lattice, it has also been reported that the results derived from this approach [79] are in agreement with those of an empirical relation obtained by Talapov and Blöte [94] decades ago. It should also be noted that the critical values needed within this approach, i.e., critical temperature and critical exponent, are made supplementary use of the present results in the literature. As a complementary work, in the present paper, we shall utilize this approach given by Kaya to obtain a relevant analytic spontaneous magnetization expression for a way more complex crystal structure face-centered-cubic (FCC) Ising lattice and perform a MC simulation to compare the results of this analytic relation with those of MC simulation.

## II. METHODS AND RESULTS

### A. Expansion of the Callen-Suzuki Identity

Let us begin by writing down the Callen-Suzuki identity as

$$\langle \sigma_i \rangle = \left\langle \tanh \left( K \sum_j^q \sigma_j \right) \right\rangle, \quad (1)$$

where,  $K = J/(k_B T)$ , here  $T$  and  $k_B$  correspond, respectively, to the temperature and the Boltzmann's constant,  $\langle \cdots \rangle$  indicates the ensemble average,  $\sigma_j$ 's are the neighboring spins while  $\sigma_i$  is the central spin, and  $q$  denotes the number of nearest neighbors, which is equal to 12 for the FCC lattice. The  $\tanh$  term given above can be expanded as

$$\begin{aligned} \tanh \left( K \sum_j^{12} \sigma_j \right) = & A \sum_{(12)} \sigma_j + B \sum_{(220)} \sigma_{j_1} \sigma_{j_2} \sigma_{j_3} + C \sum_{(792)} \sigma_{j_1} \sigma_{j_2} \sigma_{j_3} \sigma_{j_4} \sigma_{j_5} + D \sum_{(792)} \sigma_{j_1} \sigma_{j_2} \sigma_{j_3} \sigma_{j_4} \sigma_{j_5} \sigma_{j_6} \sigma_{j_7} \\ & + E \sum_{(220)} \sigma_{j_1} \sigma_{j_2} \sigma_{j_3} \sigma_{j_4} \sigma_{j_5} \sigma_{j_6} \sigma_{j_7} \sigma_{j_8} \sigma_{j_9} + F \sum_{(12)} \sigma_{j_1} \sigma_{j_2} \sigma_{j_3} \sigma_{j_4} \sigma_{j_5} \sigma_{j_6} \sigma_{j_7} \sigma_{j_8} \sigma_{j_9} \sigma_{j_{10}} \sigma_{j_{11}}, \end{aligned} \quad (2)$$

where, summations for each odd-spin terms run over the combinations of a given configuration  $\sigma_{j_1}, \sigma_{j_2}, \dots, \sigma_{j_{12}}$  of the neighboring spins. Though the expansion given above brings unknown terms  $A, B, \dots, F$ , one can determine these terms self-consistently by taking into account all the  $2^{12}$  configurations of the neighboring spins. By substituting each individual configuration of those into Eq. (2) we then get six unique equations

$$\begin{aligned} \tanh(2K) &= 2A - 10B + 20C - 20D + 10E - 2F, \\ \tanh(4K) &= 4A - 12B + 8C + 8D - 12E + 4F, \\ \tanh(6K) &= 6A + 2B - 36C + 36D - 2E + 6F, \\ \tanh(8K) &= 8A + 40B - 48C - 48D + 40E + 8F, \\ \tanh(10K) &= 10A + 110B + 132C - 132D - 100E - 10F, \\ \tanh(12K) &= 12A + 220B + 792C + 792D + 220E + 12F, \end{aligned}$$

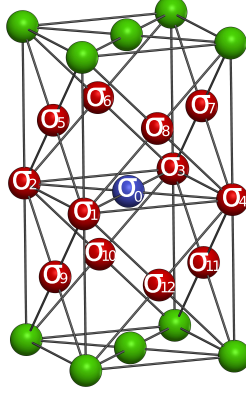


FIG. 1. (Color Online) A diagram of FCC lattice.  $\sigma_1, \sigma_2, \dots, \sigma_{12}$  (red spins) denote the neighboring spins whereas  $\sigma_0$  (blue spin) denotes the central spin.

through this set of equations, the unknown terms can be then obtained straightforwardly as

$$\begin{aligned}
 A(K) &= \frac{1}{2048} \left[ 132 \tanh(2K) + 165 \tanh(4K) + 110 \tanh(6K) + 44 \tanh(8K) + 10 \tanh(10K) + \tanh(12K) \right], \\
 B(K) &= \frac{1}{2048} \left[ -36 \tanh(2K) - 27 \tanh(4K) + 2 \tanh(6K) + 12 \tanh(8K) + 6 \tanh(10K) + \tanh(12K) \right], \\
 C(K) &= \frac{1}{2048} \left[ 20 \tanh(2K) + 5 \tanh(4K) - 10 \tanh(6K) - 4 \tanh(8K) + 2 \tanh(10K) + \tanh(12K) \right], \\
 D(K) &= \frac{1}{2048} \left[ -20 \tanh(2K) + 5 \tanh(4K) + 10 \tanh(6K) - 4 \tanh(8K) - 2 \tanh(10K) + \tanh(12K) \right], \\
 E(K) &= \frac{1}{2048} \left[ 36 \tanh(2K) - 27 \tanh(4K) - 2 \tanh(6K) + 12 \tanh(8K) - 6 \tanh(10K) + \tanh(12K) \right], \\
 F(K) &= \frac{1}{2048} \left[ -132 \tanh(2K) + 165 \tanh(4K) - 110 \tanh(6K) + 44 \tanh(8K) - 10 \tanh(10K) + \tanh(12K) \right].
 \end{aligned}$$

Substituting Eq. (2) the tanh expansion term into Eq. (1) and then taking averages over them yields a form of expanded Callen-Suzuki identity in terms of odd-spin correlations as given in the following

$$\begin{aligned}
 \langle \sigma \rangle &= 12A(K) \langle \sigma \rangle + 220B(K) \langle \sigma_{j_1} \sigma_{j_2} \sigma_{j_3} \rangle + 792C(K) \langle \sigma_{j_1} \sigma_{j_2} \sigma_{j_3} \sigma_{j_4} \sigma_{j_5} \rangle + 792D(K) \langle \sigma_{j_1} \sigma_{j_2} \sigma_{j_3} \sigma_{j_4} \sigma_{j_5} \sigma_{j_6} \sigma_{j_7} \rangle \\
 &\quad + 220E(K) \langle \sigma_{j_1} \sigma_{j_2} \sigma_{j_3} \sigma_{j_4} \sigma_{j_5} \sigma_{j_6} \sigma_{j_7} \sigma_{j_8} \sigma_{j_9} \rangle + 12F(K) \langle \sigma_{j_1} \sigma_{j_2} \sigma_{j_3} \sigma_{j_4} \sigma_{j_5} \sigma_{j_6} \sigma_{j_7} \sigma_{j_8} \sigma_{j_9} \sigma_{j_{10}} \sigma_{j_{11}} \rangle, \quad (3)
 \end{aligned}$$

where we have used  $\langle \sigma_i \rangle = \langle \sigma_j \rangle \equiv \langle \sigma \rangle$ . The combinations of the pairwise distances of the neighboring spins on the lattice are different one another and correlation amplitude between two spins on the different lattice locations is the function of this pairwise distance [85], it will be, therefore, more convenient to group these correlations with respect

to sum of pairwise distances of the neighboring spins on the lattice for each odd-spin correlation as

$$\begin{aligned}
220 \langle \sigma_{j_1} \sigma_{j_2} \sigma_{j_3} \rangle &= 8 \langle \sigma_1 \sigma_5 \sigma_8 \rangle + 24 \langle \sigma_1 \sigma_2 \sigma_5 \rangle + 24 \langle \sigma_1 \sigma_5 \sigma_{12} \rangle + 48 \langle \sigma_1 \sigma_2 \sigma_{12} \rangle + 24 \langle \sigma_1 \sigma_5 \sigma_{10} \rangle + 48 \langle \sigma_1 \sigma_3 \sigma_{12} \rangle + 12 \langle \sigma_1 \sigma_2 \sigma_3 \rangle \\
&\quad + 24 \langle \sigma_1 \sigma_2 \sigma_{11} \rangle + 8 \langle \sigma_1 \sigma_6 \sigma_{11} \rangle, \\
792 \langle \sigma_{j_1} \sigma_{j_2} \cdots \sigma_{j_5} \rangle &= 36 \langle \sigma_1 \sigma_2 \sigma_5 \sigma_9 \sigma_{12} \rangle + 48 \langle \sigma_1 \sigma_2 \sigma_5 \sigma_8 \sigma_{12} \rangle + 24 \langle \sigma_1 \sigma_2 \sigma_4 \sigma_9 \sigma_{12} \rangle + 48 \langle \sigma_1 \sigma_2 \sigma_5 \sigma_6 \sigma_{12} \rangle + 24 \langle \sigma_1 \sigma_2 \sigma_4 \sigma_8 \sigma_{12} \rangle \\
&\quad + 24 \langle \sigma_1 \sigma_2 \sigma_5 \sigma_{10} \sigma_{12} \rangle + 72 \langle \sigma_1 \sigma_2 \sigma_3 \sigma_9 \sigma_{12} \rangle + 96 \langle \sigma_1 \sigma_2 \sigma_5 \sigma_{11} \sigma_{12} \rangle + 48 \langle \sigma_1 \sigma_2 \sigma_3 \sigma_{10} \sigma_{12} \rangle + 48 \langle \sigma_1 \sigma_4 \sigma_5 \sigma_6 \sigma_9 \rangle \\
&\quad + 72 \langle \sigma_1 \sigma_2 \sigma_3 \sigma_{11} \sigma_{12} \rangle + 48 \langle \sigma_1 \sigma_3 \sigma_5 \sigma_{11} \sigma_{12} \rangle + 48 \langle \sigma_1 \sigma_3 \sigma_6 \sigma_8 \sigma_{12} \rangle + 48 \langle \sigma_1 \sigma_2 \sigma_6 \sigma_{11} \sigma_{12} \rangle + 24 \langle \sigma_1 \sigma_2 \sigma_3 \sigma_4 \sigma_5 \rangle \\
&\quad + 24 \langle \sigma_1 \sigma_2 \sigma_3 \sigma_8 \sigma_{12} \rangle + 36 \langle \sigma_1 \sigma_2 \sigma_7 \sigma_{10} \sigma_{12} \rangle + 24 \langle \sigma_1 \sigma_2 \sigma_3 \sigma_7 \sigma_{12} \rangle, \\
792 \langle \sigma_{j_1} \sigma_{j_2} \cdots \sigma_{j_7} \rangle &= 36 \langle \sigma_1 \sigma_2 \sigma_3 \sigma_9 \sigma_{10} \sigma_{11} \sigma_{12} \rangle + 48 \langle \sigma_1 \sigma_2 \sigma_3 \sigma_5 \sigma_9 \sigma_{10} \sigma_{12} \rangle + 24 \langle \sigma_1 \sigma_2 \sigma_3 \sigma_6 \sigma_9 \sigma_{10} \sigma_{12} \rangle + 48 \langle \sigma_1 \sigma_2 \sigma_4 \sigma_5 \sigma_8 \sigma_{11} \sigma_{12} \rangle \\
&\quad + 24 \langle \sigma_1 \sigma_2 \sigma_3 \sigma_4 \sigma_9 \sigma_{10} \sigma_{12} \rangle + 24 \langle \sigma_1 \sigma_2 \sigma_3 \sigma_5 \sigma_8 \sigma_9 \sigma_{12} \rangle + 72 \langle \sigma_1 \sigma_2 \sigma_3 \sigma_5 \sigma_6 \sigma_8 \sigma_{12} \rangle + 96 \langle \sigma_1 \sigma_2 \sigma_3 \sigma_5 \sigma_{10} \sigma_{11} \sigma_{12} \rangle \\
&\quad + 48 \langle \sigma_1 \sigma_2 \sigma_5 \sigma_7 \sigma_9 \sigma_{11} \sigma_{12} \rangle + 48 \langle \sigma_1 \sigma_2 \sigma_3 \sigma_7 \sigma_{10} \sigma_{11} \sigma_{12} \rangle + 72 \langle \sigma_1 \sigma_2 \sigma_3 \sigma_5 \sigma_7 \sigma_9 \sigma_{12} \rangle + 48 \langle \sigma_1 \sigma_2 \sigma_3 \sigma_6 \sigma_7 \sigma_9 \sigma_{12} \rangle \\
&\quad + 48 \langle \sigma_1 \sigma_2 \sigma_3 \sigma_4 \sigma_5 \sigma_{11} \sigma_{12} \rangle + 48 \langle \sigma_1 \sigma_2 \sigma_3 \sigma_5 \sigma_8 \sigma_{11} \sigma_{12} \rangle + 24 \langle \sigma_1 \sigma_2 \sigma_3 \sigma_4 \sigma_8 \sigma_{10} \sigma_{12} \rangle + 24 \langle \sigma_1 \sigma_2 \sigma_3 \sigma_4 \sigma_5 \sigma_7 \sigma_{12} \rangle \\
&\quad + 36 \langle \sigma_1 \sigma_2 \sigma_3 \sigma_7 \sigma_8 \sigma_{11} \sigma_{12} \rangle + 24 \langle \sigma_1 \sigma_2 \sigma_3 \sigma_5 \sigma_7 \sigma_{11} \sigma_{12} \rangle, \\
220 \langle \sigma_{j_1} \sigma_{j_2} \cdots \sigma_{j_9} \rangle &= 8 \langle \sigma_1 \sigma_2 \sigma_3 \sigma_5 \sigma_6 \sigma_9 \sigma_{10} \sigma_{11} \sigma_{12} \rangle + 24 \langle \sigma_1 \sigma_2 \sigma_3 \sigma_4 \sigma_5 \sigma_6 \sigma_7 \sigma_8 \sigma_{12} \rangle + 24 \langle \sigma_1 \sigma_2 \sigma_3 \sigma_5 \sigma_8 \sigma_9 \sigma_{10} \sigma_{11} \sigma_{12} \rangle \\
&\quad + 48 \langle \sigma_1 \sigma_2 \sigma_3 \sigma_4 \sigma_5 \sigma_6 \sigma_8 \sigma_9 \sigma_{12} \rangle + 24 \langle \sigma_1 \sigma_2 \sigma_3 \sigma_5 \sigma_6 \sigma_7 \sigma_8 \sigma_{11} \sigma_{12} \rangle + 48 \langle \sigma_1 \sigma_3 \sigma_5 \sigma_6 \sigma_7 \sigma_9 \sigma_{10} \sigma_{11} \sigma_{12} \rangle \\
&\quad + 12 \langle \sigma_1 \sigma_2 \sigma_3 \sigma_4 \sigma_5 \sigma_7 \sigma_9 \sigma_{11} \sigma_{12} \rangle + 24 \langle \sigma_1 \sigma_2 \sigma_3 \sigma_4 \sigma_5 \sigma_6 \sigma_7 \sigma_{10} \sigma_{12} \rangle + 8 \langle \sigma_1 \sigma_2 \sigma_3 \sigma_5 \sigma_7 \sigma_8 \sigma_{10} \sigma_{11} \sigma_{12} \rangle,
\end{aligned}$$

where, correlations specified by the neighboring spins on the lattice indicated in Fig. 1 represent the entire group to which they belong, and the correlations here have been chosen arbitrarily from the group in which they are included. On the other hand, the last term in Eq. (3) has not been grouped since its sum of pairwise distances of all the combinations on the lattice is equal to each other.

## B. Derivation of the Analytic Relation for the Spontaneous Magnetization

We now proceed by introducing the heuristic OSCM expression as given in Refs. [79–81] in the form of

$$\langle \sigma_{j_1} \sigma_{j_2} \cdots \sigma_{j_k} \rangle = \lambda_{k,r} \langle \sigma \rangle + (1 - \lambda_{k,r}) \langle \sigma \rangle^{\frac{1+\beta}{\beta}}, \quad (4)$$

in which  $k$  on the subscript is an odd number that refers to the order of the odd-correlations,  $r$  labels the groups,  $\beta$  denotes the critical exponent, and  $\lambda_{k,r}$  may take  $0 \leq \lambda_{k,r} \leq 1$  values by definition [79–81]. Applying Eq. (4) to all the grouped correlations and then substituting these expressions into Eq. (3) leads to

$$\begin{aligned}
\langle \sigma \rangle &= \langle \sigma \rangle (12A + BC_3 + CC_5 + DC_7 + EC_9 + FC_{11}) \\
&\quad + \langle \sigma \rangle^{\frac{1+\beta}{\beta}} (220B + 792C + 792D + 220E + 12F \\
&\quad \quad - BC_3 - CC_5 - DC_7 - EC_9 - FC_{11}),
\end{aligned} \quad (5)$$

where,

$$\begin{aligned}
C_3 &\equiv 8\lambda_{3,1} + 24\lambda_{3,2} + 24\lambda_{3,3} + 48\lambda_{3,4} + 24\lambda_{3,5} + 48\lambda_{3,6} + 12\lambda_{3,7} + 24\lambda_{3,8} + 8\lambda_{3,9}, \\
C_5 &\equiv 36\lambda_{5,1} + 48\lambda_{5,2} + 24\lambda_{5,3} + 48\lambda_{5,4} + 24\lambda_{5,5} + 24\lambda_{5,6} + 72\lambda_{5,7} + 96\lambda_{5,8} + 48\lambda_{5,9} + 48\lambda_{5,10} \\
&\quad + 72\lambda_{5,11} + 48\lambda_{5,12} + 48\lambda_{5,13} + 48\lambda_{5,14} + 24\lambda_{5,15} + 24\lambda_{5,16} + 36\lambda_{5,17} + 24\lambda_{5,18}, \\
C_7 &\equiv 36\lambda_{7,1} + 48\lambda_{7,2} + 24\lambda_{7,3} + 48\lambda_{7,4} + 24\lambda_{7,5} + 24\lambda_{7,6} + 72\lambda_{7,7} + 96\lambda_{7,8} + 48\lambda_{7,9} + 48\lambda_{7,10} \\
&\quad + 72\lambda_{7,11} + 48\lambda_{7,12} + 48\lambda_{7,13} + 48\lambda_{7,14} + 24\lambda_{7,15} + 24\lambda_{7,16} + 36\lambda_{7,17} + 24\lambda_{7,18}, \\
C_9 &\equiv 8\lambda_{9,1} + 24\lambda_{9,2} + 24\lambda_{9,3} + 48\lambda_{9,4} + 24\lambda_{9,5} + 48\lambda_{9,6} + 12\lambda_{9,7} + 24\lambda_{9,8} + 8\lambda_{9,9}, \\
C_{11} &\equiv 12\lambda_{11,1}.
\end{aligned}$$

Now, let cancel  $\langle \sigma \rangle$  terms in Eq. (5), then, it turns out to be

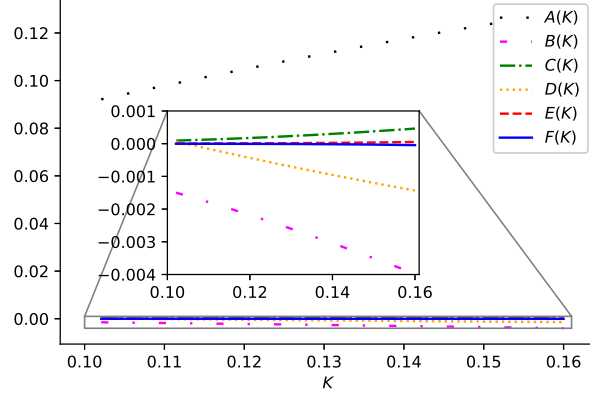


FIG. 2. (Color Online) The plots of  $A(K)$ ,  $B(K)$ ,  $C(K)$ ,  $D(K)$ ,  $E(K)$ , and  $F(K)$  versus  $K$ . The lines loosely-dotted (black), loosely-dash-dotted (magenta), dash-dotted (green), dotted (orange), dashed (red), and solid (blue) correspond to  $A(K)$ ,  $B(K)$ ,  $C(K)$ ,  $D(K)$ ,  $E(K)$ , and  $F(K)$  respectively. Inset zooms in the selected region in the graphics.

$$\begin{aligned}
 1 = & (12A + BC_3 + CC_5 + DC_7 + EC_9 + FC_{11}) \\
 & + \langle \sigma \rangle^{\frac{1}{\beta}} (220B + 792C + 792D + 220E + 12F \\
 & - BC_3 - CC_5 - DC_7 - EC_9 - FC_{11}).
 \end{aligned} \tag{6}$$

It is because these  $\lambda_{k,r}$ 's are unknown, we restrict ourselves to adopt an approximation at this stage. As it can be seen in Fig. 2 the  $E(K)$  and  $F(K)$  give almost no contribution. Thus, we can get rid of  $C_9$  and  $C_{11}$  terms since they are multiplied by the  $E(K)$  and  $F(K)$  respectively. The remaining terms  $C_3$ ,  $C_5$ , and  $C_7$  can be assumed that they are nearly equal to each other. Hence, we summarize the approximation we shall adopt as follows

$$C_3 \simeq C_5 \simeq C_7, \tag{7a}$$

$$E(K), F(K) \approx 0. \tag{7b}$$

Within this approximation we reduce the number of unknown parameters to only one, which is  $C_3$ , and then calculate this single unknown parameter through using the behaviour of the spontaneous magnetization in the vicinity of the critical point  $K_c$  as given by

$$\langle \sigma \rangle = \begin{cases} \neq 0, & K > K_c, \\ 0, & K \leq K_c. \end{cases}$$

After applying the approximation given in Eq. (7), Eq. (6) then becomes

$$\begin{aligned}
 1 = & 12A + C_3(B(K) + C(K) + D(K)) \\
 & + \langle \sigma \rangle^{\frac{1}{\beta}} \left[ 220B(K) + 792C(K) + 792D(K) - C_3(B(K) + C(K) + D(K)) \right].
 \end{aligned} \tag{8}$$

To obtain the  $C_3$  from Eq. (8) with the aid of the aforementioned behaviour of the spontaneous magnetization we need the  $K_c$  value. For which we take  $K_c = 0.1270707 \pm 0.0000002$  as predicted in Ref. [44], which is the most recent result in the literature. There are also some other predictions in Refs. [42, 43], nevertheless, all together are consistent with each other within the respective error bars. From now on, we abbreviate the terms include uncertainty by using short hand notation, e.g.,  $K_c = 0.1270707(2)$ , for simplicity. Now, since last term  $\langle \sigma \rangle^{\frac{1}{\beta}}$  in Eq. (8) vanishes at the critical point  $K_c$ , we thus calculate  $C_3$  by

$$\left( \frac{1 - 12A(K)}{B(K) + C(K) + D(K)} \right) \Big|_{K=K_c} = C_3, \tag{9}$$

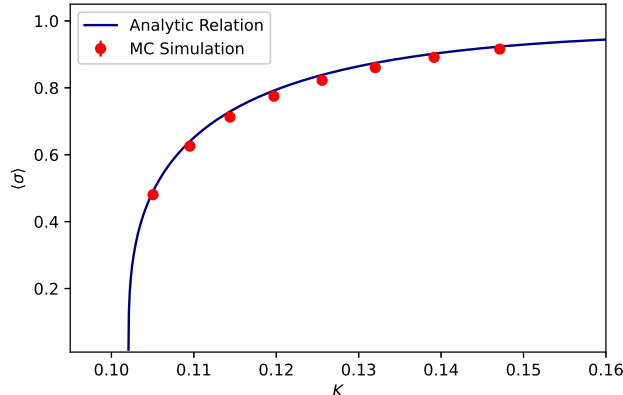


FIG. 3. (Color Online) The plot of  $K$  versus  $\langle\sigma\rangle$ . The solid (blue) line and the filled points (red) correspond to Eq. (10) and MC data respectively. The graphics also includes error bars, however, they are invisible because they are smaller than the marker points.

and we obtain  $\mathcal{C}_3 = 74.3922(9)$ . Now, substituting the  $\mathcal{C}_3$  term into Eq. (8) and then rearranging it leads to the spontaneous magnetization

$$\langle\sigma\rangle = \left[ \frac{1 - 12A(K) - \mathcal{C}_3(B(K) + C(K) + D(K))}{220B(K) + 792C(K) + 792D(K) - \mathcal{C}_3(B(K) + C(K) + D(K))} \right]^\beta. \quad (10)$$

The analytic relation given in Eq. (10) has been plotted in Fig. 3 where we have taken the critical exponent  $\beta = 0.32630(22)$  [45] for the 3D Ising universality class.

### C. Spontaneous Magnetization through MC Simulation

To obtain the spontaneous magnetization of the FCC Ising lattice in a different but reliable method we have also performed a MC simulation by employing Wolff [38] cluster MC algorithm. It is one of the most efficient algorithms for the 3D Ising model [95] because it does not suffer from the critical slowing down in the vicinity of the critical point.

In this process, at each  $K$  point we ran the simulation on a relatively larger  $256 \times 256 \times 256$  lattice with periodic boundary conditions to avoid finite size and edge effects. We then collected data at every correlation time interval after running a sufficient (2000) thermalization time steps. Here we chose the correlation time interval  $\tau$  as equal to 50 to minimize statistical errors. We thus have calculated the spontaneous magnetization using the relation

$$\langle\sigma\rangle = \left\langle \left| \frac{1}{N} \sum_i \sigma_i \right| \right\rangle,$$

where,  $N$  is the number of spins on the lattice,  $|\cdot|$  indicates the absolute value, and averages run over the thermal states (or configurations). The results have been plotted in Fig. 3. The error bars have also been put using Jackknife analysis [35], they are, however, invisible since these statistical error bars are smaller than the marker points.

## III. DISCUSSION AND CONCLUSION

In this work, we have studied spontaneous magnetization for the FCC Ising lattice and have obtained an expression as given in Eq. (10). To show the relevancy of the analytic relation we have also performed a MC simulation. The results of both MC simulation and Eq. (10) have been plotted in Fig. 3 where solid line (blue) and filled marker points (red) correspond to results of analytic relation and those derived from MC simulation respectively. As it can be seen

in Fig. 3 there is a very tiny difference between the center of the filled points and the solid line. Since the resolution of the graphics does not allow to view error bars, there is no information whether the line passes through the error bars of the filled points or not. That is why, we have not a strong evidence to support that there is an inconsistency between these results. We, therefore, simply interpret that these results are nearly consistent with each other due to the fact that the solid line intersects with the filled points. On the other hand, if there is a deviation, this could either arise from the approximation we adopted in the derivation of the analytic relation as given in Eq. (7) or the inherent drawbacks of the MC simulations such as finite size effects. Nevertheless, in the MC simulation we set to lattice size  $L = 256$ , which is a highly sufficient lattice size to minimize this effect as reported in Ref. [94]. Therefore, as a further work, one may clarify these points we stressed out by calculating the  $\mathcal{C}_3, \mathcal{C}_5, \dots, \mathcal{C}_{11}$  values empirically through a MC simulation. This could be simply realized by recalling Eq. (4) in the form

$$\lambda_{k,r} = \frac{\langle \sigma_{j_1} \sigma_{j_2} \dots \sigma_{j_k} \rangle - \langle \sigma \rangle^{\frac{1+\beta}{\beta}}}{\langle \sigma \rangle - \langle \sigma \rangle^{\frac{1+\beta}{\beta}}}.$$

Besides, as  $K$  is approached to the  $K_c^+$ , the  $\langle \sigma \rangle^{\frac{1+\beta}{\beta}}$  term above goes to zero more rapidly than the other terms. Thus in the vicinity of the critical point the  $\lambda_{k,r}$  simply becomes amplitude ratio as given in the following

$$\lambda_{k,r} \simeq \frac{\langle \sigma_{j_1} \sigma_{j_2} \dots \sigma_{j_k} \rangle}{\langle \sigma \rangle}.$$

Once  $\lambda_{k,r}$ 's terms have been calculated over odd-spin correlation and spontaneous magnetization at the critical point  $K_c$ , then it would be quite straightforward to derive an analytic relation similar to the performed in this paper.

Considering the fact that the spontaneous magnetization expression of the FCC lattice Ising model is a long standing open problem, we would like to emphasize that the relation we have obtained here is quite relevant and remarkable regardless of whether it requires a better approximation at the stage of its derivation.

**Data Availability:** The datasets generated during and/or analysed during the current study are available from the author on reasonable request.

**Funding:** No funding was received to assist with the preparation of this manuscript.

- 
- [1] H. Stanley, *Introduction to Phase Transitions and Critical Phenomena*, International series of monographs on physics (Oxford University Press, New York, 1971).
  - [2] E. Ising, Z. Phys. **31**, 253 (1925).
  - [3] J. Smits, H. T. C. Stoof, and P. van der Straten, Phys. Rev. A **104**, 023318 (2021).
  - [4] L. Onsager, Phys. Rev. **65**, 117 (1944).
  - [5] C. N. Yang, Phys. Rev. **85**, 808 (1952).
  - [6] R. J. Baxter, J. Stat. Phys. **149**, 1164 (2012).
  - [7] R. Houtappel, Physica **16**, 425 (1950).
  - [8] K. Husimi and I. Syôzi, Prog. Theor. Phys. **5**, 177 (1950).
  - [9] I. Syozi, Prog. Theor. Phys. **5**, 341 (1950).
  - [10] G. F. Newell, Phys. Rev. **79**, 876 (1950).
  - [11] H. Temperley, Proc. R. Soc. Lond. A Math. Phys. Sci. **202**, 202 (1950).
  - [12] G. H. Wannier, Phys. Rev. **79**, 357 (1950).
  - [13] R. B. Potts, Proc. Phys. Soc. A **68**, 145 (1955).
  - [14] S. Naya, Prog. Theor. Phys. **11**, 53 (1954).
  - [15] R. B. Potts, Phys. Rev. **88**, 352 (1952).
  - [16] K. Y. Lin and W. J. Ma, J. Phys. A Math. Gen. **16**, 3895 (1983).
  - [17] Z.-D. Zhang, Phil. Mag. **87**, 5309 (2007).
  - [18] F. Wu, B. McCoy, M. Fisher, and L. Chayes, Phil. Mag. **88**, 3093 (2008).
  - [19] J. H. Perk, Phil. Mag. **89**, 761 (2009).
  - [20] Z. Zhang, Phil. Mag. **89**, 765 (2009).
  - [21] Z.-D. Zhang, Chin. Phys. B **22**, 030513 (2013).
  - [22] J. H. H. Perk, Chin. Phys. B **22**, 080508 (2013).
  - [23] D. Zhang, Symmetry **13**, 1837 (2021).

- [24] J. H. H. Perk, Comment on “exact solution for three-dimensional Ising model” by Degang Zhang (2022), preprint at <https://doi.org/10.48550/arXiv.2202.03136>.
- [25] C. Domb, *Adv. Phys.* **9**, 245 (1960).
- [26] K. G. Wilson, *Phys. Rev. B* **4**, 3174 (1971).
- [27] K. G. Wilson, *Phys. Rev. B* **4**, 3184 (1971).
- [28] K. G. Wilson, *Rev. Mod. Phys.* **55**, 583 (1983).
- [29] N. Goldenfeld, *Lectures on phase transitions and the renormalization group* (CRC Press, Boca Raton, 1992).
- [30] P. Butera and M. Comi, *Phys. Rev. B* **65**, 144431 (2002).
- [31] Z. Salman and J. Adler, *Int. J. Mod. Phys. C* **9**, 195 (1998).
- [32] F. Jasch and H. Kleinert, *J. Math. Phys.* **42**, 52 (2001).
- [33] S. El-Showk, M. F. Paulos, D. Poland, S. Rychkov, D. Simmons-Duffin, and A. Vichi, *Phys. Rev. D* **86**, 025022 (2012).
- [34] S. El-Showk, M. F. Paulos, D. Poland, S. Rychkov, D. Simmons-Duffin, and A. Vichi, *J. Stat. Phys.* **157**, 869 (2014).
- [35] D. P. Landau and K. Binder, *A Guide to Monte Carlo Simulations in Statistical Physics*, 4th ed. (Cambridge University Press, Cambridge, 2014).
- [36] N. Metropolis, A. W. Rosenbluth, M. N. Rosenbluth, A. H. Teller, and E. Teller, *J. Chem. Phys.* **21**, 1087 (1953).
- [37] R. H. Swendsen and J.-S. Wang, *Phys. Rev. Lett.* **58**, 86 (1987).
- [38] U. Wolff, *Phys. Rev. Lett.* **62**, 361 (1989).
- [39] M. Hasenbusch, *Int. J. Mod. Phys. C* **12**, 911 (2001).
- [40] H. W. J. Blöte, J. R. Heringa, A. Hoogland, E. W. Meyer, and T. S. Smit, *Phys. Rev. Lett.* **76**, 2613 (1996).
- [41] R. Gupta and P. Tamayo, *Int. J. Mod. Phys. C* **07**, 305 (1996).
- [42] Y. Murase and N. Ito, *J. Phys. Soc. Japan* **77**, 014002 (2007).
- [43] P. H. Lundow, K. Markström, and A. Rosengren, *Phil. Mag.* **89**, 2009 (2009).
- [44] U. Yu, *Phys. A: Stat. Mech. Appl.* **419**, 75 (2015).
- [45] A. M. Ferrenberg, J. Xu, and D. P. Landau, *Phys. Rev. E* **97**, 043301 (2018).
- [46] L. Wang, *Phys. Rev. B* **94**, 195105 (2016).
- [47] G. Torlai and R. G. Melko, *Phys. Rev. B* **94**, 165134 (2016).
- [48] J. Carrasquilla and R. G. Melko, *Nat. Phys.* **13**, 431 (2017).
- [49] W. Hu, R. R. P. Singh, and R. T. Scalettar, *Phys. Rev. E* **95**, 062122 (2017).
- [50] J.-H. Chung and Y.-J. Kao, *Phys. Rev. Res.* **3**, 023230 (2021).
- [51] G. Carleo, I. Cirac, K. Cranmer, L. Daudet, M. Schuld, N. Tishby, L. Vogt-Maranto, and L. Zdeborová, *Rev. Mod. Phys.* **91**, 045002 (2019).
- [52] C.-K. Hu, *Chin. J. Phys.* **52**, 1 (2014).
- [53] J. Strečka and M. Jaščur, *Acta Phys. Slovaca* **65**, 235 (2015), arXiv:1511.03031 [cond-mat].
- [54] B. McCoy, *Advanced Statistical Mechanics*, International series of monographs on physics (Oxford University Press, New York, 2009).
- [55] M. Kardar, *Statistical Physics of Fields* (Cambridge University Press, Cambridge, 2007).
- [56] B. M. McCoy and T. T. Wu, *The two-dimensional Ising Model* (Courier Corporation, New York, 2014).
- [57] R. J. Baxter, *Exactly Solved Models in Statistical Mechanics* (Academic Press, London, 1982).
- [58] A. Pelissetto and E. Vicari, *Phys. Rep.* **368**, 549 (2002).
- [59] H. A. Kramers and G. H. Wannier, *Phys. Rev.* **60**, 252 (1941).
- [60] M. E. Fisher, *Phys. Rev.* **113**, 969 (1959).
- [61] B. Kaufman, *Phys. Rev.* **76**, 1232 (1949).
- [62] B. Kaufman and L. Onsager, *Phys. Rev.* **76**, 1244 (1949).
- [63] J. Perk, *Phys. Lett. A* **79**, 3 (1980).
- [64] H. Callen, *Phys. Lett.* **4**, 161 (1963).
- [65] C. N. Yang, *Int. J. Mod. Phys. B* **02**, 1325 (1988).
- [66] M. Kac and J. C. Ward, *Phys. Rev.* **88**, 1332 (1952).
- [67] C. A. Hurst and H. S. Green, *J. Chem. Phys.* **33**, 1059 (1960).
- [68] E. W. Montroll, R. B. Potts, and J. C. Ward, *J. Math. Phys.* **4**, 308 (1963).
- [69] S. Bornholdt and F. Wagner, *Phys. A: Stat. Mech. Appl.* **316**, 453 (2002).
- [70] D. Sornette and W.-X. Zhou, *Phys. A: Stat. Mech. Appl.* **370**, 704 (2006).
- [71] D. Stauffer, *Am. J. Phys.* **76**, 470 (2008).
- [72] M. Weber and J. Buceta, *J. R. Soc. Interface* **13**, 20151092 (2016).
- [73] H. Matsuda, *Prog. Theor. Phys.* **66**, 1078 (1981).
- [74] C. Castellano, S. Fortunato, and V. Loreto, *Rev. Mod. Phys.* **81**, 591 (2009).
- [75] E. Schneidman, M. J. Berry, R. Segev, and W. Bialek, *Nature* **440**, 1007 (2006).
- [76] D. J. Amit, *Modeling Brain Function: The World of Attractor Neural Networks* (Cambridge University Press, Cambridge, 1989).
- [77] A. Decelle and C. Furtlehner, *Chin. Phys. B* **30**, 040202 (2021).
- [78] A. Engel and C. Van den Broeck, *Statistical Mechanics of Learning* (Cambridge University Press, Cambridge, 2001).
- [79] T. Kaya, *Chin. J. Phys.* **77**, 2676 (2022).
- [80] T. Kaya, Analytic average magnetization expression for the body centered cubic Ising lattice (2022), preprint at <https://doi.org/10.48550/arXiv.2205.07132>.
- [81] T. Kaya, *Chin. J. Phys.* **77**, 747 (2022).



- [82] M. Suzuki, Phys. Lett. **19**, 267 (1965).
- [83] M. Suzuki, Int. J. Mod. Phys. B **16**, 1749 (2002).
- [84] R. Baxter, J. Phys. A Math. Gen. **8**, 1797 (1975).
- [85] J. Barry, C. Múnera, and T. Tanaka, Phys. A: Stat. Mech. Appl. **113**, 367 (1982).
- [86] I. G. Enting, J. Phys. A Math. Gen. **10**, 1737 (1977).
- [87] M. N. Barber, J. Phys. A Math. Gen. **9**, L171 (1976).
- [88] D. W. Wood and H. P. Griffiths, J. Phys. A Math. Gen. **9**, 407 (1976).
- [89] G. B. Taggart, J. Appl. Phys. **53**, 1907 (1982).
- [90] R. J. Baxter and T. C. Choy, Proc. R. Soc. Lond. A Math. Phys. Sci. **423**, 279 (1989).
- [91] T. Kaya, Chin. J. Phys. **66**, 415 (2020).
- [92] K. Y. Lin, J. Stat. Phys. **56**, 631 (1989).
- [93] K. Y. Lin and B. H. Chen, Int. J. Mod. Phys. B **04**, 123 (1990).
- [94] A. L. Talapov and H. W. J. Blöte, J. Phys. A Math. Gen. **29**, 5727 (1996).
- [95] K. Binder and E. Luijten, Phys. Rep. **344**, 179 (2001).