

Improving the quantification of overshooting shock-capturing oscillations

Fan Zhang

Centre for mathematical Plasma-Astrophysics, Department of Mathematics, KU Leuven, Leuven 3001, Belgium
 Institute of Theoretical Astrophysics, University of Oslo, PO Box 1029 Blindern, 0315 Oslo, Norway
 Rosseland Centre for Solar Physics, University of Oslo, PO Box 1029 Blindern, 0315 Oslo, Norway
 E-mail: fan.zhang@astro.uio.no

Abstract: An approach for quantitatively evaluating overshooting oscillations is designed to characterize the performance of shock-capturing schemes. Specifically, following our previous work focused on cases with only discontinuities, now we account for the concurrent presences of discontinuities and smooth waves, each with a complete set of supported modes on a given discretization. The linear advection equation is taken as the model equation, and a standardized measurement is given for overshooting oscillations produced by shock-capturing schemes. Thereby, we can quantitatively reveal the shock-capturing robustness of, for example, weighted essentially non-oscillatory schemes, by comparing and analyzing the resulting overshoots. In particular, we are able to find out the ranges of wavenumbers in which the numerical schemes are especially prone to produce overshooting oscillations. While lower dissipation is usually anticipated for high-order schemes, we provide a simple measurement for evaluating the shock-capturing robustness, which was not trivial due to the nonlinearity of shock-capturing computations.

Keywords: Shock-capturing; overshooting oscillation; quantitative measurement; high-order scheme; finite-difference method.

1 Introduction

Realistic compressible flows studied in (aero)space and astrophysical research frequently involve interactions between different types of flow features such as vortices, shock waves, etc. [1, 2, 3, 4]. Therefore, the capability of resolving multi-scale smooth structures and meanwhile capturing shock waves is usually desired for modeling complex flows. However, while trying to achieve high-order numerical accuracy and low numerical dissipation for shock-capturing schemes, it is challenging to retain robustness at the same time. Frequently, either the high-order accurate methods would be used for less challenging scenarios [5, 6], or numerical oscillations need to be removed by relatively diffusive mechanisms [7, 8] that could deteriorate the accuracy and resolution in certain scenarios [9].

The difficulty of balancing robustness and accuracy results from, at least partly, lacking comprehensive quantitative evaluation approaches for overshooting shock-capturing oscillations that may have computations terminated by causing negative values in scalar variables, or may potentially contaminate numerical results [10, 6]. Without a quantitative evaluation for examining the robustness of a shock-capturing scheme, typically one may perform a variety of numerical simulations

involving discontinuities [11], and the failure or success of a simulation is considered as an indicator of shock-capturing robustness. However, the failure or success of a simulation does not answer in what specific situation a numerical scheme may fail, or may not. Moreover, it is difficult, if not impossible, to compare the overshooting errors caused by different numerical schemes in complex simulations, where exact solutions are certainly absent. As a result, while accuracy and resolution can be evaluated qualitatively and even quantitatively, it is difficult to predict or judge how (much) robustness may be improved or deteriorated after having a different process implemented in simulations.

Therefore, starting from the next section, we introduce a novel quantitative evaluation process for the shock-capturing overshooting oscillations. We further characterize the interactions between *multiple* discontinuities and also *multiple* smooth waves that have different amplitudes, while previously only a single discontinuity interacting with smooth waves [9] or multiple discontinuities interaction [12] was investigated. The new setup can recover in principle all the wave-interaction scenarios that are resolvable on a given discretization, which means that robustness may be evaluated thoroughly in all the possible scenarios. A simple scalar linear advection equation

is taken as the governing equation, by which we are able to clearly measure overshooting shock-capturing oscillations of high-order numerical schemes, while excluding other factors, e.g., choices over component-wise and characteristic-wise reconstructions [13]. Moreover, it is necessary for shock-capturing schemes to be reliable first in relatively simpler cases, including the linear equation discussed here, before facing more complicated challenges. Of course, more complicated equations can be discussed by having similar initial conditions imposed, but this work intends to provide a simple example for the primary idea, and thus more complicated cases are omitted here for simplicity.

The remainder of this paper is organized as follows. In the next section, our numerical procedure and its rationale are introduced. In section 3, numerical test cases involving several well-known shock-capturing schemes are provided to explain the usage of the present approach, and some numerical behaviors are revealed. Finally, concluding remarks are given in the last section.

2 The numerical setup

To quantitatively evaluate the overshooting oscillations of numerical solutions, we first define the "overshooting oscillation" or "overshooting error". For any given one-dimensional numerical solution $\hat{u}(x, t)$ of the corresponding exact solution $u(x, t)$ at a given time t , the numerical error at each spatial grid point x_i can be calculated as

$$u_\epsilon(x_i, t) = \hat{u}(x_i, t) - u(x_i, t). \quad (1)$$

However, using this formula indicates that both amplification and attenuation are considered, but here we only discuss amplification of numerical solutions, as attenuation typically does not cause but reduces numerical oscillations. Therefore, we redefine the overshooting oscillatory error as

$$u_\epsilon(t) = \max_{0 \leq i \leq N} \left(|\hat{u}(x_i, t)| - |u(x_i, t)|, 0 \right), \quad (2)$$

where $N + 1$ is the number of grid points used in numerical tests. Using this formula indicates that diffusive effects that reduce the amplitudes of waves are not considered in the following discussion. Moreover, here only the maximum error on the given discretization is discussed, as smaller numerical oscillations may be easily smoothed out by numerical dissipation in realistic simulations and thus do not necessarily damage robustness.

As briefly mentioned in the Introduction, we consider an initial-boundary value problem (IBVP) of one-dimensional wave propagation in an unbounded domain, governed by the one-dimensional scalar linear advection equation

$$\frac{\partial u}{\partial t} + \frac{\partial u}{\partial x} = 0, \quad -\infty < x < +\infty. \quad (3)$$

Here, as the equation is linear and has a constant advection speed 1, we have removed potential nonlinear effects that could be caused by nonlinear governing equations. In other words, any nonlinear behavior in the numerical tests below appears only because of nonlinear numerical schemes imposed on nonlinear initial solutions. Certainly, nonlinear equations can be discussed as well, but we can already find interesting information based on the current choice.

To mimic idealized discontinuity/smooth-wave interactions based on the governing equation, each numerical test is initialized by a monochromatic square wave and a monochromatic smooth sine wave superposing each other, while each wave is characterized by a given wavenumber. The initial solutions are described by

$$u(x, 0) = \text{sign}[\cos(\omega_{\text{sq}} x)] + A \cos(\omega_{\text{sm}} x), \quad (4)$$

where two wavenumbers are related to wavelengths by $\omega_{\text{sq}} = 2\pi/\lambda_{\text{sq}}$, and $\omega_{\text{sm}} = 2\pi/\lambda_{\text{sm}}$, respectively. Then the first term (with subscript "sq") on the right-hand side of Eq.(4) describes **s**quare waves, which mimic discontinuities. The coefficient A is introduced to model the relative difference between the amplitudes of **s**mooth waves (described by the second term on the right-hand side of Eq.(4), with subscript "sm") and discontinuities. This parameter is introduced because weak discontinuities, which may have similar amplitudes as the smooth waves, are difficult to numerically distinguish and may still cause numerical oscillations. Here, the exact solutions of this linear IBVP are given by $u(x, t) = u(x - t, 0)$, as the constant characteristic speed is 1.

The spatial discretization of Eq.(3) is performed on a uniform grid, while the coordinate of the i -th grid point of total $N + 1$ grid points is $x_i = i\Delta x$. Periodic boundary conditions are given at the left ($x = 0$) and right ($x = L$) boundaries to model the unbounded domain. Numerical tests below have $L = 1$, while N is given as 500 to provide (more than) sufficient information. The supported modes of square waves and sine waves on the given grid are represented by

$$\lambda_{\text{sq},m} = L/m, \quad \text{and} \quad \lambda_{\text{sm},n} = L/n, \quad (5)$$

respectively, where $m, n = 1, \dots, N/2$. The corresponding reduced wavenumbers are defined as $\varphi_{\text{sq},m} = (2\pi/\lambda_{\text{sq},m})\Delta x$, and $\varphi_{\text{sm},n} = (2\pi/\lambda_{\text{sm},n})\Delta x$, respectively. Then the reduced wavenumbers lie continuously in $[0, \pi]$ for the rest of the analysis. By including all the supported wave modes, we are able to recover all the possible one-dimensional smooth wave-discontinuity interaction scenarios, providing a complete examination of nonlinear shock-capturing schemes, which may produce numerical oscillations in the vicinity of discontinuities. In particular, overshooting oscillations may be found for certain wavenumbers, thus providing information for understanding the robustness of corresponding schemes. Whereas, in conventional

numerical tests [11], wave structures are typically captured on a few selected meshes, which means that only a limited set of reduced wavenumbers is included while examining important flow features. Consequently, the robustness of one or a few simulations does not guarantee the same level of robustness in other test cases.

We use the third-order strongly stable Runge-Kutta method [14] for temporal solutions. Changing the temporal solution scheme may also affect the numerical oscillations, but we focus on the relative differences between different spatial approximations done by shock-capturing schemes mentioned in the next section. If different temporal solution schemes are of interest, they can also be compared based on the present approach. Furthermore, it is shown that numerical diffusivity in long-time simulations may inevitably smooth out all the discontinuities and smooth waves, even when using high-resolution schemes [15]. Also, in long-time simulations, numerical oscillations may propagate and thus it is difficult to locate the origins of the oscillations. Therefore, to minimize the inherent diffusive effect of shock-capturing schemes, numerical computations are performed for only one fixed time step Δt , which is given based on $\text{CFL} = 0.6$. Changing the time step may cause different overshooting oscillations [12], but here it is not further discussed for simplicity. However, it is worth noting that while around $\text{CFL}=0.6$, both the fifth-order WENO-JS scheme and fifth-order WENO-Z scheme show relatively low overshooting oscillations [12], even compared with some results produced with smaller CFL numbers. Although for the seventh-order WENO schemes, the behavior is not exactly the same [12], the same CFL number is still used for a more consistent comparison. Of course, the CFL number can be easily changed, but the essential idea of the present study, which is about the quantification of overshooting oscillations, is still valid. Finally, the behaviors of $u_\epsilon(t)$ with respect to ω_{sq} , ω_{sm} , and A are discussed below.

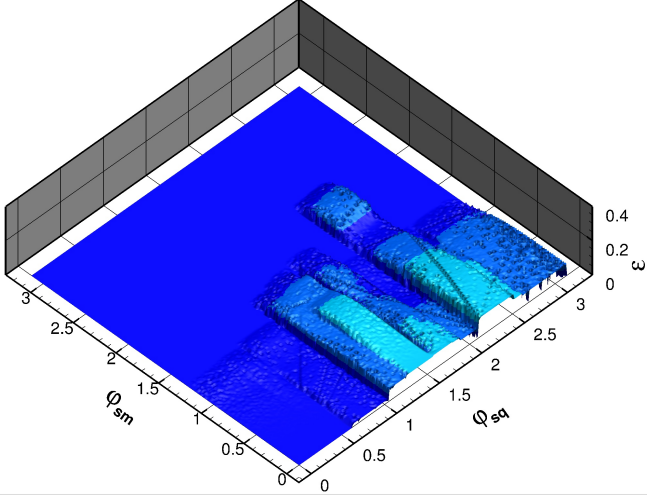
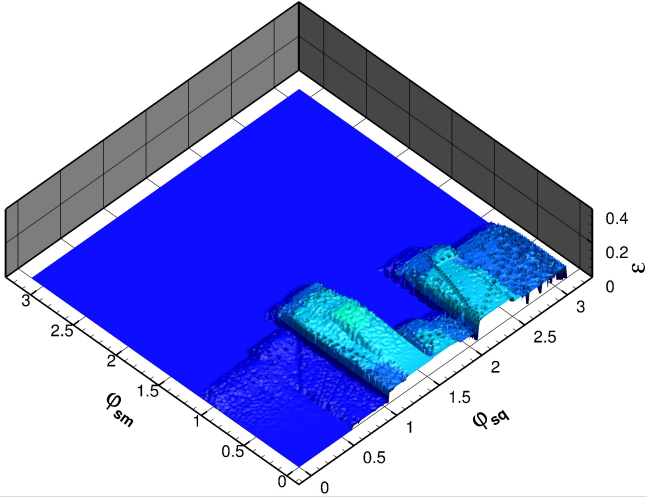
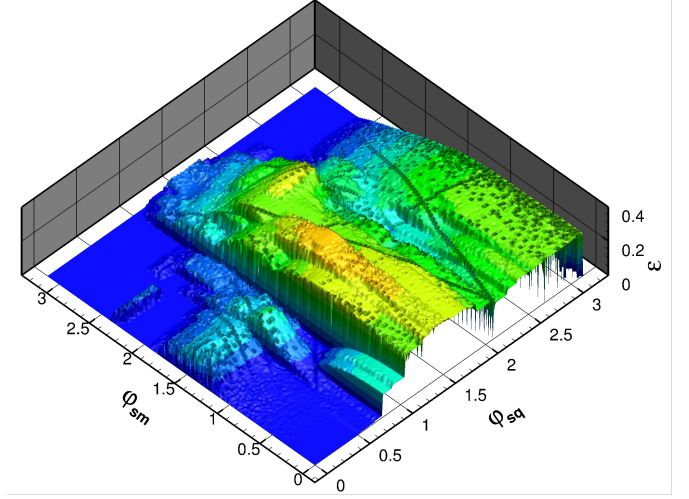
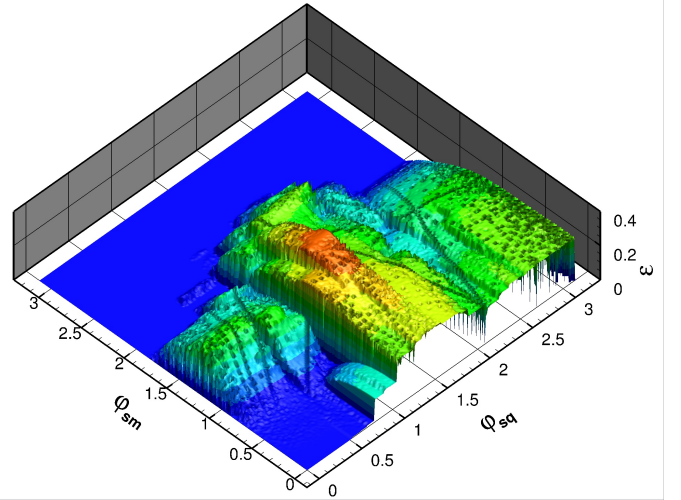
3 Numerical examples and discussions

In this work, the previous IBVP is solved by a series of selected representative shock-capturing schemes, of which the details are not discussed here. The schemes selected here include the total variation diminishing (TVD) schemes [16, 17], which are known for their robustness, essentially non-oscillatory (ENO) schemes [13, 18], (monotonicity preserving) weighted essentially non-oscillatory ((MP)WENO) schemes [19, 20, 7, 21], which are commonly used in numerous applications, and WENO-CU6 scheme [22], which is a central-upwind scheme that includes a six-point candidate stencil, in addition to the typical three-point sub-stencils. With the given numerical setup, TVD schemes and the third-order ENO scheme (ENO3) do not produce overshooting oscillations, and the oscillations produced by the fifth and seventh-order

MPWENO schemes are significantly smaller than those of the fifth-order WENO-JS scheme [20]. Therefore, corresponding (almost) oscillation-free results are not further discussed. Note that when the CFL number becomes larger (>0.8), some of these relatively robust schemes (e.g., the TVD-superbee scheme [17]) might produce weak overshooting oscillations [12], but their overall robustness is still obvious. Moreover, although it is already known that some shock-capturing schemes are more robust for challenging test cases [7, 9], below the differences between different shock-capturing schemes and the scenarios that cause overshooting oscillations are quantitatively and also more comprehensively shown, thus with more insights provided.

Firstly, the results of the commonly used fifth-order WENO-JS scheme (WENO-JS5) are shown in Fig. 1. The WENO-JS5 scheme produces much smaller overshoots than other fifth-order (W)ENO-type schemes (except MPWENO schemes that have an extra limiting procedure), which explains its robustness in complex compressible flow modeling [23, 24]. However, relatively minor overshoots are still produced if the discontinuities are close. In particular, when A is larger, the overshooting oscillations increase when the wavenumbers lie in a certain range (which also means that the overshooting oscillations can be stronger without needing to have stronger discontinuities). For instance, if $\varphi_{\text{sq}} \in (1.2, 1.5)$ and $\varphi_{\text{sm}} \in (0.7, 1.0)$ (approximately), the overshooting oscillations are stronger. Note that within the range of $\varphi_{\text{sq}} \in (1.2, 1.5)$, smooth waves can usually be well resolved by upwind finite-difference schemes. However, if discontinuities exist and are closely located, even the robust WENO-JS5 scheme may produce overshooting oscillations. Of course, this behavior is, to some extent, inevitable for high-order schemes as the sub-stencils for spatial reconstructions may cross at least one discontinuity when discontinuities are closely located, but note that TVD schemes, ENO3 scheme, and MPWENO schemes are free from this issue (but more diffusive). Therefore, this behavior suggests that attention to closely located multiple discontinuities is needed, and the robustness of high-order schemes cannot be evaluated simply based on a few numerical cases that may not fully reproduce the oscillation-prone scenarios.

Then, the WENO-JS7 scheme, which uses wider (four-point) sub-stencils, produces more significant numerical overshoots, as shown in Fig.2. Moreover, with $\varphi_{\text{sq}} \in (0.8, 1.0)$, the WENO-JS5 scheme does not cause significant overshooting oscillations, but the WENO-JS7 scheme already produces overshooting oscillations that are even larger than the maximum overshoot of the WENO-JS5 scheme. An important reason causing this phenomenon is that the four-point sub-stencil may at least cross one discontinuity with $\varphi_{\text{sq}} \in (0.8, 1.0)$, while the three-point sub-stencils used by the WENO-JS5 scheme could tolerate more closely located discontinuities without crossing them. This behavior suggests that, for instance, the incremental-stencil reconstruction [25] may be useful for WENO-

(a) $A=0.4$ (b) $A=0.8$ **Figure 1** Overshooting errors of the WENO-JS5 scheme.(a) $A=0.4$ (b) $A=0.8$ **Figure 2** Overshooting errors of the WENO-JS7 scheme.

type schemes, as in that case, at least one smaller but smooth sub-stencil is always available even if discontinuities are closely located. However, a detailed discussion is beyond the scope of this work, as the corresponding nonlinear weighting process also needs to be carefully investigated. Another interesting behavior of the WENO-JS7 scheme is that, while $\varphi_{sm} \in (1.0, 1.7)$, crossing a single discontinuity (when φ_{sq} is small) still leads to significant overshooting oscillations, especially when A is large. We believe this behavior appears because WENO schemes do not completely discard the oscillatory stencils. In this scenario, the numerically evaluated smoothness of each sub-stencil may be similar, and thus the oscillatory sub-stencil is not sufficiently excluded from the final reconstruction.

Then the results of the WENO-Z5 scheme are shown in Fig.3. The numerical overshooting oscillations are clearly more significant than those of the WENO-JS5 scheme, which is also fifth-order accurate and has the same sub-stencils. This is not surprising,

because, for the WENO-Z5 scheme, non-smooth sub-stencils contribute more to the spatial reconstruction. It is well-known and easy to verify that the WENO-Z scheme is able to keep the designed accuracy even at (high-order) smooth critical points [26], but the difference between the robustness of the WENO-JS scheme and the WENO-Z scheme was difficult to quantitatively evaluate, via the conventional approach of using a series of classic test cases [11]. Here, we can see that for shock-capturing simulations the WENO-JS5 scheme is more robust because its maximum numerical overshooting oscillation is around half of that of the WENO-Z5 scheme. Moreover, the WENO-Z5 scheme also produces overshooting oscillations in wider ranges of wavenumbers. Of course, as mentioned above, it is challenging to retain robustness while accuracy and/or resolution are (significantly) improved, but with a quantitative measurement like the present one, we may be able to evaluate the performance more thoroughly and improve the performance more adequately. Based on the present result, it may be important to further improve the nonlinear weighting or impose an extra adaptation procedure, to be able to more effectively detect discontinuities and use more adequate reconstruction schemes respectively in smooth region and near discontinuities.

Furthermore, as shown in Fig.4, the numerical overshooting oscillations of the WENO-Z7 scheme are stronger than those of the WENO-Z5 scheme. In comparison with the WENO-JS7 scheme, the WENO-Z7 scheme also produces stronger oscillations. However, the difference between these two seventh-order schemes is less significant than the difference between two fifth-order schemes. Moreover, the oscillations show a significant nonlinear correlation with A in the wavenumber ranges of $\varphi_{sm} \approx 1.5$ and $\varphi_{sq} < 0.7$ (figures for more A values are not shown here). This behavior again suggests that the overshooting oscillations cannot be overlooked even if the shock waves are relatively weak (compared to the smooth waves). It is also worth noting that, in the same range of wavenumbers, where the discontinuities are sufficiently separated (meaning that at least one of the sub-stencils is not crossing any discontinuity), the seventh-order schemes are still more prone to cause overshooting oscillations than the fifth-order schemes. Therefore, this issue may need to be addressed while improving the seventh-order schemes.

The last scheme being tested is the WENO-CU6 scheme [22], which is sixth-order accurate for the linear advection problem [27]. The overall behavior of the overshooting oscillations of the WENO-CU6 scheme is similar to those of the WENO-JS and WENO-Z schemes, although the WENO-CU6 scheme uses a different way to construct its (sub-)stencil(s). However, when A is relatively small and discontinuities are sufficiently far away from each other (i.e., having small φ_{sq}), the WENO-CU6 scheme may produce relatively weak but noticeable overshooting oscillations when the wavenumbers of smooth waves are high. This behavior

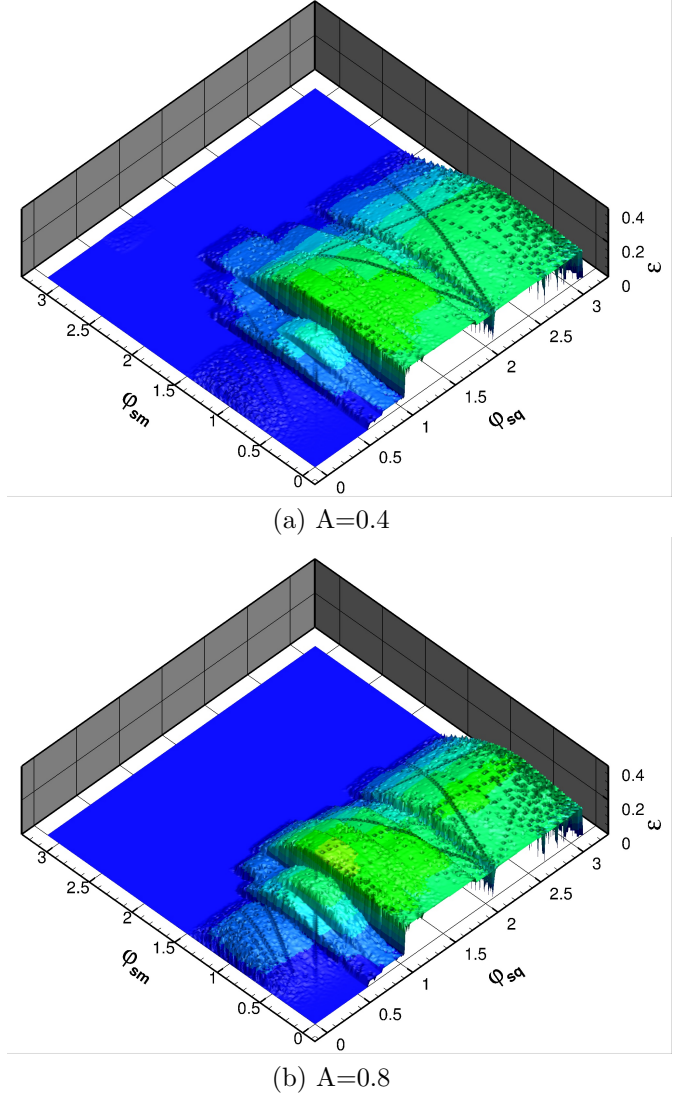
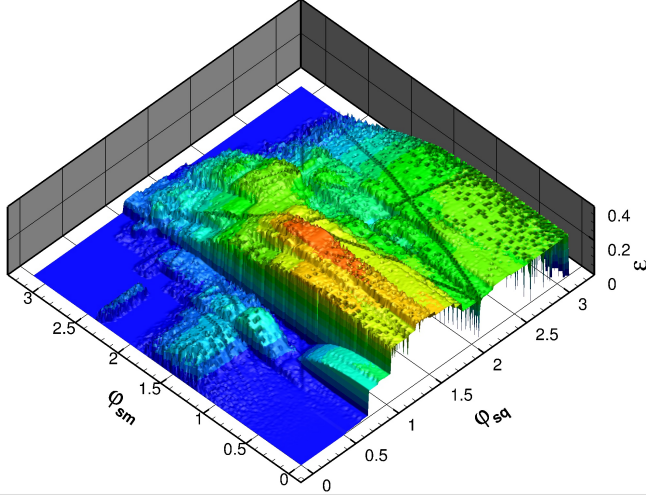
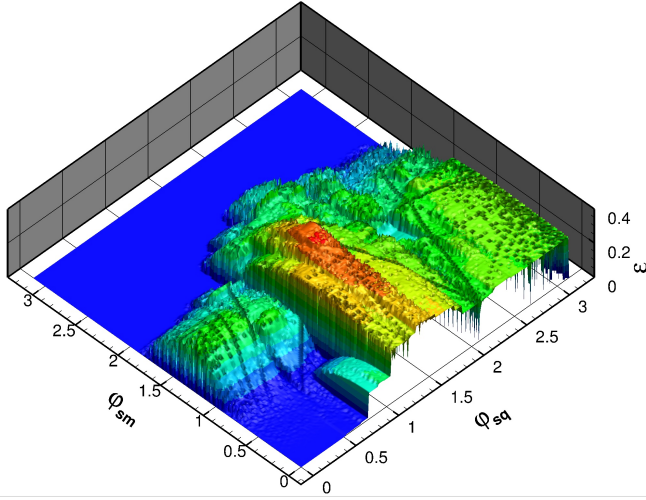
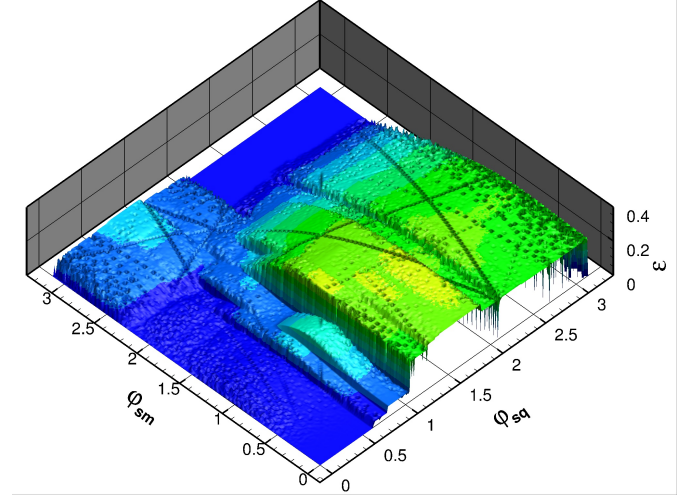
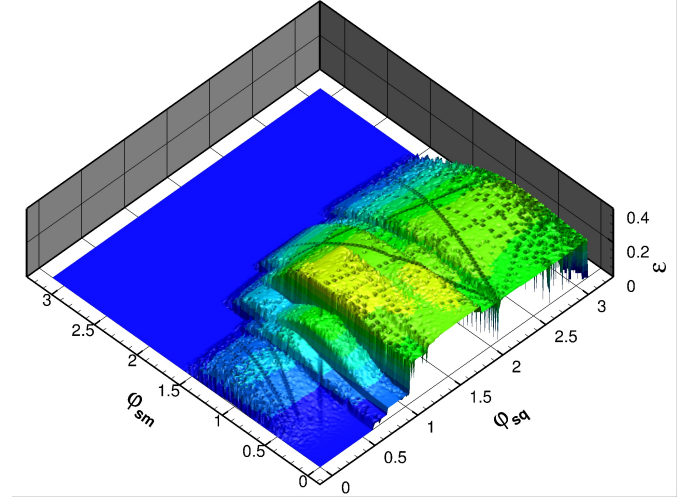
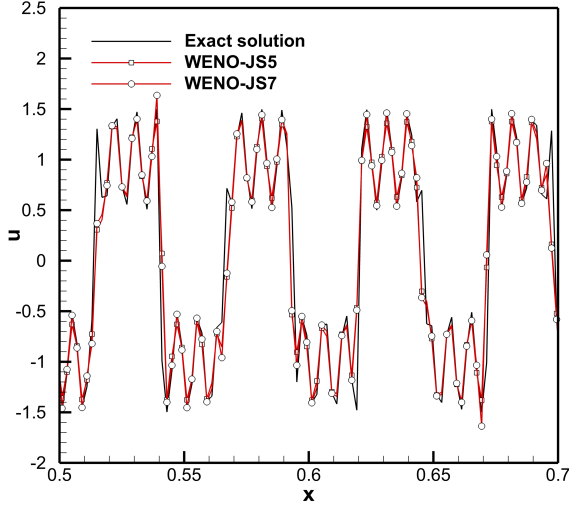


Figure 3 Overshooting errors of the WENO-Z5 scheme.

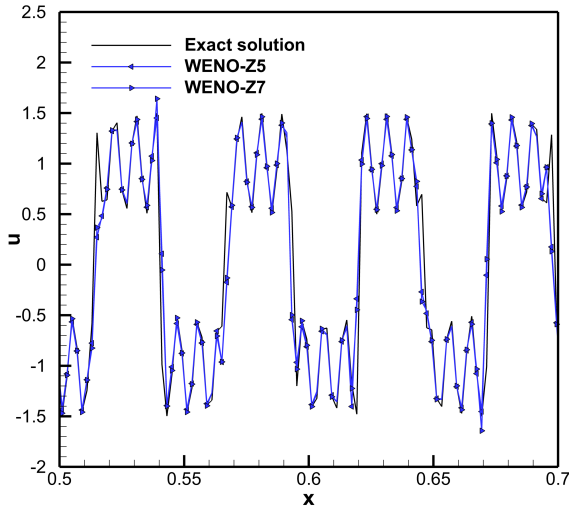
(a) $A=0.4$ (b) $A=0.8$ **Figure 4** Overshooting errors of the WENO-Z7 scheme.(a) $A=0.4$ (b) $A=0.8$ **Figure 5** Overshooting errors of the WENO-CU6 scheme.

Finally, to provide a different perspective for the present results, some spatial solution distributions are shown in Fig. 6. In these results, the distance between discontinuities is large enough to ensure that at least one of the sub-stencils of WENO-type schemes does not cross any discontinuity. The significant overshooting oscillations of the WENO-JS7 and WENO-Z7 schemes are found in the vicinity of discontinuities. Note that if the wavenumber of the smooth wave further reduces to $\varphi_{sm} < 1$, the overshooting oscillations of the fifth-order schemes may increase, but the overshooting oscillations of the seventh-order schemes may decrease, as shown in previous figures. These behaviors suggest that for an isolated shock interacting with (relatively)

lower frequency smooth waves, a higher-order scheme (WENO-Z7 vs. WENO-Z5) could be (slightly) more robust than a lower-order scheme, which is contradictory to the general assumption. Of course, a (relatively) lower-order accurate scheme is still more reliable in most of the scenarios, but this example again shows that the present measurement can more systematically and quantitatively evaluate the robustness of different shock-capturing schemes.



(a) WENO-JS



(b) WENO-Z

Figure 6 Local solution distributions for $\varphi_{sq}=0.24$ and $\varphi_{sm}=1.50$.

nonlinear numerical schemes. Based on the obtained numerical tests, several direct observations can be given: (I) the amplitudes of overshooting oscillations significantly depend on the reduced wavenumbers of smooth waves and square waves, while high-wavenumber square waves represent closely located discontinuities; (II) high-resolution-low-dissipation schemes produce stronger oscillations, in comparison with their lower-order-accurate counterparts; and (III) the MPWENO5 scheme is the only high-order scheme that provides (almost) overshoot-free results in most of the scenarios. As these observations are mostly expected according to general numerical experience, we provide quantitative information, which was not fully available before.

More importantly, to evaluate the robustness of shock-capturing schemes, we no longer (only) rely on the typical qualitative comparison of numerical tests in a case-by-case manner. Note that in a complex and more realistic simulation, it is difficult to observe the origins and magnitudes of numerical oscillations. Whereas, the present procedure can systematically and quantitatively show the overshooting oscillations and their dependencies on wavenumber, wave amplitude, and the distance between discontinuities. In particular, the present approach involves a complete set of wave modes supported by the given discretization, thus recovering complete wave-interaction scenarios that may exist in realistic simulations, while using a limited number of numerical test cases (shock tube problems, 2D Riemann problems, etc.) may overlook certain scenarios. In fact, as shown in the last section, having the complete sets of wave modes allows us to observe some delicate variations that were difficult to observe in conventional numerical tests.

Like our previous work [12], the present approach can also be used for evaluating available and newly developing shock-capturing schemes, as shown in Ref. [28], providing a new perspective to understand the performance (particularly, the robustness) of sophisticated nonlinear schemes. The finding can also be useful for designing new shock-capturing schemes. For instance, when the discontinuities are getting close, having smaller sub-stencil(s) in the shock-capturing schemes may be beneficial to delay the appearing of overshooting oscillations, as the small sub-stencil(s) may be able to avoid crossing any discontinuity. Of course, as already discussed above, designing a new shock-capturing scheme needs to consider both robustness and accuracy. The present approach provides a new tool for evaluating the robustness (only), which was a weakness in achieving a comprehensive analysis of numerical schemes.

4 Conclusions

We have designed a simple approach to evaluate overshooting shock-capturing oscillations produced by

Data Availability Statement

The data that support the findings of this study is available from the author upon reasonable request.

Acknowledgments

The author thanks Huaibao Zhang, Chunguang Xu, and Guangxue Wang, for valuable discussion and support.

References

- [1] D. Drikakis, Advances in turbulent flow computations using high-resolution methods, *Progress in Aerospace Sciences* 39 (6-7) (2003) 405–424. doi:10.1016/s0376-0421(03)00075-7.
- [2] S. Wedemeyer, B. Freytag, M. Steffen, H.-G. Ludwig, H. Holweger, Numerical simulation of the three-dimensional structure and dynamics of the non-magnetic solar chromosphere, *Astronomy & Astrophysics* 414 (3) (2004) 1121–1137. doi:10.1051/0004-6361:20031682.
- [3] D. Knight, J. Longo, D. Drikakis, D. Gaitonde, A. Lani, I. Nompelis, B. Reimann, L. Walpot, Assessment of CFD capability for prediction of hypersonic shock interactions, *Progress in Aerospace Sciences* 48-49 (2012) 8–26. doi:10.1016/j.paerosci.2011.10.001.
- [4] Y. Jiang, M.-L. Mao, X.-G. Deng, H.-Y. Liu, Numerical investigation on body-wake flow interaction over rod-airfoil configuration, *Journal of Fluid Mechanics* 779 (2015) 1–35. doi:10.1017/jfm.2015.419.
- [5] H. Zhang, F. Zhang, C. Xu, Towards optimal high-order compact schemes for simulating compressible flows, *Applied Mathematics and Computation* 355 (2019) 221–237. doi:10.1016/j.amc.2019.03.001.
- [6] C. Xu, F. Zhang, H. Dong, H. Jiang, Arbitrary high-order extended essentially non-oscillatory schemes for hyperbolic conservation laws, *International Journal for Numerical Methods in Fluids* 93 (7) (2021) 2136–2154. doi:10.1002/fld.4968.
- [7] D. S. Balsara, C.-W. Shu, Monotonicity preserving weighted essentially non-oscillatory schemes with increasingly high order of accuracy, *Journal of Computational Physics* 160 (2) (2000) 405 – 452. doi:10.1006/jcph.2000.6443.
- [8] X. Y. Hu, N. A. Adams, C.-W. Shu, Positivity-preserving method for high-order conservative schemes solving compressible euler equations, *Journal of Computational Physics* 242 (2013) 169 – 180. doi:10.1016/j.jcp.2013.01.024.
- [9] G. Zhao, M. Sun, A. Memmolo, S. Pirozzoli, A general framework for the evaluation of shock-capturing schemes, *Journal of Computational Physics* 376 (2019) 924–936. doi:10.1016/j.jcp.2018.10.013.
- [10] H. Dong, L. Fu, F. Zhang, Y. Liu, J. Liu, Detonation simulations with a fifth-order TENO scheme, *Communications in Computational Physics* 25 (2019) 1357–1393. doi:10.4208/cicp.OA-2018-0008.
- [11] P. Lax, X. Liu, Solution of two-dimensional riemann problems of gas dynamics by positive schemes, *SIAM Journal on Scientific Computing* 19 (2) (1998) 319–340. doi:10.1137/S1064827595291819.
- [12] H. Zhang, F. Zhang, On the numerical overshoots of shock-capturing schemes, *International Journal for Numerical Methods in Fluids* 93 (10) (2021) 3151–3159. doi:10.1002/fld.5023.
- [13] A. Harten, B. Engquist, S. Osher, S. R. Chakravarthy, Uniformly high order accurate essentially non-oscillatory schemes, III, *Journal of Computational Physics* 71 (2) (1987) 231–303. doi:10.1016/0021-9991(87)90031-3.
- [14] S. Gottlieb, C. Shu, E. Tadmor, Strong stability-preserving high-order time discretization methods, *SIAM Review* 43 (1) (2001) 89–112. doi:10.1137/S003614450036757X.
- [15] X. Deng, Y. Shimizu, F. Xiao, A fifth-order shock capturing scheme with two-stage boundary variation diminishing algorithm, *Journal of Computational Physics* 386 (2019) 323–349. doi:10.1016/j.jcp.2019.02.024.
- [16] A. Harten, On a class of high resolution total-variation-stable finite-difference schemes, *SIAM Journal on Numerical Analysis* 21 (1) (1984) 1–23. doi:10.1137/0721001.
- [17] P. Sweby, High resolution schemes using flux limiters for hyperbolic conservation laws, *SIAM Journal on Numerical Analysis* 21 (5) (1984) 995–1011. doi:10.1137/0721062.
- [18] C.-W. Shu, S. Osher, Efficient implementation of essentially non-oscillatory shock-capturing schemes,ii, *Journal of Computational Physics* 83 (1) (1989) 32–78. doi:10.1016/0021-9991(89)90222-2.
- [19] X.-D. Liu, S. Osher, T. Chan, Weighted essentially non-oscillatory schemes, *Journal of Computational Physics* 115 (1) (1994) 200–212. doi:10.1006/jcph.1994.1187.
- [20] G.-S. Jiang, C.-W. Shu, Efficient implementation of weighted ENO schemes, *Journal of Computational Physics* 126 (1) (1996) 202–228. doi:10.1006/jcph.1996.0130.
- [21] R. Borges, M. Carmona, B. Costa, W. S. Don, An improved weighted essentially non-oscillatory scheme for hyperbolic conservation laws, *Journal of Computational Physics* 227 (6) (2008) 3191–3211. doi:10.1016/j.jcp.2007.11.038.

- [22] X. Hu, Q. Wang, N. Adams, An adaptive central-upwind weighted essentially non-oscillatory scheme, *Journal of Computational Physics* 229 (2010) 8952–8965. doi:10.1016/j.jcp.2010.08.019.
- [23] J. Larsson, I. Bermejo-Moreno, S. K. Lele, Reynolds- and mach-number effects in canonical shock-turbulence interaction, *Journal of Fluid Mechanics* 717 (2013) 293–321. doi:10.1017/jfm.2012.573.
- [24] F.-Y. Zuo, A. Memmolo, G.-P. Huang, S. Pirozzoli, Direct numerical simulation of conical shock wave-turbulent boundary layer interaction, *Journal of Fluid Mechanics* 877 (2019) 167–195. doi:10.1017/jfm.2019.558.
- [25] B. Wang, G. Xiang, X. Y. Hu, An incremental-stencil weno reconstruction for simulation of compressible two-phase flows, *International Journal of Multiphase Flow* 104 (2018) 20–31. doi:10.1016/j.ijmultiphaseflow.2018.03.013.
- [26] W.-S. Don, R. Borges, Accuracy of the weighted essentially non-oscillatory conservative finite difference schemes, *Journal of Computational Physics* 250 (2013) 347 – 372. doi:10.1016/j.jcp.2013.05.018.
- [27] N. K. Yamaleev, M. H. Carpenter, A systematic methodology for constructing high-order energy stable WENO schemes, *Journal of Computational Physics* 228 (11) (2009) 4248 – 4272. doi:10.1016/j.jcp.2009.03.002.
- [28] S. Tang, High-resolution and high-precision weighted essentially non-oscillatory scheme for compressible flow simulations, *Advances in Applied Mathematics and Mechanics*.