

Sparse Structure Design for Stochastic Linear Systems via a Linear Matrix Inequality Approach

Yi Guo, Ognjen Stanojev, Gabriela Hug and Tyler Holt Summers

Abstract—In this paper, we propose a sparsity-promoting feedback control design for stochastic linear systems with multiplicative noise. The objective is to identify a sparse control architecture that optimizes the closed-loop performance while stabilizing the system in the mean-square sense. The proposed approach approximates the nonconvex combinatorial optimization problem by minimizing various matrix norms subject to the Linear Matrix Inequality (LMI) stability condition. We present two design problems to reduce the number of actuators via the static state-feedback and a low-dimensional output. A regularized linear quadratic regulator with multiplicative noise (LQRm) optimal control problem and its convex relaxation are presented to demonstrate the tradeoff between the suboptimal closed-loop performance and the sparsity degree of control structure. Case studies on power grids for wide-area frequency control show that the proposed sparsity-promoting control can considerably reduce the number of actuators without significant loss in system performance. The sparse control architecture is robust to substantial system-level disturbances while achieving mean-square stability.

Index Terms—Stochastic optimal control, sparsity-promoting optimal structure design, stochastic linear systems, multiplicative noise.

I. INTRODUCTION

DYNAMICAL systems with multiplicative noise provide rich models for many practical applications, including frequency control of power grids, deployment of robot agent teams, control of segmented mirrors in extremely large telescopes, and other applications in biological movement systems and aerospace engineering systems [1]–[4]. Especially in large-scale systems, substantial system-level disturbances and uncertainties may lead to oscillations and possibly instability. Therefore, one of the major challenges is to design efficient, high-performance, and robust control architectures that limit the number of actuators, sensors and actuator-sensor communication links to reduce the complexity and cost.

Several recent efforts have demonstrated that sparse controller architectures can successfully balance closed-loop performance and controller complexity [5]–[18] and are therefore crucial to obtain efficient controllers for emerging complex

systems. However, the design of these control architectures requires solving mixed combinatorial optimization problems. One line of research formulated convex structured optimal control problems for controller design, such as symmetric modifications [6], diagonal modifications for optimal sensor and actuator selection [19] and a linear matrix inequality (LMI) approach with ℓ_1 -optimization [20]. Another line of research employed an algorithmic approach to solve the convex problems, such as the alternating direction method of multipliers [21], the proximal gradient and Newton methods [22], and also the second order method of multipliers for efficiently identifying the controller structure and its structured feedback synthesis [21]. However, none of these works consider the multiplicative noise, which normally capture the disturbances on system model and the inherent uncertainties within input-output communication channels. System-level disturbances inherently appear on the system parameters and have fundamentally different effects on the state evolution than additive noise. In particular, a noise-ignorant classical optimal linear-quadratic controller may destabilize a stochastic system with multiplicative noise in the mean-square sense.

Linear systems with multiplicative noises are particular attractive as a stochastic modeling framework because they remain simple enough to admit closed-form expressions for stabilization [23] and optimal control [24], [25]. Many recent works proposed various approaches for controlling and filtering for systems with multiplicative noise, including an LMI approach [26], the Riccati difference equation method [27] and a game theory approach [28]. However, all of this work uses fully populated control architectures, which become impractical and expensive as scale and complexity increase. These limitations of fully populated architectures motivate us to derive an approach that provide a sparse control architecture design for stochastic linear systems with multiplicative noise.

Instead of performing a computationally-expensive combinatorial search, our approach leverages the convexity of various sparsity-promoting matrix norms to encourage of the feedback control matrix, while stabilizing the systems via LMI constraints. We first present two sparsity exploration problems to reduce the number of actuators by promoting static state-feedback and output-feedback with a low-dimensional output, with the goal to stabilize the stochastic system with multiplicative noise. We then formulate a regularized linear quadratic regulator with multiplicative noise (LQRm) optimal control problem and write it as a semi-definite programming (SDP) problem. This formulation tradeoffs the system performance and sparsity degree of the control architecture by different sparsity measures. Finally, we apply our approach to design

This work is partially supported by an ETH Zürich Postdoctoral Fellowship. This material is also based on work supported by the United States Air Force Office of Scientific Research under award number FA2386-19-1-4073 and by the National Science Foundation under award number ECCS-2047040 and CMMI-1728605. (Corresponding author: Yi Guo)

Y. Guo, O. Stanojev and G. Hug are with Power Systems Laboratory at ETH Zürich, Zürich, 8092, Switzerland, email: {guo, stanojev, hug}@eeh.ee.ethz.ch.

T.H. Summers is with the Department of Mechanical Engineering, The University of Texas at Dallas, Richardson, TX, USA, email: tyler.summers@utdallas.edu.

a sparse wide-area frequency control structure in power grids. The numerical results on a four-bus system show that the control structure can be sparse at the expense of a slight loss in the performance. We also test the computational performance of our approach on an IEEE 39-bus network to visualize the tradeoffs under various levels of multiplicative noise. The noise-aware sparse structure requires more actuators to stabilize the system in the mean-square sense than the noise-ignorant design, which emphasizes the necessity of having an optimal structure approach for dynamical systems with significant system-level disturbances.

The rest of the paper is organized as follows: Section II presents our sparsity-promoting structure design approach for stochastic linear systems in the continuous-time domain. The objective is to stabilize the system with a reduced number of actuators via state-feedback control and output-feedback control with a low-dimensional output. A regularized LQRm problem and its relaxation are provided. Section III presents some case studies on power networks, while Section IV concludes the paper. Finally, the corresponding formulations for discrete-time stochastic linear systems are provided in the Appendix.

Notation: We use \mathbb{R} , \mathbb{R}_+ and \mathbb{R}_{++} to denote the sets of real numbers, non-negative real numbers and positive real numbers, respectively. Sets \mathbb{S}^n , \mathbb{S}_+^n and \mathbb{S}_{++}^n collect all n -dimensional symmetric matrices, semi-definite positive matrices and positive definite matrices, respectively. Given a matrix M , M^\top denotes its transpose and $\text{Tr}(M)$ denotes its trace. We write $M \succeq 0$ ($M \succ 0$) to denote that M is semi-positive definite (positive definite). For a given column vector $x \in \mathbb{R}^n$, we define $\|x\|_1 := \sum_i |x_i|$, $\|x\|_2 := \sqrt{x^\top x}$ and $\|x\|_\infty := \max_i |x_i|$. Further, $|\cdot|$ denotes the absolute value of a number or the cardinality of a set, $\text{diag}(\cdot)$ constructs a diagonal matrix from a vector and $\text{blkdiag}(\cdot)$ returns a block diagonal matrix. Lastly, I denotes the identity matrix of appropriate dimension.

II. PROBLEM FORMULATION

A. Stochastic Linear Systems with Multiplicative Noise

Consider a stochastic linear system with state- and input-dependent multiplicative noises [29]:

$$dx_t = (A_0 x_t + B_0 u_t)dt + \sum_{i=1}^k \sigma_i A_i x_t d\beta_{it} + \sum_{j=1}^\ell \rho_j B_j u_t d\delta_{jt}, \quad (1)$$

where $x_t \in \mathbb{R}^n$ denotes the state vector, $u_t \in \mathbb{R}^m$ denotes the control input vector and β_{it} ($i = 1, \dots, k$) and δ_{jt} ($j = 1, \dots, \ell$) denote the disturbances. We assume these disturbances to be zero mean uncorrelated stationary normalized Wiener processes. The following properties hold:

$$\begin{aligned} \mathbf{E}[d\beta_{it}] &= 0, \quad \mathbf{E}[d\delta_{jt}] = 0, \quad \mathbf{E}[d\beta_{it}^2] = dt, \quad \mathbf{E}[d\delta_{jt}^2] = dt, \\ \mathbf{E}[d\beta_{i_1 t} d\beta_{i_2 t}] &= 0 \quad (i_1 \neq i_2), \quad \mathbf{E}[d\delta_{j_1 t} d\delta_{j_2 t}] = 0 \quad (j_1 \neq j_2), \\ \text{and} \quad \mathbf{E}[d\beta_{it} d\delta_{jt}] &= 0, \\ \forall i, i_1, i_2 &= 1, \dots, k, \quad \text{and} \quad \forall j, j_1, j_2 = 1, \dots, \ell. \end{aligned}$$

The scale factors σ_i and ρ_j indicate the intensities of the disturbances, which scale the unit variance of $d\beta_{it}$ and $d\delta_{jt}$.

The initial condition of the system (1) is $\mathbf{E}[x_0] = 0$ and $\mathbf{E}[x_0 x_0^\top] = \Sigma_0$, where $\Sigma_0 \in \mathbb{R}^{n \times n}$ is the covariance matrix of the initial state vector. The matrices $A_0 \in \mathbb{R}^{n \times n}$ and $B_0 \in \mathbb{R}^{n \times m}$ correspond to the constant system matrices. The state diffusion term projects state-dependent noise $d\beta_{it}$ by matrix $A_i \in \mathbb{R}^{n \times n}$, and the input diffusion term projects input-dependent noise $d\delta_{jt}$ by matrix $B_j \in \mathbb{R}^{n \times m}$. Assuming the dynamic system (1) is open-loop mean-square unstable, we apply the sparse ideology in the design of optimal linear feedback control while stabilizing the system in the mean-square sense. We first present a LMI condition for the mean-square stability of (1) and then discuss how to find out a subset of actuators to trade off the system closed-loop performance with various degrees of sparsity.

Definition 1: The system (1) is *mean-square stable* if for every initial condition $\mathbf{E}[x_0 x_0^\top] = \Sigma_0$ the solution of (1) satisfies

$$\lim_{t \rightarrow +\infty} \mathbf{E}[x_t^\top x_t] = 0.$$

Note that the above mean-square stability condition will converge to a constant if the system (1) also have non-zero mean additive noise.

Definition 2: The system (1) with an initial condition $\mathbf{E}[x_0 x_0^\top] = \Sigma_0$ is called (mean-square) *stabilizable* if there exists a mean-square stabilizing state-feedback control in the form $u_t = Kx_t$, where K is a constant matrix.

Definition 3: Given the output of the system (1), such that $y_t = Cx_t$, the system (1) with an initial condition $\mathbf{E}[x_0 x_0^\top] = \Sigma_0$ is called (mean-square) *stabilizable* if there exists a mean-square stabilizing output-feedback control in the form $u_t = Ky_t$, where K is a constant matrix.

B. Stabilization with a Reduced Number of State-Feedback Controllers

Assume the system (1) is open-loop mean-square unstable and stabilizable via the state-feedback control, the goal of this subsection is to identify potential row-sparsity patterns of the closed-loop state-feedback control law in the form of $u_t = Kx_t$, such that the closed-loop system described by

$$dx_t = (A_0 + B_0 K)x_t dt + \sum_{i=1}^k \sigma_i A_i x_t d\beta_{it} + \sum_{j=1}^\ell \rho_j B_j K x_t d\delta_{jt}, \quad (2)$$

is mean-square stable. To guarantee the mean-square stability of the closed-loop system (2), the static state-feedback control gain matrix K exists if and only if there exists a matrix $X \in \mathbb{S}_{++}^n$ such that the following condition holds [30]:

$$\begin{aligned} (A_0 + B_0 K)^\top X + X(A_0 + B_0 K) &+ \sum_{i=1}^k \sigma_i^2 A_i^\top X A_i \\ &+ \sum_{j=1}^\ell \rho_j^2 K^\top B_j^\top X B_j K \prec 0. \end{aligned}$$

Pre- and post-multiplying the above inequality by $P = X^{-1}$ and introducing a new variable $Y = KP$, we arrive at the following condition:

$$A_0P + PA_0^\top + B_0Y + Y^\top B_0^\top + \sum_{i=1}^k \sigma_i^2 (A_iP)^\top P^{-1} A_iP + \sum_{j=1}^\ell \rho_j^2 (B_jY)^\top P^{-1} B_jY \prec 0, \quad (3)$$

where $P = P^\top \in \mathbb{S}_{++}^n$ and $Y \in \mathbb{R}^{m \times n}$ are the matrix variables. A stabilizing state-feedback controller can be reconstructed by $K = YP^{-1}$. Leveraging the Schur's Lemma, we transform the condition (3) together with $P \succ 0$ into a LMI:

$$\begin{bmatrix} A_0P + PA_0^\top + B_0Y + Y^\top B_0^\top & Z \\ Z^\top & Z_P \end{bmatrix} \prec 0, \quad (4)$$

where $Z = [\sigma_1PA_1^\top, \dots, \sigma_kPA_k^\top, \rho_1Y^\top B_1^\top, \dots, \rho_\ell Y^\top B_\ell^\top]$ and

$$Z_P = \text{blkdiag}(\underbrace{-P, \dots, -P}_{k+\ell}).$$

If Y is row sparse, then the state-feedback law K is row sparse as well since post-multiplication preserves the zero-row structure. Hence, we promote row sparsity of Y through the following SDP:

$$\min_{Y,P} \|Y\|_r, \quad \text{subject to: (4) and } P \succ 0, \quad (5)$$

where $\|Y\|_r$ represents a generic row-sparsity induced function that can be chosen from row-norm [20], group LASSO [31] and sparse Group LASSO [31]. Note that the stabilizing state-feedback control matrix K_{rsp} with an identified row sparse pattern can be obtained from the solution P_{rsp}^* , Y_{rsp}^* of the above SDP problem, with the linear feedback control matrix calculated as $K_{\text{rsp}} = Y_{\text{rsp}}^* P_{\text{rsp}}^{*-1}$.

Remark 1 (Sparsity-promoting Norms): We now suggest different sparsity-promoting norms that can be used in (5) and the problems will be presented in the following section.

- *Row Norm and Column Norm [20]:* Given a matrix $Y \in \mathbb{R}^{m \times n}$, the row and column sparsity can be induced by various sparsity-promoting matrix norms respectively defined as:

$$\|Y\|_{\text{row}} = \sum_{i=1}^m \|Y_{r,i}\|_\infty, \quad \|Y\|_{\text{col}} = \sum_{j=1}^n \|Y_{c,j}\|_\infty,$$

where $\|Y_{r,i}\|_\infty$ and $\|Y_{c,j}\|_\infty$ are the maximum absolute values of the i -th row and j -th column of matrix Y , respectively.

- *Group LASSO [31]:* Row and column sparsity can also be induced by the row and column group LASSO:

$$\|Y\|_{\text{rGL}} = \sum_{i=1}^m \|Y_{r,i}\|_2, \quad \|Y\|_{\text{cGL}} = \sum_{j=1}^n \|Y_{c,j}\|_2,$$

where $\|Y_{r,i}\|_2$ and $\|Y_{c,j}\|_2$ are the vector ℓ_2 -norms of the i -th row and j -th column of matrix Y , respectively.

- *Sparse Group LASSO [31]:* The row and column sparse group LASSO can also promote the sparsity pattern:

$$\|Y\|_{\text{rSGL},\mu} = \sum_{i=1}^m (1-\mu) \|Y_{r,i}\|_1 + \mu \|Y_{r,i}\|_2, \\ \|Y_c\|_{\text{cSGL},\mu} = \sum_{j=1}^n (1-\mu) \|Y_{c,j}\|_1 + \mu \|Y_{c,j}\|_2,$$

where $\|Y_{r,i}\|_1$ and $\|Y_{c,j}\|_1$ are the vector ℓ_1 -norms of the i -th row and j -th column of matrix Y , respectively. The constant $\mu \in [0, 1]$ quantifies the weight on the two combined norms. In the rest of this paper, we refer to $\|Y\|_{\text{reg}}$ as a generic sparsity-promoting regularizer in the following optimal design formulation.

C. Stabilization with a Reduced Number of Output-Feedback Controllers via a Low-Dimensional Output

In this subsection, we present a stabilization solution to reduce the number of output-feedback controllers $u_t = Ky_t$ via a low-dimensional output $y_t = Cx_t$, where $y_t \in \mathbb{R}^{n_y}$ is the output vector and $C \in \mathbb{R}^{n_y \times n}$ is the output matrix. Assume that the system (1) has exact measurements of the full states and is stabilizable via an output-feedback control law K . Note that the potential stabilization solutions via output-feedback controllers highly depend on the C matrix. Here we assume that there is at least one low-dimensional output that can enable the sparse control structure. The goal of this subsection is therefore to obtain a low-dimensional system output matrix C and a column-row sparse output-feedback matrix K to stabilize (1). To achieve this, we first change the row sparsity promoting function $\|Y\|_r$ in (5) to a generic column sparsity induced norm $\|Y\|_c$ resulting in

$$\min_{Y,P} \|Y\|_c, \quad \text{subject to: (4) and } P \succ 0. \quad (6)$$

Similarly to the row sparse state-feedback law from (5), the solution of (6) promotes the column sparsity on Y_c^* . Similar to the previous section, the feedback law is in the form:

$$u_t = Y_{\text{csp}}^* P_{\text{csp}}^{*-1} x_t, \quad (7)$$

where Y_{csp}^* and P_{csp}^* are now the solution of (6). Interestingly, the sparsity pattern of the output-feedback $u_t = K_{\text{csp}} y_t$ can be attained by mapping the matrix multiplication of the term $Y_{\text{csp}}^* P_{\text{csp}}^{*-1}$ in (7) and the term $K_{\text{csp}} C_{\text{rsp}}$ in

$$u_t = K_{\text{csp}} y_t = K_{\text{csp}} C_{\text{rsp}} x_t.$$

The output-feedback law K_{csp} consists of the nonzero-columns of Y_{csp}^* and the output matrix C_{rsp} is composed of the rows of P_{csp}^{*-1} with the same indices. In this way, we reduce the number of necessary outputs in $y_t = C_{\text{rsp}} x_t$ while stabilizing the system by a column sparse output-feedback $u_t = K_{\text{csp}} y_t$.

After the identification of the column sparsity pattern of the output-feedback law K_{csp} , we now explore the potential row sparsity to reduce the number of the output-feedback controllers. Having the knowledge of the column sparsity

pattern of variable Y by solving (6), we integrate the zero-column pattern of the solution Y_{csp}^* as additional constraints into (5) resulting in:

$$\min_{Y,P} \|Y\|_r, \quad (8a)$$

$$\text{subject to: } Y_{c,i} = 0, \forall i \in \mathcal{C}, \quad (8b)$$

$$P \succ 0 \text{ and (4),} \quad (8c)$$

where $Y_{c,i}$ indicates the i -th column of the variable Y and the set \mathcal{C} collects the indices of all zero columns of Y_{csp}^* . The solution of (8) are Y_{sp}^* and P_{sp}^* . We adopt the output-feedback law K_{sp} as the same row-column sparsity of Y_{sp}^* and the output matrix C_{sp} consists of the non-zero rows of P_{sp}^{*-1} . The feedback control structure $u_t = K_{\text{sp}} y_t$ has the row-sparsity such that the corresponding controllers can be removed with a low-dimensional output $y_t = C_{\text{sp}} x_t$. Hence, by solving these two sparsity promoting problems (6) and (8) in sequence, we can identify a sparsity structure to design low-dimensional outputs and remove output-feedback controllers that are not necessary for stabilizing the system. Clearly, the sparse control structure with only a subset of outputs and controllers will reduce system performance. We will discuss the performance degradation and sparsity tradeoffs later in the paper. It is worth emphasizing that the above sparse structure design problems are also applicable for open-loop mean-square stable systems with the goal to allow for performance tradeoffs, which will be discussed later in this paper.

D. Tradeoffs between Optimal Control and Sparsity

We now consider an application of our approach to the linear quadratic regulator with multiplicative noise (LQRm) for the system (1) given an initial condition $\mathbf{E}[x_0 x_0^\top] = \Sigma_0$:

$$\min_{u_t(\cdot)} J(\Sigma_0, u(\cdot)) = \mathbf{E} \int_0^\infty (x_t^\top Q x_t + u_t^\top R u_t) dt, \quad (9a)$$

$$\text{subject to:} \quad (9b)$$

$$dx_t = (A_0 x_t + B_0 u_t) dt + \sum_{i=1}^k \sigma_i A_i x_t d\beta_{it} + \sum_{j=1}^\ell \rho_j B_j u_t d\gamma_{jt}, \quad (9c)$$

where Q and R are positive definite. The objective is to determine an optimal linear state-feedback (output-feedback) control law that trades off the LQRm closed-loop performance and the sparsity of the linear feedback control gain K^1 . For state-feedback control $u_t = K x_t$, we are ultimately interested in a regularized LQRm problem with an alternative objective:

$$\min_K J(\Sigma_0, u_t(K)) + \gamma J_{\text{reg}}(K),$$

where $J_{\text{reg}}(K)$ is a sparsity-promoting function of K and γ specifies the importance of its sparsity. Together with the stability constraint (4), the optimal control problem of determining the stabilizing closed-loop state-feedback K that

¹We initially describe the regularized LQRm problem with static state-feedback control. The corresponding reformulation with static output-feedback control follows closely the line of the steps as state-feedback control but having the output-feedback control law $u_t = K y_t = K C x_t$.

minimizes the LQRm cost and determines the potential sparsity structure of K can be reformulated as the following optimization problem [23]:

$$\min_{Y,P} \text{Tr}(P^{-1} \Sigma_0) + \gamma \|Y\|_{\text{reg}}, \quad (10a)$$

$$\text{subject to: } P \succ 0, \quad (10b)$$

$$A_0 P + P A_0^\top + B_0 Y + Y B_0^\top + \sum_{i=1}^k \sigma_i P A_i^\top P^{-1} A_i P + \sum_{j=1}^\ell \beta_j Y^\top B_j^\top P^{-1} B_j Y + Y^\top R Y + P Q P \prec 0, \quad (10c)$$

Note that (10) is intractable due to the matrix inverse P^{-1} in the objective and the nonlinear multiplication in (10c). We now introduce new (slack) variables $\Pi \in \mathbb{R}^{n \times n}$ and $\kappa \in \mathbb{R}$ and introduce a constraint that provides an upper bound of the LQRm cost, i.e., $J = \text{Tr}(\Sigma_0 P^{-1}) \leq \kappa$. By leveraging the Schur's Lemma [23], [32], we obtain to the following SDP problem:

$$\min_{Y,P,\Pi,\kappa} \kappa + \gamma \|Y\|_{\text{reg}}, \quad (11a)$$

$$\text{subject to: } \text{Tr}(\Pi) \leq \kappa, \begin{bmatrix} \Pi & \Sigma_0^{\frac{1}{2}} \\ \Sigma_0^{\frac{1}{2}} & P \end{bmatrix} \succeq 0, P \succ 0, \quad (11b)$$

$$\begin{bmatrix} A_0 P + P A_0^\top + B_0 Y + Y^\top B_0^\top & Z & Y^\top & P \\ Z^\top & Z_P & 0 & 0 \\ Y & 0 & -R^{-1} & 0 \\ P & 0 & 0 & -Q^{-1} \end{bmatrix} \prec 0. \quad (11c)$$

The solution Y^* , P^* , Π^* and κ^* defines a sparse stabilizing law $K_{\text{sp}} = Y^* P^{*-1}$ and the upper bound of the LQRm cost $J^*(K) = \text{Tr}(\Sigma_0 P^{*-1}) \leq \kappa^*$. Note that (11) is convex and can be solved by several academic and commercial SDP solvers. The proposed method identifies a sparse control structure with only a small performance loss, as demonstrated by the numerical studies in the next section.

III. AN APPLICATION TO POWER GRIDS

We apply the proposed methodology to devise an optimal wide-area frequency control scheme for a power transmission system. The objective is to design a sparse linear feedback frequency control architecture, which stabilizes the frequency dynamics with modeling errors as multiplicative noise.

A. Network Modeling

Consider a lossless transmission system modeled as a graph $G = (\mathcal{N}, \mathcal{E})$ with nodes (or buses) $\mathcal{N} = \{1, \dots, N\}$ and edges (or lines) $\mathcal{E} \subseteq \mathcal{N} \times \mathcal{N}$. The topology of the grid is represented by the Laplacian matrix $L \in \mathbb{R}^{N \times N}$ induced by the line susceptances b_{ij} for all $(i, j) \in \mathcal{E}$ (see [33]). We partition all buses into a set of buses with generators \mathcal{G} (i.e., synchronous machines and inverter-based generators) and a set of buses with frequency-sensitive loads \mathcal{L} , where $\mathcal{N} = \mathcal{G} \cup \mathcal{L}$. In this paper, we consider a reduced-order network model such that we merge the buses only having frequency-insensitive loads or having no load with the frequency-sensitive buses. The

variables describing the state of the network include angles θ_i and frequency ω_i for $i \in \mathcal{N}$. The associated system dynamics [34], [35] derived from the linearized swing equations are given by

$$\dot{\theta}_i = \omega_i, \quad \forall i \in \mathcal{N}, \quad (12a)$$

$$M_i \ddot{\theta}_i + D_{g,i} \dot{\theta}_i = - \sum_{(i,j) \in \mathcal{E}} b_{ij}(\theta_i - \theta_j) + u_i, \quad \forall i \in \mathcal{G}, \quad (12b)$$

$$D_{l,i} \dot{\theta}_i = - \sum_{(i,j) \in \mathcal{E}} b_{ij}(\theta_i - \theta_j) + u_i, \quad \forall i \in \mathcal{L}, \quad (12c)$$

where $u_i \in \mathbb{R}$ is a controllable generation or load for all $i \in \mathcal{N}$. A generator bus $i \in \mathcal{G}$ is characterized by its inertia $M_i \in \mathbb{R}_{++}$ (rotational or virtual inertia) and its droop coefficient $D_{g,i} \in \mathbb{R}_{++}$. A frequency-sensitive load bus $i \in \mathcal{L}$ is characterized by its sensitivity coefficient $D_{l,i} \in \mathbb{R}_{++}$.

Here, we consider inertia variations caused by inverter-based generation or modeling errors, which are modeled by treating the inertia parameters M_i as multiplicative noise rather than simply a constant. The inertia parameters for all $i \in \mathcal{G}$, M_i are therefore modeled as random parameters with the mean value \bar{M}_i and the variance $\bar{\sigma}_i^2$ [33]. In general, the modeling errors of the network topology L and frequency-sensitive coefficients $D_{\ell,i}/D_{g,i}$ can also be treated as multiplicative noises in (12). However, for simplicity, only the inertia parameter randomness is considered. The above dynamics can be formulated in a generalized as a multi-input multi-output stochastic linear system with multiplicative noise:

$$\begin{aligned} dx_t &= A_0 x_t dt + \sum_{i=1}^{|\mathcal{G}|} \sigma_i (A_i x_t + B_i u_t) d\beta_{it}, \\ y_t &= C x_t, \quad x_t = [\theta_{g,t}^\top, \omega_{g,t}^\top, \theta_{l,t}^\top]^\top, \end{aligned} \quad (13)$$

where

$$\begin{aligned} A_0 &= \begin{bmatrix} 0 & I & 0 \\ -M^{-1}L_{gg} & -M^{-1}D_g & -M^{-1}L_{gl} \\ -D_l^{-1}L_{lg} & 0 & -D_l^{-1}L_{ll} \end{bmatrix}, \\ B_0 &= \begin{bmatrix} 0 \\ M^{-1} \\ 0 \end{bmatrix}, A_i = \begin{bmatrix} 0 & 0 & 0 \\ R_i L_{gg} & R_i D_g & R_i L_{gl} \\ 0 & 0 & 0 \end{bmatrix}, B_i = \begin{bmatrix} 0 \\ R_i \\ 0 \end{bmatrix}, \end{aligned}$$

and the vectors $\theta_{g,t} \in \mathbb{R}^{|\mathcal{G}|}/\theta_{l,t} \in \mathbb{R}^{|\mathcal{L}|}$ and $\omega_{g,t} \in \mathbb{R}^{|\mathcal{G}|}$ collect the angle states of generation/load buses and the frequency states of generation buses, respectively. Note that the inertia parameter for every generator M_i , $i \in \mathcal{G}$ appears in the state compact form (13) as the inverse distribution of M_i with the mean value \bar{M}_i^{-1} and the variance σ_i^2 . The matrix $M^{-1} := \text{diag}(\bar{M}_i^{-1}) \in \mathbb{R}^{|\mathcal{G}| \times |\mathcal{G}|}$ collects the mean values of the inverse distribution of M_i . The modeling error of the inverse of inertia parameter $d\beta_t$ for all $i \in \mathcal{G}$ is considered as an independent Wiener process normalized by σ_i . The diagonal matrix $D_g \in \mathbb{R}^{|\mathcal{G}| \times |\mathcal{G}|}$ collects the droop coefficients $D_{g,i}$ at all buses $i \in \mathcal{G}$ and the diagonal matrix $D_l \in \mathbb{R}^{|\mathcal{L}| \times |\mathcal{L}|}$ collects the sensitivity coefficients $D_{l,i}$ at all buses $i \in \mathcal{L}$. The matrices $L_{gg} \in \mathbb{R}^{|\mathcal{G}| \times |\mathcal{G}|}$, $L_{lg} \in \mathbb{R}^{|\mathcal{L}| \times |\mathcal{G}|}$ and $L_{gl} \in \mathbb{R}^{|\mathcal{G}| \times |\mathcal{L}|}$, $L_{ll} \in \mathbb{R}^{|\mathcal{L}| \times |\mathcal{L}|}$ are derived from the original Laplacian matrix L , which represent the weighted connections between different types of buses (i.e., load and generation). We define an *inertia*

disturbance allocation matrix $R_i \in \mathbb{R}^{N \times N}$ in A_i and B_i associated with each bus $i \in \mathcal{G}$. The elements in R_i are all zeros except for one diagonal element $r_{ii} = 1$, which maps the corresponding inertia disturbance $d\beta_i$ onto bus i . If the inertia variation at bus i is insignificant, we set $R_i = 0$ to remove the inertia disturbance on the i -th bus.

We conduct the numerical experiments on two power networks. A small, four-bus power system is used to numerically show the design results and a larger scale power system is utilized to demonstrate the computational efficiency of the proposed LMI approach. We start with the four-bus system for which the grid topology and line parameters can be found in [33]. The damping/frequency sensitivity coefficients are set to $D_i = 10$ for all buses $i \in \mathcal{N}$. The mean value of inertia is $\bar{M}_i = 10$ for all $i \in \mathcal{G}$ and the standard deviation of the distribution of M_i^{-1} is 10% of the mean value, i.e., $\sigma_i = 10\% \bar{M}_i^{-1}$ for all $i \in \mathcal{G}$. Note that the open-loop dynamics (12) are not mean-square stable if the multiplicative noise variance is significant. More details with respect to the modeling and stability analysis related to this example can be found in [33]. In this paper, we mainly focus on finding the sparse structure of the closed-loop feedback control for generators that stabilize the frequency dynamics with inertia disturbances. The initial condition of the states is $\Sigma_0 = 0.1I$ and the coefficients of the LQRm cost are $Q = I$ and $R = I$.

B. Reducing the Number of Actuators via Static State-Feedback

We first check if the stochastic linear system (13) is mean-square stabilizable (no sparsity induced) via a closed-loop state-feedback controller $u_t = Kx_t$ by solving (11) with $\gamma = 0$. The obtained solution is

$$K_0 = \begin{bmatrix} -0.2329 & -0.0939 & -0.0236 & -0.2740 & -0.0879 & -0.0216 \\ -0.0941 & -0.3008 & -0.0823 & -0.0878 & -0.3358 & -0.0770 \\ -0.0236 & -0.0822 & -0.2075 & -0.0216 & -0.0771 & -0.2503 \end{bmatrix}.$$

With bus 4 grounded as an infinite bus and employing model reduction [33], the system has six states, three inputs and three independent multiplicative noises and all three generators participate in stabilizing the grid. The state-feedback law K is fully populated and the LQRm cost is $\kappa_0^* = 1.7915$. To obtain a row sparse solution K and therefore a reduced number of state-feedback controllers, we again solve the regularized LQRm (11) using the row-norm $\|Y\|_{\text{row}}$ with $\gamma = 4$, which results in the following sparse structure:

$$K_{\text{rsp},4} = \begin{bmatrix} -0.0114 & -0.0153 & -0.0103 & -0.0110 & -0.0147 & -0.0099 \\ -0.0718 & -0.0960 & -0.0645 & -0.0692 & -0.0925 & -0.0622 \\ 0 & 0 & 0 & 0 & 0 & 0 \end{bmatrix}.$$

This leads to a slight increase in the LQRm cost, namely $\kappa_4^* = 1.8757$. The row sparse state-feedback control law $K_{\text{rsp},4}$ indicates that generator 3 is not necessary to stabilize the system but at the expense of 4.67% decrease of the closed-loop performance.

C. Reducing the Number of Actuators via a Low-Dimensional Output

To obtain a sparse structure of the output-feedback control $u_t = Ky_t = KCx_t$, we first solve (11) by using the column-norm $\|Y\|_{\text{col}}$ as the sparsity regularizer with $\gamma = 0.5$. The solution is given by

$$Y_{\text{csp},0.5}^* = \begin{bmatrix} -0.0177 & -0.0400 & 0.0078 & 0 & 0 & 0 \\ -0.0177 & -0.0439 & -0.0080 & 0 & 0 & 0 \\ 0.0074 & -0.0387 & -0.0080 & 0 & 0 & 0 \end{bmatrix}.$$

We adopt the sparse output-feedback law by taking the non-zero columns of $Y_{\text{csp},0.5}^*$:

$$K_{\text{csp},0.5} = \begin{bmatrix} -0.0177 & -0.0400 & 0.0078 \\ -0.0177 & -0.0439 & -0.0080 \\ 0.0074 & -0.0387 & -0.0080 \end{bmatrix}.$$

The associated three-dimensional output matrix consists of the first three rows of the solution $P_{\text{csp},0.5}^{*-1}$, namely:

$$C_{\text{rsp},0.5} = \begin{bmatrix} 2.9985 & 0.9354 & 0.2549 & 2.3444 & 0.9222 & 0.2352 \\ 0.9354 & 3.6956 & 0.8172 & 0.9155 & 3.0168 & 0.8046 \\ 0.2549 & 0.8172 & 2.7508 & 0.2349 & 0.8127 & 2.0984 \end{bmatrix}.$$

We now reduce the number of output-feedback controllers by exploring the row sparsity of K_{csp} . Forcing the last three columns of Y to be equal to zero as additional constraints, we solve (11) again using the row-norm regularizer and $\gamma = 2.6$. The solution $Y_{\text{sp},2.6}^*$ has the following row-column sparse pattern:

$$Y_{\text{sp},2.6}^* = \begin{bmatrix} 0 & 0 & 0 & 0 & 0 & 0 \\ -0.0130 & -0.0130 & -0.0130 & 0 & 0 & 0 \\ 0 & 0 & 0 & 0 & 0 & 0 \end{bmatrix}.$$

Hence, we adopt

$$K_{\text{sp},2.6} = \begin{bmatrix} 0 & 0 & 0 \\ -0.0130 & -0.0130 & -0.0130 \\ 0 & 0 & 0 \end{bmatrix},$$

as a row-column sparse output-feedback law. The output matrix $C_{\text{sp},2.6}$ is composed of the first three rows of $P_{\text{sp},2.6}^{*-1}$, namely:

$$C_{\text{sp},2.6} = \begin{bmatrix} 3.0963 & 1.0656 & 0.3010 & 2.4546 & 1.0592 & 0.2839 \\ 1.0656 & 3.8739 & 0.9181 & 1.0653 & 3.2085 & 0.9221 \\ 0.3010 & 0.9181 & 2.8063 & 0.2843 & 0.9176 & 2.1612 \end{bmatrix}.$$

At the end, the designed output-feedback controller uses one generator with a three-dimensional output feedback to stabilize the system at the expense of 5.5% LQRm cost increase compared to $\kappa_0^* = 1.7915$.

D. Tradeoff System Performance and Degree of Sparsity

To discuss the computational cost of our approach on a large-scale system, we use the IEEE 39-bus New England transmission system to demonstrate the tradeoffs between the sparsity degree of the structure and the LQRm cost under various multiplicative noise settings. This system consists of 39 buses and 10 generators, where generator 10 is an equivalent aggregated model [36]. The inertia mean value is $M_i = 10$ for all generators $i \in \mathcal{G}$ and the damping/frequency

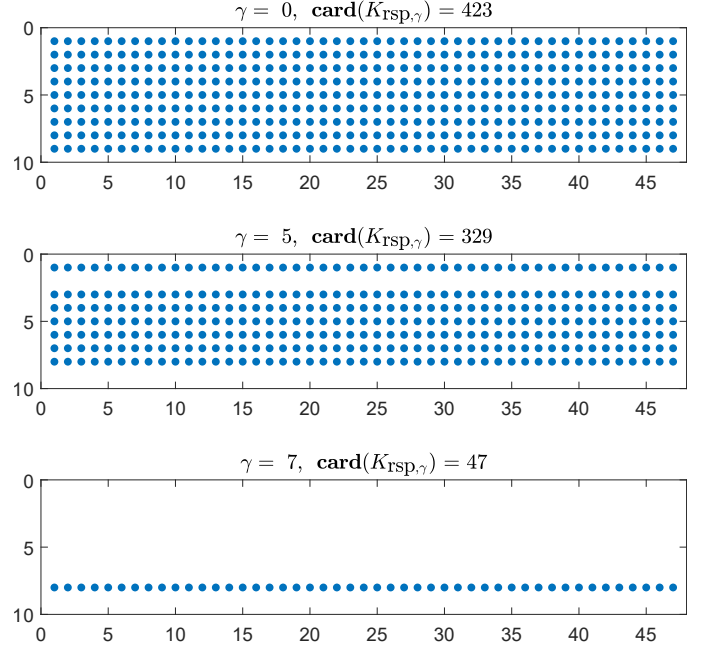


Fig. 1. Sparsity patterns of the closed-loop state-feedback K resulting from the row-norm regularizer under various γ . The white elements represent (nearly) zero entries

sensitivity coefficient is set to $D_i = 10$ for all buses $i \in \mathcal{N}$. We vary the sparsity importance γ to tradeoff the sparsity degree of the state-feedback control law K and the LQRm performance. The LQRm cost coefficients are $Q = I$ and $R = I$. The initial state condition is $\Sigma_0 = 0.1I$. We used the MOSEK SDP solver [37] via the MATLAB interface CVX [38] on a laptop with 16 GB memory and 2.3 GHz Intel Core i7-10510U CPU. It took 121.7 seconds to solve (11) with 10 inputs, 47 states and 10 independent multiplicative noises.

The sparsity patterns for $\gamma = 0, 5$ and 7 are presented in Fig. 1. For $\gamma = 0$, the optimal feedback gain K_0 is fully populated, thereby requiring all 10 generators contributing to a mean-square stabilizing solution. As γ increases, the rows of the state-feedback matrix K_γ becomes sparse whereas the relative cost objective $(\kappa_\gamma^* - \kappa_0^*)/\kappa_0^*$ increases only slightly, see Fig. 2. In particular, for $\gamma = 5$, the identified control architecture indicates that the controllers of generators 2, 9 and 10 are not necessary to stabilize the system. As γ increases to 7, most of stabilization burden is on generator 8 but only with 1.4% LQRm cost increase.

We next compare the LQRm cost with various levels of multiplicative noise as shown in Fig. 2. As the standard deviation σ of the multiplicative noise increases, the LQRm cost increases since more control effort is required for stabilizing the system-level disturbances. In addition, the sparsity-promoting structures of the noise-aware ($\sigma_i/\bar{M}_i^{-1} = 50\%$) and noise-unaware ($\sigma = 0$) state-feedback controllers $K_{\text{rsp},\gamma}$ are given in Fig. 3. We observe that more generators need to be included for stabilizing the system due to the significant system-level disturbances. This also implies that a noise-unaware state-feedback controller may fail to stabilize a stochastic linear system with substantial multiplicative noise in a mean-square

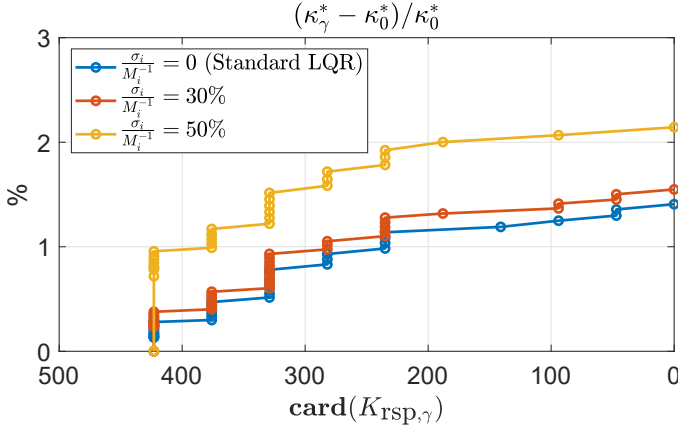


Fig. 2. Sparsity comparison under different row-sparsity regularizers. Note that increasing γ results in more sparse pattern on $K_{\text{rsp},\gamma}$.

sense. In practice, the multiplicative noise is an inherent part of linearized system models and noisy control channels. This emphasizes the importance and necessity of having a noise-aware sparse architecture design to improve robustness to system-level disturbances for a mean-square stabilizing solution. Finally, we evaluate the proposed approach with various row sparsity induced norms, such as the group LASSO and sparse group LASSO, (see Fig. 4). All of three sparsity-promoting norms successfully provide sparsity patterns for different γ . The sparse group LASSO (with $\mu = 0.5$) and the group LASSO lead to more aggressive sparsity patterns than the row-norm regularizer.

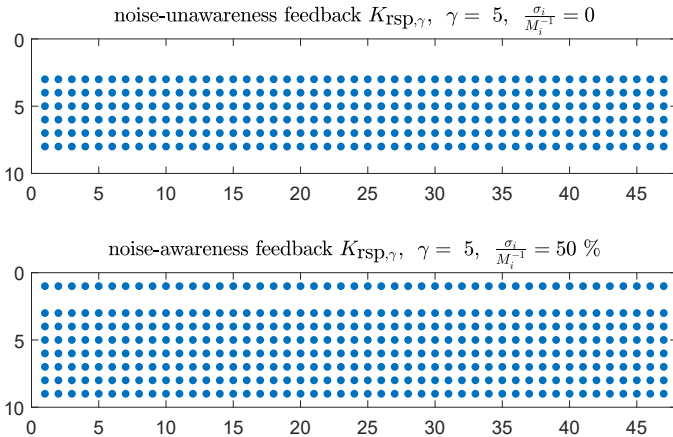


Fig. 3. Sparsity patterns of the noise-unaware and noise-aware state-feedback control law $K_{\text{rsp},\gamma}$.

Overall, we conclude that the proposed approach successfully provides a sparse control solution, which reduces the number of controllers (with low-dimensional outputs) only at the expense of a small decrease of system performance.

IV. CONCLUSIONS

This paper proposes a sparse feedback control architecture design for stochastic linear systems with multiplicative noise. We minimize the sparsity-promoting matrix norms subject to a mean-square stability LMI condition as an SDP problem

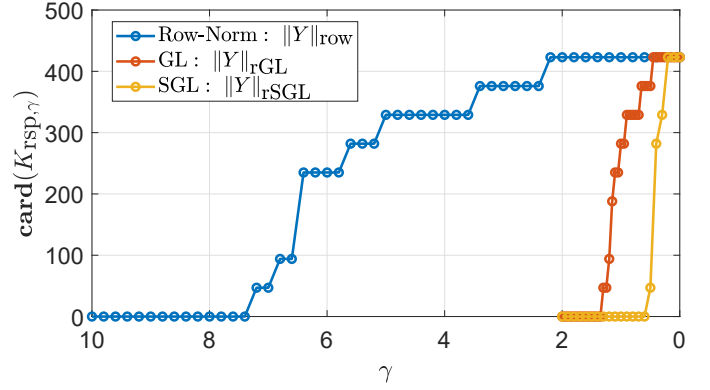


Fig. 4. Sparsity comparison under different row-sparsity regularizers with $\sigma_i/\bar{M}_i^{-1} = 10\%$.

to approximate the nonconvex combinatorial problem. For a large-scale dynamic system with system-level disturbances, the designed sparse stabilizing solution successfully reduces the number of controllers, limits the unnecessary output information exchanges, and only slightly increases the LQRm cost.

REFERENCES

- [1] C. M. Harris and D. M. Wolpert, "Signal-dependent noise determines motor planning," *Nature*, vol. 394, no. 6695, p. 780, 1998.
- [2] E. Todorov, "Stochastic optimal control and estimation methods adapted to the noise characteristics of the sensorimotor system," *Neural Computation*, vol. 17, no. 5, pp. 1084–1108, 2005.
- [3] E. Todorov and W. Li, "Optimal control methods suitable for biomechanical systems," in *25th Annual International Conference of the IEEE Engineering in Medicine and Biology Society*, vol. 2, pp. 1758–1761, 2003.
- [4] E. Todorov and M. I. Jordan, "Optimal feedback control as a theory of motor coordination," *Nature Neuroscience*, vol. 5, no. 11, p. 1226, 2002.
- [5] G. Norris and R. Skelton, "Selection of dynamic sensors and actuators in the control of linear systems," 1989.
- [6] M. Fardad, F. Lin, and M. R. Jovanović, "Sparsity-promoting optimal control for a class of distributed systems," in *Annual American Control Conference*, pp. 2050–2055, 2011.
- [7] S. Schuler, P. Li, J. Lam, and F. Allgöwer, "Design of structured dynamic output-feedback controllers for interconnected systems," *International Journal of Control*, vol. 84, no. 12, pp. 2081–2091, 2011.
- [8] N. Matni, "Communication delay co-design in \mathcal{H}_2 -distributed control using atomic norm minimization," *IEEE Transactions on Control of Network Systems*, vol. 4, no. 2, pp. 267–278, 2017.
- [9] M. Fardad and M. R. Jovanovic, "On the design of optimal structured and sparse feedback gains via sequential convex programming," in *American Control Conference*, pp. 2426–2431, 2014.
- [10] N. Matni and V. Chandrasekaran, "Regularization for design," *IEEE Transactions on Automatic Control*, vol. 61, no. 12, pp. 3991–4006, 2016.
- [11] A. F. Taha, N. Gatsis, T. Summers, and S. A. Nugroho, "Time-varying sensor and actuator selection for uncertain cyber-physical systems," *IEEE Transactions on Control of Network Systems*, vol. 6, no. 2, pp. 750–762, 2018.
- [12] T. Summers, "Actuator placement in networks using optimal control performance metrics," in *55th IEEE Conference on Decision and Control*, pp. 2703–2708, 2016.
- [13] M. R. Jovanović and N. K. Dhingra, "Controller architectures: Tradeoffs between performance and structure," *European Journal of Control*, vol. 30, pp. 76–91, 2016.
- [14] A. Zare, H. Mohammadi, N. K. Dhingra, T. T. Georgiou, and M. R. Jovanović, "Proximal algorithms for large-scale statistical modeling and sensor/actuator selection," *IEEE Transactions on Automatic Control*, vol. 65, no. 8, pp. 3441–3456, 2019.
- [15] B. Gravell, Y. Guo, and T. Summers, "Sparse optimal control of networks with multiplicative noise via policy gradient," *IFAC-PapersOnLine*, vol. 52, no. 20, pp. 327–332, 2019.

- [16] T. H. Summers, F. L. Cortesi, and J. Lygeros, "On submodularity and controllability in complex dynamical networks," *IEEE Transactions on Control of Network Systems*, vol. 3, no. 1, pp. 91–101, 2015.
- [17] C.-Y. Chang, S. Martínez, and J. Cortés, "Co-optimization of control and actuator selection for cyber-physical systems," *IFAC-PapersOnLine*, vol. 51, no. 23, pp. 118–123, 2018.
- [18] Y. Kim and J. L. Junkins, "Measure of controllability for actuator placement," *Journal of Guidance, Control, and Dynamics*, vol. 14, no. 5, pp. 895–902, 1991.
- [19] N. K. Dhingra, M. R. Jovanović, and Z.-Q. Luo, "An ADMM algorithm for optimal sensor and actuator selection," in *IEEE Annual Conference on Decision and Control*, pp. 4039–4044, 2014.
- [20] B. Polyak, M. Khlebnikov, and P. Shcherbakov, "An LMI approach to structured sparse feedback design in linear control systems," in *European Control Conference*, pp. 833–838, IEEE, 2013.
- [21] N. K. Dhingra and M. R. Jovanović, "A method of multipliers algorithm for sparsity-promoting optimal control," in *Annual American Control Conference*, pp. 1942–1947, 2016.
- [22] S. H. Moghaddam and M. R. Jovanović, "Customized algorithms for growing connected resistive networks," *IFAC-PapersOnLine*, vol. 49, no. 18, pp. 968–973, 2016.
- [23] S. Boyd, L. El Ghaoui, E. Feron, and V. Balakrishnan, *Linear Matrix Inequalities in System and Control Theory*. SIAM, 1994.
- [24] W. M. Wonham, "Optimal stationary control of a linear system with state-dependent noise," *SIAM Journal on Control*, vol. 5, no. 3, pp. 486–500, 1967.
- [25] D. Kleinman, "Optimal stationary control of linear systems with control-dependent noise," *IEEE Transactions on Automatic Control*, vol. 14, no. 6, pp. 673–677, 1969.
- [26] E. Gershon, U. Shaked, and I. Yaesh, " \mathcal{H}_∞ control and filtering of discrete-time stochastic systems with multiplicative noise," *Automatica*, vol. 37, no. 3, pp. 409–417, 2001.
- [27] M. A. Rami, X. Chen, J. B. Moore, and X. Y. Zhou, "Solvability and asymptotic behavior of generalized Riccati equations arising in indefinite stochastic LQ controls," *IEEE Transactions on Automatic Control*, vol. 46, no. 3, pp. 428–440, 2001.
- [28] Y. Phillis, "Controller design of systems with multiplicative noise," *IEEE Transactions on Automatic Control*, vol. 30, no. 10, pp. 1017–1019, 1985.
- [29] L. Arnold, "Stochastic differential equations," *New York*, 1974.
- [30] L. El Ghaoui, "State-feedback control of systems with multiplicative noise via linear matrix inequalities," *Systems & Control Letters*, vol. 24, no. 3, pp. 223–228, 1995.
- [31] M. E. Ahsen, N. Challapalli, and M. Vidyasagar, "Two new approaches to compressed sensing exhibiting both robust sparse recovery and the grouping effect," *The Journal of Machine Learning Research*, vol. 18, no. 1, pp. 1745–1768, 2017.
- [32] M. A. Rami and X. Y. Zhou, "Linear matrix inequalities, riccati equations, and indefinite stochastic linear quadratic controls," *IEEE Transactions on Automatic Control*, vol. 45, no. 6, pp. 1131–1143, 2000.
- [33] Y. Guo and T. H. Summers, "A performance and stability analysis of low-inertia power grids with stochastic system inertia," in *Annual American Control Conference*, pp. 1965–1970, 2019.
- [34] D. J. Hill and I. M. Mareels, "Stability theory for differential/algebraic systems with application to power systems," *IEEE Transactions on Circuits and Systems*, vol. 37, no. 11, pp. 1416–1423, 1990.
- [35] J. Machowski, Z. Lubosny, J. W. Bialek, and J. R. Bumby, *Power System Dynamics: Stability and Control*. John Wiley & Sons, 2020.
- [36] R. D. Zimmerman, C. E. Murillo-Sánchez, and R. J. Thomas, "MATPOWER: Steady-state operations, planning, and analysis tools for power systems research and education," *IEEE Transactions on Power Systems*, vol. 26, no. 1, pp. 12–19, 2010.
- [37] M. ApS, "MOSEK optimization toolbox for MATLAB," *User's Guide and Reference Manual, Version*, vol. 4, 2019.
- [38] M. Grant and S. Boyd, "CVX: MATLAB software for disciplined convex programming, version 2.1," 2014.

APPENDIX: RESULTS FOR DISCRETE-TIME STOCHASTIC LINEAR SYSTEMS

In this appendix, we present the mean-square stability condition and the reformulation of the regularized LQRm problem for a discrete-time linear system with state-

input-dependent multiplicative noises. Consider a discrete-time stochastic linear system [23]:

$$x_{t+1} = \bar{A}_0 x_t + \bar{B}_0 u_t + \sum_{i=1}^k \bar{\sigma}_i \bar{A}_i x_t w_{it} + \sum_{j=1}^{\ell} \bar{\rho}_j \bar{B}_j u_t p_{jt}, \quad (14)$$

where $x_t \in \mathbb{R}^n$ denotes the state vector, $u_t \in \mathbb{R}^m$ denotes the control input vector. We use $w_{it} (i = 1, \dots, k)$ and $p_{jt} (j = 1, \dots, \ell)$ to denote the independent, identically random variables with

$$\begin{aligned} \mathbf{E}[w_{it}] &= 0, \quad \mathbf{E}[p_{jt}] = 0, \quad \mathbf{E}[w_{it}^2] = \bar{\sigma}_i^2, \quad \mathbf{E}[p_{jt}^2] = \bar{\rho}_j^2, \\ \mathbf{E}[w_{i_1,t} w_{i_2,t}] &= 0 \quad (i_1 \neq i_2), \quad \mathbf{E}[p_{j_1,t} p_{j_2,t}] = 0 \quad (j_1 \neq j_2), \end{aligned}$$

and

$$\begin{aligned} \mathbf{E}[w_{it} p_{jt}] &= 0, \\ \forall i, i_1, i_2 &= 1, \dots, k, \quad \text{and} \quad \forall j, j_1, j_2 = 1, \dots, \ell. \end{aligned}$$

The scale factors $\bar{\sigma}_i$ and $\bar{\rho}_j$ indicate the standard deviation which normalize w_{it} and p_{jt} with the unit variance. The constant system matrices are $\bar{A}_0 \in \mathbb{R}^{n \times n}$ and $\bar{B}_0 \in \mathbb{R}^{n \times m}$. The state dependent noise is allocated by matrix $\bar{A}_i \in \mathbb{R}^{n \times n}$, and the input dependent noise is allocated by matrix $\bar{B}_i \in \mathbb{R}^{n \times m}$. The system (14) is stabilizable via the state-feedback control $u_t = Kx_t$ if and only if there exists a matrix $X \in \mathbb{S}_{++}^n$ such that the following condition holds:

$$\begin{aligned} (\bar{A}_0 + \bar{B}_0 K)^\top X (\bar{A}_0 + \bar{B}_0 K) - X + \sum_{i=1}^k \bar{\sigma}_i^2 \bar{A}_i^\top X \bar{A}_i \\ + \sum_{j=1}^{\ell} \bar{\rho}_j^2 K^\top \bar{B}_j^\top X \bar{B}_j K < 0. \end{aligned}$$

We pre- and post-multiply the above inequality by $P = X^{-1}$ and introduce a new variable $Y = KP$, which leads to

$$\begin{aligned} (\bar{A}_0 P + \bar{B}_0 Y)^\top P^{-1} (\bar{A}_0 P + \bar{B}_0 Y) - P \\ + \sum_{i=1}^k \bar{\sigma}_i^2 P^\top \bar{A}_i^\top P^{-1} \bar{A}_i P + \sum_{j=1}^{\ell} \bar{\rho}_j^2 Y^\top \bar{B}_j^\top P^{-1} \bar{B}_j Y < 0. \end{aligned} \quad (15)$$

We then apply the Schur's Lemma on (15) and come to a LMI:

$$\begin{bmatrix} P & (\bar{A}_0 P + \bar{B}_0 Y) & \bar{Z} \\ (\bar{A}_0 P + \bar{B}_0 Y)^\top & P & 0 \\ \bar{Z}^\top & 0 & \bar{Z}_P \end{bmatrix} \succ 0, \quad (16)$$

where $\bar{Z} = [\bar{\sigma}_1 \bar{A}_1 P, \dots, \bar{\sigma}_k \bar{A}_k P, \bar{\rho}_1 \bar{B}_1 Y, \dots, \bar{\rho}_\ell \bar{B}_\ell Y]$ and

$$\bar{Z}_P = \text{blkdiag}(\underbrace{X, \dots, X}_{k+\ell}).$$

Equation (16) can replace the stability condition (4) in the row sparsity-promoting problem (5) and the column sparsity-promoting problem (6) when the system dynamic is given in the discrete-time domain. Similarly to (11), we present a relaxation of the regularized LQRm formulation for the

stochastic discrete linear system (14) to minimize the upper bound of LQRm cost:

$$\min_{Y, P, \kappa, \Pi} \quad \kappa + \gamma \|Y\|_{\text{reg}}, \quad (17a)$$

$$\text{subject to:} \quad \mathbf{Tr}(\Pi) \leq \kappa, \quad \begin{bmatrix} \Pi & \Sigma_0^{\frac{1}{2}} \\ \Sigma_0^{\frac{1}{2}} & P \end{bmatrix} \succeq 0, P \succ 0, \quad (17b)$$

$$\begin{bmatrix} P & (\bar{A}_0 P + \bar{B}_0 Y) & \bar{Z} & Y & P \\ (\bar{A}_0 P + \bar{B}_0 Y)^\top & P & 0 & 0 & 0 \\ \bar{Z}^\top & 0 & \bar{Z}_P & 0 & 0 \\ Y^\top & 0 & 0 & R^{-1} & 0 \\ P & 0 & 0 & 0 & Q^{-1} \end{bmatrix} \succ 0, \quad (17c)$$

where $\kappa \in \mathbb{R}$ and $\Pi \in \mathbb{R}^{n \times n}$ are the slack variables. The importance of sparsity is defined by γ . The initial state condition is $\mathbf{E}[x_0 x_0^\top] = \Sigma_0$ and the cost matrices Q and R are positive definite. The solution Y^* , P^* , Π^* and κ^* defines a sparse stabilizing law $K_{\text{sp}} = Y^* P^{*-1}$ and the upper bound of the LQRm cost $J^*(K) = \mathbf{Tr}(\Sigma_0 P^{*-1}) \leq \kappa^*$.