

One of Many: Assessing User-level Effects of Moderation Interventions on r/The_Donald

Amaury Trujillo, Stefano Cresci

Institute for Informatics and Telematics, National Research Council (IIT-CNR), Italy
via G. Moruzzi 1, 56124 Pisa, Italy
{amaury.trujillo, stefano.cresci}@iit.cnr.it

Abstract

Evaluating the effects of moderation interventions is a task of paramount importance, as it allows assessing the success of content moderation processes. So far, intervention effects have been almost solely evaluated at the aggregated platform or community levels. Here, we carry out a multidimensional evaluation of the *user level* effects of the sequence of moderation interventions that targeted r/The_Donald: a community of Donald Trump adherents on Reddit. We demonstrate that the interventions (i) strongly reduced user activity, (ii) slightly increased the diversity of the subreddits in which users participated, (iii) slightly reduced user toxicity, and (iv) led users to share less factual and more politically biased news. Importantly, we also find that interventions having strong community level effects also cause *extreme and diversified user level reactions*. Our results highlight that platform and community level effects are not always representative of the underlying behavior of individuals or smaller user groups. We conclude by discussing the practical and ethical implications of our results. Overall, our findings can inform the development of targeted moderation interventions and provide useful guidance for policing online platforms.

Introduction

For a few years now, online platforms have been facing public and governmental pressure to take action against online harms such as the spread of mis- and disinformation, and the rise of toxic and hateful speech. Platforms have responded to the growing pressure by deploying a multitude of moderation interventions, specific actions through which they intend to mitigate user misbehavior (Gillespie 2018). As recent examples, Reddit, Facebook, Instagram, and Twitter attached warning labels to posts presenting disputed information about COVID-19 and election results (Zannettou 2021; Krishnan et al. 2021), and banned toxic users and communities (Horta Ribeiro et al. 2021; Jhaver et al. 2021; Trujillo A. and Cresci 2022). On the one hand, these moderation interventions appear as reasonable solutions, representing initial countermeasures to many online harms, and serve as public evidence of the platforms’ willingness to tackle the issues they contributed to create. On the other hand, many of such interventions are applied light-mindedly and without proper

validation (Blaya 2019). Content moderation is still mostly expert-driven, the design of interventions is based on “common sense and intuition”, and progress is sought via trial-and-error rather than a rigorous scientific approach (Cresci, Trujillo A., and Fagni 2022). Consequently, the effectiveness of current content moderation strategies is largely open to question and the need for additional evaluation efforts is manifest (Singhal et al. 2022).

Evaluating the effects of moderation interventions is challenging. First, effects are *multidimensional*: they affect multiple facets of user behavior, such as news consumption, interests, community participation habits, and polarization (Trujillo A. and Cresci 2022). However, existing research has almost solely considered content *activity* and *toxicity* when evaluating intervention effects (Chandrasekharan et al. 2017, 2022; Jhaver et al. 2021; Saleem and Ruths 2018; Horta Ribeiro et al. 2021). Plenty of other dimensions are essentially unexplored, meaning that we currently only have a partial view of the full extent of the effects caused by moderation interventions. Second, intervention effects can be evaluated at *different levels*: from multiple or single platforms and communities, down to individual users. So far, all works that evaluated intervention effects did so at the platform or community levels. However, aggregated effects at these levels are the combination of many and potentially diverse effects at the user level. Hence, such aggregated effects might not be truly representative of the underlying behavior of individuals or smaller user groups (Foucault Welles 2014; Robertson 2022). Moreover, the same aggregated effect could be the result of multiple different distributions of user-level effects (Cresci, Di Pietro, and Tesconi 2019), each corresponding to a different practical situation. Knowledge of the fine-grained, user-level effects of moderation interventions could better inform the content moderation process and drive the development of more effective interventions (Cresci, Trujillo A., and Fagni 2022).

Contributions

Guided by these considerations, we carried out a fine-grained and multidimensional analysis of the *user level effects* of the sequence of moderation interventions that targeted r/The_Donald, the community of Donald Trump supporters on Reddit. Members of r/The_Donald were repeatedly denounced for toxicity, trolling, and harass-

ment (Flores-Saviaga, Keegan, and Savage 2018; Massachs et al. 2020). For these reasons, the subreddit was quarantined in June 2019, restricted in February 2020, and finally banned in June 2020 by Reddit administrators (Trujillo A. and Cresci 2022). Some works already provided results about the platform and community level effects of these interventions (Horta Ribeiro et al. 2021; Trujillo A. and Cresci 2022; Chandrasekharan et al. 2022). However, focusing for the first time on user level effects allows us to seek answers to the following relevant, yet unanswered, research questions:

- **RQ1:** *Are there differences between community and user level effects?* In other words: *Are the aggregated effects truly representative of the underlying user reactions to the moderation interventions?* Exploring the relationship between community and user level effects is crucial to assess the reliability of the former. In fact, depending on the distribution of user level effects, aggregated community effects could either follow or overshadow the reactions of a minority of fringe, deviant, or extreme users.
- **RQ2:** *Are user level reactions homogeneous or heterogeneous?* In other words: *Are there significant differences in the reactions that users manifest to a moderation intervention?* The existence of very heterogeneous user level effects could imply that different users manifest opposite effects to the same intervention. Therefore, answering this question is important to assess the extent to which current moderation interventions are capable of producing the desired outcome on all moderated users. Moreover, despite being statistically infrequent and non-representative of the general behavior, fringe, deviant, and extreme reactions can be particularly relevant in the context of content moderation.

Finally, we aim to cross-check and combine answers to both of the previous questions to explore the implications that the knowledge of user level effects have for the development of future moderation interventions and for content moderation at large.

Related Work

We first discuss works that assessed effects of moderation interventions at the platform and community levels, and which account for the vast majority of the literature on the subject. Then, we reconsider some studies in terms of their contributions towards understanding effects at the user level.

Effects at the platform and community levels

The body of work that is most similar to our present study is the one that evaluated the effects of moderation interventions on `r/The_Donald`. Trujillo A. and Cresci (2022) evaluated the whole sequence of interventions — i.e., quarantine, restriction, and ban — finding that all interventions greatly reduced the activity of the moderated users. However, this came at the expense of an overall increase in toxicity. They also concluded that the restriction had stronger effects platform-wise than the quarantine and that core users of `r/The_Donald` manifested more changes than the rest of users. Chandrasekharan et al.

(2022) evaluated the effects of Reddit’s quarantines on `r/The_Donald` and `r/TheRedPill`. They found that the quarantines made it more difficult for the moderated communities to attract new members, but that the overall degree of toxicity of their existing members remained mostly unaffected. Shen and Rosé (2022) studied Reddit’s quarantines of `r/The_Donald` and `r/ChapoTrapHouse` in terms of the changes they caused to the activity, visibility, and political discussion of the two communities. They found that the interventions had a homogenizing effect on participation but limited effects on the visibility of community-internal issues and political language. These previous works evaluated effects at the community-level. Instead, Horta Ribeiro et al. (2021) evaluated effects *across platforms*. They focused on users that migrated from `r/The_Donald` and `r/Incels` to `thedonald.win` and `incels.co` respectively, when the former Reddit communities got banned. Results highlighted that both bans markedly reduced user activity on the new platforms, but also that former users of `r/The_Donald` increased their toxicity and radicalization (Horta Ribeiro et al. 2021). Other related studies are those that evaluated the effects of moderation interventions on other Reddit communities. Chandrasekharan et al. (2017) and Saleem and Ruths (2018) investigated the bans that targeted `r/FatPeopleHate` and `r/CoonTown`. The analyses uncovered that many users left Reddit after the bans, and that those who remained significantly decreased their use of hate speech (Chandrasekharan et al. 2017). Interestingly, many `r/CoonTown` members moved to `r/The_Donald` after the bans, doubling their posting activity (Chandrasekharan et al. 2022).

The effectiveness of moderation interventions was also evaluated on Instagram and Twitter. Chancellor et al. (2016) and Gerrard (2018) studied the effects of the 2012 ban of pro-eating disorders tags on Instagram. Results showed that, despite the intervention, the problematic content kept on circulating on the platform, that users sharing such content quickly found alternative ways to identify other users with pro-eating disorders, and that Instagram’s recommendation system kept on suggesting problematic content (Gerrard 2018). Moreover, pro-eating disorders communities showed increased participation, toxicity, and support for self-harm after the intervention (Chancellor et al. 2016). In the context of evaluating deplatforming strategies, Jhaver et al. (2021) investigated the effects of Twitter’s banning of the controversial influencers Alex Jones, Milo Yiannopoulos, and Owen Benjamin. They found that the intervention reduced the number of Twitter conversations about all three influencers and that their supporters exhibited decreased activity and toxicity. However, in contrast to these aggregated results, they also found that a subset of users significantly increased activity and toxicity, and measured an increased prevalence of offensive ideas and conspiracy theories associated with the banned influencers (Jhaver et al. 2021).

The above discussion reveals a broad consensus that moderation interventions tend to reduce the *activity* of the moderated users (Chandrasekharan et al. 2017; Saleem and Ruths 2018; Chandrasekharan et al. 2022; Trujillo A. and Cresci 2022; Horta Ribeiro et al. 2021; Jhaver et al. 2021).

Regarding *toxicity* however, the results are still unclear and worthy of additional investigation. Some studies measured reduced hate speech following user and community bans (Chandrasekharan et al. 2017; Jhaver et al. 2021) while others found no effects at all (Chandrasekharan et al. 2022). More disturbingly, some even found increased toxicity after community bans (Chancellor et al. 2016; Horta Ribeiro et al. 2021; Trujillo A. and Cresci 2022) and other softer interventions (Katsaros, Yang, and Fratamico 2022). Overall, existing results highlight that oftentimes interventions cause a mixture of desired and undesired effects.

Towards effects at the user level

The previous analysis also highlights that, so far, effects of moderation interventions have been either assessed at the level of the platform- (Chancellor et al. 2016; Jhaver et al. 2021; Horta Ribeiro et al. 2021) or the community (Chandrasekharan et al. 2017; Saleem and Ruths 2018; Chandrasekharan et al. 2022; Trujillo A. and Cresci 2022). As such, we currently have very limited knowledge of user-level effects. Nonetheless, despite focusing on aggregated effects, some of the above works also provided incidental information about user-level reactions to moderation interventions. For example, Saleem and Ruths (2018) presented results of community-level effects as pre-post intervention scatter plots of user activity. Similarly, Trujillo M. et al. (2021) presented some results as scatter plots of user activity changes. A striking observation that arises from both studies is that user-level effects were very heterogeneous, as demonstrated by the large spread of points in the scatter plots. Yet, neither Saleem and Ruths nor Trujillo M. et al. devoted specific attention to this phenomenon, which is so far understudied. Nonetheless, it is interesting and relevant since it implies that the moderation interventions caused opposite effects in many users (e.g., some users decreased toxic speech, while others increased it), which has important implications for the development of future moderation interventions and for the policing of online platforms. Our present work contributes to filling this knowledge gap.

Dataset

For our study we utilize and enrich the dataset of core users (CUs) of *r/The_Donald* (TD) developed by Trujillo A. and Cresci (2022). The original dataset was obtained from Reddit’s archival data on Pushshift (Baumgartner et al. 2020) and is publicly available for research purposes.¹ In (Trujillo A. and Cresci 2022), CUs are defined as “those users who authored at least one post (i.e., either a submission or comment) a week, for the whole 30 weeks of the pre-quarantine period”. The dataset features 2,239 CUs and contains all of their public postings (i.e., submissions and comments) on Reddit, both within and without TD. Despite accounting for only circa 1% of TD’s users, CUs generated more than 40% of its content before the quarantine.

Our analyses covers the first two moderation interventions enforced on TD: the quarantine (Q) and the restriction (R).

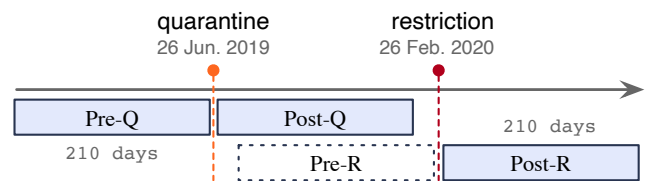


Figure 1: Timeline of the interventions on TD. Quarantine effects are assessed by comparing Pre-Q and Post-Q. Combined effects of the quarantine and restriction are assessed by comparing Pre-Q and Post-R.

We omit analyzing the ban since TD had already been inactive for several weeks because of the restriction when the ban occurred (Horta Ribeiro et al. 2021). Given that at the user level it is unwieldy to work with time series data on a daily or even weekly basis due to the high irregularity with which users create content on Reddit, we organize our data in pre-post intervention periods, as shown in Figure 1. We then evaluate the effects of the quarantine by comparing user behavior between the Pre-Q and Post-Q periods, and the combined effects of the quarantine and restriction by comparing user behavior between the Pre-Q and Post-R periods. For consistency with (Trujillo A. and Cresci 2022) and the definition of CUs, each period spans 210 days (30 weeks). The Pre-R period is not used since it overlaps for the most part (84%) with Post-Q. The Pre-Q, Post-Q, and Post-R periods contain respectively 3.32M, 2.51M, and 0.85M postings.

Methods

Our analyses do not aim to establish causal relationships between moderation interventions and user-level behavioral changes. Rather, we seek to describe the associations and significance between the two. Nevertheless, previous studies that used different quasi-experimental methods support the hypothesis that the interventions on TD indeed had causal effects at the community-level (Horta Ribeiro et al. 2021; Shen and Rosé 2022; Trujillo A. and Cresci 2022). Naturally, these effects are the result of changes made by individual users after the interventions.

Characterizing user behavior

We evaluate intervention effects in terms of the changes that the quarantine and restriction caused across multiple dimensions of user behavior. In addition to the widely-studied content *activity* and *toxicity*, we also evaluate possible effects on the *trustworthiness of the news* shared by users and on the *diversity of the subreddits* in which they participate.

Posting activity. We measured user-level posting activity as the number of postings (submissions and comments) published by a user in a given period.

Comment toxicity. Our indicator of toxicity is based on the severe toxicity score provided by the well-known Google Perspective API (Rieder and Skop 2021), which was in part trained based on Reddit comments.

Trustworthiness of shared news. To measure trustworthiness of news shared by users we used the scoring of news

¹<https://doi.org/10.5281/zenodo.6250576>

outlets by Media Bias/Fact Check (MBFC).² More specifically, we focused on the the user-level average political bias and factual reporting level of links shared by CUs. The former is measured with an ordinal five-item scale on the US political spectrum, while the latter by means of six ordinal scores ranging from *very low* to *very high* factuality. To obtain the most representative level of users on each feature, we used the user-median on the ordinal scales; in cases in which the median was fractional, we rounded towards the user-mean level.

Subreddit diversity. Subreddits represent communities with shared interests, values, and moderation practices (Weld, Zhang, and Althoff 2022). We are thus interested in studying if and how users changed their participation in subreddits across the platform, after the interventions. Furthermore, measuring diversity in participation is important, since lack of diversity is linked to the emergence of echo chambers (Matakos et al. 2020). We measure subreddit participation diversity in a given period via the Hill diversity index (Hill 1973), which extends and unifies various metrics traditionally used for diversity, including richness (the mere count of types), Shannon index (a measurement of entropy), and Gini-Simpson index (a probability). We adapt the Hill diversity to measure user participation in subreddits as:

$${}^qD = \left(\sum_{i=1}^S p_i^q \right)^{1/1-q}$$

where D is diversity; q is the order of the diversity (increasing q generally results in more weight given to abundant subreddits); S is the number of distinct subreddits (richness); and p_i is the relative abundance of subreddits i . When $q = 1$, the index 1D is called Hill-Shannon diversity because it is linked to the Shannon index H' , as $H' = \ln({}^1D)$. Herein we use 1D given its balance between rare and abundant subreddits, with values ranging from 1 when a given CU participates exclusively in a single subreddit, to richness S when there is an equal proportion among subreddits in which a user participates.

Quantifying effects

When presenting results, we use the median (\tilde{x}) to indicate the central tendency of a distribution; the median absolute deviation (MAD) to indicate the spread; Kendall’s τ coefficient for association significance between two dimensions; one-sided Wilcoxon signed-rank test (V) for paired data (of the same user) before and after intervention; and Wilcoxon-Mann-Whitney test for group independence (Z) between different groups of users. For the figures, we aimed to display all individual users while making evident the outliers, as these individuals can greatly influence the value of an indicator when measured at the community level. Naturally, this also extends to intervention effects, which we defined as changes in a dimension of user behavior between pre-post intervention periods.

Indicator of change. Changes in numeric variables are usually measured either in absolute or relative terms. However,

both have important limitations since absolute change by itself is seldom useful without a value of reference, whereas relative change ignores the magnitude of change and it is not antisymmetric. Logarithmic differences are an antisymmetric alternative, but they also ignore the magnitude of the change. For these reasons, usually both absolute change and relative change (or log differences) are used as indicators of change. Here, we utilize a single change indicator recently proposed by Brauen, Erpf, and Wasem (2020), which takes into account both magnitude and relative differences: the function $F_\lambda(a, b)$, with $\lambda \in [0, 1]$, a unitless antisymmetric indicator of the change experienced by a variable $x \in \mathbb{R}$ when passing from value a to b . It is defined as:

$$F_\lambda(a, b) = \begin{cases} \frac{b^{1-\lambda} - a^{1-\lambda}}{1 - \lambda} & \text{if } \lambda \neq 1 \\ \ln(b/a) & \text{if } \lambda = 1 \end{cases}$$

$F_\lambda(a, b)$ interpolates between absolute change ($\lambda = 0$) and logarithmic differences ($\lambda = 1$). For our analyses we use $\lambda = 1/2$ in order to interpolate midway between the two, with the indicator of change $F_{1/2}$ used herein being:

$$F_{1/2}(a, b) = \frac{\sqrt{b} - \sqrt{a}}{1/2}$$

Results

In the following paragraphs we present the results regarding the change of posting activity, subreddit diversity, and comment toxicity, as well as a description of the sharing of news outlets links in terms of factual reporting and political bias. In addition, based on the large decrease in posting activity, we also delve into an analysis of user account inactivation, i.e., the ceasing of all platform-wise activity, following the quarantine and the restriction. We will discuss these results and their implications in the subsequent section.

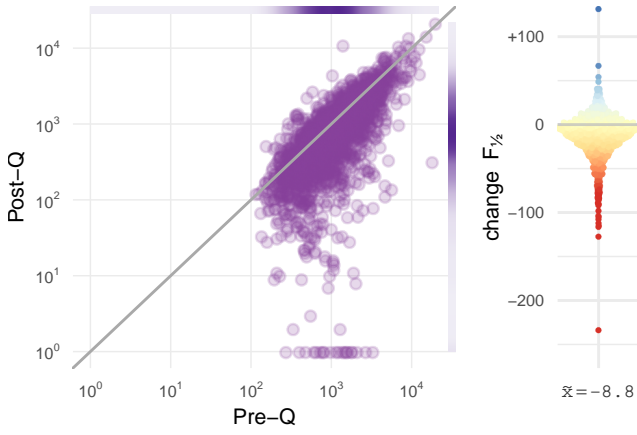
Since many users reduced or ceased their activity after the interventions or never shared a link to a news outlet present in MBFC, we could not compute all the indicators for every user and every period. Hence, when illustrating some indicators we report the number of users (n) involved in a particular analysis.

Posting activity

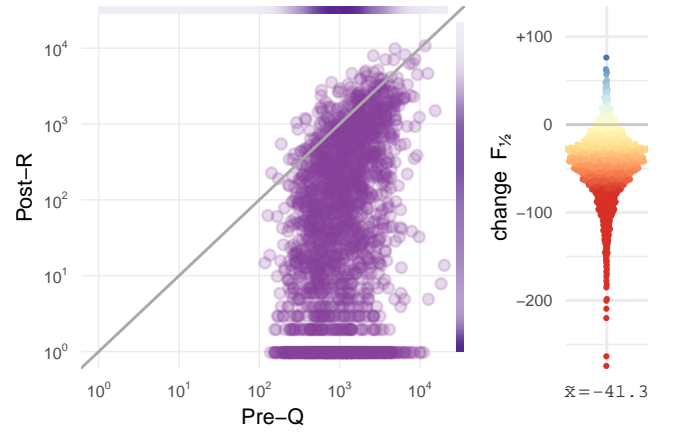
In aggregate, the median user activity before the quarantine (Pre-Q) was 1,051 postings (MAD=833). Median user activity decreased to 711 (MAD=682) in Post-Q and dropped to 51 (MAD=76) in Post-R, demonstrating the effectiveness of the two interventions at reducing user activity.

When analyzing effects at the user level, we see that the majority of users (72%) decreased their activity after the quarantine, with a median change $F_{1/2} = -8.8$ (MAD=15.8). Some users ($n = 18$) stopped posting altogether, as shown in Figure 2a. Some even manifested extreme activity changes. The user with the highest increase ($F_{1/2} = 131$) went from 1.4k postings in Pre-Q to 10.6k in Post-Q, whereas the one with the highest decrease ($F_{1/2} = -239$) went from 18k to 311.

²<https://mediabiasfactcheck.com/>



(a) User activity before and after the quarantine.



(b) User activity before the quarantine and after the restriction.

Figure 2: Platform-wise activity of all users around the quarantine (a) and both interventions (b). In the scatter plots, each dot represents a user and the axes represent the number of postings in the pre-post intervention periods. Dots below the main diagonal are users who decreased their activity and those above vice versa. Users who ceased activity are squished at the bottom. Marginal distributions are shown as density strips. In the adjacent univariate beeswarm plots, each dot represents a user, positioned and colored according to the value of their activity change $F_{1/2}$.

When considering both interventions (Figure 2b), 89% of the users decreased their activity, as demonstrated by the remarkable drop in $F_{1/2}$ ($\tilde{x} = -41.3$; $MAD = 26$). Moreover, a notable number of users ($n = 407$) ceased activity in Post-R. The beeswarm plot of Figure 2b shows the distribution of user level activity changes. In comparison with that of Figure 2a, we see that the sequence of both interventions had stronger effects ($\tilde{x} = -8.8$ vs $\tilde{x} = -41.3$) than the quarantine alone. Interestingly, we also note that the distribution of $F_{1/2}$ is much more spread out ($MAD = 26$ vs $MAD = 15.8$), with many users exhibiting massive changes in activity (both decreases and increases). In addition, although most users were consistent in their direction of change, some manifested contrasting changes. In detail, 42 users decreased activity after the quarantine, but increased it after the restriction, whereas 525 did the opposite. Finally, we measured no correlation between account age and activity, or change in activity, for each intervention, with τ being close to 0 and $p > .28$ in all cases.

Subreddit diversity

Overall, we measured a low median subreddit diversity in Pre-Q ($\tilde{x} = 2.8$; $MAD = 2.7$), meaning that the majority of users showed a strong preference for a very limited number of subreddits. As an example, 123 users (5% of the total) participated exclusively in TD during this period. These findings support the existence of echo chambers and, specifically, they contradict previous studies that reported no evidence of echo chambers among Reddit supporters of Donald Trump (De Francisci Morales, Monti, and Starnini 2021).

We measured a weak, yet significant, positive correlation between subreddit diversity and posting activity ($\tau = .18$; $p \ll .01$), as well as between diversity and account age ($\tau = .12$; $p \ll .01$). Interestingly, we note that the diversity for users who ceased activity after the restriction was sig-

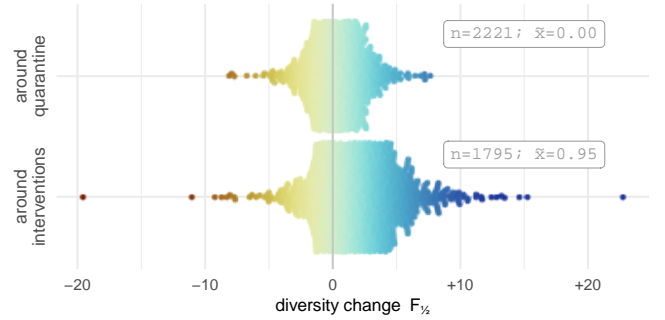


Figure 3: Change in subreddit diversity for active users. After both interventions, remaining users participated more in other subreddits (in many cases considerably much more).

nificantly lower ($Z = -11.10$; $p \ll .01$) with respect to that of the users who kept on posting on Reddit. In other words, the less diverse a user is in their subreddit participation habits, the more likely they are to stop activity on Reddit after the restriction. With reference to the 123 users who participated only in TD, 56 of them (46%) ceased activity in Post-R.

User level changes ($F_{1/2}$) in subreddit diversity can be computed only for those users who stayed active after one or both moderation interventions. For active users after the quarantine, we measured a balanced change in diversity ($\tilde{x} = 0$; $MAD = 0.54$), as shown in the top row of Figure 3. When considering both interventions we found a moderately positive ($\tilde{x} = .94$; $MAD = 1.86$) change in diversity, meaning that after the restriction active users participated in an increased number of subreddits. As visible from the bottom row of Figure 3, the majority of outliers also had positive changes. Indeed, the overall median diversity increased from 2.8 in Pre-Q to 6.7 ($MAD = 7.4$) in Post-R. These results are

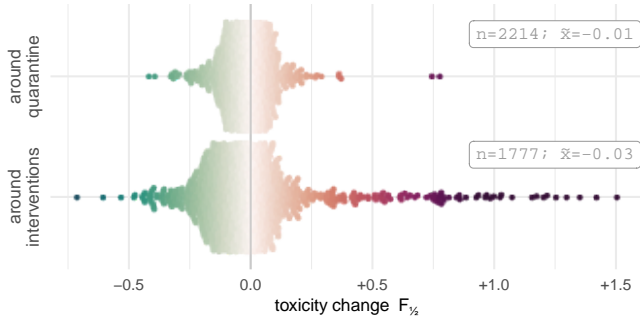


Figure 4: Change in comment toxicity for active users. Despite still being balanced in direction, after both interventions the change was asymmetrical, with many users remarkably increasing their toxicity.

consistent with work at the community level (Trujillo A. and Cresci 2022, §5.3.5).

Comment toxicity

In Pre-Q, we measured a median user toxicity score of .060 (MAD=.02), which decreased slightly but steadily both in Post-Q ($\tilde{x}=.058$; MAD=.02) and Post-R ($\tilde{x}=.052$; MAD=.02). As shown in the top row of Figure 4, user level changes in toxicity after the quarantine were mostly symmetrical and concentrated in the region of $F_{1/2} = 0$, meaning that the vast majority of users only manifested minor changes and that users who increased their toxicity were counterbalanced by a similar number of users who decreased it. Nonetheless, the figure also shows a couple of outlier users (dark-colored) who increased their toxicity substantially ($F_{1/2} \simeq 0.75$).

Conversely, considering both interventions surfaces important differences between the effects manifested by the majority of the users and those manifested by the outliers. In fact, the majority of users slightly decreased their toxicity after the restriction, as demonstrated by a median $F_{1/2} = -0.03$. At the same time, the bottom row of Figure 4 shows that a significant number of users diverged from the bulk of the distribution. The majority of such divergent users manifested strong increases in toxicity, while a minority manifested moderate decreases. In other words, this result highlights that, when evaluated at the community level, the restriction caused a slight toxicity decrease. However, the user level analysis reveals that a significant number of users *strongly increased their toxicity*, in spite of the opposite community effect. Incidentally, at the community level there was a surge in toxicity around the beginning of the George Floyd protests (Trujillo A. and Cresci 2022, §5.3.2), thus it is likely that the outliers who increased their toxicity did so due to these events. This an example of an exogenous event that can render more challenging the study of causality between intervention effects and changes in user behavior. There was no significant correlation between the number of comments and the toxicity of users in any of the three periods ($\tau \approx .01$; $p > .14$). In Pre-Q, there was a very weak significant negative correlation between subreddit diversity and

	<i>periods</i>			
	Pre-Q / Post-Q		Pre-Q / Post-R	
	\tilde{x}	MAD	\tilde{x}	MAD
posting activity	-8.8	15.8	-41.3	25.9
subreddit diversity	+0.005	.535	+9.46	1.856
comment toxicity	-.006	.037	-.026	.079

Table 1: User-level median and spread values of behaviour change indicators $F_{1/2}$.

toxicity ($\tau = -0.09$; $p \ll .01$), meaning that users with less diverse subreddit participation habits had a slight tendency to be more toxic. Table 1 contains a summary of the change indicators of user-level posting activity, subreddit diversity, and comment toxicity.

Trustworthiness of shared news

For the three periods of interest (Pre-Q, Post-Q, and Post-R) there was a total of 372k submissions. Circa 220k submissions had an external link (i.e., pointing outside of Reddit), with 23k of links pointing to a news outlet contained in the MBFC repository. The vast majority of these links pointed to news outlets labeled as questionable sources (64%) or as politically biased (32%). The rest of the links (4%) pointed to news outlets classified as either satire, conspiracy/pseudoscience, or pro-science.

To investigate intervention effects on the factuality of the shared news, we associated each user to a factual reporting score from MBFC. For each user, the factuality score is computed as the median of the factuality scores of the news outlets that the user linked in its submissions. Figure 5 shows, for each period, the relationship between user factuality scores and the number of shared links. This analysis allows evaluating whether users sharing more or less factual news are more or less vocal than others. In addition, it also allows assessing whether the moderation interventions on TD altered this relationship in some way. Throughout all three periods the most common user factuality score was *low*, as shown in Figure 5 (orange-colored distributions). Users sharing *low* factuality news accounted for 48% of all users in Pre-Q, 51% in Post-Q, and 71% in Post-R, demonstrating a steady increase. The second most common factuality score was *mixed*, which went from 46% in Pre-Q, to 42% in Post-Q, and 22% in Post-R. The combination of the remaining scores accounted for $\leq 7\%$ of users in all three periods. This analysis highlights that the sequence of interventions on TD pushed a significant fraction of users to share relatively less factual news (i.e., from *mixed* to *low* factuality). When considering the number of shared links per user, we observe that the most vocal users are those with a *mixed* factuality score. This is reflected in Figure 5 by the spread and the outliers of the yellow-colored distributions. This phenomenon is mostly visible in Post-R, where the top-5 link sharers (representing 0.6% of the 878 active users) all had *mixed* factuality and published more than a thousand posts each, producing 28% of all the links shared in that period.

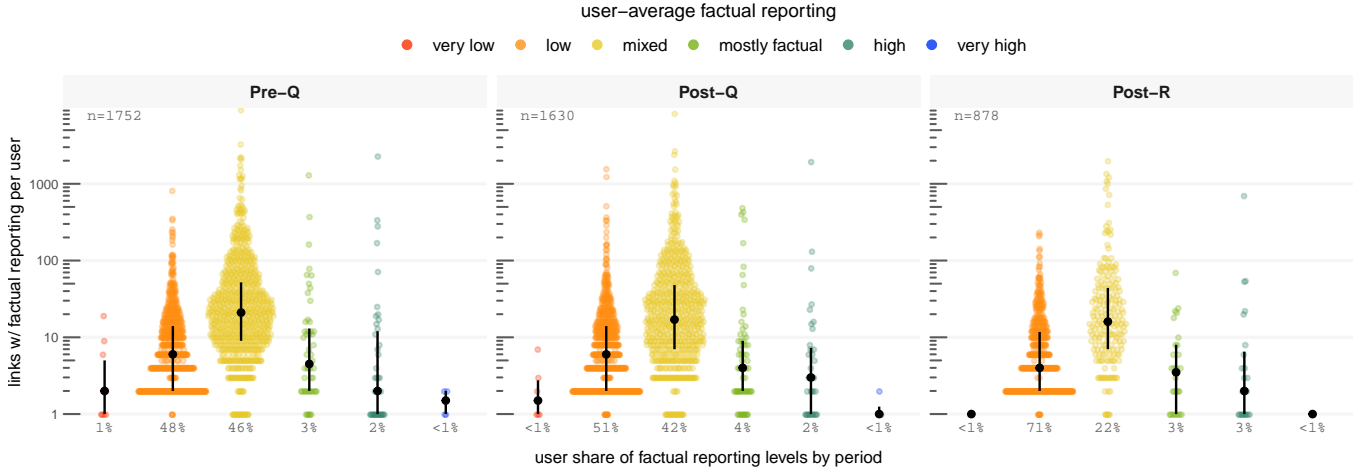


Figure 5: User-average factual reporting level of shared news outlets. Each dot represents a user, colored based on their most representative level and positioned according to the number of news links shared. Percent values represent the proportion of users with an average factuality level for a given period level. Medians and interquartile ranges are shown in black.

We repeated this analysis also for the political bias of the shared news. Perhaps surprisingly, Figure 6 shows that the majority of users had a median *left-center* (light-blue) political bias. They accounted for 31% of all users in Pre-Q, 28% in Post-Q, and 44% in Post-R. Regarding extremely biased users, we note a strong prevalence of *right* biased users in all three periods, accounting for 20% of all users in Pre-Q, 22% in Post-Q, and 16% in Post-R. *Left* biased users always accounted for $\leq 3\%$ of all users. The analysis of most vocal users reveals an interesting trend. In all three periods, the users that shared the largest number of links always laid at the right side of the political spectrum, as shown by the fat tails, and by the presence of many outliers, in the distributions of the user with *right-center* and *right* political bias. As already observed for factual reporting, this phenomenon is particularly prevalent in Post-R. As visible from the right-most panel of Figure 6, the more biased towards the right a user is, the more vocal they are. As an example, the top-2 users who shared the most links in Post-R, respectively 696 and 643 links, are *right* biased and accounted for 25% of all links shared in that period. This phenomenon is also visible in Table 2, which reports the percentage of links shared for each class of political bias, in each period. Notably, the sum of the *right-center* and *right* biased links accounted for 49.9% of all links in Pre-Q, 65.7% in Post-Q, up to 68.8% in Post-R, demonstrating that the moderation interventions on TD caused a progressive polarization of the affected users. The percentage of *left-center* and *left* biased links remained roughly the same throughout the three interventions, while *least biased* links decreased steadily.

User account inactivation

Due to the important reduction in active users, we delved into the effects of the interventions on user account inactivations. To this end, we collected additional data corresponding to the CUs activity during an auxiliary period covering 30 weeks following the end of Post-R (i.e., 65 weeks af-

user-average bias	link share (%)		
	Pre-Q	Post-Q	Post-R
left	1.6	0.2	0.9
left-center	16.2	14.5	16.2
least biased	32.3	19.6	14.1
right-center	18.0	28.8	34.8
right	31.9	36.9	34.0

Table 2: Link share of politically biased news links by user-average bias. For each successive period the share of links by users who publish mainly right-leaning outlets increases.

ter quarantine). We then derived the last date in which a user published a posting in Reddit during this extended time frame of 95 weeks. Finally, we defined as *inactive users* those whose last posting date was within the 65 weeks following the quarantine, up to the end of the Post-R period, as depicted in Figure 7.

At the platform level, we identified three kinds of user account inactivations: abandoned, deleted, and suspended. In an *abandoned* account a user simply stopped posting content to the platform. In a *deleted* account the user deliberately inactivated their account via the platform. In that case it can't be reactivated, their username becomes unavailable, and they lose access to their account and posting history, and all postings are disassociated from the user but remain on the platform. If the user would like to delete the contents of the postings, they would need to do so prior to account deletion. In a *suspended* account, a Reddit administrator has forcefully shut the account, following violations of the platform's policies. To derive the account status of all CUs, we used the official Reddit API.

During the 65 weeks after quarantine, there were 1,121 account inactivations, slightly more than half of the initial core users, with 691 (62%) being abandoned, 348 (31%)

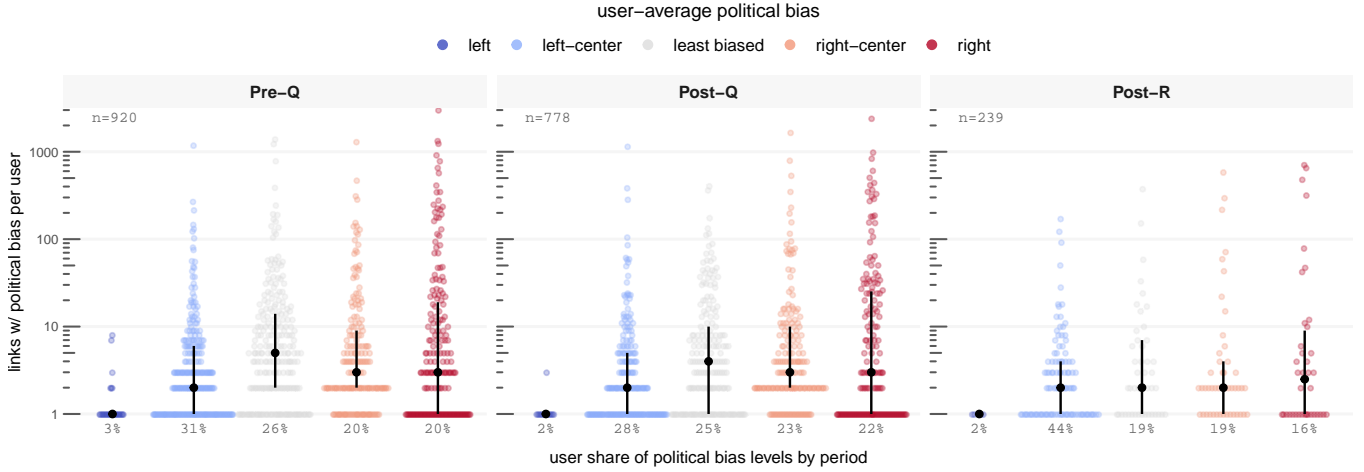


Figure 6: User-average political bias level of shared news outlets. Each dot represents a user, colored based on their most representative level and positioned according to the number of news links shared. Percent values represent the proportion of users with an average bias level for a given period level. Medians and interquartile ranges are shown in black.

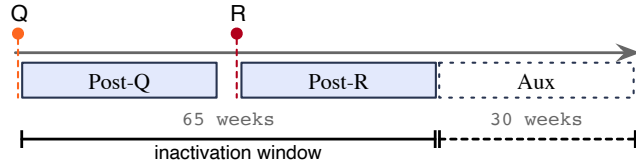


Figure 7: We marked as *inactivations* those users who last posted content within the 65 weeks after the quarantine (Q), taking also into account activity within an auxiliary period of 30 weeks beyond the period after restriction (R).

deleted, and 82 (7%) suspended. As shown in Figure 8, most of the inactivations (62%) occurred within the 30 weeks of the Post-R period, mostly in the few weeks after the restriction. Regarding the Post-Q period, interestingly most inactivations occurred after the launch of the forum `thedonald.win` by former members of TD, most likely due to the migration of many of the subreddit users to the newly created platform (Horta Ribeiro et al. 2021). In addition, in contrast to the trend of most of the time frame, upon launch of the forum, most inactivations were in the form of deleted accounts instead of abandoned ones, with 43% and 39% respectively in the following month.

During the Pre-Q period, inactivated users published less postings, both by total of postings (1.59M vs 1.73M) and by user-level median (980 vs 1,109), with the latter being a significant difference ($Z = -3.84$; $p < .01$). Concerning subreddit diversity, inactivated users were also less diverse ($\tilde{x} = 1.73$; $MAD = 1.08$) compared to remaining users ($\tilde{x} = 4.73$; $MAD = 4.86$). The difference is statistically significant ($Z = -17.3$; $p \ll .01$). For comment toxicity, on the other hand, there was significant higher toxicity ($Z = 6$; $p \ll .01$) among inactivates users ($\tilde{x} = .063$; $MAD = .02$) compared to the remaining active users ($\tilde{x} = .057$; $MAD = .02$). With regards to the trustworthiness of shared news, we used the

Cochran–Armitage test (Z_C) to check for significant differences in user-average factual reporting and political bias by inactivation status. In general, remaining active users shared content leaning to the left of the US political spectrum compared to inactivated users ($Z_C = -3.1$, $p < .01$). At the same time, remaining users shared news from sources with lower factuality compared to inactivated users ($Z_C = -2.8$, $p < .01$).

Discussion

Our analyses provide novel and nuanced insights into the effects that the quarantine and the restriction had on the core users of TD. Overall, the two interventions had comparable effects, although with different magnitudes. In particular, at the user level both the quarantine and the restriction: (i) strongly reduced user activity, (ii) slightly increased the diversity of the subreddits in which users participated, (iii) very slightly reduced user toxicity, and (iv) led users to share less factual and more politically biased news, especially towards the right side of the political spectrum. For each of these effects, we found that the restriction had a stronger impact than the quarantine. These user-level results effects mostly confirm previous ones obtained at the community level of the same moderation interventions (Horta Ribeiro et al. 2021; Chandrasekharan et al. 2022; Trujillo A. and Cresci 2022; Shen and Rosé 2022).

RQ1: community versus user level effects. In addition, our analyses also allow to investigate the fine-grained user level dynamics that led to the emergence of the community-level effects reported in previous works. A novel finding of our work is that, for each intervention and for each dimension of user behavior, there were outliers who manifested exaggerated effects and that significantly deviated from the average community reactions. The fact that a minority of outliers manifested effects that were several times stronger than those of the other users, implies that aggregated community level effects can be strongly influenced by the be-

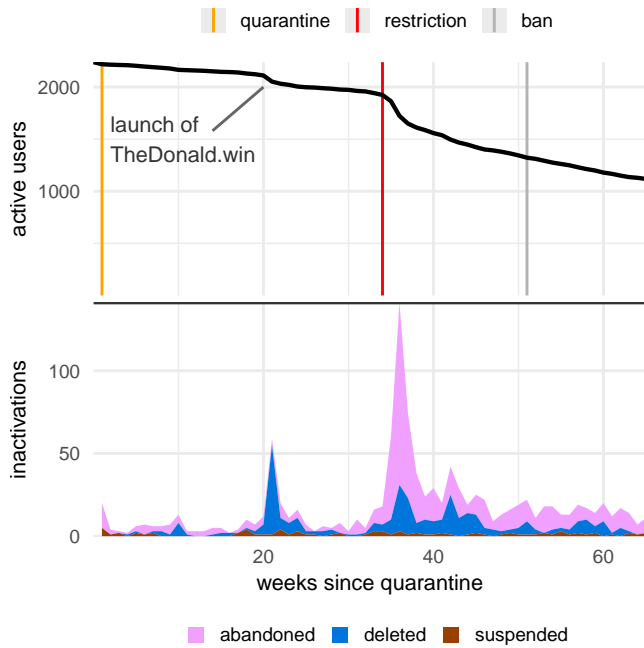


Figure 8: Time series of remaining active core users (top line chart) and corresponding user account inactivations (bottom area chart) after the quarantine and restriction. For completeness, we also include the ban, which did not have a visible effect on inactivations, unlike the launch of the forum TheDonald.win by former members of the subreddit.

havior of a minority of users. This implies that care should be taken when evaluating intervention effects exclusively at the platform or community level, as done in the majority of existing works (Chancellor et al. 2016; Jhaver et al. 2021; Horta Ribeiro et al. 2021; Chandrasekharan et al. 2017; Saleem and Ruths 2018; Chandrasekharan et al. 2022; Trujillo A. and Cresci 2022). In fact, depending on the underlying distribution of user level effects, aggregated intervention effects might be weakly representative of the general user-level behaviors, being strongly dependent on the behavior of a handful of outliers. Or conversely, community effects could overshadow and conceal the behavior of some user minorities. The former scenario is well documented in the literature about online harms, where it is typical for a minority of fringe users to be responsible for the majority of the harms (Zannettou et al. 2020; Robertson 2022). Instead, the latter possibility relates to Foucault Welles’ case for *making Big Data small*, in that platform and community effects could “silence [minorities and outliers] through statistical aggregation” (Foucault Welles 2014). In any case, our results suggest that increased attention should be devoted to the user level effects of moderation interventions, and demand additional efforts for their measurement.

RQ2: heterogeneous user level effects. Our results also highlighted that the presence of outliers and fat tailed or highly skewed distributions of user level effects were more prominent after the restriction and less so after the quarantine. In our quantitative results, this is demonstrated by

larger MAD values for the effects of the restriction than for those of the quarantine. Combined with previous findings, this important result tells us that the restriction had stronger effects overall, but also that it caused *more extreme and diversified user reactions*. This finding has important practical and ethical implications for the policing of online platforms. Indeed, we showed that the choice of a moderation intervention can affect the balance between the effectiveness of the intervention at large and the extreme, and possibly undesired, deviations it might cause to the behavior of some users. A prime example are the different rates at which users ceased to use their account (be it for abandonment, deletion, or suspension) after interventions or external events linked to the interventions, such as the creation of a more polarized or less moderated alternative online space. For the future, moderators and platform administrators should be aware of this issue and should account for both community and user level reactions when deciding on the enforcement of a moderation intervention. From an ethical standpoint, our results call for renewed attention on the delicate balance between *common* versus *minority* good (Andre and Velasquez 1992). Scholars and practitioners are now faced with the question as to whether it is right to risk causing serious harm to a minority of deviant users, in order to obtain a mild benefit for the larger community.

Content moderation: the way ahead. The results presented herein also have important implications for the design and deployment of future moderation interventions. Specifically, we showed that each intervention, independently of the type and magnitude of its effects, caused *diverse user reactions*. In other words, different users reacted differently to the same interventions. The existence of these heterogeneous reactions, which we measured empirically, is consistent with relevant theories from the social and cognitive sciences. These posit that user reactions to moderation interventions and other persuasive efforts are based on each user’s individual characteristics and on the context of the moderation (Williams, Beardmore, and Joinson 2017; Molina and Sundar 2022). Both these theories and our present results suggest that it is unlikely for a single moderation intervention to produce the desired effects (e.g., toxicity reduction) for *all* moderated users. On the contrary, developing *diversified* interventions that account for individual and contextual characteristics could lead to more effective and user-centered content moderation processes. For example, with respect to our previous discussion on minorities and outliers, future research could aim at designing moderation interventions that are capable of reaching community goals without sacrificing those of the individual users. To this end, our results support the recent experimentation with diversified moderation interventions (Bilewicz et al. 2021) and the proposal of *personalized content moderation* (Cresci, Trujillo A., and Fagni 2022).

Conclusions

We evaluated the effects that the quarantine and the restriction had on the core users of `r/TheDonald`. Differently from previous work, we assessed effects at the *user level*, finding that the interventions produced multiple desired out-

comes, including the reduction of user activity and toxicity, and the increase in the diversity of the subreddits in which users participated. However, both interventions also produced some undesired effects, as they led users to share less factual and more politically biased news. Our results also highlighted that the interventions that appear as overall more effective (i.e., that produce stronger effects) also cause more diverse user reactions. We conclude that platform and community level effects are not always representative of the underlying behavior of individuals or smaller user groups. We discussed the practical and ethical implications of our findings, which motivate future research and experimentation on diversified and personalized content moderation. In addition, the existence of very diverse user reactions bears the question as to why such differences exist in the first place, and what are the characteristics that differentiate users who react differently. Providing answers to these questions represent promising directions for future work and experimentation.

Ethics Statement

We strongly believe that this work will have a positive broader impact on the policing of online platforms by providing novel and valuable findings for informing future content moderation decisions. Part of our results showed that certain moderation interventions can radicalize a minority of the moderated users. We discussed the ethical implications of these results, including the need to carefully balance the risk of causing harms to minorities in pursuit of benefits for the larger community.

This work is entirely based on public Reddit data, which was enriched with indicators of toxicity, and news links political bias and factuality. Given the sensitive information about user activities, the main ethical risk of this work is the potential deanonymization of the dataset. We mitigated this risk by pseudonymization. In addition, we remark that the base dataset that we used fully abides by the FAIR principles, since it is published in an interoperable and machine-readable format, and under a reusable license. Further, it is indexed on the reference platform Zenodo, with an associated DOI.

References

- Andre, C.; and Velasquez, M. 1992. The common good. *Issues in Ethics*, 5(2).
- Baumgartner, J.; Zannettou, S.; Keegan, B.; Squire, M.; and Blackburn, J. 2020. The Pushshift Reddit dataset. In *AAAI ICWSM*.
- Bilewicz, M.; Tempuska, P.; Leliwa, G.; Dowgiallo, M.; Tan-ska, M.; Urbaniak, R.; and Wroczynski, M. 2021. Artificial intelligence against hate: Intervention reducing verbal aggression in the social network environment. *Aggressive Behavior*, 47(3).
- Blaya, C. 2019. Cyberhate: A review and content analysis of intervention strategies. *Aggression and Violent Behavior*, 45.
- Brauen, S.; Erpf, P.; and Wasem, M. 2020. On absolute and relative change. arXiv:2011.14807.
- Chancellor, S.; Pater, J. A.; Clear, T.; Gilbert, E.; and De Choudhury, M. 2016. #thyghgapp: Instagram content moderation and lexical variation in pro-eating disorder communities. In *ACM CSCW*.
- Chandrasekharan, E.; Jhaver, S.; Bruckman, A.; and Gilbert, E. 2022. Quarantined! Examining the effects of a community-wide moderation intervention on Reddit. *ACM TOCHI*, 29(4).
- Chandrasekharan, E.; Pavalanathan, U.; Srinivasan, A.; Glynn, A.; Eisenstein, J.; and Gilbert, E. 2017. You can't stay here: The efficacy of Reddit's 2015 ban examined through hate speech. In *ACM CSCW*.
- Cresci, S.; Di Pietro, R.; and Tesconi, M. 2019. Semantically-aware statistical metrics via weighting kernels. In *IEEE DSAA*.
- Cresci, S.; Trujillo A.; and Fagni, T. 2022. Personalized interventions for online moderation. In *ACM HT*.
- De Francisci Morales, G.; Monti, C.; and Starnini, M. 2021. No echo in the chambers of political interactions on Reddit. *Scientific reports*, 11(1).
- Flores-Saviaga, C.; Keegan, B.; and Savage, S. 2018. Mobilizing the Trump train: Understanding collective action in a political trolling community. In *AAAI ICWSM*.
- Foucault Welles, B. 2014. On minorities and outliers: The case for making Big Data small. *Big Data & Society*, 1(1).
- Gerrard, Y. 2018. Beyond the hashtag: Circumventing content moderation on social media. *New Media & Society*, 20(12).
- Gillespie, T. 2018. *Custodians of the Internet: Platforms, Content Moderation, and the Hidden Decisions That Shape Social Media*. Yale University Press.
- Hill, M. O. 1973. Diversity and evenness: A unifying notation and its consequences. *Ecology*, 54(2).
- Horta Ribeiro, M.; Jhaver, S.; Zannettou, S.; Blackburn, J.; Stringhini, G.; De Cristofaro, E.; and West, R. 2021. Do platform migrations compromise content moderation? Evidence from r/The_Donald and r/Incels. In *ACM CSCW*.
- Jhaver, S.; Boylston, C.; Yang, D.; and Bruckman, A. 2021. Evaluating the effectiveness of deplatforming as a moderation strategy on Twitter. In *ACM CSCW*.
- Katsaros, M.; Yang, K.; and Fratamico, L. 2022. Reconsidering tweets: Intervening during tweet creation decreases offensive content. In *AAAI ICWSM*.
- Krishnan, N.; Gu, J.; Tromble, R.; and Abroms, L. C. 2021. Research note: Examining how various social media platforms have responded to COVID-19 misinformation. *HKS Misinformation Review*, 2(6).
- Massachs, J.; Monti, C.; Morales, G. D. F.; and Bonchi, F. 2020. Roots of Trumpism: Homophily and social feedback in Donald Trump support on Reddit. In *ACM WebSci*.
- Matakos, A.; Aslay, C.; Galbrun, E.; and Gionis, A. 2020. Maximizing the diversity of exposure in a social network. *IEEE TKDE*.

- Molina, M. D.; and Sundar, S. S. 2022. Does distrust in humans predict greater trust in AI? Role of individual differences in user responses to content moderation. *New Media & Society*.
- Rieder, B.; and Skop, Y. 2021. The fabrics of machine moderation: Studying the technical, normative, and organizational structure of Perspective API. *Big Data & Society*, 8(2).
- Robertson, R. 2022. Uncommon yet consequential online harms. *Journal of Online Trust and Safety*, 1(3).
- Saleem, H. M.; and Ruths, D. 2018. The aftermath of disbanding an online hateful community. arXiv:1804.07354.
- Shen, Q.; and Rosé, C. P. 2022. A tale of two subreddits: Measuring the impacts of quarantines on political engagement on Reddit. In *AAAI ICWSM*.
- Singhal, M.; Ling, C.; Kumarswamy, N.; Stringhini, G.; and Nilizadeh, S. 2022. SoK: Content moderation in social media, from guidelines to enforcement, and research to practice. arXiv:2206.14855.
- Trujillo A.; and Cresci, S. 2022. Make Reddit Great Again: Assessing community effects of moderation interventions on r/The_Donald. In *ACM CSCW*.
- Trujillo M.; Rosenblatt, S.; de Anda Jáuregui, G.; Moog, E.; Samson, B. P. V.; Hébert-Dufresne, L.; and Roth, A. M. 2021. When the echo chamber shatters: Examining the use of community-specific language post-subreddit ban. In *WOAH*.
- Weld, G.; Zhang, A. X.; and Althoff, T. 2022. What makes online communities ‘better’? Measuring values, consensus, and conflict across thousands of subreddits. In *AAAI ICWSM*.
- Williams, E. J.; Beardmore, A.; and Joinson, A. N. 2017. Individual differences in susceptibility to online influence: A theoretical review. *Computers in Human Behavior*, 72.
- Zannettou, S. 2021. “I Won the Election!”: An empirical analysis of soft moderation interventions on Twitter. In *AAAI ICWSM*.
- Zannettou, S.; ElSherief, M.; Belding, E.; Nilizadeh, S.; and Stringhini, G. 2020. Measuring and characterizing hate speech on news websites. In *ACM WebSci*.