

Minimalistic Collective Perception with Imperfect Sensors

Khai Yi Chin

Dept. of Robotics Engineering
Worcester Polytechnic Institute,
Worcester, MA, USA
kchin@wpi.edu

Yara Khaluf

Dept. of Social Sciences
Wageningen University & Research
Wageningen, NL
yara.khaluf@wur.nl

Carlo Pinciroli

Dept. of Robotics Engineering
Worcester Polytechnic Institute,
Worcester, MA, USA
cpinciroli@wpi.edu

Abstract—Collective perception is a foundational problem in swarm robotics, in which the swarm must reach consensus on a coherent representation of the environment. An important variant of collective perception casts it as a best-of- n decision-making process, in which the swarm must identify the most likely representation out of a set of alternatives. Past work on this variant primarily focused on characterizing how different algorithms navigate the speed-vs-accuracy tradeoff in a scenario where the swarm must decide on the most frequent environmental feature. Crucially, past work on best-of- n decision-making assumes the robot sensors to be perfect (noise- and fault-less), limiting the real-world applicability of these algorithms. In this paper, we derive from first principles an optimal, probabilistic framework for minimalistic swarm robots equipped with flawed sensors. Then, we validate our approach in a scenario where the swarm collectively decides the frequency of a certain environmental feature. We study the speed and accuracy of the decision-making process with respect to several parameters of interest. Our approach can provide timely and accurate frequency estimates even in presence of severe sensory noise.

I. INTRODUCTION

Constructing a coherent representation of the environment is a fundamental problem in collective robotics. From high-level representations, such as those yielded through cooperative mapping [1], down to more basic representations, such as those that involve best-of- n decisions, the accuracy of the result and the speed to achieve it are critical metrics for success. An important niche in this problem is that of swarms formed by *minimalistic* individuals, defined by the severely limited capabilities in terms of storage, computational capabilities, and communication bandwidth. Minimalistic robots often display high levels of sensory noise, which further complicate the construction of coherent shared environment representations.

In this paper, we focus on a collective perception problem cast as a best-of- n decision-making process. Inspired by Valentini *et al.* [2] and Ebert *et al.* [3], we consider an environment with a binary feature (*i.e.*, black or white floor tiles) appearing with different frequencies. Using local sensing and communication, the robots must collectively decide which feature is more frequent in the environment (see Fig. 1). Past work on this variant of collective perception assumes perfect sensing, focusing on the speed-vs-accuracy tradeoff afforded by different algorithms.

The key novelty in our problem statement is that we assume the sensors to be *imperfect*, *i.e.*, to provide a wrong reading with a certain non-zero probability. This could happen because of noise, faults, or as a result of ill-trained neural network

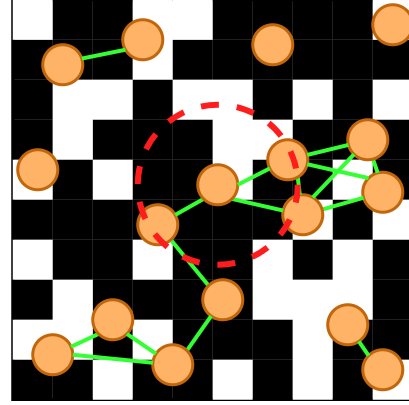


Fig. 1: Environment setup for best-of- n collective perception shown in. The orange circles indicate moving robots while the green lines indicate communication links. The red dotted line around a robot denotes the communication neighborhood of that robot.

classifiers. We derive a collective decision-making algorithm from first principles, which consists of three components: (i) The robots calculate an optimal *local estimate*, using only their local sensor readings; (ii) The robots exchange local estimates with their neighbors, and aggregate them into a *social estimate*; (iii) Each robot produces an *informed estimate* by combining its local and social estimates in an iterative optimization process. The informed estimates are used by the robots as the most accurate estimates of the frequency of the feature in the environment.

We study the effectiveness of our approach considering several parameters of interest: the number of robots, the density of robots in the environment, the accuracy of the sensors, and the communication topology of the robots. Results show that our collective decision-making approach offers robustness to extreme levels of sensor inaccuracy across a wide spectrum of parameter settings. Remarkably, this is produced by an algorithm with minimal requirements in terms of on-board memory ($O(1)$), computational capabilities ($O(1)$), and bandwidth ($O(1)$).

II. RELATED WORK

The problem of collective perception has received a wide attention in the swarm intelligence literature in both biological and artificial swarm systems [4], [5]. Best-of- n decisions are commonly used to formulate collective decision-making where

the options have different qualities. In Valentini *et al.* [2], presented with an environment with black and white floor tiles, the robots must establish which tile color appear more frequently. Reina *et al.* [6] propose a framework for best-of- n problems that enables engineers to move from the parameters of the emergent behavior at the macroscopic level down to the design and implementation of the individual behavior at the microscopic level. Most best-of- n studies consider a binary decision problem; however, works exist that tackle more than 2 options [7], [8].

The most similar work to the present study is done by Ebert *et al.* [3], who tackled the same color-based best-of-2 decision problem as [2]. The authors proposed a Bayesian approach that provides probabilistic guarantees on the accuracy of the final decision, at the expense of longer times to reach a collective decision. An extension to this approach was devised by Shan *et al.* [9]. More recently, Pfister *et al.* [10] extended [3] to consider changing floor patterns.

The works cited so far assume the information collected by the robots to always be accurate. There has been recent interest in scenarios in which a subset of robots is inaccurate, unreliable, or outright malicious in a swarm of otherwise reliable ones. Crosscombe *et al.* [11] propose a 3-state voter model that allows the robots to deal with a subset of unreliable individuals with comparable computational complexity to our approach. Based on the concept of r -robustness, LeBlanc *et al.* [12] designed behaviors resilient to a predetermined maximum number of inaccurate individuals [13], [14], [15]. While r -robustness offers strong theoretical guarantees, these algorithms scale poorly with the size of the swarm. Strobel *et al.* [16], [17] used a blockchain to counteract the presence of a significant portion of Byzantine individuals in the swarm, which share maliciously incorrect information to thwart the decision process. However, blockchain requires considerable computational resources. To our knowledge, our work is the first to consider an entire swarm of inaccurate individuals in a best-of- n decision problem.

III. METHODOLOGY

A. Problem Formulation

Our problem setup is the same as that proposed by the seminal work of Valentini *et al.* [2] and it is visually depicted in Fig. 1. A swarm of N robots is deployed in a square environment. The floor is composed by tiles colored either black or white, where $f \in [0, 1] \subset \mathbb{R}$ indicates the proportion of black tiles. Through an on-board ground sensor, at each time step a robot i acquires a reading z_i , which returns either black or white. Using these readings, the robots must collectively decide the rate at which the black tiles occur in the environment.

However, the robots have imperfect sensors, and sometimes perceive the wrong color. We define the events “the robot observes black” as $z_i = 1$ and “the robot observes white” as $z_i = 0$. Analogously, the ground truth “the tile encountered

Algorithm 1 Individual robot execution

Require: $b \geq 0, w \geq 0$ ▷ sensor accuracies
Output: x ▷ informed estimate
 $t \leftarrow 0$ ▷ total tiles observed
 $n \leftarrow 0$ ▷ total black tiles observed
while !Done **do**
 MOVE()
 $z \leftarrow \text{OBSERVEENVIRONMENT}()$
 $t \leftarrow t + 1$
 if $z = \text{Black}$ **then**
 $n \leftarrow n + 1$
 end if
 $(\hat{x}, \alpha) \leftarrow \text{LOCALESTIMATION}(t, n, b, w)$ ▷ Eqs. (4), (5)
 $\mathbf{H} \leftarrow \text{DETECTNEIGHBORS}()$ ▷ generate list of neighbors
 if $\mathbf{H} \neq \text{empty}$ **then**
 $\hat{\mathbf{x}}_{\mathbf{H}}, \alpha_{\mathbf{H}} \leftarrow \text{RECEIVE}(\mathbf{H})$
 BROADCAST($\mathbf{H}, \hat{x}, \alpha$)
 $(\bar{x}, \beta) \leftarrow \text{SOCIALESTIMATION}(\hat{\mathbf{x}}_{\mathbf{N}}, \alpha_{\mathbf{N}})$ ▷ Eqs. (7), (8)
 end if
 $x \leftarrow \text{INFORMEDESTIMATION}(\hat{x}, \alpha, \bar{x}, \beta)$ ▷ Eq. (6)
end while

is black” and “the tile encountered is white” are captured by events $y_i = 1$ and $y_i = 0$, respectively. The sensor model is

$$\begin{aligned} p(z_i = 1 \mid y_i = 1) &= b_i & p(z_i = 0 \mid y_i = 1) &= 1 - b_i \\ p(z_i = 0 \mid y_i = 0) &= w_i & p(z_i = 1 \mid y_i = 0) &= 1 - w_i \end{aligned} \quad (1)$$

where $b_i, w_i \in [0, 1] \subset \mathbb{R}$ indicate the probability of a correct sensor reading for robot i .

The problem of collective perception can be expressed as state estimation with a consensus constraint. *State estimation* is the problem of maximizing the probability of each robot's estimate of the state of the world \hat{x}_i given imperfect sensor observations \mathbf{z}_i over a time period Δt , $p(\hat{x}_i \mid \mathbf{z}_i; b_i, w_i)$. The consensus constraint eliminates the discrepancy between individual estimates. In its ideal form, the problem is

$$\begin{aligned} \arg \max_{\hat{\mathbf{x}}} \quad & \prod_i p(\hat{x}_i \mid \mathbf{z}_i; b_i, w_i) \\ \text{s.t.} \quad & \forall i \hat{x}_i = \bar{x} \end{aligned} \quad (2)$$

where $\hat{\mathbf{x}} = [\hat{x}_1, \dots, \hat{x}_N]^T$ and \bar{x} is the collective estimate.

B. General Approach

The pseudo-code of our approach is reported in Algorithm 1. To make Problem (2) solvable in a decentralized manner, we decompose and relax it into a two-step process. In the first step, each robot individually performs local state estimation, and in the second the robots achieve consensus:

$$\begin{aligned} \text{Local estimation:} \quad & \hat{x}_i^k = \arg \max_{\hat{x}_i} p(\hat{x}_i \mid \mathbf{z}_i) \\ \text{Consensus:} \quad & x_i^k = \arg \max_{x_i} p(x_i \mid \hat{x}_i^k, \alpha_i^k, \bar{x}_i^k, \beta_i^k) \end{aligned} \quad (3)$$

where the exact form of the two optimization problems will be revealed in the upcoming sections. We call x_i^k the *informed estimate* because it combines the *local estimate and confidence* $(\hat{x}_i^k, \alpha_i^k)$ (see Section III-C) and the *social estimate and confidence* (\bar{x}_i^k, β_i^k) (see Section III-D). Symbol k indicates that Problem (3) is expressed as an iterative process, where the informed estimate is refined at each iteration k .

C. Local Estimation

Based on the law of total probability, the probability of a robot making an observation is

$$\begin{aligned} p(z=1) &= bf + (1-w)(1-f) \\ p(z=0) &= (1-b)f + w(1-f), \end{aligned}$$

where we dropped the subscript i to make the notation less cluttered. The probability of observing a total of $n \in \mathbb{Z}^+$ black tiles over a period $t \in \mathbb{Z}^+$ by a robot is characterized by the Binomial distribution

$$p\left(\sum_{l=1}^t z^l = n\right) = \binom{t}{n} (bf + (1-w)(1-f))^n \cdot ((1-b)f + w(1-f))^{t-n}$$

where z^l denotes the l -th observation. We see that the time period t can be considered as the total observations made in the discrete case. To find the estimate \hat{x} that maximizes this probability, we derive the maximum likelihood estimation (MLE) of f through

$$\frac{\partial}{\partial f} \ln p\left(\sum_{l=1}^t z^l = n\right) = 0$$

which yields the solution

$$f^* = \hat{x} = \begin{cases} 0 & \text{if } n \in [0, (1-w)t], \\ \frac{\frac{n}{t} + w - 1}{b + w - 1} & \text{if } n \in ((1-w)t, bt), \\ 1 & \text{if } n \in [bt, t]. \end{cases} \quad (4)$$

When the sensors are perfect, *i.e.*, $b = w = 1$, \hat{x} simplifies to n/t , which is the proportion of black tiles seen over t observations.

To characterize the confidence of a robot in its estimate \hat{x} , we use the Fisher information $\mathcal{I}(f)$, defined as

$$\alpha = \mathcal{I}(f) = -\mathbb{E} \left[\frac{\partial^2}{\partial f^2} \ln p\left(\sum_{l=1}^t z^l = n\right) \middle| f \right].$$

We obtain the following result, where $q = (b + w - 1)^2$:

$$\alpha = \begin{cases} \frac{q(tw^2 - 2(t-n)w + (t-n))}{w^2(w-1)^2} & \text{if } n \in [0, (1-w)t], \\ qt^3 & \text{if } n \in ((1-w)t, bt), \\ \frac{n(t-n)}{q(tb^2 - 2nb + n)} & \text{if } n \in [bt, t]. \end{cases} \quad (5)$$

D. Consensus

Once its local value has been calculated, a robot uses information from neighboring robots to generate an updated estimate, *i.e.*, the *informed estimate*. To this aim, a robot i shares its local values (\hat{x}_i, α_i) with its neighbors while simultaneously receiving their local values. The informed estimate x_i is solved by an optimization problem; to maximize

the information in local values obtained from both robot i and its neighbors, x_i is defined as

$$x_i^k = \arg \max_{x_i} p(x_i | \hat{x}_i^k, \alpha_i^k, \bar{x}_i^k, \beta_i^k)$$

where (\bar{x}_i, β_i) are the social estimate and confidence for i .

By assuming that the underlying probability density for the local estimates to be i.i.d and Gaussian, the optimization problem becomes quadratic in \hat{x}_i and \hat{x}_j :

$$\begin{aligned} x_i &= \arg \max_{x_i} \sqrt{\frac{\alpha_i}{2\pi}} \exp\left(-\frac{\alpha_i(x_i - \hat{x}_i)^2}{2}\right) \cdot \\ &\quad \prod_{j \in \mathcal{N}_i} \sqrt{\frac{\alpha_j}{2\pi}} \exp\left(-\frac{\alpha_j(x_i - \hat{x}_j)^2}{2}\right) \\ &= \arg \min_{x_i} \frac{1}{2} \left(\alpha_i(x_i - \hat{x}_i)^2 + \sum_{j \in \mathcal{N}_i} \alpha_j(x_i - \hat{x}_j)^2 \right), \end{aligned}$$

where \mathcal{N}_i is the set of neighbors of robot i .

Solving for the minimum and considering the iterative nature of Problem (3), we obtain

$$x_i^k = \frac{\alpha_i^k \hat{x}_i^k + \sum_{j \in \mathcal{N}_i} \alpha_j^k \hat{x}_j^k}{\alpha_i^k + \sum_{j \in \mathcal{N}_i} \alpha_j^k}. \quad (6)$$

This indicates that x_i^k is a weighted mean of the local estimates of the neighbors and of the robot itself. Therefore, the definition of the social estimate \bar{x}_i^k and the corresponding confidence β_i^k can be taken from (6) to be

$$\bar{x}_i^k = \frac{1}{\sum_{j \in \mathcal{N}_i} \alpha_j^k} \sum_{j \in \mathcal{N}_i} \alpha_j^k \hat{x}_j^k, \quad (7)$$

$$\beta_i^k = \sum_{j \in \mathcal{N}_i} \alpha_j^k. \quad (8)$$

IV. EXPERIMENTAL EVALUATION

A. General Setup

Communication topology. Besides sensor accuracy, we are primarily interested in studying the role of the communication topology, a fundamental component in information and opinion spreading [18], [19] which has been overlooked in previous related studies on collective perception. We consider two general scenarios: one with robots forming specific static topologies (Sec. IV-B), and one with the robots performing random diffusion with different densities (Sec. IV-C).

Metrics. We consider convergence speed, accuracy, and consensus. Because our approach aims to provide on-line estimates, we let our experiments run for $T = C \cdot R$ time steps, and establish when the robots reached convergence after a trial. We vary the number of communication rounds, C , and the number of observations per communication round, R , to control the experiment duration T . Unless otherwise specified, $C = 1,000$ and $R = 10$. For a single robot, we define convergence as the point in time K when $|x_i^K - x_i^k| < \delta, \forall k \geq K$, with $\delta = 0.01$. In case no convergence occurs, we record T as the convergence time. As for accuracy, we use $|x_i^K - f|$ at convergence time K . Our definition of consensus is the agreement of *all* the robots

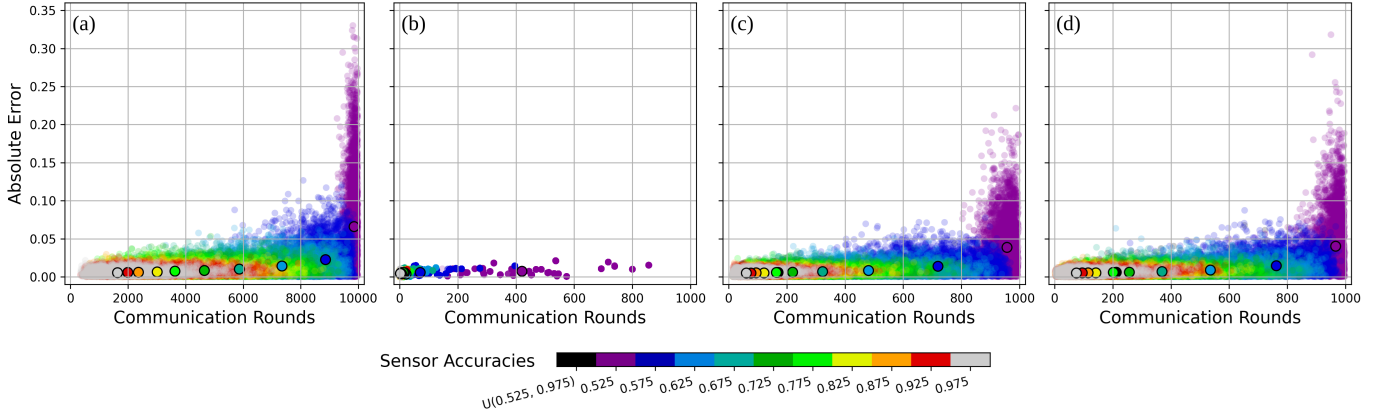


Fig. 2: Performance of 100 robots with $f = 0.55$. For each sensor accuracy, a semi-transparent dot represents a robot’s estimate from one trial; there are a total of $30 \text{ trials} \cdot 100 \text{ robots} \cdot 11 \text{ sensor accuracies} = 33,000$ semi-transparent dots in each plot. Only the black dots indicate heterogeneous robots’ estimates. The median performance for each sensor accuracy is denoted as a solid, outlined dot. Only (a) describes *local* estimate performance; the remaining three describe robots’ *informed* estimate performance for the (b) fully-connected, (c) ring, and (d) scale-free topologies.

in their decision on the *correct* target environment fill ratio f . A robot ‘decides’ by picking one out of B bins that partition the entire fill ratio range, based on its informed estimate. Here we use $B = 10$, *i.e.*, a best-of-10 problem; for example, a robot would select bin 8 based on its informed estimate of 0.73, which is the correct decision for $f = 0.75$, while another robot with an informed estimate of 0.81 would make the incorrect decision by selecting bin 9.

Other common parameters. In terms of sensor accuracy, we considered two scenarios: (i) homogeneous accuracy with $b, w \in [0.525, 0.975], b = w$ samples with 0.05 increments; and (ii) heterogeneous accuracy, with $b_i = w_i = U(0.525, 0.975)$, where $U(a, b)$ is the uniform distribution bounded in $[a, b]$. In terms of black fill ratio f , we sampled the entire range $[0, 1]$, but for brevity only report the cases $f \in \{0.55, 0.95\}$. Each setup (topology, sensor accuracy, fill ratio) was run 30 times, amounting to a total of 6,600 runs.

B. Static communication topology

Topology effects. To study the effect of specific communication topologies on collective perception, we considered four cases: fully connected, ring, line, and scale-free [20]. In this set of experiments, once the robots are deployed to form a topology, they do not move. At each time step, the robots acquire a sensor reading z ; every $R = 10$ time steps (1 communication round), they also exchange messages with their immediate neighbors. We studied topologies formed by $N \in \{10, 100\}$ robots. All the experiments were conducted in a custom-made Python simulator.¹

Fig. 2 compares the local estimation and informed estimation performance of 100 robots in various topologies with $f = 0.55$. Because the ring and line topologies yield similar results, we only discuss the ring case. We observe that performance improves with sensor accuracy across all topologies for both

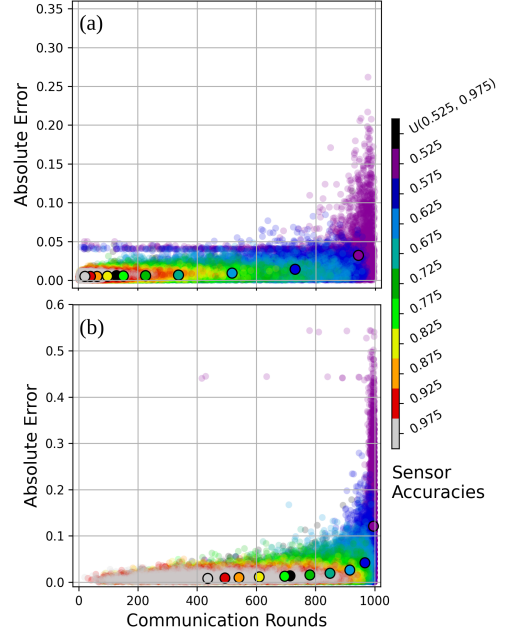


Fig. 3: (a) Informed estimate performance of 100 robots with $f = 0.95$ for the scale-free topology. (b) Informed estimate performance of 100 robots with $R = 1, f = 0.55$ in the scale-free topology. Note that the y -axis upper limit is higher than the other figures.

homogeneous and heterogeneous ($b = w = U(0.525, 0.975)$) robots. The similarity in performance between the heterogeneous robots and the $b = w = 0.75$ homogeneous robots is reasonable, since the mean of the uniform distribution is 0.75. Robots converge onto an informed estimate much quicker than a local estimate, with improved accuracies particularly for low-quality sensors. Thus, communication improves over the individual robot estimates.

We also find that fully connected robots produce highly

¹ Available at https://github.com/khaiyichin/collective_perception/.

accurate estimates significantly quicker than robots in less connected networks. In fact, fully connected robots reach the same informed estimate due to how our approach computes it in Eq. (6). With full connectivity, our approach becomes a centralized weighted average for the robots' local estimates, weighted by their respective local confidences. As for the ring and scale-free networks, topology effects on accuracy are minor: controlling for sensor accuracies and environment fill ratio ($f = 0.55$), the estimate errors remain fairly close and low, with median error values of < 0.05 . Similar trends are observed for $f = 0.95$ in Fig. 3 (a): median estimate errors remain < 0.05 for all sensor accuracies and convergence speed improves with respect to sensor accuracies, while the fully-connected robots perform the best. A slight leftward shift in results when comparing $f = 0.95$ to $f = 0.55$ suggests that the former may be faster to estimate for the robots (as will be shown also in the dynamic topology results in Sec. IV-C).

Communication frequency effects. In studying the effects of communication frequency, we present only the results for the scale-free network at $f = 0.55$ as similar performance is observed for other networks and at $f = 0.95$. Experimental results show no noticeable gain in the higher rate of information exchange ($C = 1,000$ vs. $C = 10,000$) between robots when a fixed amount of $C \cdot R = 10,000$ observations have been made. However, when a communication limit of $C = 1,000$ is imposed, our results indicate that premature communication slows estimate convergence. Comparing two cases with the same number of communication rounds, the robots that made 1,000 observations ($R = 1$) in Fig. 3 (b) achieve convergence much more slowly than the robots that made 10,000 observations ($R = 10$) in Fig. 2 (d). We thus see a benefit in prioritizing information collection before communicating estimates in our framework when communication limits arise — either due to physical or computational hindrances.

Consensus speed. We investigate the speed at which the swarm achieve collective consensus accurately. By looking into the fraction of robots selecting the correct bin, this tells us the duration required — in communication rounds — for the swarm to arrive at an accurate decision collectively. We show only results from the scale-free network as it represents the lower limits to the collective consensus behavior. Across the board, Fig. 4 (a) and (b) exhibit remarkable results in the swarm's collective decision-making: the swarm eventually achieve consensus with robots of sensor accuracies ≥ 0.675 by 1,000 communication rounds. Assuming a reasonable duration of 1 second per communication round ($R = 10$ observations in each round), this implies that the framework provides an accurate and unanimous decision within 17 minutes, even with highly-impaired sensors. For robots in the ring and line networks, accurate collective decision is similarly achieved, often faster than the scale-free network case.

Discussion. Our results show that an increase in robot interactions leads to a quicker convergence of the estimates, and quicker decision-making. However, this is true because in our approach the information exchanged is uncorrelated. This is in contrast to recent work in which robots communicate

opinions [21], [22] in which a recipient robot is influenced into adopting a similar opinion as the transmitter robot's opinion, ultimately affecting the recipient's behavior. This worsened decision-making speed and often prevented consensus.

Our approach offers considerable robustness even for non-uniformly connected robots (e.g., scale-free topology). Our algorithm ensures *accurate* collective decision-making within a reasonable amount of time (< 17 minutes for $R = 10$ per second) even for highly inaccurate sensors ($b = w \geq 0.675$).

C. Dynamic communication topology

Swarm density effects. To study the effect of information spreading with robots in motion, we simulated swarms of $N = 25$ Khepera IV robots [23] in the ARGoS multi-robot simulator [24]. Khepera IVs are equipped with a range and bearing communication device, ground sensors, and a ring of proximity sensors for obstacle avoidance. We set the communication range to $r = 0.7$ m, approximately five times the robot diameter, and let the robots move at a max speed $V = 0.1$ m/s. The robots perform an uncorrelated random walk. The most crucial parameter in this set of the experiments is the density of the swarm in the environment. Denoting the length of the square arena side as L , density is defined as $D = N\pi r^2/L^2$. For a given choice of N , we studied $D \in \{1, 10\}$ by changing the arena side length L . For all densities D and fill ratios f , our approach displayed similar results to those seen for static topologies'. Estimation performance increases with sensor accuracies for both homogeneous and heterogeneous robots. Density has a small influence on performance, mostly in increasing the speed of estimate convergence. As shown in Fig 5, with a swarm density $D = 1$, sparse robot communication reduces the chances of local estimate dissemination, which explains the performance enhancement when swarm density increases to $D = 10$. Also the fill ratio f has a discernible impact: both estimation accuracy and convergence speed are better for $f = 0.95$ than for $f = 0.55$. This follows the trend seen in the static topology experiments that an environment with a (close to) equally distributed feature is harder to estimate than one with a frequently present feature. Despite this, a severely impaired sensor ($b = w = 0.625$) still shows good estimation accuracy at the expense of convergence speed.

Consensus speed. Using the informed estimates as decisions, we study the speed to reach collective consensus on the correct target fill ratio. As in the static topology experiments, we let the robots pick one out of $B = 10$ bins and identify the fraction of robots selecting the bin that correctly reflects f . Fig. 4 (c) and (d) show results similar to the case where robots were connected by a scale-free topology; for homogeneous robot swarms, the correct decision is eventually made by every robot with sensor accuracies ≥ 0.675 , while the heterogeneous swarm achieves that in a shorter time-frame when compared to some of the worst sensor accuracies $b = w \leq 0.675$. This again points to the robustness of our approach. Because we cannot guarantee interaction between dynamic robots, communication happens whenever robots encounter one another (not unlike the static case with $R = 1$); hence, having the

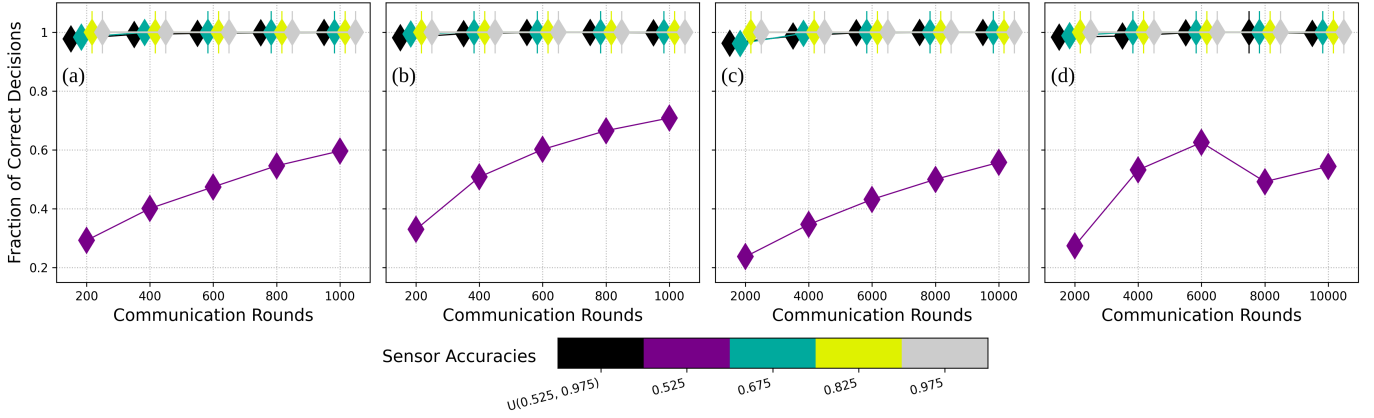


Fig. 4: Swarm collective decision performance in terms of communication rounds for (a), (b) $N = 100$ robots in the scale-free network and for (c), (d) $N = 25$ dynamic robots at $D = 1$. The plots show the fraction of robots that selects the correct choice out of $B = 10$ options, based on the number of communication rounds C when the decision is made. The markers are staggered near the 100% line to prevent obstruction of data; those that achieve 100% correct decisions (all 30 trials $\cdot N$ robots = $30N$ robots) are annotated with an additional vertical line. (a) and (c) represent $f = 0.55$ while (b) and (d) represent $f = 0.95$.

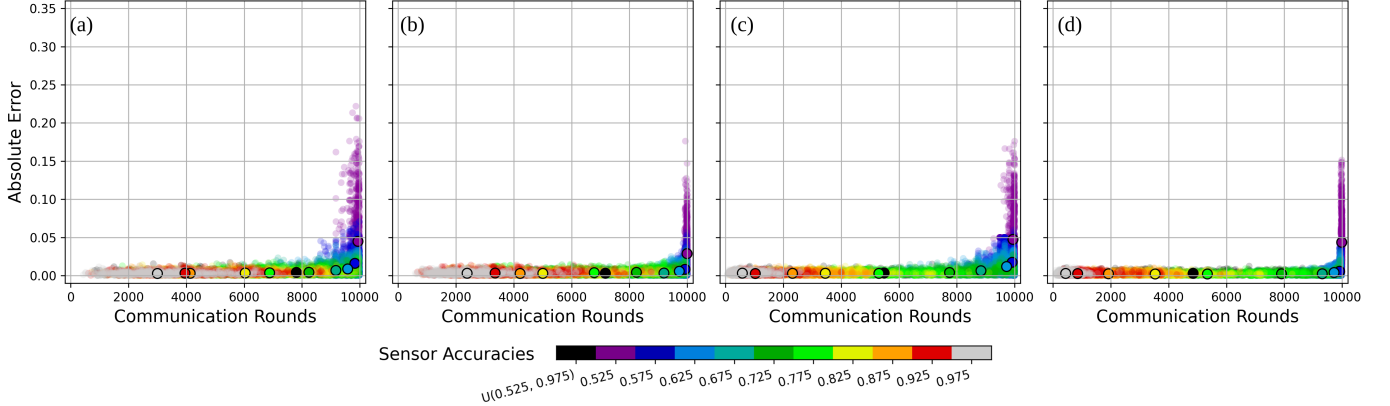


Fig. 5: Informed estimate performance of 25 robots with varying densities and target fill ratios. Note that the number of communication rounds $C = 10,000$ is a consequence of random communication instances for the dynamic robots. (a) and (b) describe results for $D = 1$ and $D = 10$ respectively at $f = 0.55$. (c) and (d) are similar to (a) and (b) but at $f = 0.95$.

robots undergo 10,000 observations means they experience $C = 10,000$ communication rounds as shown in Figs. 4 and 5. Considering a reasonable 10 Hz observation rate, *i.e.*, 10 observations per second, we see that robots with sensor accuracies ≥ 0.675 agree on the correct decision within 17 minutes, a practical duration to solve such problems.

V. CONCLUSIONS AND FUTURE WORK

We presented a novel approach to collective decision-making with imperfect sensors that only require minimal computational resources. We analyzed its effectiveness by varying several parameters of interest and found that the algorithm provides resilience despite perception inaccuracies. Even highly deficient sensors ($b = w = 0.625$) can provide reasonable results at the expense of convergence speed, especially when communication is involved. Differences in communication rates affect how fast the robots make an accurate

collective decision, but do not prevent the achievement of consensus. Prioritizing information collection over information exchange is a better strategy when communication instances are limited. Furthermore, having a denser swarm deployment improves the collective-decision performance; however, when communication connectivity is not guaranteed, the frequency of the environmental feature of interest may adversely affect the robots estimation. Future work will involve several research directions. Firstly, we will study how to incorporate our framework with perception-inspired motion instead of a diffusion process. Next, we plan to study how inhomogeneous tile distributions, *e.g.*, clusters of black tiles, affect our approach. Finally, we intend to study the impact of robots with an incorrect estimate of their own sensor accuracy.

REFERENCES

- [1] P.-Y. Lajoie, B. Ramtoula, F. Wu, and G. Beltrame, “Towards collaborative simultaneous localization and mapping: a survey of the current

- research landscape,” *arXiv preprint arXiv:2108.08325*, 2021.
- [2] G. Valentini, D. Brambilla, H. Hamann, and M. Dorigo, “Collective perception of environmental features in a robot swarm,” in *International Conference on Swarm Intelligence*. Springer, 2016, pp. 65–76.
 - [3] J. Ebert, M. Gauci, F. Mallmann-Trenn, and R. Nagpal, “Bayes Bots: Collective bayesian decision-making in decentralized robot swarms,” *Intl. Conference on Robotics and Automation (ICRA)*, 2020.
 - [4] F. L. Ratnieks and C. Anderson, “Task partitioning in insect societies. ii. use of queueing delay information in recruitment,” *The American Naturalist*, vol. 154, no. 5, pp. 536–548, 1999.
 - [5] M. Huang and T. Seeley, “Multiple unloadings by nectar foragers in honey bees: a matter of information improvement or crop fullness?” *Insectes Sociaux*, vol. 50, no. 4, pp. 330–339, 2003.
 - [6] A. Reina, G. Valentini, C. Fernández-Oto, M. Dorigo, and V. Trianni, “A design pattern for decentralised decision making,” *PloS one*, vol. 10, no. 10, p. e0140950, 2015.
 - [7] A. Reina, J. A. Marshall, V. Trianni, and T. Bose, “Model of the best-of-n nest-site selection process in honeybees,” *Physical Review E*, vol. 95, no. 5, p. 052411, 2017.
 - [8] P. Bartashevich and S. Mostaghim, “Benchmarking collective perception: New task difficulty metrics for collective decision-making,” in *EPIA Conference on Artificial Intelligence*. Springer, 2019, pp. 699–711.
 - [9] Q. Shan and S. Mostaghim, “Discrete collective estimation in swarm robotics with distributed Bayesian belief sharing,” *Swarm Intelligence*, vol. 15, no. 4, pp. 377–402, Dec. 2021.
 - [10] K. Pfister and H. Hamann, “Collective Decision-Making with Bayesian Robots in Dynamic Environments,” in *IROS2022*. IEEE press, 2022, p. 6.
 - [11] M. Crosscombe, J. Lawry, S. Hauert, and M. Homer, “Robust Distributed Decision-Making in Robot Swarms: Exploiting a Third Truth State,” in *2017 IEEE/RSJ International Conference on Intelligent Robots and Systems*. Vancouver, BC, Canada: IEEE, 2017, pp. 4326–4332.
 - [12] H. J. LeBlanc, H. Zhang, X. Koutsoukos, and S. Sundaram, “Resilient asymptotic consensus in robust networks,” *IEEE Journal on Selected Areas in Communications*, vol. 31, no. 4, pp. 766–781, 2013.
 - [13] L. Guerrero-Bonilla, A. Prorok, and V. Kumar, “Formations for resilient robot teams,” *IEEE Robotics and Automation Letters*, vol. 2, no. 2, pp. 841–848, 2017.
 - [14] D. Saldaña, A. Prorok, S. Sundaram, M. F. Campos, and V. Kumar, “Resilient consensus for time-varying networks of dynamic agents,” in *American Control Conference (ACC)*, 2017. IEEE, 2017, pp. 252–258. [Online]. Available: <http://ieeexplore.ieee.org/abstract/document/7962962/>
 - [15] K. Saulnier, D. Saldana, A. Prorok, G. J. Pappas, and V. Kumar, “Resilient Flocking for Mobile Robot Teams,” *IEEE Robotics and Automation Letters*, vol. 2, no. 2, pp. 1039–1046, Apr. 2017. [Online]. Available: <http://ieeexplore.ieee.org/document/7822915/>
 - [16] V. Strobel, E. Castelló Ferrer, and M. Dorigo, “Managing byzantine robots via blockchain technology in a swarm robotics collective decision making scenario,” in *18th International Conference on Autonomous Agents and Multiagent Systems (AAMAS 2018)*. IFAAMAS, 2018.
 - [17] —, “Blockchain technology secures robot swarms: A comparison of consensus protocols and their resilience to byzantine robots,” *Frontiers in Robotics and AI*, vol. 7, p. 54, 2020.
 - [18] Y. Khaluf, I. Rausch, and P. Simoens, “The impact of interaction models on the coherence of collective decision-making: a case study with simulated locusts,” in *International Conference on Swarm Intelligence*. Springer, 2018, pp. 252–263.
 - [19] I. Rausch, Y. Khaluf, and P. Simoens, “Collective decision-making on triadic graphs,” in *Complex Networks XI*. Springer, 2020, pp. 119–130.
 - [20] A.-L. Barabási and R. Albert, “Emergence of scaling in random networks,” *Science*, vol. 286, no. 5439, pp. 509–512, 1999.
 - [21] M. Crosscombe and J. Lawry, “The Impact of Network Connectivity on Collective Learning,” in *Distributed Autonomous Robotic Systems*, F. Matsuno, S.-i. Azuma, and M. Yamamoto, Eds. Cham: Springer International Publishing, 2022, vol. 22, pp. 82–94.
 - [22] M. S. Talamali, A. Saha, J. A. R. Marshall, and A. Reina, “When less is more: Robot swarms adapt better to changes with constrained communication,” *Science Robotics*, vol. 6, no. 56, p. eabf1416, July 2021.
 - [23] J. M. Soares, I. Navarro, and A. Martinoli, “The khepera IV mobile robot: Performance evaluation, sensory data and software toolbox,” in *Robot 2015: Second Iberian Robotics Conference*, L. P. Reis, A. P. Moreira, P. U. Lima, L. Montano, and V. Muñoz-Martinez, Eds. Cham: Springer International Publishing, 2016, pp. 767–781.
 - [24] C. Pinciroli, V. Trianni, R. O’Grady, G. Pini, A. Brutschy, M. Brambilla, N. Mathews, E. Ferrante, G. Caro, F. Ducatelle, M. Birattari, L. Gambardella, and M. Dorigo, “Argos: a modular, parallel, multi-engine simulator for multi-robot systems,” *Swarm Intelligence*, vol. 6, no. 4, pp. 271–295, 2012, impact Factor: 3.12.