

ORIGINAL ARTICLE

Consistent Covariance estimation for stratum imbalances under minimization method for covariate-adaptive randomization

Zixuan Zhao¹ | Yanglei Song¹ | Wenyu Jiang¹ |
Dongsheng Tu^{1,2}

¹Department of Mathematics and Statistics,
Queen's University, Kingston, Ontario, K7L
3N8, Canada

²Canadian Cancer Trials Group, Kingston,
Ontario, K7L 2V5, Canada

Correspondence

Dongsheng Tu, Canadian Cancer Trials
Group, Kingston, Ontario, K7L 2V5,
Canada.
Email: dtu@ctg.queensu.ca

Funding information

Natural Sciences and Engineering Research
Council of Canada (NSERC), Grant/Award
Number: DGECR-2020-00337, NSERC
RGPIN-2020-04256

Pocock and Simon's minimization method is a popular approach for covariate-adaptive randomization in clinical trials. Valid statistical inference with data collected under the minimization method requires the knowledge of the limiting covariance matrix of within-stratum imbalances, whose existence is only recently established. In this work, we propose a bootstrap-based estimator for this limit and establish its consistency, in particular, by Le Cam's third lemma. As an application, we consider in simulation studies adjustments to existing robust tests for treatment effects with survival data by the proposed estimator. It shows that the adjusted tests achieve a size close to the nominal level, and unlike other designs, the robust tests without adjustment may have an asymptotic size inflation issue under the minimization method.

KEYWORDS

covariance matrix estimation, covariate-adaptive design,
minimization method, parametric bootstrap, size inflation,
within-stratum imbalances

1 | INTRODUCTION

In clinical trials evaluating a new treatment, randomization is used to balance both observed and unobserved confounding variables. The simple randomization, which assigns each subject to one of the treatment groups independently with a fixed probability, is the most popular, but, in practice, may lead to an imbalance among the number of subjects

in treatment groups by chance. Adaptive randomization which allocates subjects sequentially based on the previous assignments are proposed to reduce the imbalance; examples include the biased coin design (Efron, 1971), the permuted block design (Zelen, 1974), and the urn design (Wei, 1978). Further, to reduce bias in comparison between treatment groups, practitioners usually hope for a balance among some prespecified and important stratification factors or covariates, such as age and severity of illness, which can be achieved by covariate-adaptive randomization. One approach is to apply one of the above adaptive randomization approaches to each stratum of the stratification factors, which leads to the stratified version of the biased coin, urn, block designs; see, e.g., Breugnot et al. (2015); Stott et al. (2017). The minimization method, first proposed by Taves (1974) and extended by Pocock and Simon (1975), is another widely used approach especially when the number of covariate strata is large; see, e.g., Hunt et al. (1992); Van der Ploeg et al. (2010). Instead of balanced allocation within each stratum, it aims for marginal balance for the stratification factors and is thus also known as the marginal method. The popularity of the minimization method is noted in Taves (2010) that it has been used over 500 times during 1989-2008.

For data collected under covariate-adaptive randomization, due to correlated treatment assignments, adjustments are required for inferential procedures which are developed for the simple randomization (Shao et al., 2010; Xu et al., 2016; Bugni et al., 2018, 2019; Hu and Zhang, 2020; Ye and Shao, 2020; Ma et al., 2020; Li et al., 2021; Bugni and Gao, 2023; Ye et al., 2022; Liu et al., 2023). Specifically, denote by $\mathbf{Z}_1, \dots, \mathbf{Z}_n$ a sequence of discrete vectors that are used in covariate-adaptive randomization. For instance, in Alphonso et al. (2005, Table 1), a study on lung resection uses the minimization method and controls for several factors including smoking status, age and sex, each of which has two levels $\{0, 1\}$ representing smokers/non-smokers, age > median/age \leq median and males/females respectively; then $\mathbf{Z}_1 = (1, 1, 0)$ indicates that the first subject is a young male non-smoker. These covariate vectors are independent with a common probability mass function (pmf) p_0 defined over all the strata, \mathcal{Z} . Further, for each $z \in \mathcal{Z}$, let $S_n(z)$ be the difference between the number of subjects in the treatment groups among those within stratum z , after the assignments of n -subjects. Finally, denote by Σ_n the covariance matrix of the within-stratum imbalances $n^{-1/2}S_n$, where $S_n = (S_n(z) : z \in \mathcal{Z})$, and by Σ_∞ the large- n limit of Σ_n if it exists. A consistent estimator for the limiting covariance matrix Σ_∞ is needed to develop valid robust tests for treatment effects, e.g., under generalized linear models with omitted variables (Li et al., 2021) or with survival data under possibly mis-specified models (Ye and Shao, 2020; Johnson et al., 2022).

For most designs of the covariate-adaptive randomization, the limit Σ_∞ exists and takes the form $v \times \text{diag}(p_0)$, where v is a design-specific scalar, and $\text{diag}(p_0)$ a diagonal matrix with the diagonal vector being p_0 . Specifically, it is known that $v = 0$ for the stratified permuted block design and biased coin design (Efron, 1971; Baldi Antognini and Zagoraiou, 2011), $v = 1/3$ for the stratified urn design (Wei and Lachin, 1988), and $v = 1$ for the simple randomization. However, for the minimization method, the existence of Σ_∞ is established only recently by Hu and Zhang (2020). Specifically, it is proved in Hu and Zhang (2020) that for each $z \in \mathcal{Z}$, the within-stratum variance, $\text{var}(n^{-1/2}S_n(z))$, converges to a stratum specific limit σ_z^2 . With similar techniques and the Cramér-Wold Device, one may show that the covariance matrix of $n^{-1/2}S_n$ indeed converges to Σ_∞ , whose computation, however, requires solving Poisson equations associated with an induced Markov chain, and is challenging even when the dynamics of the Markov chain are given; see, e.g., Douc et al. (2022).

Our main contribution in this paper is in proposing a consistent estimator for Σ_∞ under the minimization method, without assuming the pmf p_0 known. Indeed, if p_0 is given, one may estimate the covariance matrix Σ_n by Monte Carlo simulations. Specifically, for each of B independent repetitions, we generate n observations from the pmf p_0 , make assignments for these subjects according to the minimization method, and calculate the imbalances S_n ; finally, we estimate $\Sigma_n(p_0)$ by the empirical covariance matrix $\hat{\Sigma}_n^B(p_0)$ of $n^{-1/2}S_n$ from the B repetitions. However, p_0 is a population-level quantity that is usually unknown and has to be estimated in practice. We propose to replace p_0 in

the above procedure with some estimator \hat{p}_n . We establish that if $n^{1/2}(\hat{p}_n - p_0)$ converges in distribution, then this procedure produces a consistent estimator for the limiting covariance matrix, that is, $\hat{\Sigma}_n^B(\hat{p}_n) \rightarrow \Sigma_\infty$ in probability as both n and B diverge to infinity. One obvious choice for \hat{p}_n would be the empirical pmf of Z_1, \dots, Z_n , while more efficient estimators may be obtained under some structural assumptions, such as independence among stratification factors, or with access to additional data. In terms of techniques, our proofs rely on Le Cam's third lemma, the Lyapunov techniques in Hu and Zhang (2020) and properties of Poisson equation solutions associated with symmetric Markov chains.

As an application, we consider time-to-event data collected under the minimization method and the adjustments to the robust tests for treatment effects proposed by Lin and Wei (1989). Ye and Shao (2020) and Johnson et al. (2022) developed an asymptotically valid adjustment that requires a consistent estimator for Σ_∞ . Specifically, under the assumption that each stratum has the same prevalence, in which case the pmf p_0 is known, Johnson et al. (2022) establishes a structural result for Σ_∞ , and estimates it by a Monte Carlo approach. In this work, we consider general, unknown p_0 , and use the proposed consistent estimator $\hat{\Sigma}_n^B(\hat{p}_n)$ for adjustment. In simulations, we observe that the size of the adjusted test from our approach is close to the nominal level for a moderate sample size n . Further, again by numerical studies, we show that the robust tests (Lin and Wei, 1989) without adjustment may have an asymptotically inflated size under the minimization method. This is because unlike other designs, the difference between the limiting covariance matrices under the simple randomization and the minimization method may not be positive semidefinite, which we also confirm by simulations.

The paper is organized as follows. In Section 2, we recall the minimization method, propose under this setup an estimator for the limiting covariance matrix of the within-stratum imbalances and further show that the estimator is asymptotically consistent. In Section 3, we consider adjustments to statistical tests in survival analysis using the proposed estimator and conduct simulation studies to evaluate their finite sample performance in terms of size and power. Omitted proofs are provided in Appendix.

2 | MINIMIZATION METHOD AND CONSISTENT ESTIMATORS FOR LIMITING COVARIANCE MATRIX

2.1 | Minimization method

Consider n subjects with K -dimensional *discrete* covariate vectors Z_1, \dots, Z_n , which are used in making treatment assignments and assumed to be independent and identically distributed. We denote by Z a generic covariate vector, and use superscripts to index components of a vector, for instance, $Z = (Z^1, \dots, Z^K)$. For each stratification factor $k \in \{1, \dots, K\} = [K]$, denote by \mathcal{Z}^k the levels for the k -th factor Z^k , and by $m_k = |\mathcal{Z}^k| \geq 2$ its size. Further, we denote by $\mathcal{Z} = \mathcal{Z}^1 \times \dots \times \mathcal{Z}^K$ all strata of Z , and by $m = m_1 \times \dots \times m_K$ the number of strata, which is assumed to be fixed and does not change with the sample size n . Finally, we denote by p_0 the probability mass function of Z and assume, for simplicity, that $p_0(z) = \mathbb{P}(Z = z) > 0$ for each $z \in \mathcal{Z}$; otherwise, we could drop those strata from \mathcal{Z} with zero probability.

We consider a clinical trial with two treatment groups. For each subject $i \in [n]$, denote by I_i the indicator for its assignment: $I_i = 1$ if the i -th subject is assigned to (active) treatment, and $I_i = 0$ if control. The minimization method (Pocock and Simon, 1975) allocates subjects *sequentially* based on the previous assignments and marginal imbalances. Specifically, for $i \in [n]$, assume that assignments for the first $(i - 1)$ subjects have been completed, and we consider the following procedure for allocating the i -th subject.

Step 1. For each $k \in [K]$ and $\mathbf{z}^k \in \mathcal{Z}^k$, compute the marginal imbalance, $M_{i-1}(k, \mathbf{z}^k)$, for the k -th stratification factor at level \mathbf{z}^k after the completion of first $(i-1)$ assignments, i.e.,

$$M_{i-1}(k, \mathbf{z}^k) = \sum_{j \leq i-1} \mathbb{1}(\mathbf{Z}_j^k = \mathbf{z}^k) \{I_j - (1 - I_j)\}, \quad (1)$$

with the convention that $M_0(k, \mathbf{z}^k) = 0$, where $\mathbb{1}(\cdot)$ denotes the indicator function.

Step 2. Given a positive weight vector $\omega = (\omega^1, \dots, \omega^K)$, compute the potential weighted imbalance measure $\text{Imb}_i^{(0)}$ (resp. $\text{Imb}_i^{(1)}$) if the i -th subject is assigned to control (resp. treatment), i.e.,

$$\text{Imb}_i^{(0)} = \sum_{k=1}^K \omega^k \{M_{i-1}(k, \mathbf{Z}_i^k) - 1\}^2, \quad \text{Imb}_i^{(1)} = \sum_{k=1}^K \omega^k \{M_{i-1}(k, \mathbf{Z}_i^k) + 1\}^2. \quad (2)$$

Step 3. Assign the i -th subject to the treatment group with probability $g(\text{Imb}_i^{(1)} - \text{Imb}_i^{(0)})$, where $g: \mathbb{R} \rightarrow (0, 1)$ is a user-given function such that $g(x) = 1 - g(-x)$ for $x \in \mathbb{R}$, $g(x) \leq 0.5$ if $x \geq 0$ and $\limsup_{x \rightarrow \infty} g(x) < 0.5$.

Remark 1 A popular choice for the function g is as follows: for $q < 1/2$,

$$g_q(x) = q\mathbb{1}(x > 0) + 0.5 \times \mathbb{1}(x = 0) + (1 - q)\mathbb{1}(x < 0), \quad \text{for } x \in \mathbb{R}. \quad (3)$$

For further discussions, see Hu and Zhang (2020, Remark 2.1). We note that the requirement $g(x) = 1 - g(-x)$ is needed for the analysis. For the other conditions on $g(\cdot)$, they are intuitive in that if assigning a subject to treatment 1 induces a more (resp. less) severe potential imbalance, then the probability for treatment 1 should be lower (resp. higher) than treatment 0.

As discussed in the Introduction section, the key quantity to develop valid tests under the minimization method is the limiting covariance matrix of the (scaled) within-stratum imbalances. Specifically, for each stratum $\mathbf{z} \in \mathcal{Z}$, denote by $S_n(\mathbf{z})$ its imbalance under the minimization method, i.e.,

$$S_n(\mathbf{z}) = \sum_{i=1}^n \mathbb{1}(\mathbf{Z}_i = \mathbf{z}) \{I_i - (1 - I_i)\}. \quad (4)$$

Further, denote by $\Sigma_n(\mathbf{p}_0)$ the covariance matrix of $n^{-1/2}S_n$, where $S_n = (S_n(\mathbf{z}), \mathbf{z} \in \mathcal{Z})$. In the next subsection, we show that $\Sigma_n(\mathbf{p}_0)$ converges as $n \rightarrow \infty$, and propose a consistent estimator for the limit.

Notations. Note that once the weight vector ω and the function g are given, the joint distribution of $\{\mathbf{Z}_i, I_i : i \in [n]\}$ only depends on the probability mass function (pmf) of the generic vector of stratification factors \mathbf{Z} . To emphasize this dependence, when the pmf of \mathbf{Z} is \mathbf{p} , we denote by $\Rightarrow_{\mathbf{p}}$ the convergence in distribution, and by $\Sigma_n(\mathbf{p})$ the covariance matrix of $n^{-1/2}S_n$.

Remark 2 In Hu and Zhang (2020, Section 2), a more general version of the minimization method is considered. Specifically, for $i \in [n]$, let $S_{i-1}(\mathbf{z}) = \sum_{j \leq i-1} \mathbb{1}(\mathbf{Z}_j = \mathbf{z}) (2I_j - 1)$ be the difference between the number of subjects within stratum \mathbf{z} in each of the two treatment groups after the assignment of the $(i-1)$ -th subject, and $D_{i-1} = \sum_{\mathbf{z} \in \mathcal{Z}} S_{i-1}(\mathbf{z})$ the overall difference. Then define for $k \in \{0, 1\}$,

$$\text{Within-Imb}_i^{(k)} = \omega_s \left(S_{i-1}(\mathbf{Z}_i) - (-1)^k \right)^2, \quad \text{and} \quad \text{Overall-Imb}_i^{(k)} = \omega_o \left(D_{i-1} - (-1)^k \right)^2,$$

where ω_s and ω_o are two non-negative weights. In Hu and Zhang (2020), they define the following potential imbalance measures: $\text{Overall-Imb}_i^{(k)} + \text{Imb}_i^{(k)} + \text{Within-Imb}_i^{(k)}$, for $k \in \{0, 1\}$, where $\text{Imb}_i^{(k)}$ is defined in Equation (2). In contrast, we do not include the within-stratum imbalance (i.e., $\omega_s = 0$) or the overall imbalance (i.e., $\omega_o = 0$) in the calculation of the potential imbalance measures in Equation (2).

Indeed, if the within-stratum imbalance is included (i.e., $\omega_s > 0$), it is known that the limiting covariance matrix has all zero entries (Hu and Zhang, 2020, Theorem 3.1(i)). Further, our results extend readily to the case where $\omega_o > 0$, at the expense of additional notations.

2.2 | Consistent covariance matrix estimator

The next theorem establishes that the within-stratum imbalance vector, $n^{-1/2}S_n$, converges in distribution, and its covariance matrix admits a large- n limit. Let $\Sigma_\infty(p_0)$ be the $m \times m$ matrix defined in Equation (15) in Appendix A.4. Its definition relies on solutions to Poisson equations (Hu and Zhang, 2020, Equation (6.11)), and is presented in Appendix due to its complicated form. Finally, denote by $N_m(v, V)$ the m -dimensional normal distribution with mean vector v and covariance matrix V .

Theorem 1 As $n \rightarrow \infty$, we have

$$n^{-1/2}S_n \Rightarrow_{p_0} N_m(\mathbf{0}_m, \Sigma_\infty(p_0)), \quad \text{and} \quad \Sigma_n(p_0) \rightarrow \Sigma_\infty(p_0),$$

where $\mathbf{0}_m$ is the m -dimensional zero vector.

Proof See Subsection 2.3. The proof technique is essentially due to Hu and Zhang (2020).

Remark 3 In Hu and Zhang (2020, Theorem 3.2(iv)), they prove the marginal convergence within each stratum, that is, for each $z \in \mathcal{Z}$, $n^{-1/2}S_n(z)$ converges in distribution to a zero mean normal distribution. Specifically, they show that $S_n(z)$ is approximated by a martingale (see the decomposition in Hu and Zhang (2020, equation (6.15))) and then apply central limit theorems for martingales.

In the above theorem, we establish the joint convergence using the Cramér-Wold device. Specifically, we show, via the same martingale argument as in Hu and Zhang (2020, Theorem 3.2), that for any m -dimensional vector $\alpha = (\alpha_z : z \in \mathcal{Z})$, $n^{-1/2} \sum_{z \in \mathcal{Z}} \alpha_z S_n(z)$ converges in distribution to a zero-mean normal distribution with variance $\alpha^T \Sigma_\infty(p_0) \alpha$. For details, see the proof of Lemma 2 in Appendix A.4.

If p_0 is known, we can obtain the sampling distribution, and thus the covariance matrix, of $n^{-1/2}S_n$ by Monte Carlo methods; see discussions below. Further, the second statement in the above theorem shows that this would produce a consistent estimator for $\Sigma_\infty(p_0)$. However, p_0 is rarely known in practice since it is a population-level quantity, with the population being the targeted patients of the new treatment, which may change over time and be different across locations. Thus, we propose to use an estimator \hat{p}_n instead, as justified by the following theorem. We denote by Δ_m the m -dimensional probability simplex, $\{p \in \mathbb{R}^m : \sum_{z \in \mathcal{Z}} p(z) = 1, p(z) \geq 0 \text{ for each } z \in \mathcal{Z}\}$.

Theorem 2 Let $\hat{p}_n \in \Delta_m$ be a sequence of estimators such that $n^{1/2}(\hat{p}_n - p_0)$ converges in distribution as $n \rightarrow \infty$. Then as $n \rightarrow \infty$,

$$\Sigma_n(\hat{p}_n) \rightarrow \Sigma_\infty(p_0) \quad \text{in probability,}$$

where $\Sigma_\infty(p_0)$ appears in Theorem 1 and is defined in Equation (15) in Appendix A.4.

Proof See Subsection 2.3.

The requirement that $n^{1/2}(\hat{p}_n - p_0)$ converges in distribution is not stringent. In particular, it holds if \hat{p}_n is the empirical probability mass function (pmf) for the vectors of stratification factors used in the minimization method, that is, $\hat{p}_n(z) = n^{-1} \sum_{i=1}^n \mathbb{1}(Z_i = z)$ for each $z \in \mathcal{Z}$, which is usually available.

When the number of subjects n does not far exceed the strata size m , the empirical pmf may not be accurate for estimating p_0 . In this case, one remedy, if at all possible, is to recruit additional r subjects from the same population, from which Z_1, \dots, Z_n are drawn, and record only their stratification factors. Then we may use the empirical pmf \hat{p}_N of the $N = n+r$ covariate vectors, including Z_1, \dots, Z_n , as an estimate for p_0 . Further, in some applications, there may be reasonable structural assumptions on the vectors of stratification factors. For example, if the stratification factors are assumed to be independent, it suffices to estimate marginal pmfs, that is, $\hat{p}_n(z) = \prod_{k \in [K]} \{n^{-1} \sum_{i=1}^n \mathbb{1}(Z_i^k = z^k)\}$ for each $z \in \mathcal{Z}$.

Monte Carlo Estimation. Given an estimator \hat{p}_n for p_0 , by Monte Carlo methods, one may get an estimator for the covariance matrix, $\Sigma_n(\hat{p}_n)$, of $n^{-1/2}S_n$, when the vector of stratification factors has a pmf given by \hat{p}_n .

Specifically, let B be a large number, indicating the total number of repetitions. For the b -th repetition with $b \in [B]$, we generate a sequence of vectors of stratification factors $\{Z_i^{(b)} : i \in [n]\}$ from the pmf \hat{p}_n , follow the minimization method to make assignments, and compute the within-stratum imbalances $S_n^{(b)}$. Finally, we report the empirical covariance matrix of $\{n^{-1/2}S_n^b : b \in [B]\}$ as our estimator, that is,

$$\hat{\Sigma}_n^B(\hat{p}_n) = (B-1)^{-1} \sum_{b=1}^B \left\{ n^{-1/2}S_n^{(b)} - \hat{\mu}^B(\hat{p}_n) \right\} \left\{ n^{-1/2}S_n^{(b)} - \hat{\mu}^B(\hat{p}_n) \right\}^T, \quad (5)$$

where $\hat{\mu}^B(\hat{p}_n) = B^{-1} \sum_{b=1}^B (n^{-1/2}S_n^{(b)})$ is the empirical mean vector.

The Monte Carlo approach could be viewed as a parametric bootstrap, and since \mathcal{Z} is discrete, if \hat{p}_n is the empirical pmf, it is also a non-parametric bootstrap (Shao and Tu, 2012). The next theorem establishes the consistency of the Monte Carlo estimator.

Theorem 3 Consider the setup in Theorem 2. As $\min\{n, B\} \rightarrow \infty$,

$$\hat{\Sigma}_n^B(\hat{p}_n) \rightarrow \Sigma_\infty(p_0) \text{ in probability.}$$

Proof Note the following decomposition

$$\hat{\Sigma}_n^B(\hat{p}_n) - \Sigma_\infty(p_0) = \{\hat{\Sigma}_n^B(\hat{p}_n) - \Sigma_n(\hat{p}_n)\} + \{\Sigma_n(\hat{p}_n) - \Sigma_\infty(p_0)\}.$$

By Theorem 2, the term in the second bracket converges to zero in probability as $n \rightarrow \infty$. It remains to bound the (conditional) moments of the Monte Carlo error; see Appendix A.6.

Remark 4 In the bootstrap literature, it is customary not to consider the Monte Carlo error, which usually can be made arbitrarily small by increasing B . The above Theorem requires a proof because the bootstrap statistics $\{n^{-1/2}S_n^{(b)} : b \in [B]\}$ are not bounded.

TABLE 1 For each step, the first column indicates the key techniques, while the second lists the precise result.

Step 1: local asymptotic normality	Lemma 1: asymptotic expansion of $\ell_n(\mathbf{p}_n; \mathbf{p}_0)$
Step 2: Cramer-Wold device, martingale CLT	Lemma 2: joint convergence of $(n^{-1/2}\mathbf{S}_n, \ell_n(\mathbf{p}_n; \mathbf{p}_0))^T$.
Step 3: Le Cam's third lemma, moments convergence	Lemma 3: convergence of $n^{-1/2}\mathbf{S}_n$ when \mathbf{Z} is from \mathbf{p}_n .
Step 4: extended continuous mapping	Theorem 2: consistent covariances estimation.

Remark 5 As mentioned before, a consistent estimator for $\Sigma_\infty(\mathbf{p}_0)$ is required to develop asymptotically valid statistical tests for various models; see, e.g., Li et al. (2021); Ye and Shao (2020); Johnson et al. (2022). In simulation studies in Section 3, we consider adjusted tests using the proposed estimator, $\hat{\Sigma}_n^B(\hat{\mathbf{p}}_n)$, for survival analysis.

2.3 | Proof strategy

Since the proof is lengthy and involved, in this subsection, we discuss the proof strategy and highlight the main novelty of the proof, while details can be found in Appendix. Recall that $\Sigma_n(\mathbf{p})$ is the covariance matrix of $n^{-1/2}\mathbf{S}_n$ when \mathbf{Z} has the probability mass function (pmf) $\mathbf{p} \in \Delta_m$. Note that for a fixed n , $\Sigma_n(\mathbf{p})$ may be viewed as a complicated function of \mathbf{p} . For each pmf $\mathbf{p} \in \Delta_m$, define the log-likelihood ratio of \mathbf{p} against \mathbf{p}_0 for the sequence $\mathbf{Z}_1, \dots, \mathbf{Z}_n$ as follows:

$$\ell_n(\mathbf{p}; \mathbf{p}_0) = \sum_{i=1}^n \log \{ \mathbf{p}(\mathbf{Z}_i) / \mathbf{p}_0(\mathbf{Z}_i) \}. \quad (6)$$

The proof involves multiple steps, which are summarized in Table 1 and discussed in more detail below. For the purpose of discussion, fix an arbitrary sequence of deterministic pmfs $\mathbf{p}_n \in \Delta_m$ such that $n^{1/2}(\mathbf{p}_n - \mathbf{p}_0)$ is convergent as $n \rightarrow \infty$. The sequence $\{\mathbf{p}_n\}$ is known as local alternatives in the literature (Van der Vaart, 2000).

First, we show in Lemma 1 that the likelihood ratios $\ell_n(\mathbf{p}_n; \mathbf{p}_0)$ enjoys the local asymptotic normality (LAN) at \mathbf{p}_0 (Van der Vaart, 2000, Theorem 7.2).

Second, based on the LAN property, we apply the same martingale argument as in the proof of Hu and Zhang (2020, Theorem 3.2(iv)) and establish that the statistics $n^{-1/2}\mathbf{S}_n$ and the log-likelihood ratios $\ell_n(\mathbf{p}_n; \mathbf{p}_0)$ converge in distribution jointly.

Third, the joint convergence, together with the LAN property, allows us to derive the limiting distribution of the statistics $n^{-1/2}\mathbf{S}_n$ under the local alternatives $\{\mathbf{p}_n\}$. Specifically, in Lemma 3, by Le Cam's third lemma (Van der Vaart, 2000, Theorem 6.6), we prove that the distribution of $n^{-1/2}\mathbf{S}_n$, when \mathbf{Z} has the pmf \mathbf{p}_n , converges in distribution to $\mathcal{N}_m(\mathbf{0}, \Sigma_\infty(\mathbf{p}_0))$. Further, by (Van der Vaart, 2000, Theorem 2.20), the weak convergence implies that the first two moments of $n^{-1/2}\mathbf{S}_n$, when \mathbf{Z} has the pmf \mathbf{p}_n , converges to those of the limiting distribution. Since the covariance matrix of $n^{-1/2}\mathbf{S}_n$ under the local alternative \mathbf{p}_n is $\Sigma_n(\mathbf{p}_n)$, we have that $\Sigma_n(\mathbf{p}_n)$ converges to $\Sigma_\infty(\mathbf{p}_0)$. This step is the main novelty of our proof in that we establish the property of $\Sigma_n(\mathbf{p}_n)$ by working with the distribution of $n^{-1/2}\mathbf{S}_n$ under the local alternative \mathbf{p}_n .

Finally, given the established properties of the functions $\{\Sigma_n(\cdot)\}$, we apply the extended continuous mapping theorem (Kosorok, 2008, Theorem 7.24) to show the consistency of the proposed procedure as stated in Theorem 2.

Next, we provide precise statements for the first three steps and prove Theorem 1 and 2 using the result from the third step. We start with the asymptotic expansion for a sequence of log-likelihood ratios under local alternatives at \mathbf{p}_0 .

Lemma 1 Let $\mathbf{p}_n \in \Delta_m$ be a sequence of deterministic probability mass functions such that $n^{1/2}(\mathbf{p}_n - \mathbf{p}_0)$ converges to some vector $\boldsymbol{\delta} \in \mathbb{R}^m$ as $n \rightarrow \infty$. Then we have

$$\ell_n(\mathbf{p}_n; \mathbf{p}_0) = n^{-1/2} \sum_{i=1}^n \frac{\boldsymbol{\delta}(\mathbf{Z}_i)}{\mathbf{p}_0(\mathbf{Z}_i)} - \frac{1}{2} \sum_{\mathbf{z} \in \mathcal{Z}} \frac{\boldsymbol{\delta}^2(\mathbf{z})}{\mathbf{p}_0(\mathbf{z})} + o_{\mathbf{p}_0}(1),$$

where $o_{\mathbf{p}_0}(1)$ is a sequence of random variables that converges to 0 in probability.

Proof The result is essentially due to Van der Vaart (2000, Lemma 7.6). See Appendix A.3 for details.

Next, we show the joint convergence in distribution of the statistics $n^{-1/2}S_n$ and the local likelihood ratios.

Lemma 2 For any sequence of deterministic probability mass functions $\mathbf{p}_n \in \Delta_m$, if $n^{1/2}(\mathbf{p}_n - \mathbf{p}_0)$ converges to some vector $\boldsymbol{\delta} \in \mathbb{R}^m$ as $n \rightarrow \infty$, then we have

$$\left\{ \begin{array}{c} n^{-1/2}S_n \\ \ell_n(\mathbf{p}_n; \mathbf{p}_0) \end{array} \right\} \Rightarrow_{\mathbf{p}_0} \mathcal{N}_{m+1} \left(\begin{pmatrix} \mathbf{0}_m \\ -\tau^2/2 \end{pmatrix}, \begin{pmatrix} \boldsymbol{\Sigma}_\infty(\mathbf{p}_0) & \mathbf{0}_m \\ \mathbf{0}_m^T & \tau^2 \end{pmatrix} \right),$$

where $\tau^2 = \sum_{\mathbf{z} \in \mathcal{Z}} \boldsymbol{\delta}^2(\mathbf{z})/\mathbf{p}_0(\mathbf{z})$ and $\boldsymbol{\Sigma}_\infty(\mathbf{p}_0)$ is defined in Equation (15) in Appendix A.4.

Proof See Appendix A.4.

Remark 6 Due to the Cramér-Wold device, the above lemma is equivalent to the following: for any vector $\boldsymbol{\alpha} = \{\alpha_{\mathbf{z}} : \mathbf{z} \in \mathcal{Z}\}$ and scalar b_ℓ ,

$$\sum_{\mathbf{z} \in \mathcal{Z}} \alpha_{\mathbf{z}} (n^{-1/2}S_n(\mathbf{z})) + b_\ell \left(\ell_n(\mathbf{p}_n; \mathbf{p}_0) + \tau^2/2 \right) \Rightarrow_{\mathbf{p}_0} \mathcal{N}_1 \left(0, \boldsymbol{\alpha}^T \boldsymbol{\Sigma}_\infty(\mathbf{p}_0) \boldsymbol{\alpha} + b_\ell^2 \tau^2 \right).$$

As in the remark following Theorem 1, it is shown in the proof of Hu and Zhang (2020, Theorem 3.2(iv)) that for each $\mathbf{z} \in \mathcal{Z}$, $S_n(\mathbf{z})$ is approximated by a martingale. Further, by Lemma 1, $\ell_n(\mathbf{p}_n; \mathbf{p}_0) + \tau^2/2$ is asymptotically equivalent to a sum of i.i.d. zero mean random variables, which is also a martingale. Then we apply martingale central limit theorems to establish the above convergence, which relies on techniques developed in Hu and Zhang (2020), and a structural property of Poisson equation solutions associated with symmetric Markov chains (see Lemma 6 in Appendix).

In Appendix A.3, we show in Lemma 7 that $\ell_n(\mathbf{p}; \mathbf{p}_0)$ is, in fact, also the log-likelihood ratio of \mathbf{p} against \mathbf{p}_0 for the joint sequence $\{\mathbf{Z}_i, I_i : i \in [n]\}$. Then by Le Cam's third lemma (Van der Vaart, 2000, Theorem 6.6), using the LAN property in Lemma 1, we establish the limiting distribution of $n^{-1/2}S_n$ under local alternatives $\{\mathbf{p}_n\}$.

Lemma 3 For any sequence of deterministic probability mass functions $\mathbf{p}_n \in \Delta_m$, if $n^{1/2}(\mathbf{p}_n - \mathbf{p}_0)$ converges to some vector as $n \rightarrow \infty$, then we have

$$n^{-1/2}S_n \Rightarrow_{\mathbf{p}_n} \mathcal{N}_m(\mathbf{0}, \boldsymbol{\Sigma}_\infty(\mathbf{p}_0)), \quad \text{and} \quad \boldsymbol{\Sigma}_n(\mathbf{p}_n) \rightarrow \boldsymbol{\Sigma}_\infty(\mathbf{p}_0),$$

where $\boldsymbol{\Sigma}_\infty(\mathbf{p}_0)$ is defined in Equation (15) in Appendix A.4, and $\Rightarrow_{\mathbf{p}_n}$ means that the distribution of $n^{-1/2}S_n$, when the pmf of \mathcal{Z} is given by \mathbf{p}_n , converges weakly as $n \rightarrow \infty$.

Proof See Appendix A.5.

Remark 7 The second part in Lemma 3 states the following property regarding the sequence of functions $\{\Sigma_n(\cdot)\}$ locally at p_0 : for any sequence of pmfs $\{p_n\}$, as long as $n^{1/2}(p_n - p_0)$ is convergent, the function $\Sigma_n(\cdot)$ evaluated at p_n converges to the same limit $\Sigma_\infty(p_0)$.

Given Lemma 3, the proofs of Theorem 1 and 2 are immediate.

Proof of Theorem 1 It follows from Lemma 3 by letting $p_n = p_0$ for all $n \geq 1$.

Finally, we prove the main theorem.

Proof of Theorem 2 For each $n \geq 1$, define $D_n = \{n^{1/2}(p - p_0) \in \mathbb{R}^m : p \in \Delta_m\}$, and for each $\delta \in D_n$, define $f_n(\delta) = \Sigma_n(p_0 + n^{-1/2}\delta)$. Further, for each $\delta \in \mathbb{R}^m$, define $f_\infty(\delta) = \Sigma_\infty(p_0)$, that is, $f_\infty(\cdot)$ is a constant function.

Fix any sequence of $\delta_n \in D_n$ such that δ_n converges to some $\delta \in \mathbb{R}^m$. Define $p_n = p_0 + n^{-1/2}\delta_n \in \mathbb{R}^m$. Clearly, $n^{1/2}(p_n - p_0) = \delta_n$ converges to δ as $n \rightarrow \infty$. Then by Lemma 3 (and also see its subsequent remark), we have

$$f_n(\delta_n) = \Sigma_n(p_n) \rightarrow \Sigma_\infty(p_0) = f_\infty(\delta), \text{ as } n \rightarrow \infty.$$

Thus the sequence of functions $\{f_n(\cdot)\}$ and $f_\infty(\cdot)$ meet the condition required by the extended continuous mapping theorem (Kosorok, 2008, Theorem 7.24).

Finally, since by assumption $n^{1/2}(\hat{p}_n - p_0)$ converges to some random vector Θ , (Kosorok, 2008, Theorem 7.24) implies that $f_n(n^{1/2}(\hat{p}_n - p_0)) \Rightarrow_{p_0} f(\Theta) = \Sigma_\infty(p_0)$, where the equality is due to the definition of $f_\infty(\cdot)$. The proof is complete since by definition $f_n(n^{1/2}(\hat{p}_n - p_0)) = \Sigma_n(\hat{p}_n)$.

Remark 8 As is evident from the above proof, the key step is the "continuity" of functions $\{\Sigma_n(\cdot)\}$ at p_0 , established in Lemma 3. We note again that $\Sigma_n(p)$ is a complicated function of p . The main insight is that $\Sigma_n(p_n)$ is the covariance matrix of $n^{-1/2}S_n$ when Z has the pmf p_n , and that we establish this notion of continuity by studying the limiting distribution of $n^{-1/2}S_n$ under the local alternative p_n .

2.4 | Numerical study: estimation error of covariance matrices

In this simulation study, we compare the proposed estimator $\hat{\Sigma}_n^B(\hat{p}_n)$ in (5) with the covariance matrix $\Sigma_n(p_0)$ of the scaled within-stratum imbalances, $n^{-1/2}S_n$, under minimization method. Specifically, for the minimization method, we set the weight vector $\omega = (1/K, \dots, 1/K)$, and the function g to be $g_q(\cdot)$ in Equation (3) with $q = 0.3$.

We consider the sample size $n \in \{200, 500, 1000\}$ and the following two setups for the stratification factors.

Setup 1. two stratification factors each with two levels, i.e., $m = 2 \times 2$, and p_0 is one of the following: $p_0^{(1)} = (1/4, 1/4, 1/4, 1/4)$; $p_0^{(2)} = (1/3, 1/6, 1/6, 1/3)$; $p_0^{(3)} = (2/3, 1/9, 1/9, 1/9)$.

Setup 2. three stratification factors with levels 2, 2 and $\kappa \in \{3, 5\}$ respectively, i.e., $m = 2 \times 2 \times \kappa$, and $p_0 = (1/m, \dots, 1/m)$.

For the estimator $\hat{\Sigma}_n^B(\hat{p}_n)$, we let $B = 1,000$ and consider three choices for \hat{p}_n as discussed in Subsection 2.2. The first is the empirical probability mass function (pmf) of $\{Z_1, \dots, Z_n\}$, denoted by "Emp" in the reported tables; the second assumes independence among the stratification factors, denoted by "Ind"; the third is the empirical pmf of a larger sample with size $N = 4n$, denoted by " $N = 4n$ ". For $\Sigma_n(p_0)$, it is estimated by $\hat{\Sigma}_n^{B'}(p_0)$ with $B' = 5 \times 10^5$ and

TABLE 2 Setup 1 with $m = 2 \times 2$ and with \hat{p}_n being the empirical pmf.

		$p_0^{(1)}$	$p_0^{(2)}$	$p_0^{(3)}$
$n = 200$	Sup	7.62E-4	9.07E-4	8.85E-4
	Rel Sup	4.13E-2	5.38E-2	7.09E-2
$n = 500$	Sup	6.39E-4	6.74E-4	5.60E-4
	Rel Sup	3.74E-2	4.40E-2	5.39E-2
$n = 1000$	Sup	6.13E-4	5.87E-4	4.68E-4
	Rel Sup	3.67E-2	3.99E-2	4.81E-2

TABLE 3 Setup 2 with $m = 2 \times 2 \times \kappa$, $\kappa = 3, 5$, and $p_0 = (1/m, \dots, 1/m)^\top$. The additional data case is considered with $N = 4n$.

		$m = 2 \times 2 \times 3$			$m = 2 \times 2 \times 5$		
		Emp	Ind	$N = 4n$	Emp	Ind	$N = 4n$
$n = 200$	Sup	1.56E-3	1.19E-3	9.01E-4	1.54E-3	1.07E-3	8.22E-4
	Rel Sup	1.19E-1	9.08E-2	6.84E-2	1.73E-1	1.21E-1	9.28E-2
$n = 500$	Sup	9.96E-4	8.07E-4	6.36E-4	9.41E-4	6.82E-4	5.44E-4
	Rel Sup	7.84E-2	6.35E-2	5.03E-2	1.11E-1	8.05E-2	6.39E-2
$n = 1000$	Sup	7.57E-4	6.51E-4	5.39E-4	6.79E-4	5.26E-4	4.36E-4
	Rel Sup	6.04E-2	5.20E-2	4.31E-2	8.14E-2	6.30E-2	5.21E-2

assuming that p_0 is known. Since B' is large, $\hat{\Sigma}_n^{B'}(p_0)$ is viewed as a surrogate for $\Sigma_n(p_0)$, and thus we evaluate the loss of accuracy due to the estimation error of \hat{p}_n and a small number of Monte Carlo repetitions.

In Table 2 and 3, we report the estimated difference $\|\hat{\Sigma}_n^B(\hat{p}_n) - \Sigma_n(p_0)\|_{\max}$ ("Sup"), and relative difference $\|\hat{\Sigma}_n^B(\hat{p}_n) - \Sigma_n(p_0)\|_{\max} / \|\Sigma_n(p_0)\|_{\max}$ ("Rel Sup"), each based on the average over 10^4 repetitions, where for a matrix A , $\|A\|_{\max}$ is the maximum of the absolute values of its entries. From Table 2, when the number of strata m is small, the proposed estimator with the empirical pmf \hat{p}_n approximates well the target $\Sigma_n(p_0)$, even in the case of positive correlation between the two stratification factors (i.e., $p_0^{(2)}$) or the existence of a dominant stratum (i.e., $p_0^{(3)}$). From Table 3, the estimation error increases with m and is relatively large when the empirical pmf is used in the smaller sample size cases, but we may improve the performance of $\hat{\Sigma}_n^B(\hat{p}_n)$ with a more accurate \hat{p}_n , which may be obtained under additional assumptions or data.

2.5 | Numerical study: variance inflation along some directions

In this subsection, our goal is to demonstrate via examples that along some directions, there is an increased variance of within-stratum imbalances under the minimization method compared to the simple randomization, which, as we shall see in Subsection 3.3, may lead to an inflated Type-I error of statistical tests developed under the simple randomization.

We consider two stratification factors each with two levels, i.e., $m = 2 \times 2$. For any positive p_0 and general function $g(\cdot)$ in Step 3 of the minimization method, essentially by arguments in Hu and Zhang (2020), we show in Appendix

A.7 that

$$\Sigma_{\infty}(\mathbf{p}_0; \mathbf{g}) = \nu(\mathbf{p}_0; \mathbf{g}) \times (\mathbf{v}^*, -\mathbf{v}^*, -\mathbf{v}^*, \mathbf{v}^*), \quad (7)$$

where $\nu(\mathbf{p}_0; \mathbf{g})$ is a scalar, $\mathbf{v}^* = (1, -1, -1, 1)^T$, and we make the dependence on $\mathbf{g}(\cdot)$ explicit. Further, under the simple randomization, the limiting covariance matrix of $n^{-1/2}S_n$ is $\text{diag}(\mathbf{p}_0)$, the $m \times m$ diagonal matrix with the diagonal vector being \mathbf{p}_0 .

In the simulation study, we consider $\mathbf{p}_0 = (1/4, 1/4, 1/4, 1/4)$, the weight vector $\omega = (1/2, 1/2)$ and the function $g_q(\cdot)$ in (3) with various $q \in (0.1, 0.45)$; since \mathbf{p}_0 is fixed, we write $\nu(q)$ for $\nu(\mathbf{p}_0; g_q)$. In this case, the smallest eigenvalue for the difference, $\text{diag}(\mathbf{p}_0) - \Sigma_{\infty}(\mathbf{p}_0; g_q)$, between the two limiting covariance matrices is $1/4 - 4\nu(q)$, which corresponds to the eigenvector $\mathbf{v}^*/2$. For each q , we estimate $\nu(q)$ by the first entry of $\hat{\Sigma}_n^B(\mathbf{p}_0)$ in (5) with $B = 4 \times 10^5$ for $n \in \{10^4, 5 \times 10^4\}$, assuming that \mathbf{p}_0 is known. Further, based on the B Monte Carlo samples, we construct a 95% confidence interval(CI) for $\nu(q)$. The results are reported in Figure 1, where the black lines and shaded bands indicate the estimates and 95%CIs of $1/4 - 4\nu(q)$ respectively.

From Figure 1, we may conclude that for $\mathbf{p}_0 = (1/4, 1/4, 1/4, 1/4)$, and $g_q(\cdot)$ with $0.25 \leq q \leq 0.4$, the smallest eigenvalue of $\text{diag}(\mathbf{p}_0) - \Sigma_{\infty}(\mathbf{p}_0; g_q)$ is negative, which implies that along some directions, such as $\mathbf{v}^*/2$, the variance is larger under the minimization method than under the simple randomization. This phenomenon does *not* occur in most covariate-adaptive designs, including the stratified version of the urn, permuted block, and biased coin design.

Further, when $q \leq 0.2$, the limiting covariance matrix $\Sigma_{\infty}(\mathbf{p}_0; g_q)$ under the minimization method is dominated by that under the simple randomization, i.e., $\text{diag}(\mathbf{p}_0)$. To the best of our knowledge, providing sufficient conditions for this dominance is still an open question.

Remark 9 Our simulation setup is also considered in Johnson et al. (2022), which establishes the structural result (7) under the assumption that $\mathbf{p}_0 = (1/4, 1/4, 1/4, 1/4)$. As mentioned above, by arguments in Hu and Zhang (2020), (7) holds for general \mathbf{p}_0 . We note that our contribution is in proposing a consistent estimator for $\Sigma_{\infty}(\mathbf{p}_0)$ when \mathbf{p}_0 needs to be estimated. Further, we complement the results of Johnson et al. (2022) in that we provide examples (i.e., large q), under which $\Sigma_{\infty}(\mathbf{p}_0; g_q)$ is not dominated by the limiting covariance matrix under the simple randomization.

3 | ADJUSTMENT TO ROBUST TESTS FOR SURVIVAL ANALYSIS

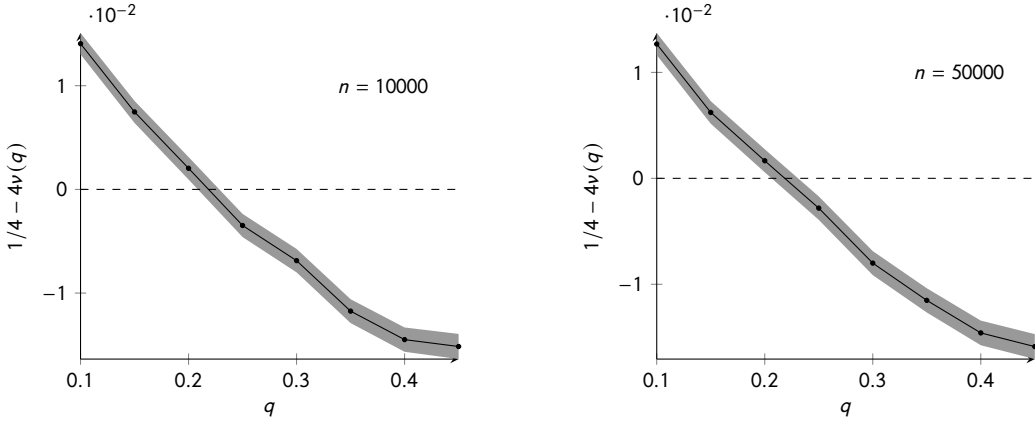
We first recall the robust tests (Lin and Wei, 1989) for treatment effects with survival outcomes, and its adjustment under the minimization method (Johnson et al., 2022; Ye and Shao, 2020), which requires a consistent estimator for the limiting covariance matrix $\Sigma_{\infty}(\mathbf{p}_0)$.

3.1 | Adjusted robust tests for treatment effect

We start with the setup for testing treatment effects in survival analysis. For each subject, we observe $\mathbf{Z}, I, X = \min(T_I, C_I), \delta = \mathbb{1}(T_I \leq C_I), \mathbf{W}$, where \mathbf{Z} is the stratification factor used in randomization, I is the binary indicator for treatment group, $\{T_0, T_1\}$ (resp. $\{C_0, C_1\}$) are the potential survival (resp. censoring) time for $I = 0$ and $I = 1$, and \mathbf{W} covariates used for statistical inference. Further, let \mathbf{V} be the collection of all covariates, including unobserved ones; in particular, \mathbf{Z} and \mathbf{W} are deterministic functions of \mathbf{V} .

Denote by $h(\cdot | \mathbf{v}, 1)$ (resp. $h(\cdot | \mathbf{v}, 0)$) the true hazard function of T_1 (resp. T_0) when $\mathbf{V} = \mathbf{v}$, and the goal is to test the null $H_0 : h(t | \mathbf{v}, 1) = h(t | \mathbf{v}, 0)$ for all $t \in \mathbb{R}$ and \mathbf{v} , based on n -observations $\{(\mathbf{Z}_i, I_i, X_i, \delta_i, \mathbf{W}_i) : i \in [n]\}$,

FIGURE 1 Estimates and 95% confidence intervals of $1/4 - 4\nu(q)$ under the setup where $m = 2 \times 2$ with equal prevalence $p_0 = (1/4, \dots, 1/4)$.



where $\{Z_i, W_i, T_{i,1}, T_{i,0}, C_{i,1}, C_{i,0} : i \in [n]\}$ are independent with the same distribution as $\{Z, W, T_0, T_1, C_0, C_1\}$, and $\{I_i : i \in [n]\}$ depend on the adopted covariate-adaptive design.

Under the simple randomization, Lin and Wei (1989) proposes a test for H_0 that is robust against model misspecification. In particular, consider the following *working* Cox proportional hazards model,

$$\tilde{h}(t | V, I) = h_0(t) \exp(\theta I + \beta^T W),$$

where h_0 denotes a baseline hazard, and test $H'_0 : \theta = 0$. Under H'_0 , denote by $\hat{\beta}_n$ the maximum partial likelihood estimator, and $U_n(\hat{\beta}_n)$ the usual score test statistic, where

$$U_n(\beta) = n^{-1/2} \sum_{i=1}^n \int_0^\infty \Xi_i(\beta, X_i) dN_i(t), \quad \text{with } \Xi_i(\beta, t) = I_i - \frac{\sum_{\ell=1}^n I_\ell Y_\ell(t) \exp(\beta^T W_\ell)}{\sum_{\ell=1}^n Y_\ell(t) \exp(\beta^T W_\ell)},$$

and $Y_i(t) = \mathbb{1}(X_i \geq t)$, $N_i(t) = \delta_i \mathbb{1}(X_i \leq t)$. Given a nominal level α , Lin and Wei (1989) proposes to reject the null H_0 when $|T_R| \geq \Phi^{-1}(\alpha/2)$, where Φ is the cumulative distribution function of $\mathcal{N}_1(0, 1)$, and the statistic $T_R = U_n(\hat{\beta}_n) / \{\hat{B}_R(\hat{\beta}_n)\}^{1/2}$ with $\hat{B}_R(\hat{\beta}_n) = n^{-1} \sum_{i=1}^n \hat{O}_i^2$, and

$$\hat{O}_i = \delta_i \Xi_i(\hat{\beta}_n, X_i) - \sum_{j=1}^n \frac{\delta_j Y_j(X_j) \exp(\hat{\beta}_n^T W_j)}{\sum_{\ell=1}^n Y_\ell(X_j) \exp(\hat{\beta}_n^T W_\ell)} \Xi_i(\hat{\beta}_n, X_j).$$

Under the *simple randomization*, this test achieves an asymptotically valid size for testing H_0 even with a mis-specified working model (Lin and Wei, 1989).

Under the *minimization* method, the denominator in the robust test statistic, T_R , needs to be adjusted (Ye and Shao, 2020; Johnson et al., 2022), which requires a consistent estimator for $\Sigma_\infty(p_0)$. Specifically, for each $z \in \mathcal{Z}$ and $j \in \{0, 1\}$, denote by n_z the size of $\{i \in [n] : Z_i = z\}$, and by $\hat{E}_{z,j}$ and $\hat{V}_{z,j}$ the sample mean and variance of

$\{\hat{O}_i : \mathbf{Z}_i = \mathbf{z}, I_i = j; i \in [n], j = 0, 1\}$. Further, define

$$\hat{B}_{\text{Adj}}(\hat{\beta}_n) = n^{-1} \sum_{\mathbf{z} \in \mathcal{Z}} n_{\mathbf{z}} (\hat{V}_{\mathbf{z}1} + \hat{V}_{\mathbf{z}0}) / 2 + \hat{G}^T \hat{\Sigma}_n^B(\hat{\mathbf{p}}_n) \hat{G}, \quad (8)$$

where $\hat{\Sigma}_n^B(\hat{\mathbf{p}}_n)$ is the proposed Monte Carlo estimator in Equation (5), and $\hat{G} = (\hat{E}_{\mathbf{z}1} - \hat{E}_{\mathbf{z}0})/2$. Finally, we reject the null if $|T_{\text{Adj}}| \geq \Phi^{-1}(\alpha/2)$, where $T_{\text{Adj}} = U_n(\hat{\beta}_n) / \{\hat{B}_{\text{Adj}}(\hat{\beta}_n)\}^{1/2}$. Under the minimization design and possible model mis-specification, by Ye and Shao (2020); Johnson et al. (2022), under conditions C1-C3 in Ye and Shao (2020), the adjusted test is asymptotically valid, that is, as $\min\{n, B\} \rightarrow \infty$, $\mathbb{P}\{|T_{\text{Adj}}| > \Phi^{-1}(\alpha/2)\} \rightarrow \alpha$, while the robust test may not be:

$$\lim_{n \rightarrow \infty} \mathbb{P}\{|T_R| > \Phi^{-1}(\alpha/2)\} = 2\Phi \left[-\Phi^{-1}(\alpha/2) \left\{ \frac{\psi + G^T \text{diag}(\mathbf{p}_0)G}{\psi + G^T \Sigma_\infty(\mathbf{p}_0)G} \right\}^{1/2} \right], \quad (9)$$

where ψ and G are introduced in Ye and Shao (2020) and also defined in Appendix B. Recall that $\text{diag}(\mathbf{p}_0)$ is the limiting covariance of $n^{-1/2}S_n$ under the simple randomization. If $G^T \text{diag}(\mathbf{p}_0)G < G^T \Sigma_\infty(\mathbf{p}_0)G$, which could happen if $\Sigma_\infty(\mathbf{p}_0)$ is not dominated by $\text{diag}(\mathbf{p}_0)$, then the robust test T_R has an asymptotically inflated size under the minimization method, which we demonstrate in Subsection 3.3.

Remark 10 In Ye and Shao (2020, Equation (20)), it is shown that $n^{-1} \sum_{\mathbf{z} \in \mathcal{Z}} n_{\mathbf{z}} (\hat{V}_{\mathbf{z}1} + \hat{V}_{\mathbf{z}0}) / 2$ and \hat{G} are consistent for ψ and G respectively. In this work, we propose a consistent estimator $\hat{\Sigma}_n^B(\hat{\mathbf{p}}_n)$ for $\Sigma_\infty(\mathbf{p}_0)$. As a result, by Johnson et al. (2022, Theorem 1), we have that $\hat{B}_{\text{Adj}}(\hat{\beta}_n)$ is a consistent estimator for the asymptotic variance of $U_n(\hat{\beta}_n)$.

Remark 11 The adjusted robust test T_{Adj} is proposed for other covariate-adaptive designs in Ye and Shao (2020), which is extended to the minimization method by Johnson et al. (2022). Note that Johnson et al. (2022) proposes a consistent estimator for $\Sigma_\infty(\mathbf{p}_0)$ when each stratum has the same prevalence, that is, $\mathbf{p}_0 = (1/m, \dots, 1/m)$ (in particular, \mathbf{p}_0 is known in this case). Our main contribution is to propose the consistent estimator $\hat{\Sigma}_n^B(\hat{\mathbf{p}}_n)$ in (5) with a general, unknown \mathbf{p}_0 .

3.2 | Numerical study: size and power of the adjusted test

In this simulation study, we compare four tests in terms of size and power with possibly mis-specified working models, including the adjusted robust test T_{Adj} , robust test T_R without adjustment, unstratified log-rank test T_L and stratified log-rank test T_{SL} . The first two are introduced in the previous subsection; T_L corresponds to T_R with covariates $\mathbf{W}_i = 0$, while T_{SL} to T_R with $\mathbf{W}_i = \{\mathbb{1}(\mathbf{Z}_i = \mathbf{z}) : \mathbf{z} \in \mathcal{Z}\}$, i.e., a weighted average of stratum specific log-rank test statistics. For T_{Adj} , we use the empirical probability mass function $\hat{\mathbf{p}}_n$ and $B = 1,000$ for $\hat{\Sigma}_n^B(\hat{\mathbf{p}}_n)$ in Equation (5).

For the minimization method, we set weight vector $\omega = (1/K, \dots, 1/K)$ and use $g_q(\cdot)$ in Equation (3) with $q = 2/3$ in Step 3. For each $k \in [K]$, \mathbf{Z}^k has a discrete uniform distribution over $\{0, \dots, m_k - 1\}$, and $\mathbf{Z}^1, \dots, \mathbf{Z}^K$ are independent. We consider the following cases with $n \in \{200, 500, 750\}$, where $h_0 = \log(2)/12$. We recall that $h(\cdot | \mathbf{V}, I)$ and $\tilde{h}(\cdot | \mathbf{V}, I)$ are the true and working hazard rate function respectively, and that C denotes the censoring time. In addition, denote by $\text{Unif}(\ell, u)$ (resp. ε_1) a random variable that has the uniform distribution over (ℓ, u) (resp. exponential distribution with rate 1), which is independent of all other random variables.

Case 1. $m_1 = 2$ and $m_2 = 3$, i.e., $m = 2 \times 3$. Let $\mathbf{W}_1 = \mathbf{Z}^1$, $\mathbf{W}_2 = \mathbb{1}(\mathbf{Z}^2 = 0)$, $\mathbf{W}_3 = \mathbb{1}(\mathbf{Z}^2 = 1)$. $h(t | \mathbf{V}, I) = h_0 \exp(\theta I + 1.5\mathbf{W}_1 - \mathbf{W}_2 - 0.5\mathbf{W}_3)$ for $t \in \mathbb{R}$, and $\tilde{h}(\cdot | \mathbf{V}, I) = h(\cdot | \mathbf{V}, I)$. $C = \text{Unif}(20, 40)$.

Case 2. $m_1 = m_2 = 2$ and $m_3 = 5$, i.e. $m = 2 \times 2 \times 5$. Let $\mathbf{W}_1 = \mathbf{Z}^1$, and \mathbf{W}_2 has the $\mathcal{N}_1(0, 1)$ distribution and is independent from \mathbf{Z} . $h(t | \mathbf{V}, I) = h_0 \exp(\theta I - 1.5\mathbf{W}_1 + 2.5\mathbf{W}_2)$ for $t \in \mathbb{R}$, and $\tilde{h}(\cdot | \mathbf{V}, I) = h(\cdot | \mathbf{V}, I)$.

TABLE 4 Empirical Test Sizes under 4 cases. T_L : Log-rank test; T_R : Robust test; T_{SL} : Stratified Log-rank test; T_{Adj} : Adjusted robust test.

	$n = 200$				$n = 500$				$n = 750$			
	T_L	T_R	T_{SL}	T_{Adj}	T_L	T_R	T_{SL}	T_{Adj}	T_L	T_R	T_{SL}	T_{Adj}
C1	1.8	5.5	5.1	5.5	1.7	5.2	5.0	5.3	1.6	5.1	4.9	5.2
C2	4.5	5.7	4.9	5.8	4.5	5.1	5.0	5.3	4.3	5.4	4.9	5.1
C3	2.2	3.4	5.0	6.1	2.0	2.9	5.2	5.5	1.9	2.7	5.0	5.3
C4($\kappa = 5$)	4.2	2.5	5.1	6.2	3.9	2.1	5.0	5.4	3.9	2.0	5.0	5.2
C4($\kappa = 10$)	4.2	2.3	5.0	8.4	4.0	2.0	5.2	5.4	4.1	1.9	4.9	5.1

$C = \text{Unif}(40, 70)$.

Case 3. $m_1 = 2$ and $m_2 = 4$, i.e., $m = 2 \times 4$. Let \mathbf{W}_2 has the $\mathcal{N}_1(0, 1)$ distribution; $\mathbf{W}_1 = \mathbf{Z}^1$ is independent from \mathbf{W}_2 , and $\mathbf{Z}^2 = \sum_{j=1}^3 \mathbb{1}(\mathbf{W}_2 \geq \Phi^{-1}(j/4))$. The failure time $T = \exp(\theta I + 1.5\mathbf{W}_1 + 1.5(\mathbf{W}_2)^2) + \varepsilon_1$, and $\tilde{h}(t | \mathbf{V}, I) = h_0 \exp(\theta I + \beta_1 \mathbf{W}_1 + \beta_2 \mathbf{W}_2)$ for $t \in \mathbb{R}$. $C = \text{Unif}(0, 1)$.

Case 4(κ). $m_1 = 2$, $m_2 = 2$, $m_3 = \kappa \in \{5, 10\}$, i.e., $m = 2 \times 2 \times \kappa$. Let $\mathbf{W}_1 = \mathbf{Z}^1$ independent from $\mathbf{W}_2, \mathbf{W}_3$, which are i.i.d. $\mathcal{N}_1(0, 1)$ random variables; $\mathbf{Z}^2 = \mathbb{1}(\mathbf{W}_2 \geq 0)$. $h(t | \mathbf{V}, I) = h_0 \exp(\theta I + 2\mathbf{W}_1 + 2.5\mathbf{W}_3)$, and $\tilde{h}(t | \mathbf{V}, I) = h_0 \exp(\theta I + \beta_1 \mathbf{W}_3)$ for $t \in \mathbb{R}$. $C = \text{Unif}(40, 70)$.

The mean censoring rate for Case 1-3 is respectively 20.3%, 37.3%, 18.9%, while for Case 4 with $\kappa = 5$ and 10, it is 28.4% and 18.1%. Case 1 and 2 consider correctly specified working models, and Case 2 has a larger number of strata. Case 3 considers model mis-specification in terms of the proportional hazard assumption, while Case 4 in terms of missing covariates.

In Table 4, we report the sizes of the four tests under the above cases with $\theta = 0$ for $n \in \{200, 500, 750\}$ at the 5% nominal level based on 10^5 repetitions. Table 4 shows that the unstratified log-rank test T_L , which is widely used in clinical trials, tends to be conservative under the minimization method. Further, if *all* the stratification factors used in the randomization are included calculation of test statistic, the stratified log-rank test T_{SL} maintains a correct test size, which is established in Ye and Shao (2020). The robust test T_R under the minimization method tends to be conservative in the presence of model mis-specification. With the adjustment using the proposed covariance estimator, we find T_{Adj} corrects the size of T_R in the right direction and attains a size that is close to the nominal level for a moderate sample size.

In Figure 2 and 3, we further report the power of the above tests corresponding to various θ in the above cases for $n = 500$ at the 5% nominal level based on 2,000 repetitions. Compared to the stratified log-rank test T_{SL} , the robust test T_R and its adjusted version T_{Adj} have a much larger power when an important covariate, in addition to those stratification factors, is included in the working model, such as in \mathbf{W}_2 in Case 2 and \mathbf{W}_3 in Case 4. When the robust test T_R is conservative, such as in Case 4, the adjusted version T_{Adj} is more powerful. These empirical results are in line with Ye and Shao (2020, Corollary 1 and Theorem 2).

3.3 | Numerical study: size inflation under the minimization method

Under the minimization method, the asymptotic size of the robust test T_R *without* adjustment is given in Equation (9). In Subsection 2.5, we show by simulation that $\Sigma_\infty(p_0)$ is not dominated by $\text{diag}(p_0)$ under some parameter configurations, and thus T_R may have an inflated size, which we now demonstrate.

FIGURE 2 Empirical power for Case 1 (left) and Case 2 (right). The solid line with circle marker is for the adjusted robust test, the dashed dotted line with diamond marker for the conventional robust test, the loosely dashed line with triangle marker for the stratified log-rank test, and the densely dashed with square marker for the log-rank test. The horizontal dotted line indicates the 5% nominal level. **Visibly close lines are combined:** the robust test and the adjusted robust test are combined, and so are the log-rank test and the stratified log-rank test.

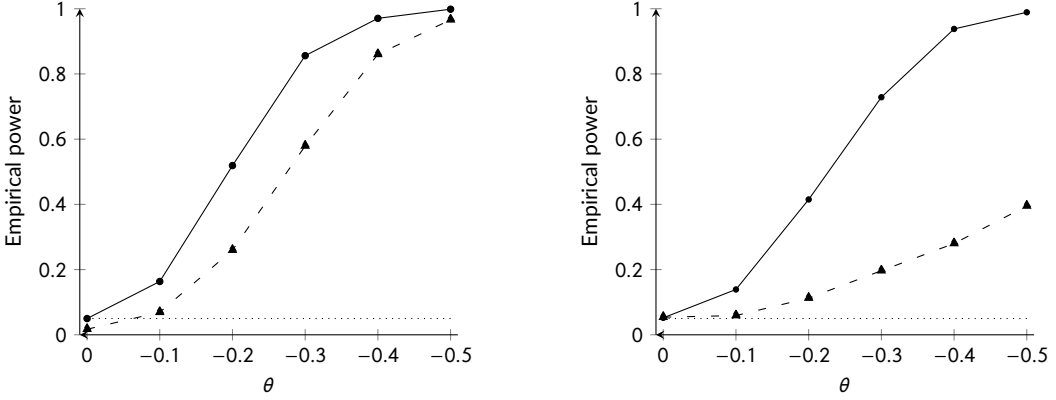


TABLE 5 Theoretical sizes for the Exponential model and Gamma model are respectively 5.29% and 5.32%. For all estimates, the standard deviation is around 0.04%.

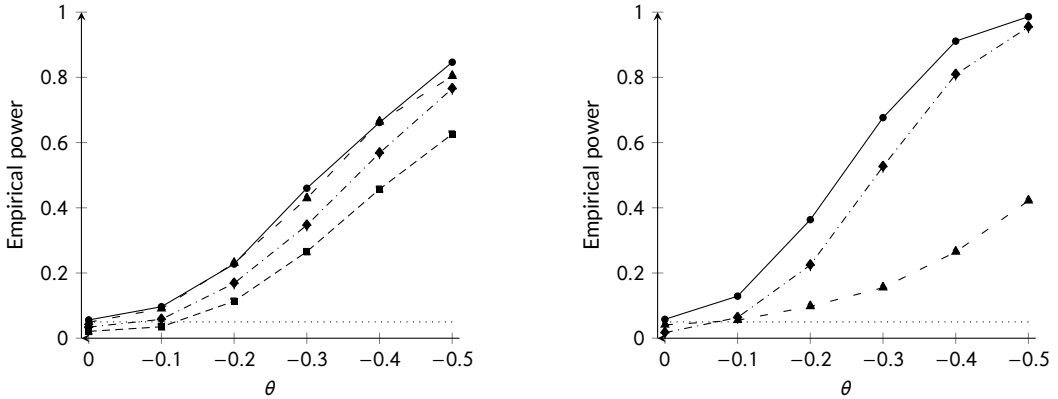
	$n = 200$	$n = 500$	$n = 2,000$	$n = 5,000$	$n = 10,000$
Exponential	6.25	5.70	5.43	5.38	5.25
Gamma	6.21	5.74	5.47	5.31	5.37

Specifically, we consider two stratification factors each with two levels, i.e., $m = 2 \times 2$, and $p_0 = (1/4, \dots, 1/4)$. For the minimization method, we set weight vector $\omega = (1/2, 1/2)$ and use $g_q(\cdot)$ in Equation (3) with $q = 0.4$ in Step 3. We consider two models for the failure time. In the first model termed "Exponential", the true hazard function $h(t | \mathbf{V}, I) = 0.1 \times \mathbb{1}(Z^1 = Z^2) + 2 \times \mathbb{1}(Z^1 \neq Z^2)$ for $t \in \mathbb{R}$; in the second model termed "Gamma", $T = \Gamma_1 \mathbb{1}(Z^1 = Z^2) + \Gamma_2 \mathbb{1}(Z^1 \neq Z^2)$, where Γ_1 (resp. Γ_2) has the Gamma distribution with the (shape, rate) parameter (10, 2) (resp. (40, 2)). We assume no censoring, and use the working hazard function $h_0(t) \exp\{\theta I + \beta_1 \mathbb{1}(Z^1 = 1)\}$, that is, partial stratification on Z^1 .

As discussed in Subsection 2.5, $\Sigma_\infty(p_0)$ has a structure given in Equation (7), and assuming p_0 is known, we estimate $v(g_{0.4})$ in Equation (7) by the first entry of $\hat{\Sigma}_{n'}^{B'}(p_0)$ in Equation (5) with $B' = 4 \times 10^5$ and $n' = 10^4$. Further, we estimate ψ and G in Equation (9) by $\hat{\psi} = n^{-1} \sum_{z \in \mathcal{Z}} n_z (\hat{V}_{z1} + \hat{V}_{z0})/2$ and \hat{G} , defined in Equation (8), with a sample size of 10^4 and 4×10^5 Monte Carlo repetitions. Based on these estimates, i.e., $\hat{\Sigma}_{n'}^{B'}(p_0)$, $\hat{\psi}$, \hat{G} , we calculate the theoretical size by (9), which is 5.29% and 5.32% for the Exponential and Gamma model respectively.

Further, we estimate the actual rejection probability under H_0 for $n \in \{200, 500, 2 \times 10^3, 5 \times 10^3, 10^4\}$ at the 5% nominal level with 4×10^5 repetitions. In Table 5, we report the results, together with the standard deviation for these estimates. For a moderate sample size n , the unadjusted robust test has a 1% absolute size inflation when one of the stratification factors used in randomization is not included in the stratified test. As n increases, the empirical sizes approach the theoretical limits, which are larger than the nominal level, though the magnitude of inflation is smaller.

FIGURE 3 Empirical power of the four tests for Case 3 (left) and Case 4 with $\kappa = 10$ (right). See explanations for each line in the caption of Figure 2. Lines for the log-rank test and the stratified log-rank test are combined for Case 4.



4 | DISCUSSIONS

In this work, we focus on the minimization method and propose a consistent Monte Carlo estimator for the limiting covariance matrix of within-stratum imbalances. Further, we conduct simulation studies to evaluate the performance when the estimator is used to adjust robust tests in survival analysis.

There are several directions we plan to explore in the future. First, in this work, we consider balanced allocation under the minimization method, where the desired ratio for the treatment and control groups is 1 : 1 for each stratification factor; it is of practical importance to study minimization methods under an unbalanced allocation. Second, we assume there are only two treatment groups. A theory for multiple treatment groups was also developed in Hu and Zhang (2020). It would be interesting to develop consistent estimators and more importantly adjusted robust tests under this setup. Finally, in this work, we assume the number of strata m is fixed when n tends to infinity in the asymptotic analysis. Since the minimization method is commonly applied when n is not much larger than m , it is important to consider asymptotics in which m also diverges with n .

Acknowledgements

The authors thank the associate editor and the two referees for careful reading of the manuscript and for constructive comments which led to significant improvement of the paper. This research was supported by the Natural Sciences and Engineering Research Council of Canada (NSERC). This research was also supported, in part, by Compute Canada (www.computecanada.ca).

references

- Alphonso, N., Tan, C., Utley, M., Cameron, R., Dussek, J., Lang-Lazdunski, L. and Treasure, T. (2005) A prospective randomized controlled trial of suction versus non-suction to the under-water seal drains following lung resection. *European journal of cardio-thoracic surgery*, **27**, 391–394.
- Asmussen, S. (2003) *Applied probability and queues*, vol. 2. Springer.

- Baldi Antognini, A. and Zagoraiou, M. (2011) The covariate-adaptive biased coin design for balancing clinical trials in the presence of prognostic factors. *Biometrika*, **98**, 519–535.
- Breugom, A., Van Gijn, W., Muller, E., Berglund, Å., Van den Broek, C., Fokstuen, T., Gelderblom, H., Kapiteijn, E., Leer, J., Marijnen, C. et al. (2015) Adjuvant chemotherapy for rectal cancer patients treated with preoperative (chemo) radiotherapy and total mesorectal excision: a dutch colorectal cancer group (dccg) randomized phase iii trial. *Annals of Oncology*, **26**, 696–701.
- Bugni, F. A., Canay, I. A. and Shaikh, A. M. (2018) Inference under covariate-adaptive randomization. *Journal of the American Statistical Association*, **113**, 1784–1796.
- (2019) Inference under covariate-adaptive randomization with multiple treatments. *Quantitative Economics*, **10**, 1747–1785.
- Bugni, F. A. and Gao, M. (2023) Inference under covariate-adaptive randomization with imperfect compliance. *Journal of Econometrics*, **237**, 105497.
- Douc, R., Jacob, P. E., Lee, A. and Vats, D. (2022) Solving the poisson equation using coupled markov chains. *arXiv preprint arXiv:2206.05691*.
- Efron, B. (1971) Forcing a sequential experiment to be balanced. *Biometrika*, **58**, 403–417.
- Hall, P. and Heyde, C. C. (2014) *Martingale limit theory and its application*. Academic press.
- Hu, F. and Zhang, L.-X. (2020) On the theory of covariate-adaptive designs. *arXiv preprint arXiv:2004.02994*.
- Hunt, D., Varigos, J., Dienstl, F., Lechleitner, P., De Backer, G., KORNITZER, M., CAIRNS, J., TURPIE, A., FRITZHANSEN, P., SKAGEN, K. et al. (1992) Isis-3: a randomised comparison of streptokinase vs tissue plasminogen activator vs antistreplase and of aspirin plus heparin vs aspirin alone among 41 299 cases of suspected acute myocardial infarction. *Lancet*, **339**, 753–770.
- Johnson, V. P., Gekhtman, M. and Kuznetsova, O. M. (2022) Validity of tests for time-to-event endpoints in studies with the pocock and simon covariate-adaptive randomization. *arXiv preprint arXiv:2202.03892*.
- Kosorok, M. R. (2008) *Introduction to empirical processes and semiparametric inference*. Springer.
- Li, Y., Ma, W., Qin, Y. and Hu, F. (2021) Testing for treatment effect in covariate-adaptive randomized trials with generalized linear models and omitted covariates. *Statistical Methods in Medical Research*, **30**, 2148–2164.
- Lin, D. Y. and Wei, L.-J. (1989) The robust inference for the cox proportional hazards model. *Journal of the American statistical Association*, **84**, 1074–1078.
- Liu, H., Tu, F. and Ma, W. (2023) Lasso-adjusted treatment effect estimation under covariate-adaptive randomization. *Biometrika*, **110**, 431–447.
- Ma, W., Qin, Y., Li, Y. and Hu, F. (2020) Statistical inference for covariate-adaptive randomization procedures. *Journal of the American Statistical Association*, **115**, 1488–1497.
- Norris, J. R. (1998) *Markov chains*. Cambridge university press.
- Van der Ploeg, A. T., Clemens, P. R., Corzo, D., Escolar, D. M., Florence, J., Groeneveld, G. J., Herson, S., Kishnani, P. S., Laforet, P., Lake, S. L. et al. (2010) A randomized study of alglucosidase alfa in late-onset pompe's disease. *New England Journal of Medicine*, **362**, 1396–1406.
- Pocock, S. J. and Simon, R. (1975) Sequential treatment assignment with balancing for prognostic factors in the controlled clinical trial. *Biometrics*, 103–115.

- Shao, J. and Tu, D. (2012) *The jackknife and bootstrap*. Springer Science & Business Media.
- Shao, J., Yu, X. and Zhong, B. (2010) A theory for testing hypotheses under covariate-adaptive randomization. *Biometrika*, **97**, 347–360.
- Stott, D. J., Rodondi, N., Kearney, P. M., Ford, I., Westendorp, R. G., Mooijaart, S. P., Sattar, N., Aubert, C. E., Aujesky, D., Bauer, D. C. et al. (2017) Thyroid hormone therapy for older adults with subclinical hypothyroidism. *New England Journal of Medicine*, **376**, 2534–2544.
- Taves, D. R. (1974) Minimization: a new method of assigning patients to treatment and control groups. *Clinical Pharmacology & Therapeutics*, **15**, 443–453.
- (2010) The use of minimization in clinical trials. *Contemporary clinical trials*, **31**, 180–184.
- Van der Vaart, A. W. (2000) *Asymptotic statistics*, vol. 3. Cambridge university press.
- Wei, L. and Lachin, J. M. (1988) Properties of the urn randomization in clinical trials. *Controlled clinical trials*, **9**, 345–364.
- Wei, L.-J. (1978) The adaptive biased coin design for sequential experiments. *The Annals of Statistics*, **6**, 92–100.
- Xu, Z., Proschan, M. and Lee, S. (2016) Validity and power considerations on hypothesis testing under minimization. *Statistics in medicine*, **35**, 2315–2327.
- Ye, T. and Shao, J. (2020) Robust tests for treatment effect in survival analysis under covariate-adaptive randomization. *Journal of the Royal Statistical Society: Series B (Statistical Methodology)*, **82**, 1301–1323.
- Ye, T., Yi, Y. and Shao, J. (2022) Inference on the average treatment effect under minimization and other covariate-adaptive randomization methods. *Biometrika*, **109**, 33–47.
- Zelen, M. (1974) The randomization and stratification of patients to clinical trials. *Journal of Chronic Diseases*, 365–75.

A | PROOFS RELATED TO THE MINIMIZATION METHOD

A.1 | Previous results

First, we recall some results from Hu and Zhang (2020) that are needed in the proof.

Recall, for $i \in [n]$, $k \in [K]$ and $z^k \in \mathcal{Z}^k$, the definition of $M_i(k, z^k)$ in Equation (1), and the definition of within-stratum imbalances S_n after the n -th assignment in Equation (4). Further, define

$$\Lambda_i = (\Lambda_i(z) : z \in \mathcal{Z}), \quad \text{where } \Lambda_i(z) = \sum_{k=1}^K \omega^k M_i(k; z^k).$$

Recall the definition of the potential imbalances $\text{Imb}_i^{(1)}$ and $\text{Imb}_i^{(0)}$ in Equation (2). Since $(x+1)^2 - (x-1)^2 = 4x$, we have that

$$\text{Imb}_i^{(1)} - \text{Imb}_i^{(0)} = 4 \sum_{k=1}^K \omega^k \left\{ M_{i-1}(k, Z_i^k) \right\} = 4\Lambda_{i-1}(Z_i).$$

Next, we introduce additional notations. Let \mathcal{S} be a countable state space. For any function $f : \mathcal{S} \rightarrow \mathbb{R}$, probability mass function (pmf) π on \mathcal{S} , and transition probabilities $P = (P_{x,y} : x, y \in \mathcal{S})$, denote by $\pi(f) = \sum_{x \in \mathcal{S}} \pi(x)f(x)$ and $Pf(x) = \sum_{y \in \mathcal{S}} P_{x,y}f(y)$ whenever the summation is well defined.

Lemma 4 Consider the minimization method in Subsection 2.1.

- (i) The process $(\Lambda_n)_{n \geq 1}$ is an irreducible positive recurrent Markov Chain on a countable state space $S \subset \mathbb{R}^m$, where $0 \in S$, and if $\lambda \in S$, then $-\lambda \in S$. Further, $(\Lambda_n)_{n \geq 1}$ and $(-\Lambda_n)_{n \geq 1}$ have the same distribution.
- (ii) For each $z \in \mathcal{Z}$, $r > 0$, $\sup_{n \geq 1} \mathbb{E}|n^{-1/2}S_n(z)|^r < \infty$.

Proof For claims (i) and (ii), see Proposition 3.1(iii) and Theorem 3.2(iv) in Hu and Zhang (2020) respectively.

Let \mathcal{F}_0 be the trivial σ -algebra, and for $i \geq 1$, $\mathcal{F}_i = \sigma(\mathcal{F}_{i-1}, I_{i-1}, Z_i)$ be the σ -algebra generated by \mathcal{F}_{i-1} and I_{i-1}, Z_i , i.e., \mathcal{F}_i is the information set for the i -th assignment. Recall Step 3 of the minimization method in Subsection 2.1, by definition, $g(\text{Imb}_i^{(1)} - \text{Imb}_i^{(0)}) = P(I_i = 1 \mid \mathcal{F}_{i-1})$. For each $z \in \mathcal{Z}$ and $\lambda \in S$, for simplicity define

$$\bar{g}_z(\lambda) = g\{4\lambda(z)\} - g\{-4\lambda(z)\}. \quad (10)$$

Denote by P_Λ the transition probability matrix of $(\Lambda_n)_{n \geq 1}$ with the (λ, λ') -th component as $P_\Lambda(\lambda, \lambda') = \mathbb{P}(\Lambda_n = \lambda' \mid \Lambda_{n-1} = \lambda)$.

Lemma 5 Consider the minimization method in Subsection 2.1.

- (i) Consider the Poisson equation

$$h - P_\Lambda h = \bar{g}_z,$$

where $h : S \rightarrow \mathbb{R}$ is to be solved. It admits a unique solution $\hat{g}_z : S \rightarrow \mathbb{R}$, for which $\hat{g}_z(0) = 0$.

- (ii) For each $z \in \mathcal{Z}$, $r > 0$, $\sup_n \mathbb{E}|\hat{g}_z(\Lambda_n)|^r < \infty$.
- (iii) For each $z \in \mathcal{Z}$ and $i \geq 1$, the sequence

$$\Delta M_{i,z} = S_i(z) - S_{i-1}(z) + p_0(z)\{\hat{g}_z(\Lambda_i) - \hat{g}_z(\Lambda_{i-1})\} \quad (11)$$

is a martingale difference sequence with respect to $\{\mathcal{F}_i : i \geq 1\}$; that is, $\mathbb{E}(\Delta M_{i,z} \mid \mathcal{F}_{i-1}) = 0$.

Proof For the existence of the Poisson equation solution in claim (i), see Hu and Zhang (2020, Equation (6.11)). Since \hat{g} is π -integrable and $\hat{g}_z(0) = 0$, by Asmussen (2003, Proposition 7.1), the uniqueness is guaranteed. For claim (ii) and (iii), see Hu and Zhang (2020, Equation (6.5),(6.11)), and Hu and Zhang (2020, Equation (6.14)) respectively.

A.2 | Auxiliary lemmas

In this subsection, we establish several results. We start with a structural property of Poisson equation solutions associated with a general symmetric Markov chain.

Lemma 6 Let $\{X_n : n \geq 1\}$ be an irreducible positive recurrent Markov Chain on a countable state space $S_X \subset \mathbb{R}^m$, with transition probabilities $P = \{P_{x,x'} : x, x' \in S_X\}$. Denote by π the unique invariant distribution. Assume that $0 \in S_X$ and if $x \in S_X$, then $-x \in S_X$. Further assume $P_{x,x'} = P_{-x,-x'}$ for any $x, x' \in S_X$. Let $f : S_X \rightarrow \mathbb{R}$ be an π integrable function such that $\pi(f) = 0$.

- (i) The Poisson equation $h - \mathbb{P}h = f$ admits a unique solution $h^* : S \rightarrow \mathbb{R}$ with $h^*(0) = 0$.
(ii) If moreover, $f(x) = -f(-x)$, for all $x \in S_X$, then $h^*(x) = -h^*(-x)$.

Proof Denote \mathbb{P}_x as the probability measure, under which $\{X_n : n \geq 0\}$ is a Markov chain with initial state x , and \mathbb{E}_x the corresponding expectation. By Asmussen (2003, Proposition 7.1), if we let $\tau = \inf \{n \geq 1 : X_n = 0\}$, then the unique solution with the property of $h^*(0) = 0$ is of the form

$$h^*(x) = \mathbb{E}_x \left\{ \sum_{i=0}^{\tau-1} f(X_i) \right\}, \quad \text{for any } x \in S_X,$$

which is the claim in (i).

From the proof of Asmussen (2003, Proposition 7.1), for any $x \in S_X$, $\mathbb{E}_x \left\{ \sum_{i=0}^{\tau-1} |f(X_i)| \right\} < \infty$. Then by dominated convergence theorem and since f is an odd function,

$$\begin{aligned} h^*(x) &= \sum_{n=1}^{\infty} \sum_{x_0 \in S_X} \dots \sum_{x_n \in S_X} \mathbb{P}_x(\tau = n, X_0 = x_0, \dots, X_n = x_n) \left\{ \sum_{i=0}^{n-1} f(x_i) \right\}, \\ h^*(-x) &= \sum_{n=1}^{\infty} \sum_{x_0 \in S} \dots \sum_{x_n \in S} \mathbb{P}_{-x}(\tau = n, X_0 = -x_0, \dots, X_n = -x_n) \left\{ - \sum_{i=0}^{n-1} f(x_i) \right\}. \end{aligned} \quad (12)$$

Fix some arbitrary $n \geq 1$, and $x_0, \dots, x_n \in S_X$. If the following holds

$$x_j \neq 0 \quad \text{for } 1 \leq j \leq n-1, \quad \text{and} \quad x_n = 0, \quad (13)$$

then we have

$$\begin{aligned} \{\tau = n, X_0 = x_0, \dots, X_n = x_n\} &= \{X_0 = x_0, \dots, X_n = x_n\}, \\ \{\tau = n, X_0 = -x_0, \dots, X_n = -x_n\} &= \{X_0 = -x_0, \dots, X_n = -x_n\}. \end{aligned}$$

Since $P_{x,x'} = P_{-x,-x'}$ for any $x, x' \in S_X$, if condition (13) holds, then

$$\mathbb{P}_x(\tau = n, X = x_0, \dots, X_n = x_n) = \mathbb{P}_{-x}(\tau = n, X = -x_0, \dots, X_n = -x_n).$$

On the other, if condition (13) does not hold, then

$$\{\tau = n, X = x_0, \dots, X_n = x_n\} = \emptyset = \{\tau = n, X = -x_0, \dots, X_n = -x_n\}.$$

Combining the two cases, we complete the proof due to Eqs.(12).

Recall the Markov chain $(\Lambda_n)_{n \geq 1}$ with the state space S and the transition probabilities P_Λ in Lemma 4(i), and the unique Poisson equation solution $\hat{g}_z(\cdot)$ for each $z \in \mathcal{Z}$ in Lemma 5(i).

Corollary 1 For each $z \in \mathcal{Z}$ and $\lambda \in S$, $\hat{g}_z(\lambda) = -\hat{g}_z(-\lambda)$.

Proof Fix some $z \in \mathcal{Z}$. By definition in Equation (10), $\bar{g}_z(-\lambda) = -\bar{g}_z(\lambda)$ for each $\lambda \in \mathcal{S}$. Then the proof is complete due to Lemma 6.

A.3 | Local asymptotic normality

For any probability mass function (pmf) $p \in \Delta_m = \{p \in \mathbb{R}^m : \sum_{z \in \mathcal{Z}} p(z) = 1, p(z) \geq 0 \text{ for each } z \in \mathcal{Z}\}$, recall the definition in Equation (6) for the log-likelihood ratio, $\ell_n(p; p_0)$, of p against p_0 for the sequence Z_1, \dots, Z_n . We use the notation $o_p(1)$ to indicate a sequence of random variables that converges to 0 in probability as $n \rightarrow \infty$, when the pmf of Z is $p \in \Delta_m$.

Proof of Lemma 1 For each pmf $p \in \Delta_m$, the degree of freedom is $m - 1$; thus, we fix some stratum $z^* \in \mathcal{Z}$, and denote by $\mathcal{Z}^{-*} = \mathcal{Z} \setminus \{z^*\}$. The pmf $p \in \Delta_m$ of the generic random vector Z can be written as follows:

$$p(Z) = \left\{ \prod_{z \in \mathcal{Z}^{-*}} p(z)^{\mathbb{1}(Z=z)} \right\} \left\{ 1 - \sum_{z \in \mathcal{Z}^{-*}} p(z) \right\}^{\mathbb{1}(Z=z^*)}.$$

By Van der Vaart (2000, Lemma 7.6), the probabilistic model for Z , parameterized by $p \in \Delta_m$, is differentiable at p_0 in quadratic mean with derivative

$$\{\mathbb{1}(Z=z)/p_0(z) - \mathbb{1}(Z=z^*)/p_0(z^*) : z \in \mathcal{Z}^{-*}\},$$

and the information matrix is

$$\{\mathbb{1}(z=z')/p_0(z) + 1/p_0(z^*) : z, z' \in \mathcal{Z}^{-*}\}.$$

Thus by Van der Vaart (2000, Theorem 7.2), we have

$$\begin{aligned} \ell_n(p_n; p_0) &= n^{-1/2} \sum_{i=1}^n \sum_{z \in \mathcal{Z}^{-*}} \delta(z) \{\mathbb{1}(Z_i=z)/p_0(z) - \mathbb{1}(Z_i=z^*)/p_0(z^*)\} \\ &\quad - 2^{-1} \sum_{z, z' \in \mathcal{Z}^{-*}} \delta(z) \delta(z') \{\mathbb{1}(z=z')/p_0(z) + 1/p_0(z^*)\} + o_{p_0}(1). \end{aligned}$$

Then the proof is complete since $\delta = \lim_{n \rightarrow \infty} n^{1/2}(p_n - p_0)$, and as a result $\delta(z^*) = -\sum_{z \in \mathcal{Z}^{-*}} \delta(z)$.

Consider the minimization method in Subsection 2.1. As discussed there, the distribution of the *joint* sequence $\{Z_i, I_i : i \in [n]\}$ is determined by the probability mass function (pmf) $p \in \Delta_m$ of the generic random vector Z . Thus, when Z has pmf p , we denote the probability and expectation as \mathbb{P}_p and \mathbb{E}_p respectively. The next lemma shows that $\exp\{\ell_n(p; p_0)\}$ in (6) is, in fact, the likelihood ratio of \mathbb{P}_p against \mathbb{P}_{p_0} for this *joint* sequence.

Lemma 7 (change of measure) Consider the minimization method in Subsection 2.1, and let $p \in \Delta_m$ be any probability mass function. For any non-negative function $\zeta : \mathcal{Z}^n \times \{0, 1\}^n \rightarrow [0, \infty)$,

$$\mathbb{E}_p \{\zeta(Z_1, \dots, Z_n, I_1, \dots, I_n)\} = \mathbb{E}_{p_0} [\exp\{\ell_n(p; p_0)\} \zeta(Z_1, \dots, Z_n, I_1, \dots, I_n)].$$

Proof Under the minimization method in Subsection 2.1, the assignments (I_1, \dots, I_n) can be realized as follows: for each $i \in [n]$, let $I_i = \mathbb{1}[U_i < g\{4\Lambda_{i-1}(\mathbf{Z}_i)\}]$, where $\{U_i : i \in [n]\}$ are independent uniform random variables on $(0, 1)$ for each $i \in [n]$, and are independent from $\{\mathbf{Z}_i : i \in [n]\}$. In this equivalent construction, I_i is a function of $\{\mathbf{Z}_j, U_j : j \in [i]\}$ for $i \in [n]$. Thus it suffices to show that for any non-negative, measurable function $\tilde{\xi} : \mathcal{Z}^n \times (0, 1)^n \rightarrow [0, \infty)$,

$$E_{\mathbf{p}}\{\tilde{\xi}(\mathbf{Z}_1, \dots, \mathbf{Z}_n, U_1, \dots, U_n)\} = E_{\mathbf{p}_0}[\exp\{\ell_n(\mathbf{p}; \mathbf{p}_0)\}\tilde{\xi}(\mathbf{Z}_1, \dots, \mathbf{Z}_n, U_1, \dots, U_n)].$$

Due to the definition of $\ell_n(\mathbf{p}; \mathbf{p}_0)$ in Equation (6), we have

$$\begin{aligned} & \mathbb{E}_{\mathbf{p}}\{\tilde{\xi}(\mathbf{Z}_1, \dots, \mathbf{Z}_n, U_1, \dots, U_n)\} \\ &= \int_0^1 \cdots \int_0^1 \sum_{\mathbf{z}_1 \in \mathcal{Z}} \cdots \sum_{\mathbf{z}_n \in \mathcal{Z}} \left\{ \tilde{\xi}(\mathbf{z}_1, \dots, \mathbf{z}_n, u_1, \dots, u_n) \prod_{i=1}^n p(\mathbf{z}_i) \right\} du_1 \cdots du_n \\ &= \int_0^1 \cdots \int_0^1 \sum_{\mathbf{z}_1 \in \mathcal{Z}} \cdots \sum_{\mathbf{z}_n \in \mathcal{Z}} \left[\tilde{\xi}(\mathbf{z}_1, \dots, \mathbf{z}_n, u_1, \dots, u_n) \left\{ \prod_{i=1}^n \frac{p(\mathbf{z}_i)}{p_0(\mathbf{z}_i)} \right\} \prod_{i=1}^n p_0(\mathbf{z}_i) \right] du_1 \cdots du_n \\ &= \mathbb{E}_{\mathbf{p}_0}[\exp\{\ell_n(\mathbf{p}; \mathbf{p}_0)\}\tilde{\xi}(\mathbf{Z}_1, \dots, \mathbf{Z}_n, U_1, \dots, U_n)], \end{aligned}$$

which completes the proof.

A.4 | Proofs of Lemma 2

Before proving Lemma 2, we state two lemmas. Recall the Markov chain $(\Lambda_n)_{n \geq 1}$ with the state space \mathcal{S} , and transition probabilities P_Λ in Lemma 4(i). Also recall for each $\mathbf{z} \in \mathcal{Z}$, $\hat{g}_\mathbf{z}$ in (10) and the unique Poisson equation solution $\hat{g}_\mathbf{z}$ in Lemma 5(i). Further, for $i \geq 1$ and $\mathbf{z} \in \mathcal{Z}$, recall the sequence $\Delta M_{i,\mathbf{z}}$ in Equation (11) in Lemma 5(iii).

For each $\mathbf{z} \in \mathcal{Z}$, define $\mathbf{B}_\mathbf{z} = \Lambda_i - \Lambda_{i-1}$ if $S_i(\mathbf{z}) - S_{i-1}(\mathbf{z}) = 1$; note that $\mathbf{B}_\mathbf{z}$ does not depend on Λ_{i-1} or i . For each $\mathbf{z}, \mathbf{z}' \in \mathcal{Z}$, define two functions $H_{\mathbf{z},\mathbf{z}'}^\pm : \mathcal{S} \rightarrow \mathbb{R}$ as follows: for $\lambda \in \mathcal{S}$

$$H_{\mathbf{z},\mathbf{z}'}^\pm(\lambda) = \hat{g}_\mathbf{z}(\lambda + \mathbf{B}_{\mathbf{z}'})g\{4\lambda(\mathbf{z}')\} \pm \hat{g}_\mathbf{z}(\lambda - \mathbf{B}_{\mathbf{z}'})g\{-4\lambda(\mathbf{z}')\}. \quad (14)$$

By Corollary 1, $\hat{g}_\mathbf{z}(\cdot)$ is an odd function, and as a result, $H_{\mathbf{z},\mathbf{z}'}^+(\cdot)$ is an odd function, while $H_{\mathbf{z},\mathbf{z}'}^-(\cdot)$ is an even function. Note further that both $H_{\mathbf{z},\mathbf{z}'}^\pm(\cdot)$ are not symmetric in $(\mathbf{z}, \mathbf{z}')$.

Lemma 8 Let $\delta \in \mathbb{R}^m$ be any vector such that $\sum_{\mathbf{z} \in \mathcal{Z}} \delta(\mathbf{z}) = 0$. For any $\mathbf{z} \in \mathcal{Z}$, as $n \rightarrow \infty$,

$$n^{-1} \sum_{i=1}^n \mathbb{E}\{\Delta M_{i,\mathbf{z}} \delta(\mathbf{Z}_i) / p_0(\mathbf{Z}_i) \mid \mathcal{F}_{i-1}\} \rightarrow 0 \quad \text{in probability.}$$

Lemma 9 Let $\mathbf{z}, \mathbf{z}' \in \mathcal{Z}$ be fixed. As $n \rightarrow \infty$, in probability,

$$n^{-1} \sum_{i=1}^n \mathbb{E}(\Delta M_{i,\mathbf{z}} \Delta M_{i,\mathbf{z}'} \mid \mathcal{F}_{i-1}) \rightarrow \mathbb{1}(\mathbf{z} = \mathbf{z}') p_0(\mathbf{z}) + p_0(\mathbf{z}) p_0(\mathbf{z}') \pi(H_{\mathbf{z},\mathbf{z}'}^-, H_{\mathbf{z}',\mathbf{z}}^-).$$

The detailed proofs for these two lemmas above are relegated after the proof of Lemma 2.

Proof of Lemma 2 From the definition of $\Delta M_{i,z}$ and by the telescoping sum, for each $z \in \mathcal{Z}$,

$$n^{-1/2} S_n(z) = n^{-1/2} \sum_{i=1}^n \Delta M_{i,z} - n^{-1/2} p_0(z) \{ \hat{g}_z(\Lambda_n) - \hat{g}_z(\Lambda_0) \}.$$

Since $\Lambda_0 = \mathbf{0}$ and by Lemma 5(ii), we have $n^{-1/2} (\hat{g}_z(\Lambda_n) - \hat{g}_z(\Lambda_0)) = o_{p_0}(1)$. Then in view of Lemma 1, it suffices to show

$$n^{-1/2} \sum_{i=1}^n \left\{ \frac{\Delta M_{i,z}}{\delta(Z_i)/p_0(Z_i)} \right\} \Rightarrow_{p_0} \mathcal{N}_{m+1} \left(\begin{pmatrix} \mathbf{0}_m \\ 0 \end{pmatrix}, \begin{pmatrix} \Sigma_\infty(p_0) & \mathbf{0}_m \\ \mathbf{0}_m^\top & \tau^2 \end{pmatrix} \right),$$

where for $z, z' \in \mathcal{Z}$, the (z, z') -th entry of the matrix $\Sigma_\infty(p_0)$ is

$$\eta_{z,z'} = \mathbb{1}(z = z') p_0(z) + p_0(z) p_0(z') \pi(H_{z,z'}^- + H_{z',z}^-), \quad (15)$$

and recall τ^2 in Lemma 2. By the Cramer-Wold device, it is equivalent to show that for any vector $\mathbf{a} = \{a_z : z \in \mathcal{Z}\}$ and scalar b_ℓ ,

$$n^{-1/2} \sum_{i=1}^n \Delta \widetilde{M}_i(\mathbf{a}, b_\ell) \Rightarrow_{p_0} \mathcal{N}_1 \left(0, \mathbf{a}^\top \Sigma_\infty(p_0) \mathbf{a} + b_\ell^2 \tau^2 \right), \quad (16)$$

where $\Delta \widetilde{M}_i(\mathbf{a}, b_\ell) = (\sum_{z \in \mathcal{Z}} a_z \Delta M_{i,z}) + b_\ell \delta(Z_i)/p_0(Z_i)$ for $i \in [n]$. Next, we fix some arbitrary $\mathbf{a} \in \mathbb{R}^m$ and $b_\ell \in \mathbb{R}$, write $\Delta \widetilde{M}_i$ for $\Delta \widetilde{M}_i(\mathbf{a}, b_\ell)$ and prove the above claim.

Note that for each $i \in [n]$,

$$\mathbb{E}\{\delta(Z_i)/p_0(Z_i) \mid \mathcal{F}_{i-1}\} = \sum_{z \in \mathcal{Z}} p_0(z) \times \delta(z)/p_0(z) = 0,$$

where the last equality is because $\delta = \lim_n n^{1/2}(p_n - p_0)$. Thus by Lemma 5(iii), $\{\Delta \widetilde{M}_i : i \in [n]\}$ is a sequence of $\{\mathcal{F}_i : 0 \leq i \leq n\}$ -martingale differences.

By the martingale central limit theorem (Hall and Heyde, 2014, Corollary 3.1.), to show (16), it suffices to verify the following Lindeberg's condition and the convergence of predictive variance:

$$\sum_{i=1}^n \mathbb{E} \left\{ \left(n^{-1/2} \Delta \widetilde{M}_i \right)^2 \mathbb{1} \left(|n^{-1/2} \Delta \widetilde{M}_i| > \varepsilon \right) \mid \mathcal{F}_{i-1} \right\} \rightarrow 0 \quad \text{in probability, for all } \varepsilon > 0, \quad (17)$$

$$\sum_{i=1}^n \mathbb{E} \left\{ \left(n^{-1/2} \Delta \widetilde{M}_i \right)^2 \mid \mathcal{F}_{i-1} \right\} \rightarrow \sum_{z, z' \in \mathcal{Z}} a_z a_{z'} \eta_{z,z'} + b_\ell^2 \tau^2 \quad \text{in probability.} \quad (18)$$

We first consider condition (17). For each $i \in [n]$, $\mathbb{E}\{\delta(Z_i)/p_0(Z_i)\}^4 = \sum_{z \in \mathcal{Z}} \delta^4(z)/p_0^3(z)$, which implies that $n^{-2} \sum_{i=1}^n \mathbb{E}[\{\delta(Z_i)/p_0(Z_i)\}^4] \rightarrow 0$. Further, we have for each $z \in \mathcal{Z}$,

$$0 \leq n^{-2} \sum_{i=1}^n \mathbb{E}(\Delta M_{i,z}^4) \leq n^{-1} \max_{i \in [n]} \mathbb{E}(\Delta M_{i,z}^4) \rightarrow 0,$$

where the last convergence is due to Lemma 5(ii) and the definition of $\Delta M_{i,z}$ in (11) (note that $|S_i(z) - S_{i-1}(z)| \leq 1$).

Thus, we have $\sum_{i=1}^n \mathbb{E} \left\{ (n^{-1/2} \Delta \widetilde{M}_i)^4 \right\}$ converges to zero, which, due to Markov inequality, verifies condition (17).

Next, we verify condition (18). Note the following decomposition

$$\mathbb{E} \left(n^{-1} \Delta \widetilde{M}_i^2 \mid \mathcal{F}_{i-1} \right) = \sum_{z, z' \in \mathcal{Z}} a_z a_{z'} I^{(i)}(z, z') + b_\ell^2 II^{(i)} + 2 \sum_{z \in \mathcal{Z}} a_z b_\ell III^{(i)}(z),$$

where we define

$$\begin{aligned} I^{(i)}(z, z') &= n^{-1} \mathbb{E} (\Delta M_{i,z} \Delta M_{i,z'} \mid \mathcal{F}_{i-1}), \quad II^{(i)} = n^{-1} \mathbb{E} [\{\delta(Z_i)/p_0(Z_i)\}^2 \mid \mathcal{F}_{i-1}], \\ III^{(i)}(z) &= n^{-1} \mathbb{E} \{\Delta M_{i,z} \delta(Z_i)/p_0(Z_i) \mid \mathcal{F}_{i-1}\}. \end{aligned}$$

By Lemma 9 and 8, for each $z, z' \in \mathcal{Z}$, we have

$$\sum_{i=1}^n I^{(i)}(z, z') \rightarrow \eta_{z,z'} \text{ in probability} \quad \text{and} \quad \sum_{i=1}^n III^{(i)}(z) \rightarrow 0 \text{ in probability.}$$

Finally, for the second term,

$$\sum_{i=1}^n II^{(i)} = n^{-1} \sum_{i=1}^n \sum_{z \in \mathcal{Z}} \frac{\delta^2(z)}{p_0(z)} = \tau^2,$$

which verifies condition (18). The proof is complete.

We finally turn to the proofs of Lemma 8 and 9.

Proof of Lemma 8 Fix some $z \in \mathcal{Z}$. By definition, for each $z' \in \mathcal{Z}$, given \mathcal{F}_{i-1} , the conditional probabilities for the events $\{Z_i = z', I_i = 1\}$ and $\{Z_i = z', I_i = 0\}$ are respectively, $p_0(z')g\{4\Lambda_{i-1}(z')\}$ and $p_0(z')g\{-4\Lambda_{i-1}(z')\}$. On the event $\{Z_i = z', I_i = 1\}$,

$$\Delta M_{i,z} \frac{\delta(Z_i)}{p_0(Z_i)} = \frac{\delta(z')}{p_0(z')} [\mathbb{1}(z = z') + p_0(z) \{\hat{g}_z(\Lambda_{i-1} + B_{z'}) - \hat{g}_z(\Lambda_{i-1})\}],$$

and on the event $\{Z_i = z', I_i = 0\}$,

$$\Delta M_{i,z} \frac{\delta(Z_i)}{p_0(Z_i)} = \frac{\delta(z')}{p_0(z')} [-\mathbb{1}(z = z') + p_0(z) \{\hat{g}_z(\Lambda_{i-1} - B_{z'}) - \hat{g}_z(\Lambda_{i-1})\}].$$

Thus, since $g(x) + g(-x) = 1$ for $x \in \mathbb{R}$, we have

$$\begin{aligned} & \mathbb{E} \{\Delta M_{i,z} \delta(Z_i)/p_0(Z_i) \mid \mathcal{F}_{i-1}\} \\ &= \delta(z) \bar{g}_z(\Lambda_{i-1}) + \sum_{z' \in \mathcal{Z}} p_0(z) \delta(z') H_{z,z'}^+(\Lambda_{i-1}) - \sum_{z' \in \mathcal{Z}} p_0(z) \delta(z') \hat{g}_z(\Lambda_{i-1}), \end{aligned}$$

where $H_{z,z'}^+$ is defined in Equation (14). By assumption, $\sum_{z' \in \mathcal{Z}} p_0(z) \delta(z') \hat{g}_z(\Lambda_{i-1}) = 0$.

By Lemma 4 and Norris (1998), there exists a unique invariant distribution π on \mathcal{S} for the Markov chain $(\Lambda_n)_{n \geq 1}$, and for any odd, integrable function $f : \mathcal{S} \rightarrow \mathbb{R}$, $\pi f = 0$. In particular, both $\bar{g}_z(\cdot)$ and $H_{z,z'}^+(\cdot)$ are odd, and thus

$\pi \bar{g}_z = 0$ and $\pi H_{z,z'}^+ = 0$. Then, by the Ergodic Theorem (Norris, 1998, Theorem 1.10.2), as $n \rightarrow \infty$, for each $z' \in \mathcal{Z}$,

$$\begin{aligned} n^{-1} \sum_{i=1}^n \delta(z) \bar{g}_z(\Lambda_{i-1}) &\rightarrow \delta(z) \pi \bar{g}_z = 0 \quad \text{in probability,} \\ n^{-1} \sum_{i=1}^n p_0(z) \delta(z') H_{z,z'}^+(\Lambda_{i-1}) &\rightarrow p_0(z) \delta(z') \pi H_{z,z'}^+ = 0 \quad \text{in probability,} \end{aligned}$$

which completes the proof.

Proof of Lemma 9 Fix $z, z' \in \mathcal{Z}$. Denote by $\Delta S_i(z) = S_i(z) - S_{i-1}(z)$. Note the following decomposition for $\Delta M_{i,z} \Delta M_{i,z'}$:

$$\begin{aligned} &\Delta S_i(z) \Delta S_i(z') + p_0(z) p_0(z') \{ \hat{g}_z(\Lambda_i) - \hat{g}_z(\Lambda_{i-1}) \} \{ \hat{g}_{z'}(\Lambda_i) - \hat{g}_{z'}(\Lambda_{i-1}) \} \\ &+ \Delta S_i(z) p_0(z') \{ \hat{g}_{z'}(\Lambda_i) - \hat{g}_{z'}(\Lambda_{i-1}) \} + \Delta S_i(z') p_0(z) \{ \hat{g}_z(\Lambda_i) - \hat{g}_z(\Lambda_{i-1}) \}. \end{aligned}$$

By similar calculations as in the proof of Lemma 8, we have

$$\begin{aligned} \mathbb{E} \{ \Delta S_i(z) \Delta S_i(z') \mid \mathcal{F}_{i-1} \} &= \mathbb{1}(z = z') p_0(z), \\ \mathbb{E} [\Delta S_i(z) \{ \hat{g}_{z'}(\Lambda_i) - \hat{g}_{z'}(\Lambda_{i-1}) \} \mid \mathcal{F}_{i-1}] &= p_0(z) \{ H_{z',z}^-(\Lambda_{i-1}) - \bar{g}_z(\Lambda_{i-1}) \hat{g}_{z'}(\Lambda_{i-1}) \}, \\ \mathbb{E} [\Delta S_i(z') \{ \hat{g}_z(\Lambda_i) - \hat{g}_z(\Lambda_{i-1}) \} \mid \mathcal{F}_{i-1}] &= p_0(z') \{ H_{z,z'}^-(\Lambda_{i-1}) - \bar{g}_{z'}(\Lambda_{i-1}) \hat{g}_z(\Lambda_{i-1}) \}, \\ \mathbb{E} [\{ \hat{g}_z(\Lambda_i) - \hat{g}_z(\Lambda_{i-1}) \} \{ \hat{g}_{z'}(\Lambda_i) - \hat{g}_{z'}(\Lambda_{i-1}) \} \mid \mathcal{F}_{i-1}] &= \mathbb{E} \{ \hat{g}_z(\Lambda_i) \hat{g}_{z'}(\Lambda_i) \mid \mathcal{F}_{i-1} \} \\ &- \{ P_\Lambda \hat{g}_z(\Lambda_{i-1}) \} \hat{g}_{z'}(\Lambda_{i-1}) - \{ P_\Lambda \hat{g}_{z'}(\Lambda_{i-1}) \} \hat{g}_z(\Lambda_{i-1}) + \hat{g}_z(\Lambda_{i-1}) \hat{g}_{z'}(\Lambda_{i-1}). \end{aligned}$$

By the Poisson equation in Lemma 5(i), we have

$$P_\Lambda \hat{g}_z(\Lambda_{i-1}) = \hat{g}_z(\Lambda_{i-1}) - \bar{g}_z(\Lambda_{i-1}), \quad P_\Lambda \hat{g}_{z'}(\Lambda_{i-1}) = \hat{g}_{z'}(\Lambda_{i-1}) - \bar{g}_{z'}(\Lambda_{i-1}).$$

Now putting the above calculations together, we have

$$\begin{aligned} \mathbb{E} (\Delta M_{i,z} \Delta M_{i,z'} \mid \mathcal{F}_{i-1}) &= \mathbb{1}(z = z') p_0(z) + p_0(z) p_0(z') \{ H_{z',z}^-(\Lambda_{i-1}) + H_{z,z'}^-(\Lambda_{i-1}) \} \\ &+ p_0(z) p_0(z') [\mathbb{E} \{ \hat{g}_z(\Lambda_i) \hat{g}_{z'}(\Lambda_i) \mid \mathcal{F}_{i-1} \} - \hat{g}_z(\Lambda_{i-1}) \hat{g}_{z'}(\Lambda_{i-1})]. \end{aligned}$$

Due to Lemma 4, by the Ergodic Theorem (Norris, 1998, Theorem 1.10.2), we have that as $n \rightarrow \infty$,

$$n^{-1} \sum_{i=1}^n \{ H_{z',z}^-(\Lambda_{i-1}) + H_{z,z'}^-(\Lambda_{i-1}) \} \rightarrow \pi (H_{z',z}^- + H_{z,z'}^-), \quad \text{in probability.}$$

Then the proof is complete due to Lemma 10 below.

Lemma 10 Let $z, z' \in \mathcal{Z}$ be fixed. As $n \rightarrow \infty$,

$$n^{-1} \sum_{i=1}^n [\mathbb{E} \{ \hat{g}_z(\Lambda_i) \hat{g}_{z'}(\Lambda_i) \mid \mathcal{F}_{i-1} \} - \hat{g}_z(\Lambda_{i-1}) \hat{g}_{z'}(\Lambda_{i-1})] \rightarrow 0, \quad \text{in probability.}$$

Proof Denote by $\Delta G_i = \hat{g}_z(\Lambda_i) \hat{g}_{z'}(\Lambda_i) - \mathbb{E} \{ \hat{g}_z(\Lambda_i) \hat{g}_{z'}(\Lambda_i) \mid \mathcal{F}_{i-1} \}$ for $i \geq 1$. Then $\{\Delta G_i : i \geq 1\}$ is a $\{\mathcal{F}_i : i \geq 1\}$ -martingale difference sequence. Note that

$$\begin{aligned} & n^{-1} \sum_{i=1}^n [\mathbb{E} \{ \hat{g}_z(\Lambda_i) \hat{g}_{z'}(\Lambda_i) \mid \mathcal{F}_{i-1} \} - \hat{g}_z(\Lambda_{i-1}) \hat{g}_{z'}(\Lambda_{i-1})] \\ &= n^{-1} [\mathbb{E} \{ \hat{g}_z(\Lambda_n) \hat{g}_{z'}(\Lambda_n) \mid \mathcal{F}_{n-1} \} - \hat{g}_z(\Lambda_0) \hat{g}_{z'}(\Lambda_0)] - n^{-1} \sum_{i=1}^{n-1} \Delta G_i. \end{aligned}$$

First, by Jensen's inequality for conditional expectations, and due to Lemma 5(ii),

$$\begin{aligned} & n^{-2} \mathbb{E} [\mathbb{E} \{ \hat{g}_z(\Lambda_n) \hat{g}_{z'}(\Lambda_n) \mid \mathcal{F}_{n-1} \} - \hat{g}_z(\Lambda_0) \hat{g}_{z'}(\Lambda_0)]^2 \\ & \leq n^{-2} \left(\mathbb{E} [\{ \hat{g}_z(\Lambda_n) \}^4] + \mathbb{E} [\{ \hat{g}_{z'}(\Lambda_n) \}^4] + \mathbb{E} [\{ \hat{g}_z(\Lambda_0) \}^4] + \mathbb{E} [\{ \hat{g}_{z'}(\Lambda_0) \}^4] \right) \rightarrow 0, \end{aligned}$$

which implies that $n^{-1} [\mathbb{E} \{ \hat{g}_z(\Lambda_n) \hat{g}_{z'}(\Lambda_n) \mid \mathcal{F}_{n-1} \} - \hat{g}_z(\Lambda_0) \hat{g}_{z'}(\Lambda_0)]$ converges to zero in probability.

Further, due to the property of martingale differences,

$$\mathbb{E} \left\{ \left(n^{-1} \sum_{i=1}^{n-1} \Delta G_i \right)^2 \right\} = n^{-2} \sum_{i=1}^{n-1} \mathbb{E} \{ (\Delta G_i)^2 \} \leq n^{-1} \max_{1 \leq i \leq n} \mathbb{E} \{ (\Delta G_i)^2 \}.$$

By similar arguments as above, $n^{-1} \max_{1 \leq i \leq n} \mathbb{E} \{ (\Delta G_i)^2 \} \rightarrow 0$, which implies that $n^{-1} \sum_{i=1}^{n-1} \Delta G_i$ converges to zero in probability. Then the proof is complete.

A.5 | Proof of Lemma 3

We first state and prove a lemma, which is a generalization of Lemma 4(ii) to local alternatives. It is also needed in the proof of Theorem 3.

Lemma 11 Let $p_n \in \Delta_m$ be any sequence of deterministic probability mass functions such that $n^{1/2}(p_n - p_0)$ converges to some vector as $n \rightarrow \infty$. Then for any $r > 0$, and $z \in \mathcal{Z}$,

$$\sup_{n \geq 1} \mathbb{E}_{p_n} \left\{ |n^{-1/2} S_n(z)|^r \right\} < \infty.$$

Proof By Lemma 7 and Cauchy-Schwartz inequality,

$$\begin{aligned} & \sup_n \mathbb{E}_{p_n} \left\{ |n^{-1/2} S_n(z)|^r \right\} \\ &= \sup_n \mathbb{E}_{p_0} \left[\exp \{ \ell_n(p_n; p_0) \} |n^{-1/2} S_n(z)|^r \right] \\ &\leq \sup_n \left(\mathbb{E}_{p_0} [\exp \{ 2\ell_n(p_n; p_0) \}] \right)^{1/2} \cdot \sup_n \left(\mathbb{E}_{p_0} \left[\{ n^{-1/2} S_n(z) \}^{2r} \right] \right)^{1/2}. \end{aligned}$$

By Lemma 4(ii), the second term above is finite. It remains to show that the first term is finite.

Denote by $\delta_n = n^{1/2}(p_n - p_0)$ for $n \geq 1$; by definition, $\sum_{z \in \mathcal{Z}} \delta_n(z) = 0$. Further, let $M = \sup_n \sup_{z \in \mathcal{Z}} |\delta_n(z)|$;

since $\{\delta_n\}$ is convergent, we have $M < \infty$. Finally, due to independence and by definition, we have

$$\begin{aligned} \mathbb{E}_{p_0}[\exp\{2\ell_n(p_n; p_0)\}] &= \mathbb{E}_{p_0}\left[\prod_{i=1}^n \left\{\frac{p_0(Z_i) + n^{-1/2}\delta_n(Z_i)}{p_0(Z_i)}\right\}^2\right] \\ &= \prod_{i=1}^n \sum_{z \in \mathcal{Z}} \frac{\{p_0(z) + n^{-1/2}\delta_n(z)\}^2}{p_0(z)} = \prod_{i=1}^n \left\{1 + \sum_{z \in \mathcal{Z}} \frac{\delta_n^2(z)}{np_0(z)}\right\} \leq \exp\left\{\sum_{z \in \mathcal{Z}} \frac{M^2}{p_0(z)}\right\}. \end{aligned}$$

Note that the above upper bound does not depend on n , and thus $\sup_n \mathbb{E}_{p_0}[\exp\{2\ell_n(p_n; p_0)\}]$ is finite, which completes the proof.

Given the above lemma and Lemma 2, the proof of Lemma 3 is straightforward.

Proof of Lemma 3 By Lemma 7, the log-likelihood ratio of p_n against p_0 for the joint sequence $\{Z_i, I_i : i \in [n]\}$ is $\ell_n(p_n; p_0)$. Note that S_n is a function of $\{Z_i, I_i : i \in [n]\}$, and by Lemma 2, $n^{-1/2}S_n$ and $\ell_n(p_n; p_0)$ converge jointly under p_0 to a multivariate normal distribution. Due to the structure of the limiting distribution and by Le Cam's third lemma (Van der Vaart, 2000, Theorem 6.6), we have $n^{-1/2}S_n \Rightarrow_{p_n} \mathcal{N}_m(\mathbf{0}, \Sigma_\infty(p_0))$.

By Lemma 11, for each $z \in \mathcal{Z}$, we have $\sup_n \mathbb{E}_{p_n}[\{n^{-1/2}S_n(z)\}^4] < \infty$. Then, if we let Θ be a random vector with the distribution $\mathcal{N}_m(\mathbf{0}, \Sigma_\infty(p_0))$, by the convergence of moments (Van der Vaart, 2000, Theorem 2.20), we have as $n \rightarrow \infty$,

$$\Sigma_n(p_n) = \mathbb{E}_{p_n}\left\{(n^{-1/2}S_n)(n^{-1/2}S_n)^T\right\} \rightarrow \mathbb{E}(\Theta\Theta^T) = \Sigma_\infty(p_0),$$

where the first equality is because $\mathbb{E}_{p_n}[S_n] = \mathbf{0}_m$ due to symmetry. The proof is complete.

A.6 | Proof of Theorem 3

We first state and prove a lemma, which may be viewed as the stochastic version of Lemma 11.

Lemma 12 Let $\hat{p}_n \in \Delta_m$ be a sequence of estimators such that $n^{1/2}(\hat{p}_n - p_0)$ converges in distribution as $n \rightarrow \infty$. For any $r > 0$ and each $z \in \mathcal{Z}$, as $n \rightarrow \infty$, $\mathbb{E}_{\hat{p}_n}\{|n^{-1/2}S_n(z)|^r\}$ is bounded in probability.

Proof Fix some $r > 0$ and $z \in \mathcal{Z}$. Define $\zeta_n(p) = \mathbb{E}_p(|n^{-1/2}S_n(z)|^r)$ for $n \geq 1$ and $p \in \Delta_m$.

Due to Lemma 2 and Lemma 11, by similar arguments as for Lemma 3, for any sequence of deterministic $p_n \in \Delta_m$ such that $n^{1/2}(p_n - p_0)$ is convergent, we have

$$\zeta_n(p_n) \rightarrow \mathbb{E}\left(|\mathcal{N}_1(0, \sigma_z^2)|^r\right),$$

where $\mathcal{N}_1(0, \sigma_z^2)$ denotes a random variable that has a normal distribution with mean zero and variance σ_z^2 , which is the (z, z) -th entry of $\Sigma_\infty(p_0)$. Then by the same argument as for Theorem 2, we have $\zeta_n(\hat{p}_n) \rightarrow \mathbb{E}\left(|\mathcal{N}_1(0, \sigma_z^2)|^r\right)$ in probability, which completes the proof.

Proof of Theorem 3 For $z, z' \in \mathcal{Z}$, denote by $\Sigma_n(\hat{p}_n; z, z')$ the (z, z') -th entry of $\Sigma_n(\hat{p}_n)$ and by $\hat{\mu}^B(\hat{p}_n; z)$ the z -th entry of $\hat{\mu}^B(\hat{p}_n)$. Denote for each $b \in [B]$ and $n \geq 1$, $\hat{S}_n^{(b)} = n^{-1/2}S_n^{(b)}$.

Note the following decomposition $B^{-1}(B-1)\hat{\Sigma}_n^B(\hat{p}_n) - \Sigma_\infty(p_0) = \mathbf{I}_{n,B} + \mathbf{I}\mathbf{I}_n$, where

$$\mathbf{I}_{n,B} = \frac{1}{B} \sum_{b=1}^B \left\{ \tilde{S}_n^{(b)} (\tilde{S}_n^{(b)})^\top - \Sigma_n(\hat{p}_n) \right\} - \hat{\mu}^B(\hat{p}_n) \{ \hat{\mu}^B(\hat{p}_n) \}^\top,$$

and $\mathbf{I}\mathbf{I}_n = \Sigma_n(\hat{p}_n) - \Sigma_\infty(p_0)$. By Theorem 2, $\mathbf{I}\mathbf{I}_n$ converges to zero in probability as $n \rightarrow \infty$. Thus, it suffices to show that for each $z, z' \in \mathcal{Z}$, $\mathbf{I}_{n,B}(z, z') \rightarrow 0$ in probability. Fix some $z, z' \in \mathcal{Z}$, and arbitrary $\eta > 0$.

Since $\mathbb{P}\{| \mathbf{I}_{n,B}(z, z') | \geq \eta\} = \mathbb{E}[\mathbb{P}\{| \mathbf{I}_{n,B}(z, z') | \geq \eta \mid \mathcal{F}_n\}]$, by dominated convergence theorem, it suffices to show that $\mathbb{P}\{| \mathbf{I}_{n,B}(z, z') | \geq \eta \mid \mathcal{F}_n\} \rightarrow 0$ in probability. Then, by Markov inequality, it suffices to show that $\mathbb{E}[\{ \mathbf{I}_{n,B}(z, z') \}^2 \mid \mathcal{F}_n] \rightarrow 0$ in probability.

Observe that conditional on \mathcal{F}_n (in particular, on \hat{p}_n), $\{\tilde{S}_n^{(b)} : b \in [B]\}$ are independent and identically distributed with $\mathbb{E}[\tilde{S}_n^{(1)}(z)\tilde{S}_n^{(1)}(z') \mid \mathcal{F}_n] = \Sigma_n(\hat{p}_n; z, z')$. Using $(a+b)^2 \leq 2a^2 + 2b^2$ and $2ab \leq a^2 + b^2$, we have

$$\begin{aligned} & \mathbb{E}[\{ \mathbf{I}_{n,B}(z, z') \}^2 \mid \mathcal{F}_n] \\ & \leq 2B^{-1} \mathbb{E}[\{ \tilde{S}_n^{(1)}(z)\tilde{S}_n^{(1)}(z') \}^2 \mid \mathcal{F}_n] + 2\mathbb{E}[\{ \hat{\mu}^B(\hat{p}_n; z)\hat{\mu}^B(\hat{p}_n; z') \}^2 \mid \mathcal{F}_n] \\ & \leq B^{-1} \mathbb{E}[\{ \tilde{S}_n^{(1)}(z) \}^4 + \{ \tilde{S}_n^{(1)}(z') \}^4 \mid \mathcal{F}_n] + \mathbb{E}[\{ \hat{\mu}^B(\hat{p}_n; z) \}^4 + \{ \hat{\mu}^B(\hat{p}_n; z') \}^4 \mid \mathcal{F}_n]. \end{aligned}$$

Due to symmetry, $\mathbb{E}[\tilde{S}_n^{(1)}(z) \mid \mathcal{F}_n] = 0$, and thus

$$\begin{aligned} & \mathbb{E}[\{ \hat{\mu}^B(\hat{p}_n; z) \}^4 \mid \mathcal{F}_n] \\ & = B^{-3} \mathbb{E}[\{ \tilde{S}_n^{(1)}(z) \}^4 \mid \mathcal{F}_n] + 3B^{-3}(B-1) \mathbb{E}[\{ \tilde{S}_n^{(1)}(z)\tilde{S}_n^{(2)}(z) \}^2 \mid \mathcal{F}_n] \\ & \leq 4B^{-2} \mathbb{E}[\{ \tilde{S}_n^{(1)}(z) \}^4 \mid \mathcal{F}_n] = 4B^{-2} \mathbb{E}_{\hat{p}_n}[\{ n^{-1/2} S_n(z) \}^4]. \end{aligned}$$

Combining the above calculations, we have

$$\mathbb{E}[\{ \mathbf{I}_{n,B}(z, z') \}^2 \mid \mathcal{F}_n] \leq 5B^{-1} \mathbb{E}_{\hat{p}_n}[\{ n^{-1/2} S_n(z) \}^4] + 5B^{-1} \mathbb{E}_{\hat{p}_n}[\{ n^{-1/2} S_n(z') \}^4].$$

By Lemma 12, both $\mathbb{E}_{\hat{p}_n}[\{ n^{-1/2} S_n(z) \}^4]$ and $\mathbb{E}_{\hat{p}_n}[\{ n^{-1/2} S_n(z') \}^4]$ are bounded in probability, which implies that as $\min\{n, B\} \rightarrow \infty$, $\mathbb{E}[\{ \mathbf{I}_{n,B}(z, z') \}^2 \mid \mathcal{F}_n] \rightarrow 0$ in probability. The proof is complete.

A.7 | Justification for (7)

In this subsection, we provide a proof for (7), that is, when there are two stratification factors each with two levels, i.e., $m = 2 \times 2$, $\Sigma_\infty(p_0)$ has a form given in (7), for a general probabilistic mass function p_0 and function $g(\cdot)$ in Step 3 of the minimization method in Subsection 2.1.

When $m = 2 \times 2$, the strata in \mathcal{Z} can be enumerated as $z_1 = (0, 0)$, $z_2 = (0, 1)$, $z_3 = (1, 0)$, $z_4 = (1, 1)$. By Hu and Zhang (2020, Corollary 3.2(b)), the marginal balances are bounded in probability, that is,

$$\begin{aligned} S_n(z_1) + S_n(z_2) &= O_{p_0}(1), & S_n(z_1) + S_n(z_3) &= O_{p_0}(1), \\ S_n(z_2) + S_n(z_4) &= O_{p_0}(1), & S_n(z_3) + S_n(z_4) &= O_{p_0}(1). \end{aligned}$$

which implies that

$$\begin{aligned} n^{-1/2} \mathbf{S}_n(\mathbf{z}_2) &= -n^{-1/2} \mathbf{S}_n(\mathbf{z}_1) + o_{p_0}(1), \quad n^{-1/2} \mathbf{S}_n(\mathbf{z}_3) = -n^{-1/2} \mathbf{S}_n(\mathbf{z}_1) + o_{p_0}(1), \\ n^{-1/2} \mathbf{S}_n(\mathbf{z}_4) &= n^{-1/2} \mathbf{S}_n(\mathbf{z}_1) + o_{p_0}(1). \end{aligned}$$

That is, $n^{-1/2} \mathbf{S}_n = n^{-1/2} \mathbf{S}_n(\mathbf{z}_1)(1, -1, -1, 1)^\top + o_{p_0}(1)$, which completes the proof.

B | NOTATIONS RELATED TO SURVIVAL MODEL

In this section, we present the expressions for ψ and G in (9) for readers' convenience, which are introduced in Ye and Shao (2020). Recall the setup and notations in Section 3, and define random variables O_{ij} for $i \in [n]$ and $j = 0, 1$ as follows

$$O_{ij} = \int_0^\infty \left\{ \mu(t)^{1-I_i} - I_i \mu(t) \right\} \left\{ dN_{ij}(t) - p(t) Y_{ij}(t) \exp\left(\beta_*^\top \mathbf{W}_i\right) dt \right\},$$

where $\mu(t) = E\{I_i \mid Y_i(t) = 1\}$, $p(t) = E\{Y_i(t)h(t) \mid \mathbf{V}_i, I_i\} / E\left\{Y_i(t) \exp\left(\beta_*^\top \mathbf{W}_i\right)\right\}$, and β_* is the in-probability limit of the maximum likelihood estimators $\hat{\beta}_n$ under H_0 . Then $\psi = E\{\text{var}(O_{i1} \mid \mathbf{Z}_i) + \text{var}(O_{i0} \mid \mathbf{Z}_i)\}/2$ and $G = \{E(O_{i1} \mid \mathbf{Z}_i = \mathbf{z}); \mathbf{z} \in \mathcal{Z}\}$.