

Learning Minimally-Violating Continuous Control for Infeasible Linear Temporal Logic Specifications

Mingyu Cai¹, Makai Mann², Zachary Serlin², Kevin Leahy², Cristian-Ioan Vasile¹

Abstract—This paper explores continuous-time control synthesis for target-driven navigation to satisfy complex high-level tasks expressed as linear temporal logic (LTL). We propose a model-free framework using deep reinforcement learning (DRL) where the underlying dynamic system is unknown (an opaque box). Unlike prior work, this paper considers scenarios where the given LTL specification might be infeasible and therefore cannot be accomplished globally. Instead of modifying the given LTL formula, we provide a general DRL-based approach to satisfy it with minimal violation. To do this, we transform a previously multi-objective DRL problem, which requires simultaneous automata satisfaction and minimum violation cost, into a single objective. By guiding the DRL agent with a sampling-based path planning algorithm for the potentially infeasible LTL task, the proposed approach mitigates the myopic tendencies of DRL, which are often an issue when learning general LTL tasks that can have long or infinite horizons. This is achieved by decomposing an infeasible LTL formula into several reach-avoid sub-tasks with shorter horizons, which can be trained in a modular DRL architecture. Furthermore, we overcome the challenge of the exploration process for DRL in complex and cluttered environments by using path planners to design rewards that are dense in the configuration space. The benefits of the presented approach are demonstrated through testing on various complex nonlinear systems and compared with state-of-the-art baselines. The Video demonstration can be found on YouTube Channel: <https://youtu.be/DqesqBsja9k>.

Index Terms—Formal Methods in Robotics and Automation, Deep Reinforcement Learning, Sampling-based Method

I. INTRODUCTION

Autonomous agents operating in complex environments must often accomplish high-level tasks while subject to various uncertainties. Possible uncertainties include (but are certainly not limited to) unknown obstacles or targets, and impassable or unexpected terrain. Additionally, a principled analytical model of the robot is typically (partially) unknown or hard to obtain. Operating in a complex, uncertain environment with unknown dynamics inevitably leads to deviations from the planned trajectory which can cause the original desired task to

be infeasible. Ideally, a deployed system will fail gracefully when faced with an impossible task.

Motivated by these challenges, this work investigates model-free control of an autonomous system for satisfying a potentially infeasible high-level task with minimal violation while operating in a complex environment.

In the field of model-free navigation control, Reinforcement Learning (RL) is a popular unsupervised technique that optimizes long-term expected rewards to learn desired behaviors [1]. Recently, Deep Reinforcement Learning (DRL), such as the actor-critic method [2], have been shown to be capable of learning continuous controllers for unknown (opaque-box) dynamics. Existing work [3], [4] applies DRL algorithms to solve standard goal-oriented problems, but does not explicitly investigate complex navigation tasks. Linear Temporal Logic (LTL) is a formal language that has gained attention in recent years for expressing high-level, complex robotics tasks. Specifications have been shown to be effective at directing RL agents to learn desired policies. Typically within the literature, a discrete robot system is abstracted as a discrete Markov Decision Process (MDP) model and composed with an automata representing the desired LTL formula to create a product automaton for learning or planning [5]–[8]. This approach has been extended to continuous systems [9], [10], where the LTL formulas are only defined over finite horizons. For general continuous control subject to LTL satisfaction over infinite horizons, prior works [11]–[13] proposed a modular architecture by decomposing the task into sub-tasks using automata states. All this related work designs RL rewards according to the discrete switch of an automata, which requires the RL agent to visit every region of interest to gain experience in each automata state. Even relying on reward shaping to enrich the intermediate rewards, this paradigm can be extremely challenging for DRL in complex cluttered environments. Primarily, these approaches are inefficient at exploring the environment, which is a critical component of performant RL [14], [15]. Crucially, to our knowledge, no previous work has investigated infeasible LTL tasks in this setting. In this work, we focus on these two directions: infeasible LTL tasks and complex, cluttered environments using DRL for model-free continuous control.

Related works: In the control community, signal temporal logic (STL) and LTL are two popular formal languages. Maximum satisfaction of STL can be achieved via optimizing its robustness degrees [16], [17]. Minimum violation of LTL specifications over finite horizons has been considered in [18]–[25] using sampling-based methods, graph-based optimization algorithms, and dynamic programming to solve the

¹Mingyu Cai and Cristian-Ioan Vasile are with Mechanical Engineering, Lehigh University, Bethlehem, PA, 18015 USA. mcc221@lehigh.edu, crv519@lehigh.edu

²Makai Mann, Zachary Serlin and Kevin Leahy are with MIT Lincoln Laboratory, Lexington, MA, 02421, USA. makai.mann@ll.mit.edu, Zachary.Serlin@ll.mit.edu, kevin.leahy@ll.mit.edu

DISTRIBUTION STATEMENT A. Approved for public release. Distribution is unlimited.

This material is based upon work supported by the Under Secretary of Defense for Research and Engineering under Air Force Contract No. FA8702-15-D-0001. Any opinions, findings, conclusions or recommendations expressed in this material are those of the author(s) and do not necessarily reflect the views of the Under Secretary of Defense for Research and Engineering.

corresponding motion planning problem. For LTL specifications over infinite horizons, general violation measurements are proposed in [26] by quantitatively revising LTL automata. The approaches are applied in [27]–[29], where they build product structures and encode potentially conflicting parts of a specification as a soft constraint. However, the prior literature generally assumes known dynamic systems with abstracted navigation controllers and only focuses on motion planning problems [18]–[22], [24], [27], [28]. Our work improves on this by directly synthesizing a low-level controller for unknown dynamics in a model-free manner that minimally violate LTL satisfaction over both finite and infinite horizons.

Previous work [30]–[32] has tackled RL while considering infeasible tasks in discrete state-action spaces. In particular, the authors in [30] use a limit-deterministic generalized Büchi automaton (LDGBA) [33] whose acceptance condition requires visiting all accepting sets infinitely often. This work accounts for the infeasible solution case by visiting the accepting sets as much as possible (if at all). But many LTL formulas only have one accepting state in the LDGBA and this strategy often fails to generalize to those cases. The learning objectives in [31], [32] ensure the satisfaction the LDGBA acceptance condition and, thus, LTL formulae, and reduce the violation cost, resulting in a multi-objective RL (MORL) problem. However, providing minimum-violation performance guarantees for MORL continues to be an open problem [34].

Commonly in the literature for navigation in complex environments, motion planning algorithms are first used to find possible paths, and then path-tracking controllers are employed to follow that path [35]–[37]. This approach decomposes into a goal-reaching control problem and can be easily adapted for LTL satisfaction [38], [39]. Classic approaches however require known dynamic models and may be computationally expensive for nonlinear and high-dimensional systems. This fundamentally motivates our focus on employing model-free control techniques.

Contributions: In this paper, we translate the MORL problem first analyzed in [31] into a standard DRL problem and apply model-free geometric motion planning to guide the learning process. The generated trajectories are shown to minimally violate a given infeasible LTL specification. By learning a controller to reach waypoints in a geometric path, our approach automatically obtains an optimal control policy for minimally-violating the infeasible LTL task specification. This paper’s main contributions are: (i) To the best of our knowledge, this is the first model-free learning-based continuous control for potentially infeasible LTL satisfaction with minimum-violation objectives. Such objectives facilitate meaningful action for infeasible LTL tasks. Note that even though we focus on continuous control problems, the framework can be immediately extended to discrete systems by integrating with traditional tabular approaches; (ii) Our framework can learn continuous control in complex cluttered environments and mitigates the myopic tendencies of DRL by decomposing the global task into sub-tasks, which can be trained compositionally; (iii) We demonstrate the benefits by comparing with several baselines in two nonlinear systems: a Dubins car and quadrotor.

II. PRELIMINARIES

Agent: The general evolution of a continuous-time dynamic system \mathcal{S} starting from an initial state $s_0 \in S_0$ is given by

$$\dot{s} = f(s, a), \quad (1)$$

where $s \in S \subseteq \mathbb{R}^n$ is the state vector in the compact set S , $a \in A \subseteq \mathbb{R}^m$ is the control input. We assume the flow field $f : \mathbb{R}^n \times \mathbb{R}^m \rightarrow \mathbb{R}^n$ is uniformly continuous in time and Lipschitz continuous in x for fixed a . Under these assumptions there exists a unique solution of \mathcal{S} for a given a , providing trajectories of the system [40]. In this work, the function $f(s, a)$ is assumed to be unknown.

Definition 1. For a robot operating in an environment Env , the geometric workspace can be represented by a compact subset $X \subset \mathbb{R}^d$, $d \in \{2, 3\}$. The relation between dynamics \mathcal{S} and X is defined by the projection $Proj : S \rightarrow X$.

The space X contains regions of interest that are labeled by a set of atomic propositions AP , with the labeling function $L_X : X \rightarrow 2^{AP}$. Let $L : S \rightarrow 2^{AP}$ be a labeling function over S i.e., $L(s) = L_X(Proj(s))$.

Reinforcement Learning: The interactions between a robot with dynamics \mathcal{S} and an environment Env can be captured as a continuous-labeled Markov Decision Process (cl-MDP). A cl-MDP is a tuple $\mathcal{M} = (S, S_0, A, p_S, R, \gamma, L)$, where $S \subseteq \mathbb{R}^n$ is a continuous state space, S_0 is a set of initial states, $A \subseteq \mathbb{R}^m$ is a continuous action space, and p_S captures the unknown system dynamics as a distribution. The distribution $p_S : \mathfrak{B}(\mathbb{R}^n) \times A \times S \rightarrow [0, 1]$ is a Borel-measurable conditional transition kernel, s.t. $p_S(\cdot | s, a)$ is a probability measure of the next state given current $s \in S$ and $a \in A$ over the Borel space $(\mathbb{R}^n, \mathfrak{B}(\mathbb{R}^n))$, where $\mathfrak{B}(\mathbb{R}^n)$ is the set of all Borel sets on \mathbb{R}^n . $R : S \times A \times S \rightarrow \mathbb{R}$ is the reward function, and $\gamma \in (0, 1)$ is the discount factor. L is the labeling function in Def. 1.

Since the dynamics \mathcal{S} are an opaque-box, the transition relation $p_S(\cdot | s, a)$ for any state-action pair is unknown. Deep reinforcement learning algorithm [2] has been demonstrated as promising tools to solve continuous-control problems for this cl-MDP model.

Let Π denote the set of all policies for a cl-MDP, and $\pi \in \Pi$ denote a stochastic policy $\pi : S \times A \rightarrow [0, 1]$, that maps states to distributions over actions. During each episode and starting from the initial state $s_0 \in S_0$, the agent observes the state $s_t \in S$ and executes an action $a_t \in A$ at each time step t , according to the policy $\pi(a_t | s_t)$, and Env returns the next state s_{t+1} sampled from $p_S(s_{t+1} | s_t, a_t)$. The process is repeated until the episode is terminated. The objective is to learn an optimal policy $\pi^*(a | s)$ that maximizes the expected discounted return $J(\pi) = \mathbb{E}^\pi \left[\sum_{k=0}^{\infty} \gamma^k \cdot R(s_k, a_k, s_{k+1}) \right]$.

Linear Temporal Logic (LTL): LTL is a formal language to describe complex properties and high-level specifications of a system. LTL formulae are built inductively from atomic propositions by applying Boolean and temporal operators to subformulae. The syntax in Backus-Naur form is given by:

$$\phi ::= \top \mid \mu \mid \phi_1 \wedge \phi_2 \mid \neg \phi_1 \mid \bigcirc \phi \mid \phi_1 \mathcal{U} \phi_2 \mid \Diamond \phi \mid \Box \phi,$$

where $\mu \in AP$ is an atomic proposition, *true* \top , *negation* \neg , and *conjunction* \wedge are propositional logic operators, and *next* \circ and *until* \mathcal{U} are temporal operators [41]. Alongside the standard operators introduced above, other propositional logic operators, such as *false*, *disjunction* \vee , and *implication* \rightarrow , and temporal operators, such as *always* \square and *eventually* \diamond , are derived from the standard operators.

The semantics of an LTL formula are interpreted over words, where a word is an infinite sequence $o = o_0 o_1 \dots$, with $o_i \in 2^{AP}$ for all $i \geq 0$, where 2^{AP} represents the power set of AP . The satisfaction of an LTL formula ϕ by the word o is denoted $o \models \phi$. For an infinite word o starting from step 0, let $o(t), t \in \mathbb{N}$ denotes the value at step t , and $o[t:]$ denotes the word starting from step t . The detailed semantics of LTL can be found in [41]. In this paper, we are interested in the continuous-time control policy. The *next* operator is not always meaningful since it may require an immediate execution switch in the synthesized plans space [42]. Based on the application, we can either exclude the *next* operator as is common in related work [38], [42] or properly design practical LTL tasks [11] in continuous scenarios.

III. PROBLEM FORMULATION

Consider a cl-MDP $\mathcal{M} = (S, S_0, A, p_S, R, \gamma, L)$. The induced path under a policy π over \mathcal{M} is $s_\infty^\pi = s_0 \dots s_i s_{i+1} \dots$, where $p_S(s_{i+1}|s_i, a_i) > 0$ if $\pi(a_i|s_i) > 0$.

We extend the labeling function to traces such that $L(s_\infty^\pi) = o_0 o_1 \dots$ is the sequence of labels associated with s_∞^π . We denote the satisfaction relation of the induced trace with respect to ϕ by $L(s_\infty^\pi) \models \phi$. The probability of satisfying ϕ under the policy π , starting from an initial state $s_0 \in S_0$, is defined as

$$\Pr_M^\pi(\phi) = \Pr_M^\pi(L(s_\infty^\pi) \models \phi \mid s_\infty^\pi \in S_\infty^\pi),$$

where S_∞^π is the set of admissible paths from the initial state s_0 , under the policy π [41].

Definition 2. Given a cl-MDP \mathcal{M} , an LTL task ϕ is fully feasible if and only if there exists a policy π s.t. $\Pr_M^\pi(\phi) > 0$.

Note that according to Def. 2, an infeasible case means no policy exists that satisfies the task, which can be interpreted as $\Pr_M^\pi(\phi) = 0, \forall \pi \in \Pi$.

Definition 3. Given a cl-MDP \mathcal{M} , the expected discounted violation cost with respect to a given LTL task ϕ under the policy π is defined as

$$J_V(\mathcal{M}^\pi, \phi) = \mathbb{E}^\pi \left[\sum_{k=0}^{\infty} \gamma^k c_V(s_k, a_k, s_{k+1}, \phi) \right], \quad (2)$$

where $c_V(s, a, s', \phi)$ is defined as the violation cost of a transition (s, a, s') with respect to ϕ , and a_i is the action generated based on the policy $\pi(s_i)$.

Problem 1. Given a robot with the unknown dynamics S in an Env with workspace X containing regions of interest, a navigation task in the form of an LTL task ϕ over AP , their interactions can be captured as a cl-MDP. The DRL objective is to find an optimal policy π^* with the following capabilities: (i) if ϕ is feasible, $\Pr_M^{\pi^*}(\phi) > 0$; (ii) if ϕ is infeasible s.t.

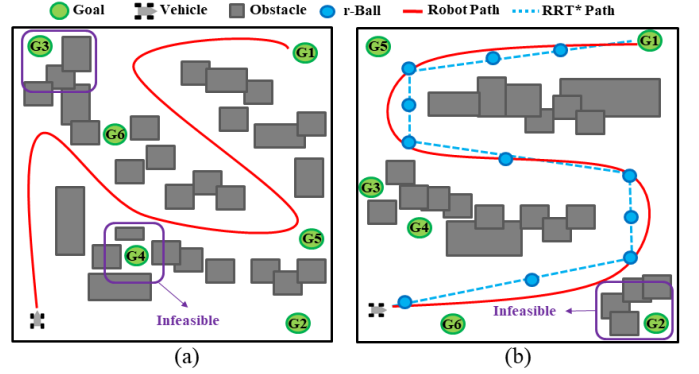


Fig. 1. The figure shows the example described in Example 1, where the given LTL task is infeasible since some regions of interest, e.g., $\mathcal{G}_3, \mathcal{G}_4$ of (a). (a) The illustration that learning navigation using DRL is challenging in complex cluttered environments. (b) Demonstration of the effective design reward in Section IV-C.

$\Pr_M^\pi(\phi) = 0, \forall \pi \in \Pi$, satisfy ϕ with minimum violation cost via minimizing $J_V(\mathcal{M}^\pi, \phi)$.

Example 1. In Fig. 1, consider an autonomous vehicle with unknown dynamics deployed in a complex, cluttered environment containing a set of labeled goal regions, $AP_G = \{\mathcal{G}_1, \mathcal{G}_2, \dots, \mathcal{G}_5\}$, and labeled obstacles \mathcal{O} . The LTL specification is given by $\phi = \square \neg \mathcal{O} \wedge \square((\diamond \mathcal{G}_1 \wedge \diamond(\mathcal{G}_2 \wedge \dots \wedge \diamond \mathcal{G}_5)))$. We observe that some goal regions are surrounded by obstacles such that ϕ is infeasible.

Furthermore, DRL-based navigation control typically uses either a sparse reward function that assigns positive rewards only when the robot reaches a destination, or leverages distance-to-goal measurements for a smoother reward. For LTL specifications, discrete goal-reaching may enable the automaton transitions, which is one requirement to receive automata-based rewards [9], [11]. However, in cluttered environments such as those depicted in Fig. 1, it can be difficult for noisy policies to reach regions of interest at all during learning.

IV. SOLUTION

In section IV-A, we develop an automata model with relaxed constraints to address infeasible tasks. In section IV-B, we show how to synthesize a model-free plan with minimum violation cost in continuous space. Finally, in section IV-C, we propose a novel DRL design to learn optimal policies that solve Problem 1.

A. Relaxed Product Automaton for Infeasible LTL

Let $dist : X \times X \rightarrow [0, \infty)$ define a metric function that computes the geometric Euclidean distance between two states. As prior work [13], we introduce a transition system for an unknown dynamic system to capture the interactions between geometric space X and Env .

Definition 4. A generalized weighted transition system (G-WTS) of Env is a tuple $\mathcal{T} = (X, x_0, \rightarrow_{\mathcal{T}}, AP, L_X, C_{\mathcal{T}})$, where X is the configuration space of Env , x_0 is the initial state of the robot; $\rightarrow_{\mathcal{T}} \subseteq X \times X$ is the geometric transition relation s.t. $x \rightarrow_{\mathcal{T}} x'$ if $dist(x, x') \leq \eta$ and the straight line σ

connecting x to x_{new} is collision-free; AP is the set of atomic propositions that label regions; $L_X : X \rightarrow 2^{AP}$ is the labeling function that returns an atomic proposition satisfied at location x ; and $C_T : (\rightarrow_T) \rightarrow \mathbb{R}^+$ is the geometric Euclidean distance, i.e., $C_T(x, x') = \text{dist}(x, x'), \forall (x, x') \in \rightarrow_T$.

Let $\tau_T = x_0 x_1 x_2 \dots$ denote a valid run of T . As opposed to the standard WTS [38], [42] which includes dynamic state space S and explicit dynamics $f(s, a)$ in transitions, only the geometric relations are available in our framework.

An LTL formula ϕ can be converted into a Non-deterministic Büchi Automata (NBA) to verify its satisfaction.

Definition 5. [43] An NBA over 2^{AP} is a tuple $\mathcal{B} = (Q, Q_0, \Sigma, \rightarrow_{\mathcal{B}}, Q_F)$, where Q is the set of states, $Q_0 \subseteq Q$ is the set of initial states, $\Sigma = 2^{AP}$ is the finite alphabet, $\rightarrow_{\mathcal{B}} \subseteq Q \times \Sigma \times Q$ is the transition relation, and $Q_F \subseteq Q$ is the set of accepting states.

A valid infinite run $\tau_{\mathcal{B}} = q_0 q_1 q_2 \dots$ of \mathcal{B} is called accepting, if it intersects with Q_F infinitely often. Infinite words $\tau_o = o_0 o_1 o_2 \dots, \forall o \in 2^{AP}$ generated from an accepting run satisfy the corresponding LTL formula ϕ . An LTL formula is converted into NBA using the LTL2BA¹. We use \mathcal{B}_{ϕ} to denote the NBA of LTL formula ϕ .

A common approach for synthesizing a geometric plan satisfying LTL formula ϕ is to construct the product Büchi automaton (PBA) between the G-WTS T and the NBA \mathcal{B} [13], [38], [42]. This approach assumes the given ϕ is feasible. Inspired by [26], [27] to handle infeasible cases, we introduce a relaxed PBA and define corresponding violation costs.

Definition 6. Given the G-WTS T and the NBA \mathcal{B}_{ϕ} , the relaxed PBA is a tuple $P = T \times \mathcal{B} = (Q_P, Q_P^0, \rightarrow_P, Q_P^F, c_P, L_P, \Sigma)$, where

- $Q_P = X \times Q$ is the set of infinite product states, $Q_P^0 = x_0 \times Q$ is the set of initial states, $Q_P^F = X \times Q_F$ is the set of accepting states, and $\Sigma = 2^{AP}$.
- $\rightarrow_P \subseteq Q_P \times Q_P$ is the transition function such that $q_P = (x, q) \rightarrow_P q'_P = (x', q')$ is a valid transition if and only if the following two conditions hold: $x \rightarrow_T x'$ and $\exists \sigma_{AP} \in \Sigma$ s.t. $q \xrightarrow{\sigma_{AP}}_{\mathcal{B}_{\phi}} q'$,
- $c_P : (\rightarrow_P) \rightarrow \mathbb{R}^+$ is the geometric cost function defined as the cost in the configuration space, e.g., $c_P(q_P = (x, q), q'_P = (x', q')) = C_T(x, x'), \forall (q_P, q'_P) \in \rightarrow_P$,
- $L_P : Q_P \rightarrow \Sigma$ is the labelling function s.t. $L_P(q_P) = L_X(x), \forall q_P = (x, q)$,
- $c_V : (\rightarrow_P) \rightarrow \mathbb{R}^+$ is the violation cost function for each transition with respect to the associated LTL formula ϕ .

The major novelty of the relaxed PBA is replacing the transition constraint $q \xrightarrow{L_X(x)}_{\mathcal{B}_{\phi}} q'$ of a standard PBA [41] with $\exists \sigma_{AP} \in \Sigma$ s.t. $q \xrightarrow{\sigma_{AP}}_{\mathcal{B}_{\phi}} q'$, to construct a more connected product graph. Next, we define the computation of violation function c_V .

Suppose $AP = \{\mu_1, \mu_2, \dots, \mu_M\}$ and consider an evaluation function $\text{Eval} : \Sigma \rightarrow \{0, 1\}^M$, where $\Sigma = 2^{AP}$ and $M = |AP|$. $\text{Eval}(\sigma) = [v_i]_{i=1}^M$ and v_i is a binary variable s.t.

$v_i = 1$ if $\mu_i \in \sigma$ and $v_i = 0$ if $\mu_i \notin \sigma$, where $i = 1, 2, \dots, M$ and $\sigma \in \Sigma$. To quantify the difference between two elements in Σ , consider $\rho(\sigma, \sigma') = \|v - v'\|_1 = \sum_{i=1}^M |v_i - v'_i|$, where $v = \text{Eval}(\sigma)$, $v' = \text{Eval}(\sigma')$, $\sigma, \sigma' \in \Sigma$, and $\|\cdot\|_1$ is the L_1 norm. The distance from $\sigma \in \Sigma$ to a set $\mathcal{X} \subseteq 2^{\Sigma}$ is then defined as $D_V(\sigma, \mathcal{X}) = \min_{\sigma' \in \mathcal{X}} \rho(\sigma, \sigma')$ if $\sigma \notin \mathcal{X}$, and $D_V(\sigma, \mathcal{X}) = 0$ otherwise.

Definition 7. In a relaxed PBA, the violation cost of the transition $q_P = (x, q) \rightarrow_P q'_P = (x', q')$ imposed by ϕ can be computed with $c_V(q_P, q'_P) = D_V(L(q_P), \mathcal{X}(q, q'))$, where $\mathcal{X}(q, q') = \{\sigma_{AP} \in \Sigma \mid q \xrightarrow{\sigma_{AP}}_{\mathcal{B}_{\phi}} q'\}$ is the set of input symbols enabling the transition from q to q' in \mathcal{B}_{ϕ} .

Given a valid trace $\tau_P = q_P^0 q_P^1 q_P^2 \dots$ of a PBA, the total violation cost can be computed with $W_V(\tau_P) = \sum_{i=0}^{\infty} c_V(q_P^i, q_P^{i+1})$. The trace $\tau_P = q_P^0 q_P^1 q_P^2 \dots$ satisfies the acceptance conditions if it intersects with Q_P^F infinitely often. Its corresponding words are obtained as $\tau_o = o_0 o_1 o_2 \dots, \forall o_i = L_P(q_P^i)$. Now, the LTL satisfaction according to the accumulated violation cost can be measured as follows:

Lemma 1. [26] The words τ_o^* of an optimal trace τ_P^* satisfies the corresponding potentially infeasible LTL specification ϕ with minimum-violation guarantees if and only the following two conditions hold: (i) τ_P^* satisfies the acceptance condition and (ii) $W_V(\tau_P^*)$ has the minimum total violation cost, i.e., $\tau_P^* = \arg \min_{\tau_P \in \tau_{\infty}} W_V(\tau_P)$, where τ_{∞} denotes the set of all valid traces in the relaxed PBA P .

The word τ_o^* of τ_P^* satisfies ϕ exactly if $W_V(\tau_P^*) = 0$. Let $\text{proj}|_X : Q_P \rightarrow X$ denote a projection s.t. $\text{proj}|_X(q_P) = x, \forall q_P = (x, q)$. We use this operator to extract the geometric trajectory $\tau_T^* = \text{proj}|_X(\tau_P^*)$ for minimally-violating LTL satisfaction from the optimal trace τ_P^* .

B. Minimum-violation Synthesis and Decomposition

Minimum-violation Synthesis: Since this work considers continuous control and the state space X of T is also continuous, it's impossible to explicitly construct the relaxed PBA, P , and find the optimal trace τ_P^* . Instead, by discretizing space, we apply Temporal Logic Rapidly-Exploring Random Trees (TL-RRT*) [38], which is abstraction-free and builds a tree in the configuration space incrementally. This technique has the same properties as RRT* [39], [44]: it can generate probabilistically complete and asymptotically optimal solutions.

Formally, let τ_F denote any accepting run of PBA P . TL-RRT* leverages the fact that an accepting run τ_F is a lasso-type sequence with a prefix-suffix structure, i.e., $\tau_F = \tau_P^{\text{pre}} [\tau_P^{\text{suf}}]^{\omega}$, where the prefix part $\tau_P^{\text{pre}} = q_P^0 q_P^1 \dots q_P^K$ is only executed once, and the suffix part $\tau_P^{\text{suf}} = q_P^{K+1} \dots q_P^{K+l}$ with $q_P^{K+1} = q_P^{K+l}$ loops infinitely. Following this idea, we build the prefix and suffix optimal trees, respectively. To ensure the acceptance condition, the set of goal states of the prefix tree $G_P^{\text{pre}} = (V_P^{\text{pre}}, E_P^{\text{pre}})$ is defined as $Q_{\text{goal}}^{\text{pre}} = \{q_P = (x, q) \in X_{\text{free}} \times Q \subseteq Q_P \mid q \in Q_F\}$, where X_{free} is the collision-free configuration space. The optimal goal states

¹<http://www.lsv.fr/~gastin/ltl2ba/>

of the prefix tree are $Q_{goal}^* = V_P^{pre} \cap Q_{goal}^{pre}$ that is regarded as the roots of suffix tree $G_P^{suf} = (V_P^{suf}, E_P^{suf})$. The destination states of the suffix tree are

$$Q_{goal}^{suf}(q_P^*) = \{ q_P = (x, q) \in X_{free} \times Q \subseteq Q_P \mid q_P \rightarrow_P q_P^* = (x^*, q^*), \forall q_P^* \in Q_{goal}^* \}.$$

We refer readers to [38] for more details.

Unlike [38], this work considers infeasible cases where rapidly-exploring random trees should be built on-the-fly based on the relaxed PBA and our optimization objective includes both violation and geometric cost. To guarantee total minimum-violation, let the weight between any two product states in the tree be $w_P(q_P, q'_P) = c_P(q_P, q'_P) + \beta \cdot c_V(q_P, q'_P)$, where we select $\beta \gg 1$ to ensure the violation cost c_V has higher priority than geometric distance c_P . Finally, we can find the minimum-violation path in the form of $\tau_P^* = \tau_{pre}^*[\tau_{suf}^*]^\omega$, which can be projected into the configuration space $\tau_{\mathcal{T}}^* = proj|_X(\tau_P^*) = \tau_{\mathcal{T},pre}^*[\tau_{\mathcal{T},suf}^*]^\omega$.

Optimal decomposition: Since directly applying the whole geometric path $\tau_{\mathcal{T}}^* = proj|_X(\tau_P^*)$ with long or infinite horizons as guidance for DRL suffers from myopic tendencies (gathering intermediate rewards rather than reaching the desired region), we can decompose τ^* into several sub-paths. To do so, we rewrite $\tau_P^* = \tau_0^* \tau_1^* \dots \tau_K^* [\tau_{K+1}^* \dots \tau_{K+l}^*]^\omega$ such that $\forall i \in \{0, 1, \dots, K+l\}$, τ_i^* is a sub-trajectory and the product states of each τ_i^* have the same automaton components i.e., $q = q_i, \forall q_P = (x, q) \in \tau_i^*$. Each segment τ_i^* can be projected into workspace as $\tau_{\mathcal{T},i}^*$, and we have

$$\tau_{\mathcal{T}}^* = proj|_X(\tau_P^*) = \tau_{\mathcal{T},0}^* \tau_{\mathcal{T},1}^* \dots \tau_{\mathcal{T},K}^* [\tau_{\mathcal{T},K+1}^* \dots \tau_{\mathcal{T},K+l}^*]^\omega.$$

Let $proj|_Q : Q_P \rightarrow Q$ denote a projection s.t. $proj|_Q(q_P) = q, \forall q_P = (x, q)$ to extract the automaton components, and we have

$$\tau_Q^* = proj|_Q(\tau_P^*) = q_0^* q_1^* \dots q_K^* [q_{K+1}^* \dots q_{K+l}^*]^\omega. \quad (3)$$

As a result, we can define each segment $\tau_{\mathcal{T},i}^*$ as a reach-avoid path $\mathcal{R}_i(\mathcal{G}_i, \mathcal{O})$, where \mathcal{G}_i is its goal region and \mathcal{O} is a set of all obstacles. The lasso-type geometric reach-avoid path of can be in the form of

$$\mathcal{R}_{\mathcal{T}} = (\mathcal{R}_0 \mathcal{R}_1 \dots \mathcal{R}_K)(\mathcal{R}_{K+1} \dots \mathcal{R}_{K+l})^\omega. \quad (4)$$

For each reach-avoid task \mathcal{R}_i , let $x_{\mathcal{R},i}$ denote the state of destination that is also the last state of the segment $\tau_{\mathcal{T},i}^*$. From definition 7, we can obtain:

Lemma 2. *For a relaxed PBA, for a continuous trace $\tau_P = q_P^0 q_P^1 q_P^2 \dots$ satisfying the acceptance condition, we can extract an automaton trace $\tau_Q = proj|_Q(\tau_P) = q_0 q_1 \dots q_K [q_{K+1} \dots q_{K+l}^\omega]$. that satisfies the acceptance condition of the NBA. The total violation cost $W_V(\tau_P) = \sum_{k=0}^{\infty} c_V(q_P^k, q_P^{k+1})$ can be transformed into the finite discrete form using its automaton trace as $\sum_{k=0}^{K-1} D_V(L_X(x_{\mathcal{R},k+1}), \mathcal{X}(q_k, q_{k+1})) + \beta \cdot \sum_{k=K}^{K+l-1} D_V(L_X(x_{\mathcal{R},k+1}), \mathcal{X}(q_k, q_{k+1}))$.*

Lemma 2 states that we can measure the total violation cost of an infinite continuous path using a finite discrete form. The

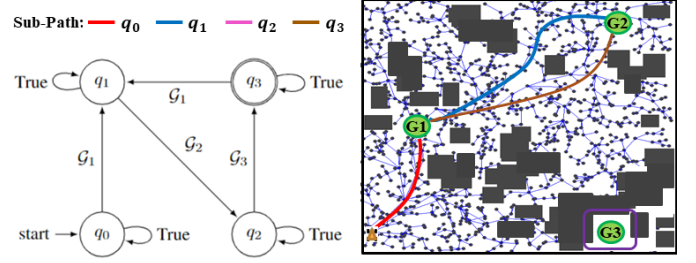


Fig. 2. (Left) NBA \mathcal{B} of the LTL formula $\phi_{g_1} = \square \diamond \mathcal{G}_1 \wedge \square \diamond \mathcal{G}_2 \wedge \square \diamond \mathcal{G}_3$ for $\phi = \square \neg \mathcal{O} \wedge \phi_{g_1}$; (Right) Decomposed reach-avoid paths (sub-tasks) that minimally violates ϕ , where \mathcal{G}_3 is not reachable.

structure of $\mathcal{R}_{\mathcal{T}}$ can enable a modular structure of distributedly solving each \mathcal{R}_i with shorter horizons. Note that, the above process generates the asymptotically minimally-violating plan that is probabilistically complete.

Example 2. Fig. 2 shows an example of the optimal decomposition for the infeasible case. The LTL task is $\phi = \square \neg \mathcal{O} \wedge \phi_{g_1} = \square \diamond \mathcal{G}_1 \wedge \square \diamond \mathcal{G}_2 \wedge \square \diamond \mathcal{G}_3$ over infinite horizons, whereas the goal regions \mathcal{G}_3 is not accessible. The resulting NBA and decomposed trajectories of TL-RRT* minimally-violating ϕ are shown in Fig. 2 (left) and (right), respectively, where decomposed reach-avoid paths (sub-tasks) are expressed as $\mathcal{R}_{\mathcal{T}} = \mathcal{R}_{red}(\mathcal{R}_{blue} \mathcal{R}_{brown})^\omega$.

C. Reward Design and Distributed DRL

Reward design: According to the optimal compositional plan $\mathcal{R}_{\mathcal{T}}$, this section designs a reward function for each \mathcal{R}_i that is dense in the configuration space to overcome the challenge of the complex environment. We can train every reach-avoid \mathcal{R}_i navigation control in the same way distributively. Even if we can straightforwardly use the geometric sub-path for reward design, there exist three issues: (a) without considering actual dynamic systems, controllers can not strictly track the geometric path; (b) the robot may linger around previous balls resulting in sub-optimal solutions; (c) the r-norm balls might overlap with obstacles. We address them in the following descriptions, and the intuition of the reward design is shown in Fig. 1 (b), where the robot just needs to move towards the goal and is not required to strictly follow the geometric path.

(a): Each geometric path of \mathcal{R}_i is a sequence of waypoints $\tau_{\mathcal{T},i}^* = x_{i,0} x_{i,1} \dots x_{i,N}$. We construct an r-norm ball for each state $x_{i,j} \in \tau_{\mathcal{T},i}^*, \forall j = 0, 1, \dots, N$, as $Ball_r(x_{i,j}) = \{x \in X \mid dist(x, x_{i,j}) \leq r\}$. These balls allow the robot to pass them and move towards the goal as guidance, based on which we design a reward function. The consecutive balls can be regarded as a tube which is popular in the robust control community [45] to handle the path tracking infeasibility.

(b): The intuitive approach is to track the minimum distance of the visited balls to the destination so far and utilize it as a constraint in the reward design. Since TL-RRT* is an extension of RRT* [44], it also provides the optimal distance function in the tree from each state to the global final destination denoted as $Cost(x)$. For a sub-path $\tau_{\mathcal{T},i}^* = x_{i,0} x_{i,1} \dots x_{i,N}$, we compute the distance from each state $x_{i,j} \in \tau_{\mathcal{T},i}^*$ to the destination

$x_{i,N}$ as $Dist(x_{i,j}) = Cost(x_{i,j}) - Cost(x_{i,N})$. We return the necessary distance information as:

$$D(x) = \begin{cases} Dist(x_i|x^*) & \text{if } x \in Ball_r(x_i|x^*) \\ \infty & \text{otherwise} \end{cases} \quad (5)$$

During each episode of training, a state-action sequence $s_0 a_0 s_1 a_1 \dots s_t$ up to current time t is split into the state and action sequences $\mathbf{s}_t = s_0 s_1 \dots s_t$ and $\mathbf{a}_t = a_0 a_1 \dots a_{t-1}$, respectively. We develop a progression function D_{min} to identify whether the next state is getting closer to the goal region as $D_{min}(\mathbf{s}_t) = \min_{s \in \mathbf{s}_t} \{D(Proj(s))\}$.

The learning objective is to push D_{min} to decrease at each time-step. We design a constrained reward for each time t of an episode as $R(s_t^\times) = r_+ > 0$ if $D(Proj(s_t)) < D_{min}(\mathbf{s}_{t-1})$. Moreover, such a design also alleviates the first issue (a), since the RL agent is not required to visit every r-norm ball.

(c): We design the reward in different priorities such that if the RL-agent collides with obstacles, it will always return the negative reward and ignore other conditions. In summary, our reward design is the following with decreasing priorities:

$$\begin{aligned} R(s_t) &= r_- < 0, & \text{if } Proj(s_t) \in X_O, \\ R(s_t) &= r_{++} > 0, & \text{if } D(Proj(s_t)) = 0, \\ R(s_t) &= r_+ > 0, & \text{if } D(Proj(s_t)) < D_{min}(\mathbf{s}_{t-1}), \\ R(s_t) &= 0, & \text{otherwise,} \end{aligned} \quad (6)$$

We evaluate the performance of the reward design (6) as:

Theorem 1. *If there exists at least one policy $\pi_{\mathcal{R},i}^*$ satisfying the reach-avoid task \mathcal{R}_i , by selecting r_{++} to be sufficiently larger than r_+ , i.e., $r_{++} \gg r_+$, any algorithm that optimizes the expected return $J(\pi)$ is guaranteed to find such an optimal policy $\pi_{\mathcal{R},i}^*$.*

Proof. Theorem 1 can be proved by contradiction. Suppose we have a policy $\bar{\pi}_{\mathcal{R},i}$ that is optimal and does not accomplish reach-avoid task \mathcal{R}_i , which means the robot derived by $\bar{\pi}_{\mathcal{R},i}$ will not reach the goal station. Recall that we have N r-norm balls (waypoints), and the best case of $\bar{\pi}_{\mathcal{R},i}$ is to consecutively pass all these balls sequentially without reaching the destination. We obtain the upper-bound

$$J(\bar{\pi}_{\mathcal{R},i}) < r_+ \cdot \frac{1 - \gamma^N}{1 - \gamma} \quad (7)$$

Per assumption 1, we can find another policy $\pi_{\mathcal{R},i}^*$ that reaches and stays at the destination repetitively receiving reward r_{++} . The worst case of $\pi_{\mathcal{R},i}^*$ is to pass no r-norm waypoints. In this case, we obtain the lower-bound

$$J(\pi_{\mathcal{R},i}^*) \geq \underline{M} r_{++} \cdot \frac{1}{1 - \gamma}, \quad (8)$$

where $\underline{M} = \gamma^{\bar{n}}$, and \bar{n} is maximum number of steps reaching the goal station. Consequently, for (7) and (8), if we select

$$r_{++} \geq \frac{r_+ \cdot (1 - \gamma^N)}{\underline{M}}, \quad (9)$$

we guarantee that $J(\pi_{\mathcal{R},i}^*) > J(\bar{\pi}_{\mathcal{R},i})$, which contradicts the fact that $\bar{\pi}_{\mathcal{R},i}$ is an optimal policy. \square

Note that even though training deep neural networks to optimize policies is a nonlinear regression process, we can use neural network verification techniques, e.g., [46] to verify and improve the learned policy $\pi_{\mathcal{R},i}^*$ for a reach-avoid task.

Remark 1. Employing $D_{min}(\mathbf{s}_t)$ to design a reward function results in a non-Markovian property, since it relies on the past history \mathbf{s}_t , whereas the reward function (6) only depends on current state. To address the it, we can leverage the structure of product MDP [41], and augment the current state s_t with the index of the closest visited waypoint, i.e., $\arg \min_{x \in \mathbf{x}_t} \{D(x)\}$, to construct a product state to recover the Markovian property.

Distributed DRL: For each \mathcal{R}_i , we can apply the above approach to one of the existing off-the-shelf DRL algorithms, e.g., SAC [2], to train the optimal policy $\pi_{\mathcal{R},i}^*$. The process can be repeated for all $\mathcal{R}_i, \forall i \in \{0, 1, \dots, K + l\}$ of $\mathcal{R}_{\mathcal{T}} = (\mathcal{R}_0 \mathcal{R}_1 \dots \mathcal{R}_K)(\mathcal{R}_{K+1} \dots \mathcal{R}_{K+l})^\omega$ in a distributed manner. We then concatenate them to obtain the globally optimal policy as

$$\pi_\phi^* = (\pi_{\mathcal{R},0}^* \pi_{\mathcal{R},1}^* \dots \pi_{\mathcal{R},K}^*)(\pi_{\mathcal{R},K+1}^* \dots \pi_{\mathcal{R},K+l}^*)^\omega, \quad (10)$$

where π_ϕ^* is the global policy satisfying LTL task ϕ and containing a set of neural network parameters. Note that if we train each reach-avoid task \mathcal{R}_i individually, we need to randomize the initial velocity and acceleration conditions of state S , since the ending condition of completing a policy $\pi_{\mathcal{R},i}^*$ results in different starting states for the next policy $\pi_{\mathcal{R},i+1}^*$. This enables a smooth concatenation instead of re-training the whole global policy π_θ^* .

Theorem 2. *If for all $i \in \{0, 1, \dots, K + l\}$, $\pi_{\mathcal{R},i}^*$ satisfies its corresponding reach-avoid task \mathcal{R}_i of $\mathcal{R}_{\mathcal{T}}$ in (4) under any initial states (velocities, accelerations), then their concatenation π_ϕ^* in (10) satisfies the LTL task ϕ with minimum-violation guarantees.*

Proof. The intuition is to prove that every admissible path $\mathbf{s}_\infty^* \in \mathcal{S}_\infty^*$ under the optimal policy π_ϕ^* satisfies the LTL specification ϕ with minimum total violation cost. The proof is based on the decomposition property in Section IV-B.

First, the geometric projection of every admissible path $\mathbf{s}_\infty^* \in \mathcal{S}_\infty^*$ satisfies the lasso-type reach-avoid $\mathcal{R}_{\mathcal{T}}$ in (4), which is associated with a lasso-type automaton path τ_Q^* as (3). From Lemma 2 and the optimality of TL-RRT* [38], τ_Q^* satisfies the acceptance condition of the NBA of LTL formula ϕ and has the minimum total violation cost. \square

Remark 2. Due to the conclusion of minimally-violating the LTL task from Theorem 2, our framework generalizes both feasible and infeasible cases for a given LTL task.

V. EXPERIMENTAL RESULTS

We implement the framework on two different nonlinear dynamic systems for various LTL tasks over both finite and infinite horizons. The algorithm test focuses on infeasible cases and complex cluttered environments, where dense cluttered obstacles are randomly sampled. We also show that the framework can also complete feasible LTL tasks exactly. We apply SAC [2] as a state-of-art DRL algorithm for all baselines.

Baseline Approaches: From the learning perspective, we refer to our distributed framework as "RRT*" or "D-RRT*", and compare it against three baselines: (i) The relaxed TL-based multi-objective rewards in [11], [31] referred to as "TL",

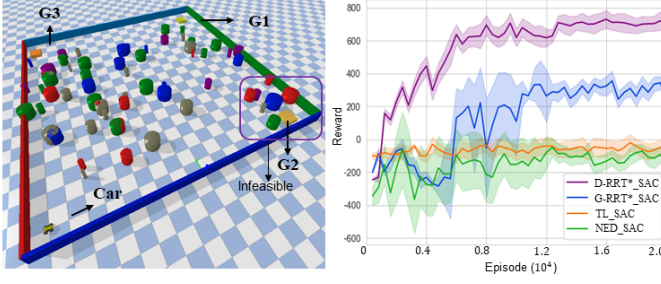


Fig. 3. Baselines comparison of the infeasible task $\phi_{1,inf}$ for a 2D Dubins car in the Pybullet environment with cluttered obstacles.

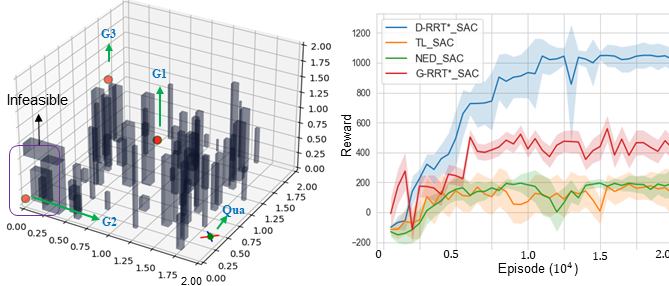


Fig. 4. Baselines comparison of the infeasible task $\phi_{2,inf}$ in the 3D complex cluttered environment.

for the single LTL task; (ii) For the goal-reaching task ϕ , the baseline referred to as "NED" designs the reward based on the negative Euclidean distance between the robot and destination; (iii) For a complex LTL task, instead of decomposition, this baseline directly applies the reward scheme (6) for the global trajectory $\tau_F^* = \tau_{pre}^* [\tau_{suf}^*]^\omega$ referred to as "G-RRR*".

From the perspective of infeasible LTL tasks, we compare with the work [30] of visiting as many accepting sets of LDGBA [33] as possible, and we empirically show the improvement over our prior work [13] that assumes the feasible cases.

Autonomous Vehicle We first implement the Dubins car model in the Pybullet² physical engine shown in Fig. 3. We consider the surveillance LTL task $\phi_{1,inf} = \square \neg \mathcal{O} \wedge \square \diamond (\mathcal{G}_1 \wedge \diamond (\mathcal{G}_2 \wedge \diamond (\mathcal{G}_3 \wedge \diamond (\mathcal{G}_{init})))$ that requires to sequentially visit regions labeled as $\mathcal{G}_1, \mathcal{G}_2, \mathcal{G}_3$, and the robot's initial position infinitely often. Its finite-horizon version can be expressed as $\phi_{1,fin} = \square \neg \mathcal{O} \wedge \diamond (\mathcal{G}_1 \wedge \diamond (\mathcal{G}_2 \wedge \diamond (\mathcal{G}_3 \wedge \diamond (\mathcal{G}_{init})))$ by removing the *always* operator \square . Both tasks are infeasible since the region \mathcal{G}_2 is surrounded by obstacles. Fig. 3 shows the learning curves of task $\phi_{1,inf}$ compared with different baselines, and $\phi_{1,fin}$ has the same comparison results. We can observe that our framework can provide better performance than other baselines under the challenge of complex cluttered environments.

Quadrotor Model We test our algorithms in a 3D environment with Quadrotor³ dynamics shown in Fig. 4. It demonstrates that our model-free framework is capable of handling complex cluttered environments with high dimensions. The LTL specification is given as $\phi_{2,inf} = \square \neg \mathcal{O} \wedge \square \diamond \mathcal{G}_1 \wedge$

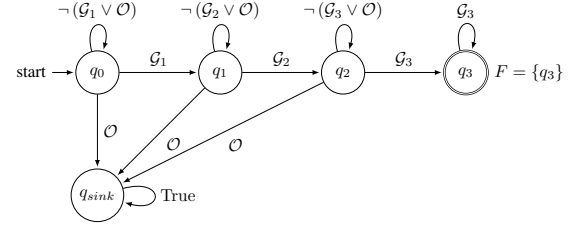


Fig. 5. LDGBA of the LTL formula $\phi_{1,fin} = \square \neg \mathcal{O} \wedge \diamond (\mathcal{G}_1 \wedge \diamond (\mathcal{G}_2 \wedge \diamond (\mathcal{G}_3)))$ with only one accepting set $F = \{q_3\}$.

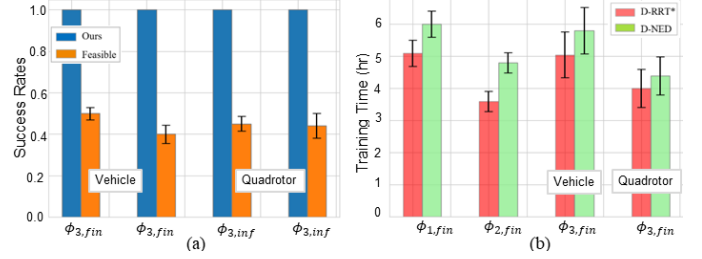


Fig. 6. (a) Success rates of random goal regions compared with [13]. (b) Training time for each reach-avoid task compared with distributed baseline "NED" referred as "D-NED".

$\square \diamond \mathcal{G}_2 \wedge \square \diamond \mathcal{G}_3$, which requires the quadrotor to navigate regions of $\mathcal{G}_1, \mathcal{G}_2, \mathcal{G}_3$ infinitely often without specific orders. Its finite version can also be defined as $\phi_{2,fin} = \square \neg \mathcal{O} \wedge \diamond \mathcal{G}_1 \wedge \diamond \mathcal{G}_2 \wedge \diamond \mathcal{G}_3$. These two tasks are also infeasible, and their comparisons of learning performances are the same. Due to page limitation, we only show the learning results for the task $\phi_{2,inf}$ in Fig. 4.

Feasibility Generalization According to theorem 2, the advantage of minimally violating a given task allows generalization of feasible cases. To show the metric, we remove the highlighted obstacles for the region \mathcal{G}_2 in both environments, and implement our algorithms. The feasible experimental results shown in the video demo demonstrate that our framework can satisfy feasible tasks exactly.

5.5 Infeasibility Analysis For each environment and dynamic system, we increase the task complexity by randomly sampling 12 obstacle-free goal regions in both environments and set the specifications as $\phi_{3,fin} = \square \neg \mathcal{O} \wedge ((\diamond \mathcal{G}_1 \wedge \diamond (\mathcal{G}_2 \wedge \diamond \dots \wedge \diamond \mathcal{G}_{12})))$, and $\phi_{3,inf} = \square \neg \mathcal{O} \wedge \square \diamond \mathcal{G}_1 \wedge \square \diamond \mathcal{G}_2 \dots \wedge \square \diamond \mathcal{G}_{12}$. We repeat the random sampling for 50 trials and record the success rates of generating valid plans for two environments. The results for these task $\phi_{3,fin}, \phi_{3,inf}$ compared with our prior work [13] referred to as "feasible" are shown in Fig. 6 (a). Due to the random process, the target regions may be surrounded by obstacles, and the baseline returns no solutions, whereas our framework always finds minimally-violating trajectories.

From the aspect of automaton-based rewards, prior works [31], [32] directly applies a linear combination of violation cost and automaton acceptance reward to formulate a MORL process, which has no guarantees on satisfaction and violation. Whereas our framework leveraging planning methods as guidance can improve the performance. This seen in the learning comparisons in Fig. 3 and Fig. 4. Moreover, we also compare the work [47] that addresses infeasible cases

²<https://pybullet.org/wordpress/>

³<https://github.com/Bharath2/Quadrotor-Simulation/tree/main/PathPlanning>

for discrete MDP model. It finds the policy that satisfies the given LTL tasks as much as possible by intersecting with the maximum number of accepting sets of LDGBA [33]. However, the LDGBAs of some LTL formulas only have one accepting set. As an example, Fig. 5 shows the LDGBA of $\phi_{1,fin} = \Box \neg \mathcal{O} \wedge \Diamond(\mathcal{G}_1 \wedge \Diamond(\mathcal{G}_2 \wedge \Diamond(\mathcal{G}_3)))$ for an autonomous vehicle that has only one accepting set $\{q_3\}$. The same case also applies to the LTL formula $\phi_{1,inf}, \phi_{3,fin}$. In such cases, the work [47] returns no solutions since the only accepting set is not accessible.

5.6 Training efficiency We record the training time for each reach-avoid sub-task for the finite-horizon LTL tasks i.e., $\phi_{1,fin}, \phi_{2,fin}, \phi_{3,fin}$ in two environments. We compared with the baseline "NED" that distributedly solves each reach-avoid sub-task using distance based rewards. The results of Fig. 6 (b) shows that our framework is more efficient.

VI. CONCLUSION

In this article, we propose a model-free framework using DRL to learn continuous controllers of completing complex LTL navigation tasks. We overcome the challenge of infeasible LTL specifications in complex cluttered environments. To minimally violate the LTL task, we apply path planning methods as guidance of DRL that can guarantee minimal total violation cost, which can decompose the task into sub-reach-avoid missions. To address exploration issues of DRL training subject to environmental challenges, we design an effective path-planning-based reward function for each goal-reaching task. Based on the advantage of minimal violation, our work generalizes both feasible and infeasible cases. In the future, we will consider safety-critical exploration during learning, and shrinking the gap of sim-to-real to deploy neural network controllers in real-world robots.

REFERENCES

- [1] R. S. Sutton and A. G. Barto, *Reinforcement learning: An introduction*. MIT press, 2018.
- [2] T. Haarnoja, A. Zhou, P. Abbeel, and S. Levine, "Soft actor-critic: Off-policy maximum entropy deep reinforcement learning with a stochastic actor," in *Int'l Conference on Machine Learning*, 2018, pp. 1861–1870.
- [3] P. Long, T. Fan, X. Liao, W. Liu, H. Zhang, and J. Pan, "Towards optimally decentralized multi-robot collision avoidance via deep reinforcement learning," in *IEEE International Conference on Robotics and Automation (ICRA)*, 2018, pp. 6252–6259.
- [4] H.-T. L. Chiang, A. Faust, M. Fiser, and A. Francis, "Learning navigation behaviors end-to-end with autorl," *IEEE Robotics and Automation Letters*, vol. 4, no. 2, pp. 2007–2014, 2019.
- [5] D. Sadigh, E. S. Kim, S. Coogan, S. S. Sastry, and S. A. Seshia, "A learning based approach to control synthesis of markov decision processes for linear temporal logic specifications," in *IEEE Conference on Decision and Control*, 2014, pp. 1091–1096.
- [6] Y. Kantaros, "Accelerated reinforcement learning for temporal logic control objectives," *Int'l Conf on Intelligent Robots and Systems*, 2022.
- [7] Z. Xu, I. Gavran, Y. Ahmad, R. Majumdar, D. Neider, U. Topcu, and B. Wu, "Joint inference of reward machines and policies for reinforcement learning," in *Proceedings of the International Conference on Automated Planning and Scheduling*, vol. 30, 2020, pp. 590–598.
- [8] M. Cai, S. Xiao, B. Li, Z. Li, and Z. Kan, "Reinforcement learning based temporal logic control with maximum probabilistic satisfaction," in *IEEE Intl Conf on Robotics and Automation*, 2021, pp. 806–812.
- [9] X. Li, Z. Serlin, G. Yang, and C. Belta, "A formal methods approach to interpretable reinforcement learning for robotic planning," *Science Robotics*, vol. 4, no. 37, p. eaay6276, 2019.
- [10] R. T. Icarte, T. Q. Klassen, R. Valenzano, and S. A. McIlraith, "Reward machines: Exploiting reward function structure in reinforcement learning," *Journal of Artificial Intelligence Research*, vol. 73, pp. 173–208, 2022.
- [11] M. Cai, M. Hasanbeig, S. Xiao, A. Abate, and Z. Kan, "Modular deep reinforcement learning for continuous motion planning with temporal logic," *IEEE Robotics and Automation Letters*, vol. 6, no. 4, pp. 7973–7980, 2021.
- [12] M. Cai and C.-I. Vasile, "Safe-critical modular deep reinforcement learning with temporal logic through gaussian processes and control barrier functions," *arXiv preprint arXiv:2109.02791*, 2021.
- [13] M. Cai, E. Aasi, C. Belta, and C.-I. Vasile, "Overcoming exploration: Deep reinforcement learning in complex environments from temporal logic specifications," *arXiv preprint arXiv:2201.12231*, 2022.
- [14] H. Tang, R. Houthoofd, D. Foote, A. Stooke, X. Chen, Y. Duan, J. Schulman, F. De Turck, and P. Abbeel, "Exploration: A study of count-based exploration for deep reinforcement learning," in *Neural Information Processing Systems*, 2017, pp. 2750–2759.
- [15] O. Nachum, H. Tang, X. Lu, S. Gu, H. Lee, and S. Levine, "Why does hierarchy (sometimes) work so well in reinforcement learning?" 2019.
- [16] V. Raman, A. Donzé, M. Maasoumy, R. M. Murray, A. Sangiovanni-Vincentelli, and S. A. Seshia, "Model predictive control with signal temporal logic specifications," in *IEEE Conference on Decision and Control*, 2014, pp. 81–87.
- [17] A. Rodionova, L. Lindemann, M. Morari, and G. J. Pappas, "Combined left and right temporal robustness for control under stl specifications," *IEEE Control Systems Letters*, 2022.
- [18] J. Tumova, G. C. Hall, S. Karaman, E. Frazzoli, and D. Rus, "Least-violating control strategy synthesis with safety rules," in *Proc. Int. Conf. Hybrid syst., Comput. Control*, 2013, pp. 1–10.
- [19] M. Lahijanian, M. R. Maly, D. Fried, L. E. Kavrakli, H. Kress-Gazit, and M. Y. Vardi, "Iterative temporal planning in uncertain environments with partial satisfaction guarantees," *IEEE Transactions on Robotics*, vol. 32, no. 3, pp. 583–599, 2016.
- [20] C.-I. Vasile, J. Tumova, S. Karaman, C. Belta, and D. Rus, "Minimum-violation scLTL motion planning for mobility-on-demand," in *IEEE Intl Conference on Robotics and Automation (ICRA)*, 2017, pp. 1481–1488.
- [21] B. Lacerda, F. Faruq, D. Parker, and N. Hawes, "Probabilistic planning with formal performance guarantees for mobile service robots," *Intl Journal of Robotics Research*, vol. 38, no. 9, pp. 1098–1123, 2019.
- [22] L. Niu, J. Fu, and A. Clark, "Optimal minimum violation control synthesis of cyber-physical systems under attacks," *IEEE Transactions on Automatic Control*, vol. 66, no. 3, pp. 995–1008, 2020.
- [23] H. Rahmani and J. M. O'Kane, "What to do when you can't do it all: Temporal logic planning with soft temporal logic constraints," in *Int'l. Conference on Intelligent Robots and Systems*, 2020, pp. 6619–6626.
- [24] T. Wongpiromsarn, K. Slutsky, E. Frazzoli, and U. Topcu, "Minimum-violation planning for autonomous systems: Theoretical and practical considerations," in *American Control Conference*, 2021, pp. 4866–4872.
- [25] D. Kamale, E. Karyofylli, and C. I. Vasile, "Automata-based Optimal Planning with Relaxed Specifications," in *IEEE/RSJ Intl Conference on Intelligent Robots and Systems (IROS)*, 2021, pp. 6525–6530.
- [26] K. Kim, G. Fainekos, and S. Sankaranarayanan, "On the minimal revision problem of specification automata," *The International Journal of Robotics Research*, vol. 34, no. 12, pp. 1515–1535, 2015.
- [27] M. Guo and D. V. Dimarogonas, "Multi-agent plan reconfiguration under local LTL specifications," *International Journal of Robotics Research*, vol. 34, no. 2, pp. 218–235, 2015.
- [28] M. Cai, H. Peng, Z. Li, H. Gao, and Z. Kan, "Receding horizon control-based motion planning with partially infeasible ltl constraints," *IEEE Control Systems Letters*, vol. 5, no. 4, pp. 1279–1284, 2020.
- [29] M. Cai, S. Xiao, Z. Li, and Z. Kan, "Optimal probabilistic motion planning with potential infeasible ltl constraints," *IEEE Transactions on Automatic Control*, 2021.
- [30] M. Hasanbeig, Y. Kantaros, A. Abate, D. Kroening, G. J. Pappas, and I. Lee, "Reinforcement learning for temporal logic control synthesis with probabilistic satisfaction guarantees," in *IEEE Conference on Decision and Control (CDC)*, 2019, pp. 5338–5343.
- [31] M. Cai, H. Peng, Z. Li, and Z. Kan, "Learning-based probabilistic ltl motion planning with environment and motion uncertainties," *IEEE Tran on Automatic Control*, vol. 66, no. 5, pp. 2386–2392, 2021.
- [32] M. Cai, S. Xiao, Z. Li, and Z. Kan, "Reinforcement learning based temporal logic control with soft constraints using limit-deterministic generalized buchí automata," *arXiv preprint arXiv:2101.10284*, 2021.
- [33] S. Sickert, J. Esparza, S. Jaax, and J. Křetínský, "Limit-deterministic Büchi automata for linear temporal logic," in *Int. Conf. Comput. Aided Verif.* Springer, 2016, pp. 312–332.

- [34] K. Van Moffaert and A. Nowé, “Multi-objective reinforcement learning using sets of pareto dominating policies,” *The Journal of Machine Learning Research*, vol. 15, no. 1, pp. 3483–3512, 2014.
- [35] S. J. Qin and T. A. Badgwell, “A survey of industrial model predictive control technology,” *Control engineering practice*, vol. 11, no. 7, pp. 733–764, 2003.
- [36] I. R. Manchester and J.-J. E. Slotine, “Control contraction metrics: Convex and intrinsic criteria for nonlinear feedback design,” *IEEE Transactions on Automatic Control*, vol. 62, no. 6, pp. 3046–3053, 2017.
- [37] M. Chen, S. L. Herbert, H. Hu, Y. Pu, J. F. Fisac, S. Bansal, S. Han, and C. J. Tomlin, “Fastrack: a modular framework for real-time motion planning and guaranteed safe tracking,” *IEEE Transactions on Automatic Control*, vol. 66, no. 12, pp. 5861–5876, 2021.
- [38] X. Luo, Y. Kantaros, and M. M. Zavlanos, “An abstraction-free method for multirobot temporal logic optimal control synthesis,” *IEEE Transactions on Robotics*, 2021.
- [39] C. I. Vasile, X. Li, and C. Belta, “Reactive Sampling-Based Path Planning with Temporal Logic Specifications,” *International Journal of Robotics Research*, vol. 39, no. 8, pp. 1002–1028, June 2020.
- [40] E. A. Coddington and N. Levinson, “Theory of ordinary differential equations.” *McGraw-Hill*, pp. 1–42, 1955.
- [41] C. Baier and J.-P. Katoen, *Principles of model checking*. MIT press, 2008.
- [42] M. Kloetzer and C. Belta, “A fully automated framework for control of linear systems from temporal logic specifications,” *IEEE Transactions on Automatic Control*, vol. 53, no. 1, pp. 287–297, 2008.
- [43] M. Y. Vardi and P. Wolper, “An automata-theoretic approach to automatic program verification,” in *1st Symposium on Logic in Computer Science*. IEEE Computer Society, 1986, pp. 322–331.
- [44] S. Karaman and E. Frazzoli, “Sampling-based algorithms for optimal motion planning,” *The international journal of robotics research*, vol. 30, no. 7, pp. 846–894, 2011.
- [45] D. Q. Mayne, E. C. Kerrigan, E. Van Wyk, and P. Falugi, “Tube-based robust nonlinear model predictive control,” *International journal of robust and nonlinear control*, vol. 21, no. 11, pp. 1341–1353, 2011.
- [46] M. Everett, “Neural network verification in control,” in *IEEE Conference on Decision and Control (CDC)*, 2021, pp. 6326–6340.
- [47] R. Han, S. Chen, S. Wang, Z. Zhang, R. Gao, Q. Hao, and J. Pan, “Reinforcement learned distributed multi-robot navigation with reciprocal velocity obstacle shaped rewards,” *IEEE Robotics and Automation Letters*, vol. 7, no. 3, pp. 5896–5903, 2022.