

A Tutorial on Statistical Models Based on Counting Processes

Elvis Han Cui

ELVISCUIHAN@G.UCLA.EDU

Department of Biostatistics

University of California, Los Angeles, CA 90095, USA

Abstract

Since the famous paper written by Kaplan and Meier (1958), survival analysis has become one of the most important fields in statistics. Nowadays it is one of the most important statistical tools in analyzing epidemiological and clinical data including COVID-19 pandemic (Salinas-Escudero et al., 2020). This article reviews some of the most celebrated and important results and methods, including consistency, asymptotic normality, bias and variance estimation, in survival analysis and the treatment is parallel to the monograph *statistical models based on counting processes* (Andersen et al., 1993). Other models and results such as semi-Markov models and the Turnbull’s estimator that jump out of the classical counting process martingale framework are also discussed.

Keywords: Survival analysis, Counting processes, Turnbull’s estimator, Asymptotics, Semi-Markov models.

Contents

1	Nonparametric Estimation	4
1.1	The Nelson-Aalen Estimator	5
1.1.1	Variance Estimator	5
1.1.2	Bias	6
1.1.3	Consistency	6
1.1.4	Asymptotic Normality	6
1.1.5	Simultaneous Confidence Bands	7
1.2	The Kaplan-Meier (KM) Estimator	8
1.2.1	Variance Estimation: Greenwood’s Formula	8
1.2.2	Bias	9
1.2.3	Consistency	9
1.2.4	Asymptotic Normality	9
1.2.5	Simultaneous Confidence Bands	10
1.2.6	Quantile Estimation: Brookmeyer-Crowley	11
1.3	The Aalen-Johansen (AJ) Estimator	12
1.3.1	Complete Observation	13
1.3.2	Bias and Covariance Estimation	13
1.3.3	Large Sample Properties	14
1.4	The Dabrowska Estimator	14
1.4.1	Bivariate Survival Times and Cumulative Hazards	15

1.4.2	The Dabrowska Representation and Estimator	15
1.4.3	Observed Data and Counting Processes	16
1.4.4	The Dabrowska Estimator	16
1.4.5	Historical Notes and Further Results	16
1.5	The Turnbull's Estimator	17
1.5.1	Interval Censored Data	17
1.5.2	The Turnbull's Interval and Estimator	18
1.6	Applications and Examples	18
1.6.1	Smoothed Nelson-Aalen (SNA) Estimator	18
1.6.2	Random Sample from A Finite State Markov Process	18
1.6.3	Excess Mortality Models	19
1.6.4	Competing Risks Model	20
2	Nonparametric Hypothesis Testing	21
2.1	One-Sample Tests	21
2.1.1	One Sample Log-rank Statistic	21
2.2	k-Sample Tests	22
2.2.1	Two Sample Log-rank Test	22
2.2.2	Stratification	23
2.2.3	Asymptotic Null Distribution	24
2.3	Applications and Examples	24
2.3.1	A Markov Illness-Death Model	24
3	Regression Models	25
3.1	Cox's Multiplicative Hazard Models / Anderson-Gill Models	25
3.1.1	Anderson-Gill Model	25
3.1.2	Estimation and Partial Likelihood	25
3.1.3	Large Sample Properties	26
3.1.4	Goodness-of-Fit and Model Diagnostics	27
3.2	Additive Hazard Models	29
3.2.1	Generalized Nelson-Aalen's (GNA) Estimator	29
3.3	Accelerated Failure Time (AFT) Models	30
3.3.1	Transformation Models	30
3.3.2	Buckley-James Estimator	30
3.3.3	Li-Lu's PBIV and Instrumental Variable (IV) Analysis	32
3.4	Semi-Markov Models	33
3.4.1	General Semi-Markov Processes	33
3.4.2	Some Theory	33
3.4.3	Cox Regression in a Markov Renewal Model	35
3.4.4	Asymptotics	36
3.5	Other Regression Models	37
3.5.1	Parametric Regression Models	37
3.5.2	Beran's Nonparametric Regression	37
3.5.3	Dabrowska's Smoothed Cox Regression	37
3.5.4	Cox-Aalen Hazards Model	38

4	Instrumental Variable Analysis with Time-to-event Outcome	38
4.1	Aalen’s Additive Risk Model for IV Analysis	39
4.1.1	Generalized TSLS Nelson-Aalen Estimator	39
4.1.2	G-estimation	40
4.2	Structural Cox Model	41
4.2.1	G-estimation	42
5	Appendix: Preliminaries	43
5.1	The Counting Process Framework	43
5.1.1	Counting Processes	43
5.1.2	Martingales and Localization	43
5.1.3	The Doob-Meyer Theorem and Stochastic Integration	43
5.1.4	The Innovation Theorem	45
5.2	Limit Theorems	46
5.2.1	Rebolledo’s Martingale Central Limit Theorem	46
5.2.2	Gill’s Lemma	46
5.2.3	Lenglart’s Inequality	47
5.2.4	The Functional Delta Method	47
5.3	Product Integral and Markov Processes	47
5.3.1	Markov Processes	48
5.3.2	A Key Theorem	49
5.4	Jacod’s Formula for Likelihood Ratios	49
5.4.1	Partial Likelihood	49

Introduction

Survival analysis, a cornerstone of statistical methodology, has significantly evolved since its inception. Initially introduced through seminal works like the Kaplan-Meier estimator, this field has expanded its scope to address increasingly complex time-to-event data challenges. Applications span a wide range of disciplines, including medicine, epidemiology, engineering, and social sciences, underscoring its interdisciplinary importance.

At the heart of survival analysis lies the interplay between stochastic processes and inferential techniques. Modern approaches leverage the mathematical rigor of counting processes and martingale theory to derive powerful estimators, such as the Nelson-Aalen and Kaplan-Meier estimators. These methods provide robust tools for estimating survival probabilities, hazard rates, and transition intensities, even under random censorship. Moreover, extensions to multivariate and bivariate survival data have led to breakthroughs, including the Dabrowska estimator and Aalen-Johansen framework, broadening the applicability of survival analysis in longitudinal and competing risks studies.

This manuscript offers a detailed exploration of classical and contemporary techniques in survival analysis. We build upon the foundational concepts while incorporating modern advancements, such as simultaneous confidence bands, asymptotic normality, and the Brookmeyer-Crowley method for quantile estimation. Furthermore, the text provides historical insights into the development of these methods and their connections to broader statistical principles.

Concluding Remarks

In this manuscript, we have systematically reviewed key concepts in survival analysis, from univariate methods like the Nelson-Aalen and Kaplan-Meier estimators to multivariate extensions, including the Dabrowska and Aalen-Johansen frameworks. We highlighted their theoretical underpinnings, variance estimators, and applications in real-world scenarios. By synthesizing classical results with recent advancements, this work serves as a comprehensive resource for researchers and practitioners seeking to understand and apply survival analysis techniques in diverse fields. This paper bridges historical milestones and future directions, demonstrating the field's enduring relevance and innovation.

1. Nonparametric Estimation

Nonparametric estimation is a critical aspect of survival analysis, as it enables the estimation of hazard rates and cumulative hazard functions without relying on restrictive parametric assumptions. Among the prominent nonparametric methods, the **Nelson-Aalen estimator** is a widely utilized technique for estimating the cumulative hazard function. This section provides an in-depth overview of the Nelson-Aalen estimator, including its derivation, variance estimation, bias, consistency, asymptotic normality, and simultaneous confidence bands.

The Nelson-Aalen estimator is based on modeling the counting process of events, leveraging the relationship between hazard functions and cumulative hazard measures. By employing martingale theory, this method allows for efficient and unbiased estimation, making

it particularly useful in censored survival data scenarios often encountered in medical and biostatistical applications.

1.1 The Nelson-Aalen Estimator

Suppose within a small interval $[t, t + dt)$, there is a probability $\alpha(t)dt$ of an event (e.g., death) occurring. Thus, the expected number of events in this interval is $Y(t)\alpha(t)dt$, where $Y(t) = \sum_i \mathbb{I}(T_i \geq t)$ counts the number of individuals at risk at time t . This relationship suggests the decomposition of the counting process:

$$dN(t) = Y(t)\alpha(t)dt + dM(t),$$

where the first term is predictable, and the second term represents the increment of a martingale. Rearranging terms gives:

$$\frac{dN(t)}{Y(t)} - \frac{dM(t)}{Y(t)} = \alpha(t)dt.$$

This leads to the following estimator for $A(t) = \int_0^t \alpha(s)ds$:

$$\hat{A}(t) = \int_{(0,t]} \frac{J(s)}{Y(s)} dN(s),$$

where $J(s) = \mathbb{I}(Y(s) > 0)$ ensures that $Y(s) > 0$ is accounted for, and $0/0 = 0$. This is the **Nelson-Aalen estimator** for the cumulative hazard function.

1.1.1 VARIANCE ESTIMATOR

To estimate the variance of $\hat{A}(t)$, let $A^*(t) = \int_0^t J(s)\alpha(s)ds$ and $A(t) = \int_0^t \alpha(s)ds$. The difference $(\hat{A} - A^*)(t)$ can be expressed as:

$$(\hat{A} - A^*)(t) = \int_0^t \frac{J(s)}{Y(s)} (dN(s) - Y(s)\alpha(s)ds).$$

Since $dN(s) - Y(s)\alpha(s)ds = dM(s)$, where $M(\cdot)$ is the counting process martingale, it follows that $\hat{A} - A^*$ is a mean-zero martingale. A natural variance estimator is obtained by plugging in the Nelson-Aalen estimator into the compensator representation:

$$\langle \hat{A} - A^* \rangle(t) = \int_0^t \frac{J(s)}{Y(s)} dA(s).$$

The corresponding variance estimator is:

$$\hat{\sigma}^2(t) = \int_0^t \frac{J(s)}{Y(s)^2} dN(s).$$

1.1.2 BIAS

The expected value of the Nelson-Aalen estimator can be derived as follows:

$$\begin{aligned}\mathbb{E}[\widehat{A}(t)] &= \int_0^t \mathbb{E} \left(\frac{J(s)}{Y(s)} (Y(s)dA(s) + dM(s)) \right) \\ &= \int_0^t \mathbb{E}[J(s)]dA(s) \\ &= \int_0^t \mathbb{P}(Y(s) > 0)dA(s).\end{aligned}$$

Thus, the bias of the Nelson-Aalen estimator is:

$$\mathbb{E}[\widehat{A}(t)] - A(t) = \int_0^t \mathbb{P}(Y(s) = 0)\alpha(s)ds.$$

1.1.3 CONSISTENCY

Theorem 1 (Consistency of the Nelson-Aalen Estimator) *Suppose $\inf_{s \in [0, t]} Y(s) \rightarrow_p \infty$ as $n \rightarrow \infty$, and assume that:*

$$A(t) = \int_0^t \alpha(s)ds < \infty,$$

then:

$$\lim_{n \rightarrow \infty} \mathbb{P} \left(\sup_{s \in [0, t]} |\widehat{A}(s) - A(s)| > \epsilon \right) = 0,$$

where $\epsilon > 0$ and \widehat{A} is the Nelson-Aalen estimator.

Proof We have $(\widehat{A} - A^*)(s) = \int_0^s \frac{J(s)}{Y(s)}dM(s)$, which is a martingale. By Lenglart's inequality:

$$\mathbb{P} \left(\sup_{s \in [0, t]} |\widehat{A} - A^*|(t) > \eta \right) \leq \frac{\delta}{\eta^2} + \mathbb{P} \left(\langle \widehat{A} - A^* \rangle(t) > \delta \right),$$

for any small positive η and δ . The compensator $\int_0^t \frac{J(s)}{Y(s)}dA(s)$ converges to zero in probability by the dominated convergence theorem. Furthermore:

$$\sup_s |A^*(s) - A(s)| = \sup_s \left| \int_0^s (J(u) - 1)\alpha(u)du \right|,$$

and since the integrand is bounded by $\alpha(u)$, Gill's lemma applies. ■

1.1.4 ASYMPTOTIC NORMALITY

Theorem 2 (Asymptotic Normality of the Nelson-Aalen Estimator) *Suppose the cumulative distribution function $F(s)$ of T_i satisfies $F(s) < 1$ for $s \leq t$, and:*

$$\sup_{s \in [0, t]} \left| \frac{1}{n} Y(s) - 1 + F(s) \right| \rightarrow_p 0,$$

then:

$$\sqrt{n}(\widehat{A} - A) \rightarrow_d U,$$

where U is a Gaussian martingale with $U(0) = 0$ and covariance structure:

$$\text{cov}(U(s), U(t)) = \sigma(s \wedge t),$$

where:

$$\sigma^2(s) = \int_0^s \frac{\alpha(u)}{1 - F(u-)} du.$$

In the case of independent censoring, where both survival time X_i and censoring time U_i are absolutely continuous, the variance simplifies to:

$$\sigma^2(s) = \int_0^s \frac{p(u)}{S(u)^2 G(u)} du,$$

where p is the density of X , and S and G are the survival functions of X and U , respectively.

1.1.5 SIMULTANEOUS CONFIDENCE BANDS

Simultaneous confidence bands are essential tools for assessing the uncertainty of the Nelson-Aalen estimator over an interval. Let q be a continuous and non-negative function on $[s, t]$, where $0 \leq s < t \leq \tau$. The following asymptotic result holds:

$$\left(\frac{\sqrt{n}(\widehat{A} - A)}{1 + n\widehat{\sigma}^2} \right) q \circ \left(\frac{n\widehat{\sigma}^2}{1 + n\widehat{\sigma}^2} \right) \xrightarrow{d} \left(\frac{U}{1 + \sigma^2} \right) q \circ \left(\frac{\sigma^2}{1 + \sigma^2} \right),$$

on $\mathcal{D}[s, t]$, where U is a Gaussian martingale with predictable variation, and:

$$\widehat{\sigma}^2(t) = \int_0^t \frac{J(s)}{Y(s)^2} dN(s),$$

is the predictable variation of the martingale $\widehat{A} - \int_0^t \alpha(s) J(s) ds$.

The processes $\left(\frac{U}{1 + \sigma^2} \right) q \circ \left(\frac{\sigma^2}{1 + \sigma^2} \right)$ and $(qW^0) \circ \left(\frac{\sigma^2}{1 + \sigma^2} \right)$ share the same distribution, where W^0 is a standard Brownian bridge. This connection enables the construction of simultaneous confidence bands.

The $100(1 - \alpha)\%$ confidence band for A on $[s, t]$ is given by:

$$\widehat{A}(s) \pm K_{q,\alpha}(c_1, c_2) \frac{1 + n\widehat{\sigma}^2(s)}{\sqrt{nq \left(\frac{n\widehat{\sigma}^2(s)}{1 + n\widehat{\sigma}^2(s)} \right)}},$$

where $K_{q,\alpha}(c_1, c_2)$ represents the upper α -percentile of the distribution:

$$\sup_{x \in [c_1, c_2]} |q(x)W^0(x)|.$$

Common Choices for $q(x)$:

- *Equal Precision (EP) Band*: $q(x) = x(1 - x)$, which ensures equal precision across the range.
- *Hall-Wellner (HW) Band*: $q(x) = x$, which provides a more straightforward interpretation in some applications.

These bands allow for simultaneous inference about the cumulative hazard function $A(t)$ over the interval of interest, accounting for variability and uncertainty in the estimation process.

1.2 The Kaplan-Meier (KM) Estimator

The Kaplan-Meier (KM) estimator is a widely used nonparametric estimator of the survival function in the presence of censoring. It provides an intuitive way to estimate the probability of survival beyond a given time while accommodating right-censored data. The Kaplan-Meier estimator is constructed as a product of conditional survival probabilities, which accounts for the number of individuals at risk and the observed events over time.

Definition 3 (Kaplan-Meier (KM) Estimator) *Let \hat{A} denote the Nelson-Aalen estimator for the integrated hazard rate function. The Kaplan-Meier estimator for the survival function is defined as:*

$$\hat{S}(t) = \prod_{s \leq t} (1 - d\hat{A}(s)),$$

which can also be expressed as:

$$\hat{S}(t) = \prod_{s \leq t} \left(1 - \frac{N(\Delta s)}{Y(s)} \right),$$

where $N(\Delta s)$ represents the number of events (e.g., deaths) at time s , and $Y(s)$ denotes the number of individuals at risk at time s .

1.2.1 VARIANCE ESTIMATION: GREENWOOD'S FORMULA

Variance estimation for the Kaplan-Meier estimator is a critical step in constructing confidence intervals for the survival function. Using martingale theory, we can derive the variance of the Kaplan-Meier estimator. Let $J(t) = \mathbb{I}(Y(t) > 0)$, and define $A^*(t) = \int_0^t J(u) dA(u)$, where $A(u)$ may exhibit jumps. The Kaplan-Meier estimator can be expressed as:

$$\hat{S}(t) = \prod_{0 \leq s \leq t} (1 - dA^*(s)).$$

Using the Duhamel equation and Doob-Meyer decomposition for stochastic integration, we have the following mean-zero martingale:

$$\frac{\hat{S}(t)}{S^*(t)} - 1 = - \int_0^t \frac{\hat{S}(s-)}{S^*(s)} dM(s),$$

where $M(s)$ is a martingale and $S^*(t)$ is the deterministic part of the survival function. The compensator of this martingale is given by:

$$\left\langle \frac{\widehat{S}(t)}{S^*(t)} - 1 \right\rangle (t) = \int_0^t \left\{ \frac{\widehat{S}(s-)}{S^*(s)} \right\}^2 \frac{J(s)}{Y(s)} (1 - \Delta A(s)) dA(s).$$

Plugging in $S^*(t) = \widehat{S}(t)$, the variance estimator simplifies to:

$$\widehat{\sigma}^2(t) = \int_0^t \frac{1}{Y(s)(Y(s) - \Delta N(s))} dN(s).$$

Thus, the pointwise variance of the Kaplan-Meier estimator is:

$$\widehat{\text{Var}}(\widehat{S}(t)) = (\widehat{S}(t))^2 \widehat{\sigma}^2(t).$$

This result is commonly referred to as *Greenwood's formula* and is widely used in practical applications.

1.2.2 BIAS

Under the assumption of random censorship, where X (survival time) and U (censoring time) are independent with distribution functions $1 - S(t)$ and $G(t)$, respectively, the bias of the Kaplan-Meier estimator can be bounded. Specifically, we have:

$$0 \leq \mathbb{E}[\widehat{S}(t)] - S(t) \leq (1 - S(t)) \{1 - S(t)(1 - G(t))\}^n,$$

where n is the sample size. If $G(t)$ is continuous, then:

$$0 \leq \mathbb{E}[\widehat{S}(t)] - S(t) \leq (1 - S(t)) \exp\{-\mathbb{E}[Y(t)]\},$$

where $Y(t)$ represents the risk process. This shows that the bias decreases as the sample size increases.

1.2.3 CONSISTENCY

Theorem 4 (Consistency of the KM Estimator) *Assume $\inf_{s \in [0, t]} Y(s) \rightarrow_p \infty$ and $S(t) > 0$. Then, as $n \rightarrow \infty$:*

$$\sup_{s \in [0, t]} |\widehat{S}(s) - S(s)| \rightarrow_p 0.$$

The proof follows similar arguments as for the Nelson-Aalen estimator, with additional applications of the continuity of product integrals and the continuous mapping theorem (see ABGK, p. 114).

1.2.4 ASYMPTOTIC NORMALITY

We now consider the asymptotic behavior of the Kaplan-Meier estimator under a random censorship model, where the true survival distribution is $X \sim S(t)$ and the censoring distribution is $U \sim G(t)$, with both X and U absolutely continuous.

Theorem 5 (Asymptotic Normality of the KM Estimator) Let $A(t) = \int_0^t \alpha(s)ds$, where $\alpha(s) = -\frac{dS(s)/ds}{S(s)}$, and define:

$$\sigma^2(t) = \int_0^t \frac{\alpha(u)}{S(u)G(u)} du.$$

Assume:

- $A(t) < \infty$.
- $\sup_{s \in [0, t]} \left| \frac{1}{n} Y(s) - F(s)G(s) \right| \rightarrow_p 0$, where $Y(s)$ is the at-risk process.

Then:

$$\sqrt{n}(\widehat{S} - S) \rightarrow_d -S \cdot U,$$

on $\mathcal{D}[0, t]$, where U is a Gaussian martingale with $U(0) = 0$ and covariance:

$$\text{Cov}(U(s), U(t)) = \sigma^2(s \wedge t).$$

Furthermore, $n\widehat{\sigma}^2(s)$ is uniformly weakly consistent on $[0, t]$, where $\widehat{\sigma}^2(t)$ is Greenwood's variance estimator.

Proof The proof uses the functional delta method, leveraging the product-integral representation of the survival function:

$$S(t) = \prod_{s \in [0, t]} (1 - dA(s)).$$

By the delta method, the asymptotic distribution of $\sqrt{n}(\widehat{S} - S)$ follows from the Nelson-Aalen estimator's asymptotic normality:

$$\sqrt{n}(\widehat{A} - A) \rightarrow_d U,$$

where U is a Gaussian martingale. The uniform consistency of $n\widehat{\sigma}^2(s)$ follows from Rebolledo's martingale central limit theorem. ■

1.2.5 SIMULTANEOUS CONFIDENCE BANDS

The previous theorem on AN of KM can be applied to construct CIs for $S(t)$. That is,

$$\widehat{S}(t) \pm c_{\alpha/2} \widehat{S}(t) \widehat{\sigma}(t)$$

is a linear asymptotic $100(1 - \alpha)\%$ interval where $c_{\alpha/2}$ is the upper $\alpha/2$ quantile of $\mathcal{N}(0, 1)$. However, this interval is rarely used in practice and transformation is needed. One is the *Kalbfleisch-Prentice's log-log transformation*, i.e., $g(S(t)) = \log(-\log(S(t)))$ and the other is the *Thomas-Grunkemeier's square root arcsin transformation*, i.e., $g(S(t)) = \arcsin(\sqrt{S(t)})$. The usual delta method applies in this case and the pointwise CIs can be derived by reverting the transformation. One can construct CB from the fact that U has the same distribution

as $W \circ \sigma$ where W is the Brownian motion on $[0, t]$. Similar to the CB for NA estimator, one can also use the fact that

$$\left(\frac{U}{1+\sigma^2}\right) q \circ \left(\frac{\sigma^2}{1+\sigma^2}\right) =_d (qW^0) \circ \left(\frac{\sigma^2}{1+\sigma^2}\right)$$

where q is a continuous and non-negative function on $[s, t]$ and W^0 is the standard Brownian bridge. Hence, the $100(1-\alpha)\%$ *equal precision* (EP) band is

$$\widehat{S}(s) \pm d_\alpha(\widehat{c}_1, \widehat{c}_2) \widehat{S}(s) \widehat{\sigma}(s)$$

where for $i = 1, 2$,

$$\widehat{c}_i = \frac{n\widehat{\sigma}^2(t_i)}{1+n\widehat{\sigma}^2(t_i)}$$

and $d_\alpha(\widehat{c}_1, \widehat{c}_2)$ is the upper α quantile of the distribution of

$$\sup_{c_1 \leq x \leq c_2} |W^0(x) \sqrt{x(1-x)}|.$$

The $100(1-\alpha)\%$ *Hall-Wellner* (HW) band is

$$\widehat{S}(s) \pm \frac{1+n\widehat{\sigma}^2(s)}{\sqrt{n}} e_\alpha(\widehat{c}_1, \widehat{c}_2) \widehat{S}(s)$$

where $e_\alpha(\widehat{c}_1, \widehat{c}_2)$ is the upper α quantile in the distribution of

$$\sup_{c_1 \leq x \leq c_2} |W^0(x)|.$$

1.2.6 QUANTILE ESTIMATION: BROOKMEYER-CROWLEY

Quantile estimation plays a vital role in survival analysis, as it provides interpretable summaries of the survival distribution, such as the median survival time or other percentiles. In this subsection, we outline the theoretical framework for quantile estimation based on the Kaplan-Meier estimator and describe the Brookmeyer-Crowley method for constructing confidence intervals.

- **Quantile Function and Asymptotics**

Let $Q(p)$ denote the quantile function, which is defined as a functional of the distribution function F :

$$Q(p) = \phi(F) = \phi(1-S) = \inf\{x : F(x) \geq p\},$$

where S is the survival function. By applying the **functional delta method**, the asymptotic behavior of the estimated quantile function $\widehat{Q}(p)$ can be derived. Specifically, we have:

$$\sqrt{n}(\widehat{Q}(p) - Q(p)) \xrightarrow{d} -\frac{(1-p)U(Q(p))}{f(Q(p))},$$

where $\widehat{Q}(p) = \phi(1 - \widehat{S})$, f is the density function of F , and $U(\cdot)$ is a Gaussian martingale. Using the properties of $U(\cdot)$, the limiting distribution is:

$$\sqrt{n}(\widehat{Q}(p) - Q(p)) \xrightarrow{d} \mathcal{N}\left(0, \frac{(1-p)^2 \sigma^2(Q(p))}{f(Q(p))^2}\right),$$

where $\sigma^2(t) = \int_0^t \frac{\alpha(u)}{S(u)G(u)} du$, as defined in Theorem ?? (see ABGK, pp. 275–277). This result provides a theoretical basis for constructing confidence intervals for quantiles.

- **Brookmeyer-Crowley Method for Confidence Intervals**

In practice, constructing confidence intervals for $Q(p)$ can be achieved using the *Brookmeyer-Crowley method*. This approach relies on transforming the Kaplan-Meier survival estimator and solving for the confidence interval bounds. The confidence interval is given by:

$$\left\{ u : \frac{|g(\widehat{S}(u)) - g(1-p)|}{|g'(\widehat{S}(u))| \widehat{S}(u) \widehat{\sigma}(u)} \leq c_{\alpha/2} \right\},$$

where:

- $g(\cdot)$ is a suitable transformation, such as $\log(-\log(\cdot))$ or $\arcsin(\sqrt{\cdot})$, chosen to stabilize variance and improve numerical properties.
- $c_{\alpha/2}$ is the $\alpha/2$ -quantile of the standard normal distribution $\mathcal{N}(0, 1)$.

This method ensures robust and interpretable confidence intervals for survival quantiles, even in the presence of censoring.

- ****Variance Estimation of $\widehat{Q}(p)$ ****

To estimate the variance of $\widehat{Q}(p)$, we need an estimate of the density $f(Q(p))$, which can be obtained by smoothing the Nelson-Aalen estimator. This requires fitting a smoothed survival function and differentiating it to estimate the density at $Q(p)$. See Definition 11 for details on smoothed Nelson-Aalen estimators.

1.3 The Aalen-Johansen (AJ) Estimator

The *Aalen-Johansen estimator* is a nonparametric estimator used to estimate the transition probabilities of a Markov process in survival analysis. It generalizes the Nelson-Aalen estimator to multi-state models, where the transitions between states are modeled using a transition intensity matrix. The AJ estimator is essential in multi-state survival analysis as it provides a robust tool for estimating the transition probabilities between states while accounting for censoring.

Definition 6 (Aalen-Johansen (AJ) Estimator) Let \mathbf{A} denote the intensity measure of a Markov process X , and let \mathbf{P} represent the transition probability matrix. Define:

$$\widehat{A}_{hj}(t) = \int_0^t \frac{J_h(s)}{Y_h(s)} dN_{hj}(s),$$

where $\widehat{A}_{hj}(t)$ is the Nelson-Aalen estimator for the cumulative hazard A_{hj} for $h \neq j$, and:

$$\widehat{A}_{hh}(t) = \sum_{j \neq h} \widehat{A}_{hj}(t).$$

Then, the Aalen-Johansen estimator for the transition probability matrix $\mathbf{P}(s, t)$ is given by:

$$\widehat{\mathbf{P}}(s, t) = \prod_{(s, t]} \left(\mathbf{I} + d\widehat{\mathbf{A}}(u) \right),$$

where $\widehat{\mathbf{A}} = \{\widehat{A}_{hj}\}$ is the matrix of estimated cumulative hazards, and \prod denotes the product integral.

1.3.1 COMPLETE OBSERVATION

Under the assumption of complete observation (i.e., no censoring), the *Aalen-Johansen estimator* exhibits a simple relationship between the at-risk process and the transition probability matrix.

Lemma 7 *Suppose no censoring occurs, and the observations are complete for all $t \in \mathcal{T}$. Let $\mathbf{Y}(t)$ denote the row vector $(Y_1(t), \dots, Y_k(t))$, where $Y_h(t)$ is the number of individuals at risk in state h at time t . Then:*

$$\mathbf{Y}(t+) = \mathbf{Y}(s+)\widehat{\mathbf{P}}(s, t),$$

where $\widehat{\mathbf{P}}(s, t)$ is the Aalen-Johansen estimator.

Proof For any state h , the at-risk process evolves as:

$$Y_h(t+) = Y_h(0+) + \sum_{j \neq h} N_{jh}(t) - \sum_{j \neq h} N_{hj}(t).$$

By the definition of the *Aalen-Johansen estimator*:

$$\widehat{\mathbf{P}}(s, t) = \prod_{s < u \leq t} \left(\mathbf{I} + \Delta\widehat{\mathbf{A}}(u) \right).$$

Assuming $s = 0$ and substituting the product integral representation, the result follows from straightforward algebraic manipulation. ■

1.3.2 BIAS AND COVARIANCE ESTIMATION

Recall that the cumulative hazard matrix $\mathbf{A}^* = \{A_{hj}^*\}$ is defined as:

$$A_{hj}^*(t) = \int_0^t J_h(u) \alpha_{hj}(u) du,$$

where $\alpha_{hj}(u)$ is the transition intensity. Define the transition matrix:

$$\mathbf{P}^*(s, t) = \prod_{(s, t]} (\mathbf{I} + d\mathbf{A}^*(u)).$$

By the Duhamel equation and boundedness arguments, the following holds:

$$\mathbf{M}(s, t) = \widehat{\mathbf{P}}(s, t)\mathbf{P}^*(s, t)^{-1} - \mathbf{I},$$

where $\mathbf{M}(s, t)$ is a $k \times k$ martingale. If $\mathbb{P}(Y_h(u) = 0)$ is small for $u \in (s, t]$, then the AJ estimator is nearly unbiased.

To estimate the covariance of $\widehat{\mathbf{P}}(s, t)$, we can use:

$$\widehat{\text{Cov}}(\widehat{\mathbf{P}}(s, t)) = \int_s^t \widehat{\mathbf{P}}(u, t)^T \otimes \widehat{\mathbf{P}}(s, u) d[\widehat{\mathbf{A}} - \mathbf{A}^*](u) \widehat{\mathbf{P}}(u, t) \otimes \widehat{\mathbf{P}}(s, u)^T,$$

where $[\cdot, \cdot]$ represents the quadratic variation of a local square-integrable martingale (see ABGK, pp. 292–293).

1.3.3 LARGE SAMPLE PROPERTIES

The large sample properties of the *Aalen-Johansen estimator* follow naturally from the properties of the Nelson-Aalen estimator.

- **Uniform Consistency:** The uniform consistency of the AJ estimator arises as a direct consequence of the uniform consistency of the Nelson-Aalen estimator and the continuity of the product integral. Specifically:

$$\sup_{u \in [s, t]} \|\widehat{\mathbf{P}}(s, u) - \mathbf{P}(s, u)\| \xrightarrow{p} 0.$$

- **Asymptotic Normality:** Using the asymptotic normality of the Nelson-Aalen estimator, the Hadamard differentiability of the product integral, and the functional delta method, we obtain:

$$\sqrt{n} \left(\widehat{\mathbf{P}}(s, \cdot) - \mathbf{P}(s, \cdot) \right) \xrightarrow{d} \int_s^{\cdot} \mathbf{P}(s, u) d\mathbf{U}(u) \mathbf{P}(u, \cdot),$$

where $\mathbf{U} = (U_{hj})$ is a $k \times k$ matrix-valued process. For $h \neq j$, U_{hj} are independent Gaussian martingales with $U_{hj}(0) = 0$ and:

$$\text{Cov}(U_{hj}(s), U_{hj}(t)) = \sigma^2(s \wedge t),$$

while $U_{hh} = -\sum_{j \neq h} U_{hj}$.

1.4 The Dabrowska Estimator

The Dabrowska estimator is a seminal nonparametric method for estimating the joint survival function of bivariate survival times under censoring. Introduced in the 1980s, it generalizes the Kaplan-Meier estimator to handle the complexities of two-dimensional survival data. This estimator is essential in scenarios where dependencies between survival times need to be accounted for, such as in biomedical studies involving paired organ failure or recurrent events.

1.4.1 BIVARIATE SURVIVAL TIMES AND CUMULATIVE HAZARDS

Let $T = (T_1, T_2)$ represent a pair of nonnegative random variables corresponding to two survival times. The joint survival function is defined as:

$$S(s, t) = \mathbb{P}(T_1 > s, T_2 > t),$$

which captures the probability that both survival times exceed given thresholds s and t .

Definition 8 (Bivariate Cumulative Hazard) *The bivariate cumulative hazard function is defined as:*

$$\Lambda(s, t) = (\Lambda_{10}(s, t), \Lambda_{01}(s, t), \Lambda_{11}(s, t)),$$

where:

$$\begin{aligned}\Lambda_{11}(ds, dt) &= \frac{\mathbb{P}(T_1 \in ds, T_2 \in dt)}{\mathbb{P}(T_1 \geq s, T_2 \geq t)} = \frac{S(ds, dt)}{S(s-, t-)}, \\ \Lambda_{10}(ds, t) &= \frac{\mathbb{P}(T_1 \in ds, T_2 > t)}{\mathbb{P}(T_1 \geq s, T_2 > t)} = -\frac{S(ds, t)}{S(s-, t)}, \\ \Lambda_{01}(s, dt) &= \frac{\mathbb{P}(T_1 > s, T_2 \in dt)}{\mathbb{P}(T_1 > s, T_2 \geq t)} = -\frac{S(s, dt)}{S(s, t-)}.\end{aligned}$$

These hazard components are subject to the initial conditions:

$$\Lambda_{10}(0, t) = \Lambda_{01}(s, 0) = \Lambda_{11}(0, 0) = 0.$$

The bivariate cumulative hazard function extends the univariate Nelson-Aalen framework by modeling hazards for both marginal survival times and their joint dependence.

1.4.2 THE DABROWSKA REPRESENTATION AND ESTIMATOR

The Dabrowska representation provides a product-integral decomposition of the joint survival function based on the cumulative hazard components. This result serves as the theoretical foundation for constructing nonparametric estimators.

Theorem 9 (The Dabrowska Representation) *For (s, t) such that $S(s, t) > 0$, the joint survival function can be expressed as:*

$$S(s, t) = \prod_{u \leq s} (1 - \Lambda_{10}(du, 0)) \prod_{v \leq t} (1 - \Lambda_{01}(0, dv)) \prod_{u \leq s, v \leq t} (1 - L(du, dv)),$$

where:

$$L(du, dv) = \frac{\Lambda_{10}(du, v-) \Lambda_{01}(u-, dv) - \Lambda_{11}(du, dv)}{\{1 - \Lambda_{10}(\Delta u, v-)\} \{1 - \Lambda_{01}(u-, \Delta v)\}},$$

and the first two product-integral terms represent the marginal survival functions $S(s, 0)$ and $S(0, t)$, respectively. The bivariate product integral is taken as the limit when both $\max_i |u_i - u_{i-1}|$ and $\max_i |v_i - v_{i-1}|$ approach zero.

1.4.3 OBSERVED DATA AND COUNTING PROCESSES

Let $\delta_j, j = 1, 2$ be censoring indicators, and let $(T_{1i}, T_{2i}, \delta_{1i}, \delta_{2i})$ represent the observed data for subject i . Define the following counting processes and at-risk processes:

$$\begin{aligned} N_{11}(s, t) &= \sum_{i=1}^n \mathbb{I}(T_{1i} \leq s, T_{2i} \leq t, \delta_{1i} = 1, \delta_{2i} = 1), \\ Y_{11}(s, t) &= \sum_{i=1}^n \mathbb{I}(T_{1i} \geq s, T_{2i} \geq t), \\ N_{10}(s|t) &= \sum_{i=1}^n \mathbb{I}(T_{1i} \leq s, T_{2i} \geq t, \delta_{1i} = 1), & Y_{10}(s) &= \sum_{i=1}^n \mathbb{I}(T_{1i} \geq s), \\ N_{01}(t|s) &= \sum_{i=1}^n \mathbb{I}(T_{1i} \geq s, T_{2i} \leq t, \delta_{2i} = 1), & Y_{01}(t) &= \sum_{i=1}^n \mathbb{I}(T_{2i} \geq t). \end{aligned}$$

1.4.4 THE DABROWSKA ESTIMATOR

Example 1 (The Dabrowska Estimator (Dabrowska, 1988)) Let $\widehat{S}(s, 0)$ and $\widehat{S}(0, t)$ be the univariate Kaplan-Meier estimators for the marginal survival functions. Let $\widehat{\Lambda}_{10}(s, t)$ and $\widehat{\Lambda}_{01}(s, t)$ be the corresponding univariate Nelson-Aalen estimators. Define:

$$\widehat{\Lambda}(s, t) = \int_0^t \int_0^s \frac{dN_{11}(s, t)}{Y_{11}(s, t)},$$

as the bivariate Nelson-Aalen estimator (see ABGK, p. 702). Then, the Dabrowska estimator of the joint survival function is given by:

$$\widehat{S}(s, t) = \widehat{S}(s, 0)\widehat{S}(0, t) \prod_{u \leq s, v \leq t} \left(1 - \widehat{L}(du, dv)\right),$$

where $\widehat{L}(du, dv)$ is obtained by plugging in the Nelson-Aalen estimators for the cumulative hazard components.

1.4.5 HISTORICAL NOTES AND FURTHER RESULTS

The Dabrowska estimator was introduced by Dorota Dabrowska in her influential 1988 paper (Dabrowska, 1988), where she extended the Kaplan-Meier framework to bivariate survival analysis. This work marked a significant advancement in the field, enabling the estimation of joint survival functions under censoring. Her contributions have since become a cornerstone in multi-dimensional survival analysis.

Subsequent research has explored the properties of the Dabrowska estimator, including its asymptotic behavior, consistency, and efficiency under various censoring mechanisms. For example, Dabrowska's 1988 work demonstrated the uniform consistency of the estimator and provided asymptotic normality results for specific scenarios. Other researchers have since extended her methods to handle higher-dimensional survival data and competing risks frameworks.

The bivariate product integral used in the Dabrowska estimator has also found applications in areas such as reliability analysis and multivariate survival modeling. Extensions to incorporate covariate effects, copula-based modeling, and time-dependent covariates remain active areas of research, highlighting the ongoing influence of Dabrowska's foundational work.

1.5 The Turnbull's Estimator

1.5.1 INTERVAL CENSORED DATA

Interval Censored Data Let X_1, X_2, \dots be a sequence of i.i.d. survival times. In practice, we only observe the interval censored data:

$$\{(L_i, R_i] : i = 1, 2, \dots, n\}$$

where $0 \leq L_i < R_i \leq \infty$ are left- and right- endpoint of an observation. That is, we only know that $X_i \in (L_i, R_i]$ instead of the exact values.

- *The case I interval censoring* refers to either $L_i = 0$ or $R_i = \infty$ and it is also called *the current status data*.
- *The case II interval censoring* refers to $L_i > 0$ and $R_i < \infty$.

Importantly, counting process approaches do not apply in this case because we do not have exact information to form a counting process.

Though counting process approaches do not apply, we can formulate the likelihood function of our observation:

$$\mathcal{L}(S) = \prod_{i=1}^n (S(L_i) - S(R_i))$$

where S is the survival function of X . If $L_i = R_i$ for some i , we replace $S(L_i)$ with its the left limit $S(L_i-)$ so that the likelihood assigns probability mass to $1 - S(\Delta R_i)$. The nonparametric maximum likelihood estimation (NPMLE) is defined as

$$\hat{S} = \arg \max_S \log \mathcal{L}(S).$$

Following Sun (2006), let $\{s_j\}_{j=0}^m$ be the unique ordered elements of $\{0, L_i, R_i : i = 1, \dots, n\}$ (see figure) and define

$$\begin{aligned} \alpha_{ij} &= \mathbb{I}(s_j \in (L_i, R_i]) \\ p_j &= S(s_j) - S(s_{j-1}) \end{aligned}$$

for $i = 1, \dots, n$ and $j = 1, \dots, m$. If $L_i = R_i$ for some i , i.e., an exact observation, then we replace α_{ij} by $\alpha_{ij} = \mathbb{I}(s_j \in [L_i-, R_i])$ so that $\alpha_{ij} = 1$ if $s_j = L_i$. Hence, the likelihood $\mathcal{L}(S)$ can be written as

$$\mathcal{L}(S) = \prod_{i=1}^n \left(\sum_{j=1}^m \alpha_{ij} p_j \right)$$

and NPMLE refers to the probability vector $\mathbf{p} = (p_1, \dots, p_m)^T$.

1.5.2 THE TURNBULL'S INTERVAL AND ESTIMATOR

If m is large, then finding \mathbf{p} that maximizes $\mathcal{L}(S)$ is computationally intractable or inefficient. However, if we know in advance that some (or many) p_j are 0, then the computation will be reduced by a lot.

Lemma 10 (Turnbull's intervals) *The p_j can be nonzero only if $s_{j-1} = L_i$, $s_j = R_k$ for some i and k .*

- The resulting intervals $(s_{j-1}, s_j]$ for nonzero p_j are referred as the *Turnbull's intervals*.
- The resulting estimator $\hat{\mathbf{p}} = (\hat{p}_1, \dots, \hat{p}_m)^T$ is termed as the *Turnbull's estimator*.

The Turnbull's estimator is not unique in general and should be solved by numerical algorithms such as EM-ICM Anderson-Bergman (2017) and bat algorithm Yang (2013).

To determine if a candidate estimate $\hat{\mathbf{p}}$ is the maximizer, one uses the Lagrange multiplier criterion, which is derived from graph theory Gentleman and Geyer (1994) and general mixture maximum likelihood theory HNING et al. (1996). Specifically, define

$$d_j(\mathbf{p}) = \sum_{i=1}^n \frac{\alpha_{ij}}{\sum_{l=1}^m \alpha_{il} p_l}$$

for $j = 1, \dots, m$. Then $\hat{\mathbf{p}}$ is the Turnbull's estimator or NPMLE if and only if $d_j(\hat{\mathbf{p}}) \leq n$ for all j .

1.6 Applications and Examples

1.6.1 SMOOTHED NELSON-AALEN (SNA) ESTIMATOR

Smoothed Nelson-Aalen (SNA) Estimator

Definition 11 (SNA) *Let $\hat{A}(t)$ be the NA estimator of $A(t) = \int_0^t \alpha(s) ds = 0$, then the smoothed Nelson-Aalen (SNA) estimator of $\alpha(t)$ is defined by*

$$\hat{\alpha}(t) = \frac{1}{b} \int_{\mathcal{T}} K\left(\frac{t-s}{b}\right) d\hat{A}(s)$$

where the kernel function K is bounded and vanishes outside $[-1, 1]$ and has integral 1. The hyperparameter b is referred as the bandwidth or window size.

An SNA can be applied to any AN estimator so that we get an estimate of the hazard function.

1.6.2 RANDOM SAMPLE FROM A FINITE STATE MARKOV PROCESS

- Let $X_1(\cdot), X_2(\cdot), \dots, X_n(\cdot)$ be n i.i.d. copies of $(X(t), t \in \mathcal{T})$, a Markov process with finite state space \mathbb{S} , transition intensities $\alpha_{hj}(t), h \neq j$ and initial distribution $p_h = \mathbb{P}(X(0) = h)$. Denote the transition probabilities as $P_{hj}(s, t)$.
- Define an aggregated counting process $(N_{hj}, h \neq j)$, with each component counts the total number of direct transitions for $X_1(\cdot), \dots, X_n(\cdot)$ from state h to j in $[0, t]$.

- Further, let $Y_h(t) = \sum_{i=1}^n \mathbb{I}(X_i(t-) = h)$ so that

$$Y_h(t) \sim \text{Binomial}(n, P_h(t-)), h \in \mathbb{S}$$

where $P_h(t-) = \sum_{j \in \mathbb{S}} p_j P_{jh}(t-)$. In our case, $P_h(t-) = P(t)$.

- By theorem 42, $(N_{hj}, h \neq j)$ is a multivariate counting process with intensity process $(\lambda_{hj}, h \neq j)(t) = \alpha_{hj}(t)Y_h(t), h \neq j$ satisfying the multiplicative intensity model.
- We estimate each cumulative intensity $A_{hj}(t) = \int_0^t \alpha_{hj}(s)ds$ by the NA-estimator (see the definition of AJ-estimator):

$$\widehat{A}_{hj}(t) = \int_0^t \frac{J_h(s)}{Y_h(s)} dN_{hj}(s)$$

where, as usual, $J_h(s) = \mathbb{I}(Y_h(s) > 0)$.

- For any s and t such that $P_h(u) > 0$ for any $h \in \mathbb{S}$ and $t \in [s, t]$, we have that $Y_h(u) \rightarrow_p \infty$ and hence,

$$\sup_{u \in [s, t]} |\widehat{A}_{hj}(t) - A_{hj}(t)| \rightarrow_p 0 \text{ as } n \rightarrow \infty.$$

- A somewhat lengthy argument (ABGK, p197-198) shows that

$$(\sqrt{n}(\widehat{A}_{hj} - A_{hj}); h \neq j) \rightarrow_d (U_{hj}; h \neq j)$$

on $[s, t]$, where the U_{hj} are independent Gaussian martingales with $U_{hj}(0) = 0$ and $Cov(U_{hj}(u_1), U_{hj}(u_2)) = \int_s^{u_1 \wedge u_2} \alpha_{hj}(v)/P_h(v)dv$.

1.6.3 EXCESS MORTALITY MODELS

- Suppose the intensity process of the individual counting process is

$$\lambda_i(t) = (\gamma(t) + \mu_i(t))Y_i(t)$$

where $\mu_i(t)$ is a known deterministic function (say, male or female population hazard) and we are interested in estimating

$$\Gamma(t) = \int_0^t \gamma(s)ds$$

the cumulative excess mortality.

- Define

$$Y^\mu(t) = \sum_{i=1}^n \mu_i(t)Y_i(t), \quad Y(t) = \sum_{i=1}^n Y_i(t)$$

as the aggregated population hazard and risk process, respectively.

- By Doob-Meyer theorem, we have

$$M(t) = N(t) - \int_0^t Y^\mu(s)ds - \int_0^t \gamma(s)Y(s)ds,$$

a local square integrable martingale. Hence, a natural NA-type estimator for $\Gamma(t)$ is

$$\widehat{\Gamma}(t) = \int_0^t \frac{J(s)}{Y(s)}dN(t) - \int_0^t \frac{Y^\mu(s)}{Y(s)}ds.$$

- By the product integral transformation, we have

$$\prod_0^t (1 - d\widehat{\Gamma}(s)) = \frac{\widehat{S}(t)}{\exp\left(-\int_0^t \frac{Y^\mu(s)}{Y(s)}ds\right)}$$

where $\widehat{S}(t)$ is the KM estimator and LHS is called the *corrected survival function*.

1.6.4 COMPETING RISKS MODEL

Let $0 < T_1 < T_2 < \dots < T_m \leq t$ be the observed death times, then the AJ estimator of the transition probability matrix $\mathbf{P}(0, t) = (P_{hj}(0, t))$ is

$$\widehat{\mathbf{P}}(0, t) = \prod_{i=1}^m (\mathbf{I} + \Delta \mathbf{A}(T_i))$$

where

$$\Delta \mathbf{A}(T_i) = \begin{bmatrix} -\sum_{j=1}^k \frac{\Delta N_{0j}(T_i)}{Y_0(T_i)} & \frac{\Delta N_{01}(T_i)}{Y_0(T_i)} & \frac{\Delta N_{02}(T_i)}{Y_0(T_i)} & \dots & \frac{\Delta N_{0k}(T_i)}{Y_0(T_i)} \\ 0 & 0 & 0 & \dots & 0 \\ \vdots & \vdots & \vdots & \vdots & \vdots \\ 0 & 0 & 0 & \dots & 0 \end{bmatrix}$$

and it is easily seen that $P_{00}(0, t) = \prod_{i=1}^m \left(1 - \frac{\sum_{j=1}^k \Delta N_{0j}(T_i)}{Y_0(T_i)}\right)$ is the usual KM estimator.

The above known as a *competing risks model*.

For $j = 1, 2, \dots, k$, by induction we have

$$\begin{aligned} \widehat{P}_{0j}(0, t) &= \sum_{i=1}^m \left\{ \prod_{h < i} \left(1 - \frac{\sum_{t=1}^k \Delta N_{0t}(T_h)}{Y_0(T_h)}\right) \right\} \frac{\Delta N_{0j}(T_i)}{Y_0(T_i)} \\ &= \int_0^t \widehat{P}_{00}(s, u-) d\widehat{A}_{0j}(u). \end{aligned}$$

It aligns with what Dr. Li has taught us in 215 Li (2021):

$$CIF_j(t) = F_j(t) = \int_0^t S(s)\lambda_j(s)ds$$

where CIF_j or F_j is the cause-specific incidence function, $S(s)$ is the survival function for time-to-failure and λ_j is the cause-specific hazard function.

2. Nonparametric Hypothesis Testing

2.1 One-Sample Tests

Consider a sequence of univariate counting process $(N^{(n)}(t); t \in \mathcal{T})$ with intensity process $\alpha(t)Y^{(n)}(t)$ (I drop the superscript (n) in the following). We want to test

$$H_0 : \alpha(s) = \alpha_0(s), s \in [0, t]$$

and this is equivalent to test

$$H_0 : A(s) = A_0(s), s \in [0, t]$$

under the assumption $A(t) < \infty$ for $t \in \mathcal{T}$.

Recall that under H_0 ,

$$\begin{aligned}\widehat{A}(t) &= \int_0^t \frac{J(s)}{Y(s)} dN(s) \\ A_0^*(t) &= \int_0^t \alpha_0(s) J(s) ds \\ \langle \widehat{A} - A_0^* \rangle(t) &= \int_0^t \frac{J(s)}{Y(s)} \alpha_0(s) ds\end{aligned}$$

The test statistic is based on the martingale (31)

$$Z(t) = \int_0^t K(s) d(\widehat{A} - A_0^*)(s)$$

where K is any locally bounded predictable non-negative stochastic process satisfying $K(s) = 0$ if $Y(s) = 0$.

2.1.1 ONE SAMPLE LOG-RANK STATISTIC

The test statistic is (t is large enough)

$$T(t) = \frac{Z(t)}{\sqrt{\langle Z \rangle(t)}}$$

where $\langle Z \rangle(t) = \int_0^t \frac{K^2(s)}{Y(s)} \alpha_0(s) ds$. The special case $K(s) = Y(s)$ leads to the *one-sample log-rank statistic*, i.e.,

$$T(t)^2 = \frac{(N(t) - E(t))^2}{E(t)}$$

where $E(t) = \int_0^t \alpha_0(s) Y(s) ds = \langle Z \rangle(t)$. The ratio $\frac{N(t)}{E(t)}$ is called the *standardized mortality ratio* (SMR) in epidemiology. Finally, Fleming and Harrington (1982) also suggested that $K(t) = Y(t)S_0(t)^\rho$ where $S_0(t) = \exp(-A_0(t))$.

2.2 k-Sample Tests

Consider a sequence of k -variate counting process $\mathbf{N} = (N_1^{(n)}, \dots, N_k^{(n)})$ with intensity process $\boldsymbol{\lambda} = (\lambda_1, \dots, \lambda_k)$, $\lambda_h = \alpha_h(t)Y_h^{(n)}(t)$ (I drop the superscript (n) in the following). We want to test

$$H_0 : \alpha_1(s) = \alpha_2(s) = \dots = \alpha_k(s), s \in [0, t].$$

In practice, usually $k = 2$ and this reduces to a two-sample problem. To construct test statistics, similar to the one-sample case, we first define

$$\begin{aligned}\widehat{A}_h(s) &= \int_0^s \frac{J_h(s)}{Y_h(s)} dN_h(s) \\ \widehat{A}(s) &= \int_0^s \frac{J(s)}{Y(s)} dN(s) \\ \widetilde{A}_h(s) &= \int_0^s \frac{J_h(s)}{Y(s)} dN(s)\end{aligned}$$

for $h = 1, \dots, k$ and $Y(s), J(s)$ and $N(s)$ are aggregated processes.

2.2.1 TWO SAMPLE LOG-RANK TEST

[allowframebreaks]Two Sample Log-rank Test Let $K_h(t) = Y_h(t)K(t)$ be a locally bounded predictable weight process and define

$$Z_h(t) = \int_0^t K_h(s) d(\widehat{A}_h - \widetilde{A}_h)(s)$$

$h = 1, 2, \dots, k$ and the test statistic will be based on $Z_h(t)$. Three martingale properties of $Z_h(t)$ are

- $Z_h(t) = \sum_{i=1}^k \int_0^t K(s) \left(\delta_{hi} - \frac{Y_h(s)}{Y(s)} \right) dM_i(s)$;
- $\langle Z_h, Z_j \rangle(t) = \int_0^t K^2(s) \left(\delta_{hi} - \frac{Y_j(s)}{Y(s)} \right) \frac{Y_h(s)}{Y(s)} Y(s) \alpha_s ds$;
- $Cov(Z_h(t), Z_j(t)) = \mathbb{E} \langle Z_h, Z_j \rangle(t)$,

under some finite moment conditions. Now we consider the case $k = 2$.

Definition 12 (Two sample log rank statistic) *Let*

$$\widehat{\sigma}_{11}^2(t) = \int_0^t K^2(s) \frac{Y_1(s)}{Y_1(s) + Y_2(s)} \left(1 - \frac{Y_2(s)}{Y_1(s) + Y_2(s)} \right) d(N_1 + N_2)(s)$$

be the estimator of $Var(Z_1(t))$ and define

$$X^2 = \frac{Z_1(t)^2}{\widehat{\sigma}_{11}^2(t)}.$$

One choice of K is $K(t) = J(t) = \mathbb{I}(Y_1(t) + Y_2(t) > 0)$. The test statistic X^2 is called the two sample log-rank statistic which asymptotically has a χ_1^2 distribution under H_0 .

- With the choice $K(t) = J(t)$, similar to the one sample case, we have

$$Z_h(t) = O_h - E_h, h = 1, 2$$

where

$$O_h = N_h(t)$$

counts the observed number of failures in group h and

$$E_h = \int_0^t \frac{Y_h(s)}{Y_1(s) + Y_2(s)} d(N_1 + N_2)(s) = \int_0^t Y_h(s) d\hat{A}(s)$$

is called the *expected number of failures in group h* since $\mathbb{E}(O_h) = \mathbb{E}(E_h)$.

- The name *log-rank* was proposed by Peto and Peto (1972) (ABGK, p364-366).
- Using Dr. Li's notation Li (2021), we have

$$\begin{aligned} Z_h &= \sum_{i=1}^D K(t_i)[O_{ij} - E_{ij}] \\ &= \sum_{i=1}^D K(t_i)[d_{ij} - r_{ij} \frac{d_i}{r_i}] \end{aligned}$$

for $h = 1, 2$ where D , d_{ij} and r_{ij} are the number of deaths and number at risk at t_i in total and in group j ; $d_i = d_{i1} + d_{i2}$, $r_i = r_{i1} + r_{i2}$. Similarly, the estimated variance of Z_h is

$$\hat{\sigma}_{hh} = \sum_{i=1}^D K^2(t_i) r_{ij} \frac{d_i}{r_i} \left(1 - \frac{d_i}{r_i}\right) \left(\frac{r_i - r_{ij}}{r_i - 1}\right)$$

for $h = 1$ and 2 , suggesting that Z_h has a hypergeometric distribution.

2.2.2 STRATIFICATION

Suppose we have s stratum, that is, we have s bivariate counting processes

$$\mathbf{N}_m = (N_{1m}, N_{2m}), m = 1, \dots, s$$

with intensity $\boldsymbol{\lambda}_m = (\lambda_{1m}, \lambda_{2m})$ of form $\lambda_{im} = \alpha_{im}(t)Y_{im}(t)$. Allowing heterogeneity in each stratum, the null hypothesis is

$$H_0 : \alpha_{1s} = \alpha_{2s}, s = 1, \dots, m.$$

Using the asymptotic results in section 2.2.3, a test statistic could be

$$X^2 = \frac{(\sum_{s=1}^m Z_{1s}(t))^2}{\sqrt{\sum_{s=1}^m \hat{\sigma}_{11s}^2(t)}}$$

which asymptotically has a χ_1^2 distribution under H_0 .

2.2.3 ASYMPTOTIC NULL DISTRIBUTION

Theorem 13 (AN of log-rank test) *Under some regularity conditions, the test process*

$$\sqrt{n}(Z_1, Z_2) \rightarrow_d (U_1, U_2)$$

in $D(\mathcal{T})^2$, where U_1 and U_2 are mean zero Gaussian martingales with $U_i(0) = 0$ and $\text{Cov}(U_i(s), U_j(t)) = \sigma_{ij}(s \wedge t)$, $i, j \in \{1, 2\}$ where $\sigma_{ij}(t)$ depends on the censoring and survival distributions. For details, see ABGK example V.2.9 and V.2.10.

2.3 Applications and Examples

2.3.1 A MARKOV ILLNESS-DEATH MODEL

[allowframebreaks]A Markov Illness-Death Model Let 0 =**healthy**, 1 =**diseased** and 2 =**dead** with transition intensities α_{01}, α_{02} and α_{12} , respectively. Then by Kolmogorov's equation, the transition probabilities are

$$\begin{aligned} P_{00}(s, t) &= \exp\left(-\int_s^t (\alpha_{01}(u) + \alpha_{02}(u))du\right), \\ P_{11}(s, t) &= \exp\left(-\int_s^t \alpha_{12}(u)du\right), \\ P_{01}(s, t) &= \int_s^t P_{00}(s, u)\alpha_{01}(u)P_{11}(u, t)du. \end{aligned}$$

We are interested in testing *non-differential mortality*, i.e., $\alpha_{02}(t) = \alpha_{12}(t)$ for all t , based on n independent copies, all in state 0 at $t = 0$ of the Markov process over $[0, \tau]$.

- Under H_0 , we have

$$P_{01}(0, t) = \exp\left(-\int_0^t \alpha_{02}(u)du\right) \left(1 - \exp\left(-\int_0^t \alpha_{01}(u)du\right)\right).$$

- We use the data on nephropathy (DN) and mortality among insulin-dependent diabetics. The total number of person-years at risk is 44,561 in state 0: **alive without DN**, 451 diabetics died, whereas as many as 267 died from state 1: **alive with DN**, where the number of person-years at risk was 5024.
- With the choice $K(s) = Y_0(t) + Y_1(t)$, the Wilcoxon-type test statistics are 28.5 for men and 25.6 for women.
- With the choice $K(s) = \mathbb{I}(Y_0(s) + Y_1(s) > 0)$, the log-rank test statistics are 29.4 for men and 27.3 for women.
- Both are highly significant referred to a standard normal distribution.

3. Regression Models

3.1 Cox's Multiplicative Hazard Models / Anderson-Gill Models

3.1.1 ANDERSON-GILL MODEL

Assume the compensator of $\mathbf{N} = (N_{hi}, h = 1, \dots, k; i = 1, \dots, n)$ is

$$\Lambda_{hi}^\theta(t) = \int_0^t \lambda_{hi}^\theta(u) du$$

where $\theta^T = (\gamma, \beta^T)$ and

$$\lambda_{hi}^\theta(t) = Y_{hi}(t) \alpha_{h0}(t, \gamma) r(\beta^T Z_{hi}(t))$$

and $Y_{hi}(t)$ is predictable (risk process), $\alpha_{h0}(t, \gamma)$ is the baseline hazard, Z_{hi} is a type-specific covariate vector (also predictable) and $r(\cdot)$ is called the *relative risk function*. The most popular choice corresponds to $r(x) = \exp(x)$, which is known as the *Cox's model*. We assume that $\alpha_{h0}(\cdot)$ are non-negative and integrable over $t \in \mathcal{T}$.

3.1.2 ESTIMATION AND PARTIAL LIKELIHOOD

Due to Jacod's formula, the partial likelihood is proportional to

$$\prod_{t \in \mathcal{T}} \prod_{h,i} (dA_{h0}(t) r(\beta^T Z_{hi}(t)))^{\Delta N_{hi}(t)} \exp \left[- \sum_{h=1}^k \int_0^{\mathcal{T}} S_h^{(0)}(\beta, u) dA_{h0}(u) \right],$$

where $A_{h0}(t) = \int_0^t \alpha_{h0}(u) du$ and

$$S_h^{(0)}(\beta, t) = \sum_{i=1}^n r(\beta^T Z_{hi}(t)) Y_{hi}(t).$$

Fix β , maximization w.r.t. $\Delta A_{h0}(t)$ leads to

$$\Delta \hat{A}_{h0}(t, \beta) = \frac{\Delta N_h(t)}{S_h^{(0)}(\beta, t)}$$

where $N_h(t) = \sum_{i=1}^n \Delta N_{hi}(t)$. Substitute this into the likelihood, we have the partial likelihood for β as

$$L(\beta) = \prod_{t \in \mathcal{T}} \prod_{h,i} \left(\frac{r(\beta^T Z_{hi}(t))}{S_h^{(0)}(\beta, t)} \right)^{\Delta N_{hi}(t)}$$

so that $\hat{\beta}$ is obtained by maximizing the *log Cox partial likelihood process*

$$C_\tau(\beta) = \log L(\beta) = \sum_{h=1}^k \left[\int_0^{\mathcal{T}} \left(\log r(\beta^T Z_{hi}(t)) - \log S_h^{(0)}(\beta, t) \right) dN_{hi}(t) \right].$$

Then we estimate $A_{h0}(t)$ by $\hat{A}_{h0}(t, \hat{\beta})$, which is known as the *Breslow's estimator*. Finally, the hazard rate $\alpha_{h0}(t)$ can be estimated via smoothing ($K_h(\cdot)$ is a kernel function and b_n is the bandwidth):

$$\hat{\alpha}_{h0}(t) = \frac{1}{b_n} \int_0^{\mathcal{T}} K_h \left(\frac{t-u}{b_n} \right) d\hat{A}_{h0}(u, \hat{\beta}).$$

3.1.3 LARGE SAMPLE PROPERTIES

We assume $r(\cdot) = \exp(\cdot)$. Define the following quantities:

- $S_h^{(0)}(\beta, t) = \sum_{i=1}^n \exp(\beta^T Z_{hi}(t)) Y_{hi}(t)$,
- $S_h^{(1)}(\beta, t) = \sum_{i=1}^n Z_{hi}(t) \exp(\beta^T Z_{hi}(t)) Y_{hi}(t)$,
- $S_h^{(2)}(\beta, t) = \sum_{i=1}^n Z_{hi}^{\otimes 2}(t) \exp(\beta^T Z_{hi}(t)) Y_{hi}(t)$,
- $\mathbf{E}_h(\beta, t) = \frac{\mathbf{S}_h^{(1)}(\beta, t)}{S_h^{(0)}(\beta, t)}$,
- $\mathbf{V}_h(\beta, t) = \frac{\mathbf{S}_h^{(2)}(\beta, t)}{S_h^{(0)}(\beta, t)} - \mathbf{E}_h(\beta, t)^{\otimes 2}$,

where $h = 1, \dots, k$ are states (components of the multivariate counting process). Further, we define the score process ($N_h = \sum_{i=1}^n N_{hi}$)

$$\mathbf{U}_\tau(\beta) = \sum_{h=1}^k \left[\sum_{i=1}^n \int_0^\tau Z_{hi}(t) dN_{hi}(t) - \int_0^\tau \mathbf{E}_h(\beta, t) dN_h(t) \right].$$

Theorem 14 (Consistency of $\hat{\beta}$) *Under some regularity conditions, the estimating equation $\mathbf{U}_\tau(\beta) = 0$ has a unique solution $\hat{\beta}$ with probability tending to 1 and $\hat{\beta} \rightarrow_p \beta_0$ as $n \rightarrow \infty$ where β_0 is the true parameter.*

The key idea is to show that the process $X(\beta, t) = \frac{1}{n}(C_t(\beta) - C_t(\beta_0))$ and its compensator converge to the same probability limit where $C_t(\beta)$ is the log Cox partial likelihood process defined earlier and then apply a lemma in convex analysis. For details, see p497-498 in ABGK or p297-298 in FH.

Theorem 15 (AN of $\hat{\beta}$) *Under some regularity conditions, as $n \rightarrow \infty$,*

$$\sqrt{n}(\hat{\beta} - \beta_0) \rightarrow_d \mathcal{N}(0, \Sigma_\tau^{-1})$$

where

$$\Sigma_\tau = \sum_{h=1}^k \int_0^\tau v_h(\beta_0, t) s_h^{(0)}(\beta_0, t) \alpha_{h0}(t) dt$$

$$v_h = \frac{s_h^{(2)}}{s_h^{(0)}} - e_h^{\otimes 2}, \quad e_h = \frac{s_h^{(1)}}{s_h^{(0)}}$$

and $s_h^{(m)}$ and v_h are probability limits of $\mathbf{S}_h^{(m)}$ and \mathbf{V}_h defined earlier.

In the special case that $k = 1$ and for $i = 1, \dots, n$, X_i are independent survival times given Z_i and Z_i are i.i.d. p -dimensional covariates, we have

$$\Sigma_\tau = \int_0^\tau v(\beta_0, t) s^{(0)}(\beta_0, t) \alpha_0(t) dt.$$

Theorem 16 (Joint asymptotic distribution) *Under some regularity conditions, $\sqrt{n}(\hat{\beta} - \beta_0)$ and the processes*

$$W_h(\cdot) = \sqrt{n} \left(\hat{A}_{h0}(\cdot, \hat{\beta}) - A_{h0}(\cdot) \right) + \sqrt{n}(\hat{\beta} - \beta_0)^T \int_0^\cdot e_h(\beta_0, u) \alpha_{h0}(u) du$$

for $h = 1, \dots, k$, are asymptotically independent. The limiting distribution of W_h is that of a mean zero Gaussian martingale with variance function

$$\omega_h^2(t) = \int_0^t \frac{\alpha_{h0}(u)}{s_h^{(0)}(\beta_0, u)} du.$$

3.1.4 GOODNESS-OF-FIT AND MODEL DIAGNOSTICS

Goodness-of-Fit and Model Diagnostics This subsection is mainly based on chapter 11 in Klein and Moeschberger (2003) and section 7.3 in Andersen et al. (1993). Some common methods for checking the goodness-of-fit in Cox's models are:

- Graphical methods;
- Tests for log-linearity;
- Tests for proportional hazards assumption;
- Martingale residuals;
- Deviance Residuals;
- Influence Checking.

Example 2 (Graphical Methods: The Andersen Plot) *The full covariate vector is $\mathbf{Z} = (Z_1, \mathbf{Z}_2^T)^T$ where \mathbf{Z}_2 is the vector of the remaining $p - 1$ covariates and Z_1 is the covariate that we want to test the proportional hazards assumption of. We first stratify the covariate Z_1 into 2 (or K , in general) strata (this is automatically fulfilled if Z_1 is discrete). We then fit a Cox model stratified on the discrete values of Z_1 and we let $\hat{H}_{g0}(t)$, $g = 1, 2$ be the estimated cumulative baseline hazard in the g^{th} stratum. If the proportional hazards assumption holds, then*

$$\frac{H_{10}(t)}{H_{20}(t)} = \exp(\beta_1 \Delta Z_1)$$

where $\Delta Z_1 = Z_{11} - Z_{12}$. Hence, Andersen's approach is to plot $\hat{H}_{10}(t)$ against $\hat{H}_{20}(t)$ and if the null hypothesis holds, this should be a straight line across the origin. An alternative is to plot $\log \hat{H}_{10}(t)$ against $\log \hat{H}_{20}(t)$ which, under H_0 , should be a horizontal line.

Example 3 (Graphical Methods: The Dabrowska-Doksum-Song Method) *Dabrowska et al. (1989) studied a general testing procedure in the special two-sample case based on the statistic*

$$\hat{\theta}(\tau) = \frac{\int_0^\tau L(s) d\hat{H}_1(s)}{\int_0^\tau L(s) d\hat{H}_2(s)}$$

where $L(s)$ is a predictable weighting process. Note that $L(s) = 1$ reduces to the case in the Andersen plot. They also derived confidence bands for the relative trend function $H_2 \circ H_1^{-1}$ and for the relative change function $(H_2 - H_1)/H_1$ which is constant under the proportional hazards assumption.

Example 4 (Martingale Residuals: The Arjas Plot) Another graphical method is based on the so-called martingale residuals. We define

$$p_i(u, \beta) = \frac{Y_i(u) \exp(\beta^T Z_i)}{S^{(0)}(\beta, u)}$$

and $S^{(0)}$ is defined as before. Under H_0 , the differences

$$\text{Arjas}(h, t) = N_h(t) - \int_0^t \sum_{h(i)=h} p_i(u, \beta) dN.(u), \quad h = 1, \dots, k,$$

where $N.(u) = \sum_{i=1}^n N_i(u)$, $N_h(t) = \sum_{h(i)=h} N_i(t)$ and β is the true parameter vector, are local martingales. Indeed, we have

$$\begin{aligned} \mathbb{E}(\text{Arjas}(h, dt) | \mathcal{F}_{t-}) &= \mathbb{E}(dN_h(t) | \mathcal{F}_{t-}) - \sum_{h(i)=h} p_i(t, \beta) \mathbb{E}(dN.(t) | \mathcal{F}_{t-}) \\ &= \sum_{h(i)=h} Y_i(t) \exp(\beta^T Z_i) dt - \\ &\quad \sum_{h(i)=h} \frac{Y_i(t) \exp(\beta^T Z_i)}{S^{(0)}(\beta, t)} \left(\sum_{i=1}^n Y_i(t) \exp(\beta^T Z_i) \right) dt \\ &= 0. \end{aligned}$$

Therefore, plots of

$$\int_0^{X_m^h} \sum_{h(i)=h} p_i(u, \hat{\beta}) dN.(u), \quad m = 1, 2, \dots, N_h(\tau), h = 1, \dots, k$$

against m , where $X_m^h, m = 1, \dots, N_h(\tau)$ are the ordered jump times in stratum h should be approximated a straight line with unit slope. Such a plot is also referred as the Total Time on Test plot (TOT) (Klein and Moeschberger, 2003).

Example 5 (Martingale Residuals: Functional Form) For right-censored data, define the martingale residuals

$$\widehat{M}_i(t) = N_i(t) - \int_0^t Y_i(u) \exp(\widehat{\beta}^T Z_i) d\widehat{A}(u)$$

where $\widehat{\beta}$ and $\widehat{A}(u)$ are Cox's partial likelihood estimator and Breslow's estimator, respectively. Fleming and Harrington (1991) (pp165-168) showed that under mild conditions, we have

$$\mathbb{E}(\widehat{M}(\infty) | Z) \approx cf(Z)$$

where $c = (\text{total number of events})/(\text{total number of subjects})$. If the proportional hazards assumption holds, i.e., $\alpha(t|Z) = \alpha_0(t) \exp(\beta f(Z)) = \alpha_0(t) \exp(\beta Z)$, then we shall have $f(Z) = Z$. In other words, it should be a straight line if we plot $\widehat{M}_i(\infty)$ against Z_i based on iid observations.

Example 6 (The Cox-Snell Plot) Let $(T_i, D_i, Z_i), i = 1, 2, \dots, n$ be the iid observations based on a right-censored counting process, and define

$$\widehat{r}_i = \widehat{A}(T_i|Z_i) = \widehat{A}_0(T_i) \exp(\widehat{\beta}^T Z_i).$$

The Cox-Snell's plot is the Nelson-Aalen estimate based on the sample $(\widehat{r}_i, D_i), i = 1, 2, \dots, n$ where D_i are right-censoring indicators. Under H_0 , the NA estimate should be a line across the origin with unit slope. This is due to the fact that the true cumulative hazard evaluated at T_i should be iid standard exponential variables:

$$r_i = H(T_i|Z_i) = -\log S(X_i|Z_i) \sim \mathcal{E}(1).$$

3.2 Additive Hazard Models

3.2.1 GENERALIZED NELSON-AALEN'S (GNA) ESTIMATOR

Definition 17 (Aalen's additive hazard model) Let $\mathbf{N}(t) = (N_i(t) : i = 1, \dots, n)$ be a multivariate counting process with intensity $\lambda_i(t) = \alpha_i(t; Z_i(t))Y_i(t)$. The additive hazard model assumes

$$\alpha_i(t; Z_i(t)) = \beta_0 + \beta_1(t)Z_{i1}(t) + \dots + \beta_p(t)Z_{ip}(t)$$

where $\beta_j(t)$ are all locally integrable for $t \in \mathcal{T}$. More compactly, we have

$$\mathbf{N}(t) = \int_0^t \mathbf{Y}(s) d\mathbf{B}(s) + \mathbf{M}(t)$$

where $B_j(s) = \int_0^s \beta_j(s) ds, j = 0, \dots, p$ are the parameters of primary interest and $\mathbf{Y}(s)$ is an $n \times (p+1)$ matrix with rows

$$Y_i(t)(1, Z_{i1}(t), Z_{i2}(t), \dots, Z_{ip}(t))$$

and $\mathbf{M}(t)$ is a vector of counting process martingales.

Heuristically, we have

$$d\mathbf{N}(t) = \mathbf{Y}(t)d\mathbf{B}(t) + \mathbf{M}(dt)$$

and this suggests the GNA estimator:

$$\widehat{\mathbf{B}}(t) = \int_0^t J(s) \mathbf{Y}(s)^- d\mathbf{N}(s)$$

where $J(s) = \mathbb{I}(\text{rank}(\mathbf{Y}(s)) = p+1)$ and $\mathbf{Y}(s)^-$ is any predictable generalized inverse of $\mathbf{Y}(s)$. The variance estimator can be

$$\widehat{\Sigma}(t) = \left[\widehat{\mathbf{B}} - \mathbf{B}^* \right] (t) = \int_0^t J(s) \mathbf{Y}(s)^- (\text{diag } d\mathbf{N}(s)) (\mathbf{Y}(s)^-)^T$$

where $[\cdot, \cdot]$ is the quadratic variation and $\mathbf{B}^*(t) = \int_0^t J(u) d\mathbf{B}(t)$.

In the special case that $\alpha_i(t; Z_i(t)) = \beta_0$, we have

$$\widehat{B}_0(t) = \int_0^t J(s) \frac{\sum_{i=1}^n Y_i(s) dN_i(s)}{\sum_{i=1}^n Y_i(s)^2},$$

which reduces to the classical NA estimator if $Y_i(s)$ are indicators. Further, we apply smoothed NA estimator technique to estimate $\beta_j(t)$ and α_i :

$$\begin{aligned} \widehat{\beta}_j &= \frac{1}{b_j} \int_{\mathcal{T}} K\left(\frac{t-s}{b_j}\right) d\widehat{B}_j(s), \\ \widehat{\alpha}_i(t, Z_i(t)) &= \widehat{\beta}_0 + \sum_{j=1}^p \widehat{\beta}_j(t) Z_{ij}(t). \end{aligned}$$

For large sample properties, see ABGK, pp575-578. We shall explore the additive hazards model in depth within the causal inference framework later.

3.3 Accelerated Failure Time (AFT) Models

3.3.1 TRANSFORMATION MODELS

The relation $S(t) = e^{-A(t)}$ suggests that $A(X) \sim \mathcal{E}(1)$. For Cox's model, we have

$$\log A_0(X) = -\beta^T Z + \epsilon$$

where $\mathbb{P}(\epsilon > t) = e^{-e^t}$. This leads to the following definition.

Example 7 (Transformation models) *Let g be an unknown monotone function, the transformation model is*

$$g(X) = \beta^T Z + \epsilon$$

where X is the (possibly left-, right- and interval-censored) time-to-event outcome and ϵ has some known distribution.

The accelerated failure time (AFT) model corresponds to $g(X) = \log(X)$.

3.3.2 BUCKLEY-JAMES ESTIMATOR

- Let $V_i = \log X_i$ where X_i is possibly right-censored, the likelihood function is

$$\mathcal{L}(\beta) = \prod_{i=1}^n f(V_i - \beta^T Z_i)^{D_i} S(V_i - \beta^T Z_i)^{1-D_i}$$

where D_i are censoring indicators, f and S are density and survival function of ϵ_i . Hence, the score equation for β is

$$\sum_{i=1}^n Z_i \left\{ D_i \frac{f'(V_i - \beta^T Z_i)}{f(V_i - \beta^T Z_i)} - (1 - D_i) \frac{f(V_i - \beta^T Z_i)}{S(V_i - \beta^T Z_i)} \right\} = \mathbf{0}.$$

If f is known (a parametric distribution such as Gumbel type I), then β can be solved by numerical methods.

- If f is unknown, then we replace $-\frac{f'}{f}$ with a suitable known function s , say, $a(t) = t$, which corresponds to $\epsilon \sim \mathcal{N}(0, 1)$. The equation now becomes

$$\Psi(\beta, a) = \sum_{i=1}^n Z_i \left\{ D_i a(V_i - \beta^T Z_i) - (1 - D_i) \frac{\int_{V_i - \beta^T Z_i}^{\infty} a(t) dS(t)}{S(V_i - \beta^T Z_i)} \right\} = \mathbf{0}.$$

Note that $a(t) = t$ corresponds to the ordinary least squares (OLS) equation if no censoring occurs.

Lemma 18 (Buckley-James Buckley and James (1979)) *We assume $V_i^o = \log X_i \wedge \log C_i$ is the observed time-to-event and C_i is the independent censoring time. If $a(t) = t$, the equation $\Psi(\beta, a) = \mathbf{0}$ becomes*

$$\sum_{i=1}^n Z_i \left\{ D_i r_i + (1 - D_i) \frac{\int_{r_i}^{\infty} S(t) dt}{S(r_i)} \right\} = \mathbf{0}$$

where $r_i = V_i^o - \beta^T Z_i$. Hence, it corresponds to the OLS of the synthetic variable

$$V_i^* = D_i V_i^o + (1 - D_i) \mathbb{E}(V_i | V_i \geq V_i^o, Z_i)$$

The resulting estimator is called Buckley-James. Further, V_i^* has the property

$$\mathbb{E}(V_i^* | Z_i) = \mathbb{E}(V_i | Z_i).$$

Proof Apparently,

$$\mathbb{E}(V_i^* | Z_i) = \mathbb{E}(V_i | Z_i) - \mathbb{E} \{ D_i (V_i^o - \mathbb{E}(V_i | V_i \geq V_i^o, Z_i)) | Z_i \}.$$

But the second term is

$$\mathbb{E}(\mathbb{I}(D_i = 1)(V_i^o - V_i^o) + \mathbb{I}(D_i = 0) * 0 | Z_i)$$

which can only be 0. ■

- Define

$$W_F(a(t)) = a(t) - \frac{\int_t^{\infty} a(s) dF(s)}{S(t)}$$

where F has density f , then we have

$$W_F\left(\frac{\partial}{\partial \theta} \log f_{\theta}\right) = \frac{\partial}{\partial \theta} \alpha_{\theta}$$

where $\alpha_{\theta} = f_{\theta}/S_{\theta}$ is the hazard function.

Figure 1: Directed acyclic graph of instrumental variable analysis

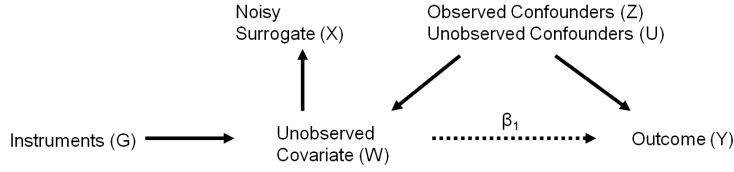
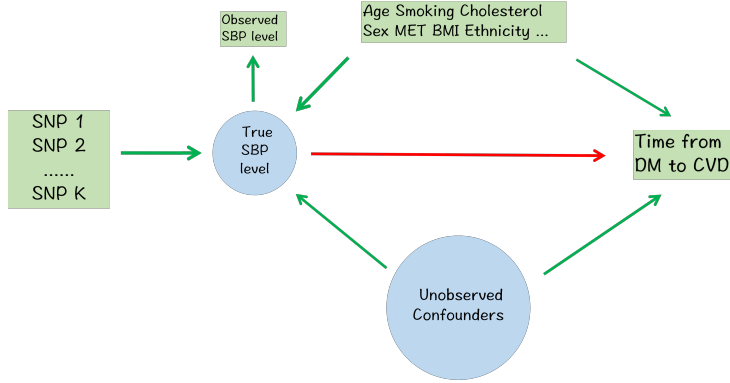


Figure 2: Directed acyclic graph of instrumental variable analysis



3.3.3 LI-LU'S PBIV AND INSTRUMENTAL VARIABLE (IV) ANALYSIS

Consider a direct acyclic graph with time-to-event outcome. We are interested in estimating β_1 (causal effect). Ref: Dr. Lu's PhD Dissertation Lu (2014). For other representations, see VanderWeele et al. (2014).

Mendelian Randomization (MR) when G refers to genetic variants.

The model is Li and Lu (2015)

$$X = \alpha_0 + \alpha_1^T G + \alpha_2^T Z + \xi_1$$

$$Y = \beta_0 + \beta_1 X + \beta_2^T Z + \xi_2$$

Put parametric priors on parameters

$$\begin{pmatrix} \xi_1 \\ \xi_2 \end{pmatrix} \sim \mathcal{N} \left(\begin{pmatrix} \mu_1 \\ \mu_2 \end{pmatrix}, \begin{pmatrix} \sigma_1^2 & \rho\sigma_1\sigma_2 \\ \rho\sigma_1\sigma_2 & \sigma_2^2 \end{pmatrix} \right)$$

$$\sigma_1^2 \sim \text{InvGamma}(\gamma_1, \gamma_2)$$

$$\sigma_2^2 \sim \text{InvGamma}(\gamma_1, \gamma_2)$$

$$\rho \sim \text{Uniform}(-1, 1)$$

$$\alpha_i \sim \mathcal{N}(0, \zeta_i^2), \beta_i \sim \mathcal{N}(0, \psi_i^2)$$

For inference, we draw posterior samples of β_1 from the model. The **R** package is available at <https://github.com/ElvisCuiHan/PBIV>. We shall explore the instrumental variable analysis with time-to-event outcome more in a separate section.

3.4 Semi-Markov Models

3.4.1 GENERAL SEMI-MARKOV PROCESSES

The treatment of semi-Markov processes follows from section X.1 in ABGK, the dissertation (Sun, 1992), the JASA paper (Dabrowska et al., 1994) and Dabrowska (2020). Further references are Dabrowska (2012); Cook et al. (2007); Cook and Lawless (2018).

Definition 19 (Semi-Markov processes and Markov renewal processes) • *The stochastic process $(X, T) = \{X_n, T_n : n \in \mathbb{N}\}$ is said to be a Markov renewal process if $T_0 = 0$ a.s. and*

- *the sequence (J_0, J_1, \dots) forms a discrete time Markov chain;*
- *For any integer $n \geq 1$, let $W_n = T_n - T_{n-1}$ and we have*

$$\mathbb{P}(W_1 \leq t_1, \dots, W_n \leq t_n | X_j, j \geq 0) = \prod_{k=1}^n \mathbb{P}(W_k \leq t_k | X_{k-1}, X_k).$$

- *Let $N(t) = \sum_{n \geq 1} \mathbb{I}(T_n \leq t)$, then the continuous time process*

$$X(t) = X_{N(t)} = \sum_{n=0}^{\infty} X_n \mathbb{I}(T_n \leq t < T_{n+1})$$

is called a semi-Markov process.

3.4.2 SOME THEORY

Definition 20 (Semi-Markov kernel) *Let X_n take values in $\{1, \dots, r\}$. The basic parameter in a semi-Markov (or Markov renewal) process is the semi-Markov kernel*

$$\mathbf{Q}(w) = [Q_{ij}(w)]$$

where $p_{ij} = \mathbb{P}(X_{n+1} = i | X_n = j)$, $F_{ij}(w) = \mathbb{P}(W_{n+1} \leq w | X_{n+1} = j, X_n = i)$,

$$Q_{ij}(w) = \mathbb{P}(W_{n+1} \leq w, X_{n+1} = j | X_n = i) = p_{ij} F_{ij}(w).$$

Set

$$\mathbf{G}(x, y) = \text{Diag} \left[\frac{S_i(y)}{S_i(x)} \right]$$

where $S_i(w) = \sum_{j=1, j \neq i}^r p_{ij}(1 - F_{ij}(w))$ so that on the diagonal, we have

$$\mathbb{P}(W_{n+1} > y | W_{n+1} > x, X_n = i).$$

Example 8 (Forwards recurrence time) *Let $\mathcal{F}_t = \mathcal{F}_0 \vee \sigma(X(s) : s \leq t)$ and $\gamma_t = T_{N(t)+1} - t$ be the forwards recurrence time of the process given \mathcal{F}_{t-} , then we have*

$$\mathbb{P}(\gamma_t > w | \mathcal{F}_{t-}) = \sum_{i=1}^r \mathbb{I}(X(t) = i) G_{ii}(\delta_t, \delta_t + w)$$

where $\delta_t = t - T_{N(t)}$ so that it is fully specified by $\mathbf{G}(x, y)$ defined earlier. Indeed, let $\beta_t := T_{N(t)+1} - T_{N(t)} = W_{N(t)+1}$, then we have

$$\begin{aligned}\mathbb{P}(\gamma_t > w | \mathcal{F}_{t-}) &= \mathbb{P}(T_{N(t)+1} - t > w | \mathcal{F}_{t-}) \\ &= \mathbb{P}(\beta_t > \delta_t + w | \delta_t, X_{N(t)}) \\ &= \sum_{i=1}^r \mathbb{I}(X_{N(t)} = i) G_{ii}(\delta_t, \delta_t + w).\end{aligned}$$

Remark:

- By comparison, in the continuous time Markov chain (CTMC) case,

$$\mathbb{P}(\gamma_t > w | \mathcal{F}_{t-}) = \sum_{i=1}^r \mathbb{I}(X_{N(t)} = i) \exp(-A_i(t+w) + A_i(t))$$

where $A_i(t) = \sum_{j=1, j \neq i}^r A_{ij}(t)$. In the homogeneous case, RHS only depends on w but not t , hence the probability depends only on the state occupied at time t but not the duration time (time spent in this state).

Example 9 (Events after time t) Similarly, the conditional probabilities of the first event after time t is

$$\mathbb{P}(\gamma_t \leq w, X_{N(t)+1} = j | \mathcal{F}_{t-}) = \sum_{i=1}^r \mathbb{I}(X(t) = i) F_{ij}(\delta_t, \delta_t + w)$$

where

$$\begin{aligned}F_{ij}(x, y) &= \frac{1}{S_i(x)} \int_{(x, y]} Q_{ij}(du) \\ &= \mathbb{P}(W_{n+1} \leq y, X_{n+1} = j | W_{n+1} > x, X_n = i).\end{aligned}$$

The proof is similar to the previous one.

Theorem 21 (Transition probabilities) Define the matrix \mathbf{R} as

$$\mathbf{R}(y) = \mathbf{G}(0, y) + \int_0^y \mathbf{M}(du) \mathbf{G}(0, y - u)$$

where \mathbf{G} is defined earlier and $\mathbf{M}(y) = \sum_{r \geq 1} \mathbf{Q}^{(r)}(y)$ is the renewal matrix where $\mathbf{Q}^{(1)} = \mathbf{Q}$ and $\mathbf{Q}^{(r)} = \mathbf{Q}^{(r-1)} * \mathbf{Q} = \mathbf{Q} * \mathbf{Q}^{(r-1)}$. Then transition probabilities of a semi-Markov process are given by

$$\mathbb{P}(X(t+s) = j | \mathcal{F}_{t-}) = \sum_{i=1}^r \mathbb{I}(X_{N(t)} = i) \mathbb{P}_{ij}(\delta_t, \delta_t + s)$$

where

$$\mathbb{P}(x, y) = \delta_{ij} G_{ii}(x, y) + \sum_{k \neq i} \int_{(x, y]} F_{ik}(x, du) R_{kj}(y - u)$$

and R_{kj} is the $(kj)^{\text{th}}$ element of the matrix \mathbf{R} .

3.4.3 COX REGRESSION IN A MARKOV RENEWAL MODEL

Define

$$\begin{aligned}\tilde{N}_{ij}(t) &= \sum_{n \geq 1} \mathbb{I}(T_n \leq t, X_n = j, X_{n-1} = i) \\ \tilde{N}(t) &= \sum_{i,j} \tilde{N}_{ij}(t) \\ L(t) &= t - T_{\tilde{N}(t-)} \text{ (backwards recurrence time).}\end{aligned}$$

We assume the intensity of $\tilde{N}_{ij}(t)$ w.r.t. $\mathcal{F}_t = \mathcal{F}_0 \vee \mathcal{N}_t$ is of form

$$\begin{aligned}\Lambda_{ij}(dt) &= Y_i(t) \alpha_{ij}(L(t); Z) \\ &= Y_i(t) \alpha_{0,ij}(L(t)) e^{\beta_0^T Z_{ij}} dt\end{aligned}$$

where $Y_i(t) = \mathbb{I}(X(t-) = i)$ and Z is a vector of external covaraites.

We further define $W_n = T_n - T_{n-1}$, $T_0 = 0$ and

$$\begin{aligned}N_{ij}(x) &= \sum_{n \geq 0} \mathbb{I}(W_{n+1} \leq x, X_n = i, X_{n+1} = j) \\ Y_i(x) &= \sum_{n \geq 0} \mathbb{I}(W_{n+1} \geq x, X_n = i).\end{aligned}$$

Then the likelihood of observing $\{N_{ij} : i, j, \in \{1, \dots, r\}\}$ is proportional to

$$\prod_u \prod_i \left(\prod_{j \neq i} dA_{ij}(u)^{\Delta N_{ij}(u)} (1 - dA_i(u))^{Y_i(u) - \Delta N_{ij}(u)} \right)$$

where $A_{ij} = \int \alpha_{ij}$ and $A_i = \sum_{j \neq i} A_{ij}$ (ABGK, p681). Note that it is a product of multinomial probabilities.

- Given m iid realizations of the process $\{N_{ij} : i, j \leq r\}$, the partial likelihood is

$$\mathcal{L} = \prod_{k=1}^m \left\{ \prod_{i=1}^r \prod_{j \neq i} \prod_{n=1}^{n_{ijm}} \alpha_{ijk}(W_{nk}) \times \exp \left(- \int_0^{\tau_k} \sum_{j \neq i} \alpha_{ijk}(L(t)) dt \right) \right\}.$$

where n_{ijm} is the total number of transitions from i to j of individual m . Hence, a natural NA-type estimator of A_{ij} is

$$\hat{A}_{ij}(y, \beta) = \sum_{k=1}^m \int_0^y \frac{dN_{ijk}(u)}{S_{ij}^{(0)}(u, \beta)}$$

where $S_{ij}^{(0)} = \sum_{k=1}^m Y_{ik}(x) e^{\beta^T Z_{ijk}(x)}$ is similar to that in the Cox's model.

- Plug-in \widehat{A}_{ij} into \mathcal{L} , we have the profile likelihood for β :

$$\mathcal{L}(\beta) = \prod_{k=1}^m \prod_{i=1}^r \prod_{j \neq i} \prod_{n=1}^{n_{ijk}} \left(\frac{\alpha_{ijk}(W_{nk})}{\sum_{k=1}^m Y_{ik}(W_{nk}) \exp(\beta^T Z_{ijk}(W_{nk}))} \right)^{\Delta N_{ijk}(W_{nk})}$$

and the maximum partial likelihood is indeed

$$\widehat{\beta} = \arg \max_{\beta} \mathcal{L}(\beta).$$

- Define

$$H_{ij}(x) = N_{ij}(x) - \int_0^x Y_i(u) \alpha_{ij}(u) du,$$

and unfortunately, there is no filtration making H_{ij} a martingale.

Let $\mathbf{A}(x) = [A_{ij}(x)]$ and for $x < y$, $\mathbf{G}(x, y)$ be a diagonal matrix with entries $G_{ii}(x, y) = \exp(-\sum_j (A_{ij}(y) - A_{ij}(x)))$. Let

$$\begin{aligned} \mathbf{F}(x, y) &= \int_x^y \mathbf{G}(x, u-) \mathbf{A}(du), \\ \mathbf{H}(y) &= \mathbf{G}(0, y), \\ \mathbf{Q}(y) &= \mathbf{F}(0, y). \end{aligned}$$

Similar to the theory part, define

$$\begin{aligned} \mathbf{F}^{(p)} &= \int_x^y \mathbf{F}(x, du) \mathbf{Q}^{(p-1)(y-u)}, \\ \mathbf{G}^{(p)} &= \int_x^y \mathbf{F}(x, du) \left[\mathbf{Q}^{(p-1)} * \mathbf{H} \right] (y-u), \\ \mathbf{G}^{(0)} &= \mathbf{G}, \quad \mathbf{F}^{(0)} = \mathbf{Q}^{(0)} = \mathbf{I}. \end{aligned}$$

Lemma 22 (Predicted probability) *Given \mathcal{F}_{t-} , the conditional probability that the process is in state j at time $t+v$ is*

$$\mathbb{P}(X(t+v) = j | \mathcal{F}_{t-}) = \begin{cases} \sum_{p \geq 0} Q_{ij}^{(p)} * H_{jj}(v) & \text{if for some } n, t = T_n. \\ \sum_{p \geq 0} G_{ij}^{(p)}(t - T_n, v + t - T_n) & \text{if else.} \end{cases}$$

The probability is denoted as $P_{ij}(t - T_n, v + t - T_n)$.

Remark: In practice, we replace \mathbf{A} by $\widehat{\mathbf{A}}$.

3.4.4 ASYMPTOTICS

Theorem 23 (AN of the semi-Markov estimator Dabrowska et al. (1994); Sun (1992))

Under some regularity conditions, we have

$$\widehat{W}(\cdot, \beta_0) \rightarrow_d W(\cdot, \beta_0)$$

where

$$\widehat{W}(x, \beta_0) = \frac{1}{\sqrt{m}} \sum_{k=1}^m H_{ijk}(x, \beta_0),$$

H_{ijk} is defined as before and $W(x, \beta_0)$ is a mean zero Gaussian process.

3.5 Other Regression Models

3.5.1 PARAMETRIC REGRESSION MODELS

Example 10 (Parametric regression) Suppose the intensity process λ of a multivariate counting process

$$\mathbf{N} = (N_1, \dots, N_k)$$

is specified by a q -dimensional parameter $\boldsymbol{\theta} = (\theta_1, \dots, \theta_q) \in \Theta$. Then we write

$$\lambda_h(t) = \lambda_h(t; \boldsymbol{\theta}).$$

By Jacod's formula, the partial likelihood is

$$L_\tau(\boldsymbol{\theta}) = \left\{ \prod_{t \in \mathcal{T}} \prod_{h=1}^k \lambda_h(t; \boldsymbol{\theta})^{\Delta N_h(t)} \right\} \exp \left\{ - \int_0^\tau \sum_{h=1}^k \lambda_h(t; \boldsymbol{\theta}) dt \right\}.$$

The whole estimation and inference are thus based on $L_\tau(\boldsymbol{\theta})$. Common examples include Weibull, exponential and Gumbel type I distributions Li (2021).

3.5.2 BERAN'S NONPARAMETRIC REGRESSION

Example 11 (Beran's conditional NA estimator) Beran in 1981 proposed a method to estimate the conditional survival function $S(t|z)$ nonparametrically. By the product-integration notation, we have

$$S(t|z) = \prod_{s \leq t} (1 - A(ds|z))$$

where $A(s|z)$ is the conditional cumulative hazard. The Beran's conditional NA estimator is

$$\hat{A}(t|z) = \int_0^t \frac{\sum_{i=1}^n W_i(z) N_i(ds)}{\sum_{i=1}^n W_i(z) Y_i(s)}$$

where $Y_i(s)$ is the risk process for individual i and $W_i(z) = \frac{1}{b_n} K\left(\frac{z - Z_i}{b_n}\right)$ where K is a density.

Remark: tests for the hypothesis $\alpha_{t,z} = \alpha_t$ have been well studied in the literature, see ABGK p580.

3.5.3 DABROWSKA'S SMOOTHED COX REGRESSION

Dabrowska Dabrowska (1997) studied the so-called *smoothed Cox regression model*, where the intensity is of the form

$$\Lambda(dt) = \mathbb{E}(N(dt)|\mathcal{F}_{t-}) = Y(t)\alpha(t, X) \exp(Z^T \beta) dt,$$

where $Y(t)$ is a 0-1 predictable process and X and Z are covariates. Based on i.i.d. observations, Dr. Dabrowska defined the estimator as the solution to the smoothed partial likelihood score equation Martinussen and Scheike (2006)

$$\sum_{i=1}^n \int_0^\tau \left\{ Z_i - \frac{S_1(X_i, s, \beta)}{S_0(X_i, s, \beta)} \right\} dN_i(s) = 0,$$

where

$$S_k(x, s, \beta) = \sum_{i=1}^n K_b(x - X_i) Y_i(t) \exp(\beta^T Z_i(t)) Z_i^{\otimes k}$$

and $K_b(x - X_i) = \frac{1}{b} K(\frac{x - X_i}{b})$ is the kernel estimator as that in Beran's nonparametric regression. Analogously to ABGK Andersen et al. (1993), substitution of Beran's estimator gives

$$\hat{A}(x, t) = \sum_{i=1}^n \int_0^t \frac{K_b(x - X_i)}{S_0(x, s, \hat{\beta})} dN_i(s).$$

In the absense of covariates this reduces to Beran's estimator.

3.5.4 COX-AALEN HAZARDS MODEL

As a special and more applicable case of Dabrowska's smoothed Cox regression, Scheike and Zhang (2002) introduced the so-called *Cox-Aalen* model by assuming a parametric form of the baseline hazard $\alpha(t, X)$:

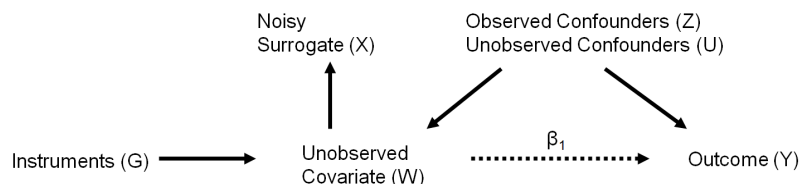
$$\Lambda(dt) = \mathbb{E}(N(dt) | \mathcal{F}_{t-}) = Y(t) [X(t)^T \alpha_t] \exp(Z^T \beta) dt,$$

which allows time-dependent covariates for the baseline hazard (though Dabrowska's formulation also allows it).

4. Instrumental Variable Analysis with Time-to-event Outcome

As we have seen in the AFT model that a typical DAG for IV analysis can be represented in the following form Lu (2014).

Figure 3: Directed acyclic graph of instrumental variable analysis



- The easiest approach: LSE.

$$Y = \beta_1 X(U) + \beta_2^T Z + \epsilon(U)$$

For simplicity, we do not explicitly write U in the following.

- Issues:

1. Interval-censored data.

$$Y \in (L, R]$$

2. Inconsistency and Biasedness.

$$\text{Cov}(X, \epsilon) \neq 0$$

There are 3 key assumptions for IV method to work well.

- Key assumptions for IV analysis:
 1. Given observed confounders, strong correlation between SNPs and SBP level.
 2. SNPs are independent of unobserved confounders and measurement error of SBP level.
 3. Given SBP level and observed confounders, SNPs are independent of Time from DM to CVD.

There are several potential models and methods for IV analysis with time-to-event outcomes in literature:

- Simple two stage least square (TSLS);
- Accelerated failure time (AFT) model;
- Structural Cox multiplicative hazard model;
- Aalen's additive risk model;
- Competing risks model (the previous methods can be applied to this one) Martinussen and Vansteelandt (2020); Zheng et al. (2017).

We have seen PBIV before, now we illustrate 2 other models in the following.

4.1 Aalen's Additive Risk Model for IV Analysis

- We assume the hazard of T (or Y) follows an Aalen's additive hazard model Martinussen et al. (2017)

$$\lambda(t; X, G, U) = \beta_0(t) + \beta_X(t)X + \beta_G(t)G + \beta_U(t)U$$

- By IV assumption, we have $\beta_G(t) = 0$ given X .
- Assume $X = c_0 + c_G G + \Delta$ and $\mathbb{E}(\Delta|G) = 0$.
- Let $V = c_0 + c_G G$, then

$$\mathbb{P}(T > t|G) = \exp\left(-\tilde{B}_0(t) - B_X(t)V\right)$$

where $V = c_0 + c_G G$ and $\tilde{B}_0(t)$ is a function of G and $B_X(t) = \int_0^t \beta_G(s)ds$.

4.1.1 GENERALIZED TSLS NELSON-AALEN ESTIMATOR

- Let $c = (c_0, c_G)$, $\hat{V}_i = \hat{c}(1, G_i)^T$ and $\hat{\mathbf{V}}(t)$ be the $n \times 2$ -matrix with i^{th} row $(R_i(t), R_i(t)\hat{V}_i)$ where $R_i(t)$ is the risk process.

- Generalized Nelson-Aalen estimator for $\mathbf{B}(t)^T = (\tilde{B}_0(t), B_X(t))$ is Andersen et al. (1993); Martinussen and Scheike (2006)

$$\hat{\mathbf{B}}(t) = \int_0^t J(u) \hat{\mathbf{V}}(t)^- d\mathbf{N}(t)$$

where $\hat{\mathbf{V}}(t)^-$ is the generalized inverse of $\hat{\mathbf{V}}(t)$ and $J(u) = \mathbb{I}(\text{rank } \mathbf{V}(t) = 2)$.

- Consistency is obtained if $\beta_X(t) = \beta_X$, i.e., time-invariant causal effect.

4.1.2 G-ESTIMATION

- More generally, we assume Martinussen et al. (2017)

$$\mathbb{E} \{ dN(t) | \mathcal{F}_{t-}^N, G, X, Z, U \} = \{ d\Omega(t, Z, U) + dB_X(t)X \} R(t)$$

where $N(t) = I(T \leq t)$ is the one-jump counting process Andersen et al. (1993), \mathcal{F}_{t-}^N is the history spanned by $N(t)$, $R(t)$ is the risk process and $\Omega(t, Z, U)$ is an unknown, non-negative function of time, Z and U , and $B_X(t)$ is an unknown scalar at each time $t > 0$.

- The goal is to estimate

$$B_X(t) = \int_0^t \beta_X(s) ds$$

where X is an arbitrary exposure.

- The key property of the model is

$$\mathbb{E} \left[(G - \mathbb{E}(G|Z)) e^{B_X(t)X} R(t) \{ dN(t) - dB_X(t)X \} \right] = 0$$

and the estimating equation is the empirical version of it. WLOG, we assume $\mathbb{E}(G|Z) = 0$ otherwise we set $\tilde{G} = G - \mathbb{E}(G|Z)$.

Proof First note that $\mathbb{E}(R(t)|Z, U, G, X) = \exp(-\Omega(t, Z, U) - B_X(t)X)$.

$$\begin{aligned} \mathbb{E}(\dots) &= \mathbb{E}(\mathbb{E}(\dots | \mathcal{F}_{t-})) \\ &= \mathbb{E} \left(G e^{B_X(t)X} d\Omega(t, Z, U) \mathbb{E}(R(t)|Z, U, G, X) \right) \\ &= \mathbb{E}(f(t, Z, U)G) \\ &= 0 \end{aligned}$$

where the last equality follows from that G is independent of U . ■

- The recursive estimator $\hat{B}_X(t)$ (G-estimation) is

$$\hat{B}_X(t, \hat{\theta}) = \int_0^t \frac{\sum_i G_i^c(\hat{\theta}) e^{\hat{B}_X(s^-)X_i} dN_i(s)}{\sum_i G_i^c(\hat{\theta}) e^{\hat{B}_X(s^-)X_i} X_i}$$

where $G_i^c(\theta) = G_i - \mathbb{E}(G_i|L_i; \theta)$, with $\mathbb{E}(G_i|L_i; \theta)$ a parametric model for $\mathbb{E}(G_i|L_i)$ and $\hat{\theta}$ a consistent estimator of θ .

- In the special case when X is binary, we have the following Volterra integral equation Dabrowska (1988)

$$A(t) = W(t) + \int_0^t A(s-)dU(s)$$

where $A(t) = e^{B_X(t)}$ and

$$W(t) = \int_0^t \frac{\sum_i G_i^c(\theta)(1 - X_i)}{\sum_i R_i(s)G_i^c(\theta)X_i} dN_i(s)$$

$$U(t) = \int_0^t \frac{\sum_i G_i^c(\theta)X_i}{\sum_i R_i(s)G_i^c(\theta)X_i} dN_i(s)$$

- The solution of the Volterra equation is given in terms of product integral Dabrowska (1988)

$$A(t) = W(t) + \int_0^t \left[\prod_{(s,t]} \{1 + dU(v)\} \right] dW(s)$$

- If $B_X(t)$ is absolutely continuous and $\beta_X(t) = \beta_X$, then an estimator of β_X is

$$\hat{\beta}_X = \int_0^\tau w(t)d\hat{B}_X(t)$$

with $w(t) = \tilde{w}(t) / \int_0^\tau \tilde{w}(s)ds$, $\tilde{w}(t) = R_*(t) = \sum_i R_i(t)$ and τ is the upper bound of survival time.

We have the following asymptotics results.

Theorem 24 (CAN Martinussen et al. (2017)) *With a long list of regularity conditions and conditioned on Z , the G -estimator $\hat{B}_X(t, \hat{\theta})$ is a uniformly consistent estimator of $B_X(t)$. Furthermore, $W_n(t) = \sqrt{n}(\hat{B}_X(t, \hat{\theta}) - B_X(t))$ converges in distribution to a zero-mean Gaussian process with variance $\Sigma(t)$ given in Martinussen et al. (2017).*

The proof is based on the benchmark paper Andersen and Gill (1982) and empirical process theory Shorack and Wellner (2009), To study temporal changes, we consider

$$H_0 : \beta_X(t) = \beta_X \iff H_0 : B_X(t) = \beta_X t.$$

4.2 Structural Cox Model

Let T^x be the potential survival time had the treatment set to x by some intervention. The *structural Cox model* states that Martinussen et al. (2019)

$$\frac{\lambda_{T^x}(t|X = x, G)}{\lambda_{T^0}(t|X = x, G)} = \exp(\beta x) \text{ for all } x.$$

To estimate β , we need a working model, that is,

$$\lambda_T(t|X = x, G = g) = \lambda_0(t) \exp(\alpha_1 x + \alpha_2 g)$$

where λ are hazard functions of T . By the IV assumptions, we have

$$T^0 \perp\!\!\!\perp G \text{ and } S_{T^0}(t|X = x, G) = S_{T^x}(t|X = x, G)^{\exp(-\beta x)}$$

where S are survival functions. The goal is to estimate the local causal effect β .

4.2.1 G-ESTIMATION

Similar to Aalen's additive risk model, we have

$$\mathbb{E}(GS_{T^0}(t|X, G)) = \mathbb{E}(GS_{T^0}(t)) = 0$$

under the assumption that $\mathbb{E}G = 0$ and

$$S_{T^0}(t|X, G) = \exp\left(-\left(\int_0^t \lambda_0(t)dt\right)e^{\alpha_1 X + \alpha_2 G}e^{-\beta X}\right).$$

The estimating equation is then given by the empirical version of it, i.e., plug-in sample average of G and consistent estimates of $\int_0^t \lambda_0(t)dt$, α_1 and α_2 , which are the usual Breslow's estimator and Cox's partial likelihood estimator. Finally, the asymptotic results are based on Andersen and Gill and empirical process theory der Vaart and Wellner (2013).

5. Appendix: Preliminaries

5.1 The Counting Process Framework

5.1.1 COUNTING PROCESSES

Definition 25 (Counting processes) A multivariate counting process $\mathbf{N} = (N_1, \dots, N_k)$ is a vector of k adapted cadlag stochastic process defined on a quadruple $(\Omega, \mathcal{F}, \mathbb{F}, \mathbb{P})$ where $\mathbb{F} = (\mathcal{F}_t, t \in \mathcal{T})$, zero at time zero, with piecewise constant paths and nondecreasing, having jumps of size $+1$, no two components jumping at the same time.

Example 12 (Right-censoring model) Let T be a nonnegative random variable, then $X(t) = \mathbb{I}(T \leq t)$ is a one jump counting process. Let C be another nonnegative random variable independent of T , then $\tilde{X}(t) = \mathbb{I}(T \wedge C \leq t)$ is the right-censored counting process.

5.1.2 MARTINGALES AND LOCALIZATION

Definition 26 (Martingales) A cádlág process $\{M_t : t \geq 0\}$ defined on a stochastic basis $(\Omega, \mathcal{F}, \mathbb{F}, \mathbb{P})$ is called a continuous time martingale if

- M_t is adapted to the filtration \mathcal{F}_t .
- $\mathbb{E}|M_t| < \infty$ for all $t \geq 0$.
- $\mathbb{E}(M_t | \mathcal{F}_s) = M_s$ a.s. for $s < t$.

The third property is referred as the martingale property.

Definition 27 (Local martingales) A continuous time process $\{M_t : t \geq 0\}$ is a local martingale if there exist stopping times $T_n \rightarrow \infty$ such that $M_t^n = M_{t \wedge T_n}$ is a uniformly integrable martingale for each n .

Definition 28 (Intensity of a counting process) We say that N_h has intensity process λ_h if λ_h is predictable and

$$\Lambda_h(t) = \int_0^t \lambda_h(s) ds \quad \forall t$$

where Λ_h is the compensator of N_h . The intensity process exists if and only if the time-to-event variable T has a density w.r.t. Lebesgue measure.

Example 13 (Time-to-event outcome) Suppose T is a non-negative random variable with absolutely continuous distribution function F and density f , survival function $S = 1 - F$. Define $N(t) = \mathbb{I}(T \leq t)$ as the one jump counting process, then $N(t)$ has compensator Λ as $\Lambda(t) = \int_0^t Y(s) \alpha(s) ds$ where $Y(s) = \mathbb{I}(T \geq s)$, $\alpha = f/S$, and hence, N has intensity process $\lambda(t) = Y(t) \alpha(t)$.

5.1.3 THE DOOB-MEYER THEOREM AND STOCHASTIC INTEGRATION

Theorem 29 (Doob-Meyer for counting processes) 1. Each component of \mathbf{N} can be uniquely decomposed as $M_h = N_h - \Lambda_h$ where Λ_h is predictable and non-decreasing (called the compensator of N_h) and M_h is a mean 0 local martingale.

2. Further, the compensator (predictable covariation) and the quadratic covariation of $M_h M_{h'}$ are

$$\begin{aligned}\langle M_h, M_{h'} \rangle &= \delta_{hh'} \Lambda_h - \int \Delta \Lambda_h d\Lambda_{h'} \\ [M_h] &= N_h - 2 \int \Delta \Lambda_h dN_h + \int \Delta \Lambda_h d\Lambda_h \\ [M_h, M_{h'}] &= - \int \Delta \Lambda_h dM_{h'} - \int \Delta \Lambda_{h'} dM_h + \int \Delta \Lambda_h d\Lambda_{h'}\end{aligned}$$

where $\delta_{hh'}$ is the Kronecker delta function.

Lemma 30 (Integration-by-parts) Suppose that f is a càdlàg function of bounded variation on $I = (0, t]$ and $f(0) = 0$. Then

$$f^2(t) = 2 \int_{(0,t]} f(u-) f(du) + \sum_{u \leq t} f^2(\Delta u)$$

where the sum extends over the jumps of f .

Example 14 (Quadratic variation) If M is a local martingale, then we have $M^2(t) = Z_t + [M]_t$ where $Z_t = 2 \int_{(0,t]} M(u-) M(du)$ and $[M]_t$ is the quadratic variation process, i.e., $[M]_t = \sum_{u \leq t} M(\Delta u)^2$.

Proof We prove the second part. Drop the subscript h , we have

$$\begin{aligned}(M(\Delta s))^2 &= (N(\Delta s) - \Lambda(\Delta s))^2 \\ &= (1 - 2\Lambda(\Delta s))M(\Delta s) + (1 - \Lambda(\Delta s))\Lambda(\Delta s)\end{aligned}$$

Hence, by integration-by-parts

$$M^2(t) = Z_t + [M]_t$$

where $Z_t = 2 \int_{(0,t]} M(u-) dM(u)$ and

$$[M]_t = \int_{(0,t]} (1 - 2\Lambda(\Delta s))M(ds) + \int_{(0,t]} (1 - \Lambda(\Delta s))\Lambda(ds).$$

The first term of $[M]_t$ is a mean zero martingale:

$$\mathbb{E}((1 - 2\Lambda(\Delta t))M(dt) | \mathcal{F}_{t-}) = (1 - 2\Lambda(\Delta t))\mathbb{E}(M(dt) | \mathcal{F}_{t-}) = 0$$

Hence, by the uniqueness of Doob-Meyer, the compensator (predictable variation) of M^2 is

$$\langle M \rangle(t) = \int_{(0,t]} (1 - \Lambda(\Delta s))\Lambda(ds)$$

The rest can also be verified by the property

$$[M_j, M_k] = \frac{1}{4} ([M_j + M_k](t) - [M_j - M_k](t)).$$

■

Theorem 31 (Doob-Meyer for stochastic integration) Let M_h and Λ_h be the local martingale and the compensator of N_h . If H_h 's are locally bounded predictable processes, then $\int H_h dM_h$ is a local square integrable martingale and

$$\begin{aligned} \left\langle \int H_h dM_h, \int H_{h'} dM_{h'} \right\rangle &= \int H_h H_{h'} d\langle M_h, M_{h'} \rangle \\ \left[\int H_h dM_h, \int H_{h'} dM_{h'} \right] &= \int H_h H_{h'} d\langle M_h, M_{h'} \rangle \end{aligned}$$

where $\langle \cdot, \cdot \rangle$ and $[\cdot, \cdot]$ are predictable and quadratic covariation processes.

5.1.4 THE INNOVATION THEOREM

Theorem 32 (The innovation theorem) Let \mathbb{F} and \mathbb{G} be two nested filtrations, i.e., $\mathcal{F}_t \subset \mathcal{G}_t$ for all t . Suppose the multivariate counting process \mathbf{N} is adapted to both filtrations and has intensity process λ w.r.t. \mathbb{G} . Then there exists an \mathcal{F}_t -predictable process γ such that

$$\gamma(t) = \mathbb{E}(\lambda(t) | \mathcal{F}_{t-})$$

If $\lambda(t)$ is also \mathcal{F}_t -predictable, then $\gamma(t) = \lambda(t)$.

Example 15 (Frailty model for clustered survival data) See example 2.3.4 in Martingalen and Scheike (2006).

Definition 33 (Independent censoring) Let $\mathcal{F}_t \subset \mathcal{G}_t, t \in [0, \tau]$ be two nested filtrations and $\{N(t) : t \in [0, \tau]\}$ be a univariate counting process adapted to both filtrations. We assume that

$$\mathbb{E}(dN(t) | \mathcal{F}_{t-}) = \lambda(t) dt,$$

i.e., the compensator of $N(t)$ w.r.t. the smaller filtration is $\int \lambda$. Then independent censoring assumes that

$$\mathbb{E}(dN(t) | \mathcal{F}_{t-}) = \mathbb{E}(dN(t) | \mathcal{G}_{t-}) = \lambda(t) dt.$$

The existence of the above equality is ensured by the innovation theorem.

Example 16 (Right-censored counting processes) Let X be a nonnegative random variable with hazard rate λ . Define

- the complete counting process $N(t) = \mathbb{I}(t \geq X)$;
- the risk process $Y(t) = \mathbb{I}(t \leq X)$ so that $Y(t)\lambda(t)$ is the compensator of $N(t)$ w.r.t. the self-exciting filtration;
- the observed counting process

$$N^c(t) = \int_0^t C(s) dN(s)$$

where $C(s) = \mathbb{I}(s \leq U) \in \mathcal{G}_t$ and U is the (right-)censoring variable;

- the self-exciting filtration $\mathcal{F}_t = \sigma(N(s), s \leq t)$, the observed (or right-censored) filtration $\mathcal{F}_t^c = \sigma(N^c(s), s \leq t)$ and the complete (or joint) filtration $\mathcal{G}_t = \sigma(N(s), C(s), s \leq t)$.

Under the independent censoring assumption, we have

$$\begin{aligned}
\mathbb{E}(dN^c(t)|\mathcal{F}_{t-}^c) &= \mathbb{E}(C(t)dN(t)|\mathcal{F}_{t-}^c) \\
&= \mathbb{E}(\mathbb{E}(C(t)dN(t)|\mathcal{G}_{t-})|\mathcal{F}_{t-}^c) \\
&= \mathbb{E}(C(t)\mathbb{E}(dN(t)|\mathcal{G}_{t-})|\mathcal{F}_{t-}^c) \\
&= \mathbb{E}(C(t)\mathbb{E}(dN(t)|\mathcal{F}_{t-})|\mathcal{F}_{t-}^c) \\
&= \mathbb{E}(C(t)Y(t)\lambda(t)|\mathcal{F}_{t-}^c) \\
&= \lambda(t)\mathbb{E}(\mathbb{I}(t \leq X \wedge U)|\mathcal{F}_{t-}^c) \\
&= \lambda(t)\mathbb{I}(t \leq X \wedge U) \\
&= C(t)Y(t)\lambda(t)
\end{aligned}$$

where the third, fourth equalities are due to the left-continuity of $C(t)$ and the independent censoring assumption.

5.2 Limit Theorems

5.2.1 REBOLLEDO'S MARTINGALE CENTRAL LIMIT THEOREM

Theorem 34 (Rebolledo's martingale central limit theorem) *Let $\{\mathbf{M}_t^{(n)} : t \in \mathcal{T}\}$ be a vector of k local square integrable martingales for each $n = 1, 2, \dots$. For $h = 1, \dots, k$, define*

$$M_{ch}^{(n)}(t) = \sum_{s \leq t} M_h^{(n)}(\Delta s) \mathbb{I}(|M_h^{(n)}(\Delta s)| > \epsilon)$$

where ϵ is positive. Next, let $\mathbf{M}^{(\infty)}$ be a continuous Gaussian vector martingale with $\langle \mathbf{M}^{(\infty)} \rangle = [\mathbf{M}^{(\infty)}] = \mathbf{V}$, a continuous deterministic $k \times k$ positive definite matrix-valued function on \mathcal{T} , with positive semidefinite increments, zero at zero. Assume the following conditions:

- $\langle \mathbf{M}^{(n)} \rangle \rightarrow_P \mathbf{V}(t)$ for all $t \in \mathcal{T}$ as $n \rightarrow \infty$
- $\langle M_{cl}^{(n)} \rangle \rightarrow_P 0$ for all $t \in \mathcal{T}, l$ and $\epsilon > 0$ as $n \rightarrow \infty$

Then

$$\mathbf{M}^{(n)} \rightarrow_d \mathbf{M}^{(\infty)} \text{ in } (D(\mathcal{T}))^k \text{ as } n \rightarrow \infty$$

and $\langle \mathbf{M}^{(n)} \rangle$ and $[\mathbf{M}^{(n)}]$ converge uniformly on compact subsets of \mathcal{T} , in probability, to \mathbf{V} .

5.2.2 GILL'S LEMMA

Lemma 35 (Gill, 1983) *Suppose $X^{(n)}(s) \rightarrow_p f(s)$ as $n \rightarrow \infty$ for all s and the deterministic function $f(s)$ is integrable over $[0, \tau]$. Furthermore, for all $\delta > 0$, there exists k_δ with $\int_0^\tau k_\delta > 0$ such that*

$$\liminf_n \mathbb{P}(|X^{(n)}(s)| \leq k_\delta(s) \text{ for all } s) \geq 1 - \delta$$

Then

$$\sup_t \left| \int_0^t X^{(n)}(s) ds - \int_0^t f(s) ds \right| \rightarrow_p 0$$

5.2.3 LENGART'S INEQUALITY

Lemma 36 (Lenglart's inequality) *Let M be a local square integrable martingale and τ be the endpoint of M , then we have*

$$\mathbb{P} \left(\sup_{\mathcal{T}} |M| > \eta \right) \leq \frac{\delta}{\eta^2} + \mathbb{P}(\langle M \rangle(\tau) > \delta)$$

for any positive η and δ .

5.2.4 THE FUNCTIONAL DELTA METHOD

Lemma 37 (The functional Δ -method) *Let T_n be a sequence of random elements of a Banach space B , $a_n \rightarrow \infty$ a real sequence such that $a_n(T_n - \theta) \rightarrow_d Z$ for some fixed $\theta \in B$ and a random element $Z \in B$. Suppose $\phi : B \rightarrow B'$ is Hadamard differentiable at θ . Then*

$$a_n(\phi(T_n) - \phi(\theta)) \rightarrow_d d\phi(\theta) \cdot Z$$

where $d\phi(\theta)$ is the derivative of ϕ at θ .

Proof By Dudley-Skorohod-Wichura's theorem, we can replace d with *a.s.*. That is, the set $A = \{\omega : \lim_{n \rightarrow \infty} a_n(T_n(\omega) - \theta) = Z(\omega)\}$ has probability 1. By Hadamard differentiability, we have $a_n(\phi(\theta + a_n^{-1}h_n(\omega)) - \phi(\theta)) \rightarrow d\phi(\theta)Z$ for any $\omega \in A$ where $h_n = a_n(T_n - \theta)$. ■

Example 17 (Product-Integration) *Let ϕ be defined by*

$$\phi(\mathbf{X}) = \prod (\mathbf{I} + d\mathbf{X})$$

and elements of \mathbf{X} are càdlàg and with total variation bounded by M . Then ϕ is Hadamard differentiable with derivative given by

$$(d\phi(\mathbf{X}) \cdot \mathbf{H}) = \int_{s \in [0, t]} \prod_{[0, s]} (\mathbf{I} + d\mathbf{X}) \mathbf{H}(ds) \prod_{(s, t]} (\mathbf{I} + d\mathbf{X})$$

where the last integral is defined by application (twice) of the integration by parts formula. In practice, \mathbf{X} may correspond to the Nelson-Aalen estimator and $\phi(\cdot)$ is the Kaplan-Meier estimator so that functional delta-method applies.

5.3 Product Integral and Markov Processes

Definition 38 (Product integral) *Let $\mathbf{X}(t), t \in \mathcal{T}$, be a $p \times p$ matrix of càdlàg functions of locally bounded variation. We define*

$$\mathbf{Y} = \prod (\mathbf{I} + d\mathbf{X})$$

the product-integral of \mathbf{X} over intervals of the form $[0, t], t \in \mathcal{T}$, as the following $p \times p$ matrix function:

$$\mathbf{Y}(t) = \prod_{s \in [0, t]} (\mathbf{I} + \mathbf{X}(ds)) = \lim_{\max |t_i - t_{i-1}| \rightarrow 0} \prod (\mathbf{I} + \mathbf{X}_{t_i} - \mathbf{X}_{t_{i-1}})$$

where $0 = t_0 < t_1 < \dots < t_n = t$ is a partition of $[0, t]$ and the matrix product is taken from left to right.

Theorem 39 (Jacod, 1975 (Dabrowska, 2020)) *Let A be a càdlàg increasing function on $[0, \tau]$ where $0 < \tau \leq \infty$ such that $0 \leq A(\Delta u) < 1$ for $u < \tau$ and satisfying either*

$$A(\tau- < \infty), \quad A(\Delta \tau) = 1$$

or

$$A(\tau-) = \infty, \quad A(\Delta \tau) = 0.$$

Then $S(t) = \prod_{u \leq t} (1 - dA(u))$ is a survival function of a nonnegative random variable and

$$\tau = \inf\{t : S(t) = 0\}$$

is its upper support point.

Example 18 (Cox's lemma) *Let T be a nonnegative random variable and $S(t) = \mathbb{P}(T \geq t)$ be its survival function. Let $\Lambda(t), \Lambda(dt) = -S(dt)/S(t-), \Lambda(0) = 0$ be the associated cumulative hazard. Then we have*

$$S(t) = \prod_{s \leq t} (1 - \Lambda(ds)) = \prod_{s \leq t} (1 - \Lambda(\Delta s)) \exp(-\Lambda_c(t))$$

where Λ_c is the continuous part of Λ .

Theorem 40 (Duhamel's Equation) *Let $\mathbf{Y} = \prod (\mathbf{I} + d\mathbf{A})$ and $\mathbf{Z} = \prod (\mathbf{I} + d\mathbf{B})$. Then*

$$\mathbf{Y}(t) - \mathbf{Z}(t) = \int_{s \in [0, t]} \prod_{[0, s]} (\mathbf{I} + d\mathbf{A})(\mathbf{A}(ds) - \mathbf{B}(ds)) \prod_{(s, t]} (\mathbf{I} + d\mathbf{B}).$$

This equation is useful we are deriving properties of the Aalen-Johansen estimator.

5.3.1 MARKOV PROCESSES

Definition 41 (Intensity measure of a Markov processes) *Suppose the off-diagonal elements of the $p \times p$ matrix function \mathbf{A} are nondecreasing càdlàg functions, zero at zero, $A_{hh} = -\sum_{j \neq h} A_{hj}$ and $A_{hh}(\Delta t) \geq -1$ for all t . Then we say \mathbf{A} corresponds to a locally finite intensity measure of a Markov process on a time interval \mathcal{T} . The function A_{hj} is called the integrated intensity function for transitions from state h to state j , and A_{hh} is the negative integrated intensity function for transitions out of state h .*

5.3.2 A KEY THEOREM

Theorem 42 (Relation among PI, MP and CP) • *Let the matrix function \mathbf{A} correspond to an intensity measure. Define*

$$\mathbf{P}(s, t) = \prod_{(s, t]} (\mathbf{I} + d\mathbf{A}), \quad s \leq t; s, t, \in \mathcal{T}.$$

Then \mathbf{P} is the transition matrix of a Markov process $\{X(t) : t \in \mathcal{T}\}$ with state space $\{1, 2, \dots, p\}$ and intensity measure \mathbf{A} .

- *Given that $X(t_0) = h$, then it remains in h for a length of time with integrated hazard function*

$$-(A_{hh}(t) - A_{hh}(t_0)), \quad t_0 \leq t \leq \inf\{u \geq t_0 : A_{hh}(\Delta u) = -1\}.$$

Given that X jumps out of state h at time t , it jumps into $j \neq h$ with probability $-(dA_{hj}/dA_{hh})(t)$.

- *Let $\mathcal{F}_t = \sigma\{X(s) : s \leq t\}$ and define*

$$\begin{aligned} Y_h(t) &= \mathbb{I}(X(t-) = h) \\ N_{hj}(t) &= \#\{s \leq t : X(s-) = h, X(s) = j\}, \quad h \neq j \end{aligned}$$

Then $\mathbf{N} = (N_{hj, h \neq j})$ is a multivariate counting process and its compensator with respect to $(\mathcal{F}_t) = (\sigma(X(0)) \vee \mathcal{N}_t)$ has components

$$\Lambda_{hj}(t) = \int_0^t Y_h(s) A_{hj}(ds)$$

and equivalently, the processes $M_{hj} = N_{hj} - \Lambda_{hj}$ are martingales.

5.4 Jacod's Formula for Likelihood Ratios

Theorem 43 (Jacod's Formula for the Likelihood Ratio) *Suppose \mathcal{P} and \mathcal{Q} are two probability measures on a filtered probability space $\{\mathcal{F}_t = \mathcal{F}_0 \vee \sigma\{\mathbf{N}(s) : s \leq t\} : t \geq 0\}$ under which \mathbf{N} has compensators $\mathbf{\Lambda}$ and $\mathbf{\Gamma}$, respectively. Suppose $\mathcal{Q} \ll \mathcal{P}$ and both compensators are absolutely continuous with intensity process λ and γ , then*

$$\frac{d\mathcal{Q}}{d\mathcal{P}} = \frac{d\mathcal{Q}}{d\mathcal{P}} \Big|_{\mathcal{F}_0} \frac{\prod_{h,t} \gamma_h(t)^{N_h(\Delta t)} \exp(-\Gamma(\tau))}{\prod_{h,t} \lambda_h(t)^{N_h(\Delta t)} \exp(-\Lambda(\tau))}$$

where τ , as usual, is the terminal time point and $\Gamma = \sum_h \Gamma_h$ and $\Lambda = \sum_h \Lambda_h$ are the aggregated cumulative intensities.

5.4.1 PARTIAL LIKELIHOOD

Example 19 (Partial Likelihood) *The right censored counting process $\mathbf{N}^c = (N_{hi}^c)$ of \mathbf{N} is given by $N_{hi}^c = \int_0^t C_i(s) dN_{hi}(s)$ where $C_i(s) = \mathbb{I}(s \leq U_i)$ and U_i is the random censoring*

time. In the noninformative right-censoring setting, the partial likelihood $L^c(\theta)$ for θ based on the observed counting process is

$$L^c(\theta) = \prod_t \left\{ \prod_{i,h} d\Lambda_{hi}^c(t, \theta)^{\Delta N_{hi}^c(t)} (1 - d\Lambda_{hi}^c(t, \theta))^{1 - \Delta N_{hi}^c(t)} \right\} \\ \propto \prod_t \prod_{i,h} \lambda_{hi}^c(t, \theta)^{\Delta N_{hi}^c(t)} \exp \left(- \int_0^\tau \sum_{h,i} \lambda_{hi}^c(t, \theta) dt \right)$$

References

- P. K. Andersen and R. D. Gill. Cox's regression model for counting processes: a large sample study. *The annals of statistics*, pages 1100–1120, 1982.
- P. K. Andersen, O. Borgan, R. D. Gill, and N. Keiding. *Statistical Models Based on Counting Processes*. Springer, 1993.
- C. Anderson-Bergman. An efficient implementation of the emicm algorithm for the interval censored npml. *Journal of Computational and Graphical Statistics*, 26(2):463–467, 2017.
- J. Buckley and I. James. Linear regression with censored data. *Biometrika*, 66(3):429–436, 1979.
- R. J. Cook and J. F. Lawless. *Multistate models for the analysis of life history data*. Chapman and Hall/CRC, 2018.
- R. J. Cook, J. F. Lawless, et al. *The statistical analysis of recurrent events*. Springer, 2007.
- D. M. Dabrowska. Kaplan-meier estimate on the plane. *The Annals of Statistics*, pages 1475–1489, 1988.
- D. M. Dabrowska. Smoothed cox regression. *The Annals of Statistics*, pages 1510–1540, 1997.
- D. M. Dabrowska. Estimation in a semi-markov transformation model. *The International Journal of Biostatistics*, 8(1), 2012.
- D. M. Dabrowska. *Stochastic Processes*, volume 1. Lecture Notes at UCLA, 2020.
- D. M. Dabrowska, K. A. Doksum, and J.-K. Song. Graphical comparison of cumulative hazards for two populations. *Biometrika*, 76(4):763–773, 1989.
- D. M. Dabrowska, G.-W. Sun, and M. M. Horowitz. Cox regression in a markov renewal model: an application to the analysis of bone marrow transplant data. *Journal of the American Statistical Association*, 89(427):867–877, 1994.
- V. der Vaart and J. Wellner. *Weak convergence and empirical processes: with applications to statistics*. Springer Science & Business Media, 2013.

- T. R. Fleming and D. P. Harrington. *Counting processes and survival analysis*. John Wiley & Sons, 1991.
- R. Gentleman and C. J. Geyer. Maximum likelihood for interval censored data: Consistency and computation. *Biometrika*, 81(3):618–623, 1994.
- D. B. HNING, P. Schlattmann, and E. Dietz. Interval censored data: A note on the non-parametric maximum likelihood estimator of the distribution function. *Biometrika*, 83(2):462–466, 1996.
- E. L. Kaplan and P. Meier. Nonparametric estimation from incomplete observations. *Journal of the American statistical association*, 53(282):457–481, 1958.
- J. P. Klein and M. L. Moeschberger. *Survival analysis: techniques for censored and truncated data*, volume 1230. Springer, 2003.
- G. Li. *Survival Analysis*, volume 1. Lecture Notes at UCLA, 2021.
- G. Li and X. Lu. A bayesian approach for instrumental variable analysis with censored time-to-event outcome. *Statistics in medicine*, 34(4):664–684, 2015.
- X. Lu. *Bayesian Approaches for Instrumental Variable Analysis with Censored Time-to-Event Outcome*, volume 1. UCLA Biostat PhD Dissertation, 2014.
- T. Martinussen and T. H. Scheike. *Dynamic regression models for survival data*, volume 1. Springer, 2006.
- T. Martinussen and S. Vansteelandt. Instrumental variables estimation with competing risk data. *Biostatistics*, 21(1):158–171, 2020.
- T. Martinussen, S. Vansteelandt, E. J. Tchetgen Tchetgen, and D. M. Zucker. Instrumental variables estimation of exposure effects on a time-to-event endpoint using structural cumulative survival models. *Biometrics*, 73(4):1140–1149, 2017.
- T. Martinussen, D. Nørbo Sørensen, and S. Vansteelandt. Instrumental variables estimation under a structural cox model. *Biostatistics*, 20(1):65–79, 2019.
- R. Peto and J. Peto. Asymptotically efficient rank invariant test procedures. *Journal of the Royal Statistical Society: Series A (General)*, 135(2):185–198, 1972.
- G. Salinas-Escudero, M. F. Carrillo-Vega, V. Granados-García, S. Martínez-Valverde, F. Toledano-Toledano, and J. Garduño-Espinosa. A survival analysis of covid-19 in the mexican population. *BMC public health*, 20(1):1–8, 2020.
- T. H. Scheike and M.-J. Zhang. An additive–multiplicative cox–aalen regression model. *Scandinavian Journal of Statistics*, 29(1):75–88, 2002.
- G. R. Shorack and J. A. Wellner. *Empirical processes with applications to statistics*. SIAM, 2009.

- G.-W. Sun. *Markov renewal proportional hazards model for longitudinal survival data*. University of California, Los Angeles, 1992.
- J. Sun. *The statistical analysis of interval-censored failure time data*, volume 3. Springer, 2006.
- T. J. VanderWeele, E. J. T. Tchetgen, M. Cornelis, and P. Kraft. Methodological challenges in mendelian randomization. *Epidemiology (Cambridge, Mass.)*, 25(3):427, 2014.
- X.-S. Yang. Bat algorithm: literature review and applications. *arXiv preprint arXiv:1308.3900*, 2013.
- C. Zheng, R. Dai, P. N. Hari, and M.-J. Zhang. Instrumental variable with competing risk model. *Statistics in medicine*, 36(8):1240–1255, 2017.