

FAQS: Communication-efficient Federate DNN Architecture and Quantization Co-Search for personalized Hardware-aware Preferences

Hongjiang Chen¹, Yang Wang¹, Leibo Liu¹, Shaojun Wei¹, Shouyi Yin¹

¹The School of Integrated Circuits, Tsinghua University, Beijing 100084, China.

Abstract—Due to user privacy and regulatory restrictions, federate learning (FL) is proposed as a distributed learning framework for training deep neural networks (DNN) on decentralized data clients. Recent advancements in FL have applied Neural Architecture Search (NAS) to replace the predefined one-size-fit-all DNN model, which is not optimal for all tasks of various data distributions, with searchable DNN architectures. However, previous methods suffer from expensive communication cost rased by frequent large model parameters transmission between the server and clients. Such difficulty is further amplified when combining NAS algorithms, which commonly require prohibitive computation and enormous model storage. Towards this end, we propose FAQS, an efficient personalized FL-NAS-Quantization framework to reduce the communication cost with three features: weight-sharing super kernels, bit-sharing quantization and masked transmission. FAQS has an affordable search time and demands very limited size of transmitted messages at each round. By setting different personalized pareto function loss on local clients, FAQS can yield heterogeneous hardware-aware models for various user preferences. Experimental results show that FAQS achieves average reduction of 1.58x in communication bandwidth per round compared with normal FL framework and 4.51x compared with FL+NAS framework.

Index Terms—Federate Learning, Neural Architecture Search, Quantization, Communication-efficiency

I. INTRODUCTION

Federated Learning (FL) is a promising distributed training approach for deep neural networks (DNN) when processing decentralized data due to user privacy and regulatory restrictions [1]. It allows multiple data client to collaboratively train a global predefined model by exchanging intermediate parameters (e.g. the weights and biases) while keeping the raw local data samples private. As such, FL has been extensively applied in various challenging machine learning tasks such as data mining, computer vision and natural language processing. Despite its widespread superiority, one major challenge involved in FL is data heterogeneity, which means that the data distributions across clients are not identically or independently (non-IID) in nature. As a result, it is difficult to manually design optimization schemes for pre-defined model architectures.

In order to relax this constraint, recent research have combined Neural Architecture Search (NAS) algorithm to automatically generate high performance models instead of exploiting pre-defined architectures [2]-[5]. As showed in

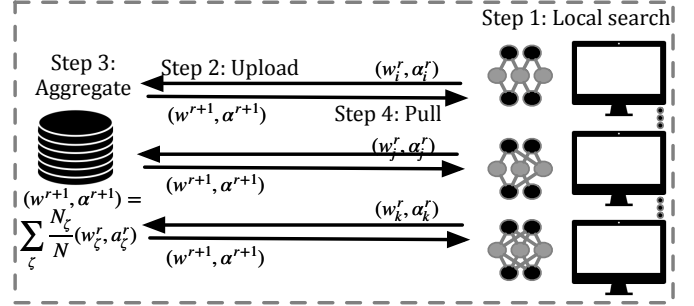


Fig. 1. Framework of a normal FLNAS method on each round.

Fig. 1, the common NAS-based FL framework [2] can be divided into 4 steps. First, a NAS agent is utilized as a client searcher to generate the network weights w_{ζ}^r and the neural architecture parameters α_{ζ}^r with several epochs of local training at round r . Second, every client node uploads w_{ζ}^r and α_{ζ}^r to the center server. Third, the server then aggregates all parameters to obtain a global version of w^{r+1} and α^{r+1} . At last, the clients pull the updated parameters for the following round of searching. However, there are two challenges in front of the current framework. First, the NAS algorithms conducted on local clients require prohibitive computation and enormous model storage, which makes the parameters transmission extremely expensive because attempting many rounds of training on edge devices results in a remarkably huge communication cost between the server and clients. Second, it still searches for a unified global model, which may not perform optimally on all local clients.

Based on the previous observations, we propose **FAQS**, an efficient personalized **FL-NAS-Quantization Co-Search** framework to reduce the communication cost in three dimensions. **First**, we adopt the single-path based NAS algorithm [12] as our searching agent featuring weight-sharing super kernel, which slims the redundant supernet to the similar size of a normal network. **Second**, the network parameters is further compressed with mixed-precision bit-sharing quantization, which is jointly conducted with neural architecture search to save extra search time expense. **Third**, only a part of the local network is transmitted using masked parameters when uploading or pulling to save considerable size of communications. All these factors contribute to a communication-efficient manner of generating personalized local models. In addition, FAQS can satisfy heterogeneous hardware-aware preferences

by setting various personalized pareto functions on different local clients.

Our contributions of this work can be concluded as follows:

- We propose a communication-efficient personalized FL-NAS-Quantization framework to reduce the transmission cost between the server and clients. This is the first work (to the best of our knowledge) to joint optimize NAS and Quantization policy in a FL framework.
- We diagnose and lift three techniques featuring **weight-sharing super kernel**, **bit-sharing quantization** and **masked transmission** to achieve average reduction of 1.58x in communication bandwidth per round compared with normal FL framework and 4.51x compared with FL+NAS framework.
- We demonstrate that FAQS can yield heterogeneous hardware-aware models for various user preferences by setting different personalized pareto functions on accuracy, latency and model size.

II. MOTIVATION

A. Differential Neural Architecture Search for FL

Great research interests have been raised in Neural Architecture Search for automatically generating high-performance DNNs without human bias. Current NAS algorithms is typically based on three methods: Reinforcement Learning (RL) [6]-[10], Evolutionary Algorithm (EA) [16], [17] and Gradient Differential supernet (GD) [11]-[15]. Both RL and EA require an enormous searching time to find the best operations due to ineffective search direction proposals. While GD-based methods dramatically decreases the search time by formulating a differentiable search space, which has obtained momentum in recent research of FL to search for efficient DNNs. Direct Federated NAS [3] utilizes DSNAS [21] with Fed averaging algorithm in search of a unified model. FedNAS [2] combines MileNAS [13] with Fed averaging algorithm to search for a global model. [22] explores the concept of differential privacy with DARTs [11] to analyze the trade-off between accuracy and privacy of a global model. However, all these models are faced with two challenges. First, prior research is based on a differentiable multi-path NAS algorithm which searches over a supernet that encompasses all candidate architecture paths. Although it reduces the total search epochs to acceptable quantity, the number of candidate paths grows exponentially w.r.t. the number of hyper-parameter types which makes the whole supernet overweighted. As a result, every client needs to transmit tremendous size of the local model to the center server on each round and thus leads to huge communication cost. Second, existing methods converge on a single unified model's architecture and weight parameters. As a result, there can only be one predictive outcome which may not perform optimally on all local clients' tasks.

B. Joint optimization on quantization and NAS

In order to achieve higher energy efficiency with limited resource budget, DNNs must be carefully designed in two steps: the architecture design and quantization policy

choice. However, taking the two steps separately is time-consuming and leads to a sub-optimal final deployment [20]. Recent research have attempted joint optimization for both quantization and NAS. [20] utilizes a RL agent based on a multi-objective evolutionary search algorithm to search the models under the balance between model size and performance accuracy. [19] formulates the co-search problem by fusing DNN search variables and hardware implementation (quantization and other implementation) variables into one solution space, and maximize both algorithm accuracy and hardware implementation quality. [18] proposes a novel co-exploration framework which parameterizes the layer-wise quantization and searches these parameters jointly with the hyperparameters of the architecture. However, prior methods are lacking in searching efficiency. [18] and [20] simply wrap an outer loop of the original NAS framework to handle the quantization selection and [19] encompasses quantization policy as another multi-path dimension which increases both the time of search and the model size.

III. FAQS FRAMEWORK

In this section, we introduce our entire framework FAQS, an efficient personalized FL-NAS-Quantization Co-Search framework to reduce the communication cost between the server and clients. In the rest part of this section, we first introduce the problem definition including FAQS problem formulation and the communication cost. Next we lift and explain three key techniques used in our framework to reduce communication cost in different dimensions. Last, we give an overall explanation on FAQS algorithm.

A. Problem Definition

FAQS problem formulation: Mathematically, FAQS can be represented by the following optimization problem. In FAQS, the objective is to find a personalized model for each device i that performs well on the local data distribution (we assume each client has the same number of samples for simplicity):

$$\min_{\theta_1, \dots, \theta_k} G(\theta_1, \dots, \theta_k) = \frac{1}{k} \sum_{i=1}^k L_i(\theta_i, x_i, y_i) \quad (1)$$

$$L_i(\theta_i, x_i, y_i) = \alpha_i CE(\theta_i, x_i, y_i) + \beta_i Lat(\theta_i) + \gamma_i MS(\theta_i) \\ \alpha_i + \beta_i + \gamma_i = 1$$

Where k is the number of clients and θ_i is the trainable parameters including weights w and architecture thresholds t . (x_i, y_i) represents local data of each client. L_i is the personalized loss function of $client_i$ with soften pareto coefficient [19] $(\alpha_i, \beta_i, \gamma_i)$ on accuracy (converged by cross-entropy loss), latency and model size. We utilize the differentiable Lat and MS loss used in [27], which regards the weighted sum of latency or model size on each type of block, as final Lat and MS result for end-to-end training.

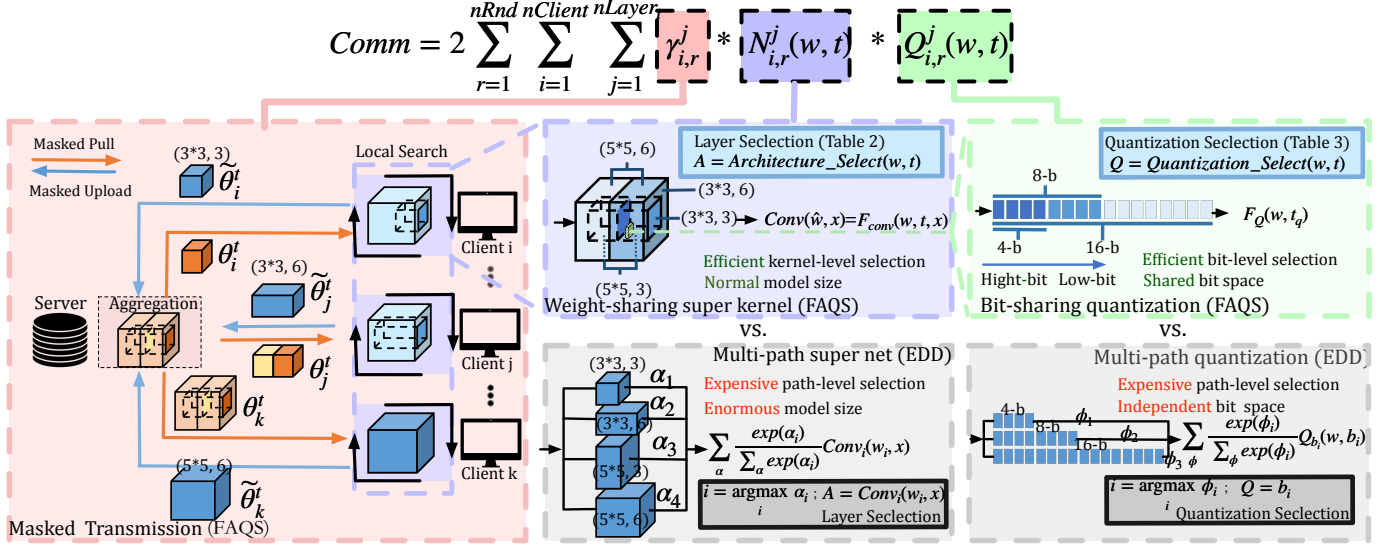


Fig. 2. FAQS framework: Masked transmission (left), Weight-sharing super kernel (top middle) and Bit-sharing quantization (top right). Comparison with EDD: Multi-path super net (bottom middle) and Multi-path quantization (bottom right).

Communication Cost: The total communication cost (bits) transmitted between the server and clients through all rounds in FAQS can be formulated as:

$$Comm = 2 \sum_{r=1}^{nRnd} \sum_{i=1}^{nClient} \sum_{j=1}^{nLayer_i} \gamma_{i,r}^j N_{i,r}^j(w, t) * Q_{i,r}^j(w, t) \quad (2)$$

Where $nRnd$ represents the total rounds of FL, $nClient$ is the number of clients involved in the collaborative training and $nLayer_i$ is the i_{th} client's total layer number. w and t are learnable weights and architecture parameters respectively. FAQS generates specific architectures based on thresholds t instead of the weighted path-level coefficient α used in multi-path [2]. $\gamma_{i,r}$ represents the proportion of the entire network parameters which are not masked during message transmission. $N_{i,r}^j(w, t)$ is the total number of parameters including weights (or gradients) and architecture parameters while $Q_{i,r}^j(w, t)$ represents the number of bits on $layer_j$ of $client_i$ in $round_r$. Since each round contains parameters pulling (from the server to clients) and uploading (from clients to the server), the communication cost is times by 2 for the final result. For a better understanding on previous parameters, we compare FAQS with FedAvg [26] and FedNAS+EDD [2], [19] (our implement of EDD with FedNAS) on each variable. As showed in Table I, we focus on a single multi-path MobileNetV2 block [23] which is the basic searchable unit in [2] and [19]. By adapting single-path weight-sharing super kernel and bit-sharing quantization, both the number of total parameters and the average quantization bits are reduced in FAQS. $\gamma_{i,r}^j$ represents the percentage of the parameters that are actually transmitted. FedAvg and FedNAS-EDD both transmit the entire network for a full training, while FAQS masks part of the network inspired by [25]. In other words, FAQS only transmit the crucial parts that affect the gradient aggregation

hence $\gamma_{i,r}^j$ can be decreased.

TABLE I
PARAMETERS COMPARISON ON DIFFERENT METHODS (EVALUATED WITH A SINGLE MBV2-LIKE SEARCHING BLOCK WITH 24 INPUT CHANNELS AND EXPAND RATIO={3, 6} ON THE SAME CLIENT)

Method	$\gamma_{i,r}^j$	$N_{i,r}^j(w, t)$	$Q_{i,r}^j(w, t)$	$Comm_{i,r}^j$ (KB)	Personalized
FedAvg(MBV2)	1	9k	32(float)	72	no
FedNAS+EDD	1	25k	28(quant)	175	yes
FAQS(ours)	0.51	9k	16(quant)	18.4	yes

B. Technique Details On Communication Reduce

As showed in Fig. 2, the framework of FAQS adapts three techniques to reduce diverse parameters in Eq. 2 for a communication-efficient manner of generating personalized local models including weight-sharing super kernel (top middle), bit-sharing quantization (top right) and masked transmission (left).

Weight-sharing super kernel: In this dimension, we reduce the total number of parameters $N_{i,r}(w, t)$ in Eq. 2 Compared with the famous differential multi-path NAS [11] (showed in Fig. 2 bottom middle), which constructs and directly trains an over-parameterized network named SuperNet containing all possible candidate paths. The key idea of single-path NAS is relaxing architecture decisions over a **weight-sharing over-parameterized kernel** called super kernel [12]. A super kernel is the max size of the potential kernel. For MobileNetV2, it is a 5×5 kernel with the expansion ratio of 6. As showed in Fig. 2 (top middle), we divide the whole kernel in several parts. For searching kernel size, choosing 3×3 or 5×5 is equivalent to whether we choose the subset of $w_{55 \setminus 33}$ or not. And for searching expand ratio and skip operation, it

is determined by if we choose to preserve the entire length, half length or zero of the kernel.

$$w_k = w_{33} + \sigma(id(w_{55\setminus 33}, t_{k,5})) * w_{55\setminus 33} \quad (3)$$

$$\hat{w} = \sigma(id(w_{k,3}, t_{e,3})) * (w_{k,6\setminus 3} + \sigma(id(w_{k,3}, t_{e,6})) * w_{k,6\setminus 3}) \quad (4)$$

Where w_{33} and $w_{55\setminus 33}$ represent weights of the 3×3 part and $5 \times 5 \setminus 3 \times 3$ part of the original super kernel. w_k is the kernel shape selection output. While $w_{k,3}$ and $w_{k,6\setminus 3}$ represent the first and the second half of the expanded super kernel. $t_{k,5}$, $t_{e,3}$ and $t_{e,6}$ are three thresholds fed on three $\sigma(\cdot)$ sigmoid functions to decide whether we choose the subset of $w_{55\setminus 33}$, the skip operation and the expand ratio of 3. The original problem is a hard-decision problem which can be softened by using these sigmoid functions. The $id(\cdot)$ function is used to calculate the indicator value as input of the sigmoid. We simply use the group Lasso term of the corresponding weight values and a threshold to make our decisions. For example, towards the following equation:

$$id(w_{55\setminus 33}, t_{k,5}) = \|w_{55\setminus 33}\|^2 - t_{k,5}$$

We can deduce from the $id(\cdot)$ result that if $id(\cdot)$ is much bigger than zero, then most variables in the $w_{55\setminus 33}$ are likely to have important values hence $\sigma(\cdot)$ is almost equal to 1. As a result w_k yield a complete w_{55} kernel size according to Eq. 2. By using this single-path NAS based on weight-sharing super kernels, the original redunt supernet in multi-path NAS can be slimmed to the similar size of a normal network, making the entire search agent light and efficient. The relationship between the block type and $id(\cdot)$ result is enumerated in Table II.

$$output = Conv(\hat{w}, x) = F_{conv}(w, t, x)$$

The final output of this layer can be calculated as a convolution on transformed weight \hat{w} and input x or as a general function F_{conv} on original weight w , architecture threshold t and x .

TABLE II
MAPPING FROM $id(\cdot)$ FUNCTIONS TO ARCHITECTURE BLOCK SELECTION
(+/- REPRESENT POSITIVE/NEGATIVE VALUES AND * REPRESENTS ANY VALUE)

$id(w_{k,3}, t_{e,3})$	$id(w_{k,3}, t_{e,6})$	$id(w_{55\setminus 33}, t_{k,5})$	$block(size, ratio)$
+	+	+	$5 * 5, 6$
+	+	-	$3 * 3, 6$
+	-	+	$5 * 5, 3$
+	-	-	$3 * 3, 3$
-	*	*	<i>skip</i>

Bit-sharing quantization: In this dimension, we focus on decreasing the average number of bits on all quantized variables $Q_{i,r}^j(w, t)$ in Eq. 2 when transmitting messages between the server and the clients. Quantization is a model compression method when deploying DNNs. We follow the widely used quantization aware training method [24], which uniformly round floating point values to the nearest integer point values based on the maximum and the minimum representative values. We formulate the quantization process as follows:

$$w^* = Norm^{-1}(R(Norm(w), b)) = Q(w, b) \quad (5)$$

Where (w, w^*) is the weight vector of the real value and the approximate quantization value, and b is the bit number. $Norm(w) = \frac{w - w_{min}}{w_{max} - w_{min}}$ is a linear scaling function which normalizes the values of the vectors into $[0, 1]$ and $Norm^{-1}$ is the inversed function. In particular, $Q(\cdot)$ is the quantization function which takes in the normalized real value w and the bit number b and outputs the closest quantization value of the corresponding weight element. Different from the differential multi-path quantization policy in [19] that allocates independent bits for diverse quantization policy storage (Fig. 2 bottom right), FAQS stores **all quantization policies in shared space**. For example, for a $\{4, 8, 16\}$ bit search space, [19] takes $28(4 + 8 + 16)$ bits to store each potential quantization choice independently while FAQS only needs 16 fixed bits ($b=16$). As a result, 42% of model size can be saved on communications in FL. As showed in Fig. 2 (top right), instead of selecting quantization policy out of independent multi-path quantization policy, the basic idea of bit-sharing is similar to weight-sharing super kernels. For each layer, the quantization policy is decided by whether we choose to preserve the $5 \sim 8$ bits and the $9 \sim 16$ bits in a fixed 16-bit space or not.

$$\begin{aligned} w_q &= w_{1 \sim 4}^* + \sigma(id(w_{5 \sim 8}^*, t_{q,5 \sim 8})) \\ &\quad * (w_{9 \sim 16}^* + \sigma(id(w_{9 \sim 16}^*, t_{q,9 \sim 16})) * w_{9 \sim 16}^*) \quad (6) \\ &= f(w^*, t_q) = f(Q(w, 16), t_q) = F_Q(w, t_q) \end{aligned}$$

Where $w_{i \sim j}^*$ is the i_{th} to j_{th} bits of the approximate quantization value in Eq. 5 (left to right: high bit to low bit). Similarly, $t_{q,5 \sim 8}$ and $t_{q,9 \sim 16}$ are two thresholds as inputs for respective $\sigma(\cdot)$ functions to determine whether we preserve the $5 \sim 8$ bits and the $9 \sim 16$ bits. Similar to the former weight-sharing super kernels, towards the following $id(\cdot)$ function:

$$id(w_{5 \sim 8}^*, t_{q,5 \sim 8}) = \|w_{5 \sim 8}^*\|^2 - t_{q,5 \sim 8}$$

If $\|w_{5 \sim 8}^*\|^2$ is much bigger than the threshold $t_{q,5 \sim 8}$, most weights' $5 \sim 8$ bits are non-zeros. As a result, an 8-bit(at least) quantization policy is needed for the fine-grained weight distribution. In contrast, when most $5 \sim 8$ bits are zeros, we can approximately regard the original 16-bit weight as a 4-bit ($1 \sim 4$ bits) manner. The relationship between quantization policy and $id(\cdot)$ result is enumerated in Table III.

TABLE III
MAPPING FROM $id(\cdot)$ FUNCTIONS TO QUANTIZATION BITS CHOICE (+/- REPRESENT POSITIVE/NEGATIVE VALUES AND * REPRESENTS ANY VALUE)

$id(w_{5 \sim 8}^*, t_{q,5 \sim 8})$	$id(w_{9 \sim 16}^*, t_{q,9 \sim 16})$	Quantization(bit)
+	+	16
+	-	8
-	*	4

Masked transmission: In this part, we seek the opportunity to reduce the valid proportion $\gamma_{i,r}^j$ of network parameters transmission in Eq. 2. Inspired from FedMask [25] which masks unimportant channels and only aggregates the overlapped weights, the basic idea behind masked transmission is similar: we only **transmit the important parts of kernels** generated by local search agents. For example, as showed in

Algorithm 1 FAQS

Input: local searching epochs E ; learning rounds T ; clients number K ; local training set D_i^{train} and personalized pareto coefficients $(\alpha_i, \beta_i, \gamma_i)$ for each client i .

Output: Local model P_i with architecture A_i , quantization Q_i and Weight W_i

Main_Function :

$\theta_i^0 \leftarrow \text{Initialize_Parameter}$

For $t = 1, 2..T$ **Do**

For $i = 1, 2..K$ **in parallel Do**

$\tilde{\theta}_i^t \leftarrow \text{Local_Search}(\theta_i^{t-1}, D_i^{train}, \alpha_i, \beta_i, \gamma_i)$

$(\theta_1^t, \dots, \theta_K^t) \leftarrow \text{Aggregation\&Masked_Pull}(\tilde{\theta}_1^t, \dots, \tilde{\theta}_K^t)$

For $i = 1, 2..K$ **in parallel Do**

$P_i \leftarrow \text{Local_Finetune}(\theta_i^T, D_i^{train})$

Local_Search($\theta, D^{train}, \alpha, \beta, \gamma$) :

$w, t \leftarrow \theta$

For $e = 1, 2..E$ **Do**

For $\text{batch}(x, y) \in D^{train}$ **Do**

$w_q \leftarrow \text{Bit_Sharing_Quantize}(w, t)$ (Eq. 6,7)

$\hat{w} \leftarrow \text{Weight_Sharing_Kernel}(w_q, t)$ (Eq. 4,5)

$w \leftarrow w - \eta_w \nabla_w L(\text{batch}(x, y), \alpha, \beta, \gamma, \hat{w})$

$t \leftarrow t - \eta_t \nabla_t L(\text{batch}(x, y), \alpha, \beta, \gamma, \hat{w})$

$\tilde{w} \leftarrow \text{Masked_Sample}(w)$ (Table II)

$\tilde{\theta} \leftarrow \tilde{w}, t$

Masked Upload $\tilde{\theta}$ **to server**

Local_Finetune(θ, D^{train}) :

$w, t \leftarrow \theta$

$\tilde{W} \leftarrow \text{Masked_Sample}(w)$ (Table II)

$A \leftarrow \text{Architecture_Select}(w, t)$ (Table II)

$Q \leftarrow \text{Quantization_Select}(w, t)$ (Table III)

$W \leftarrow \text{Train}(A, Q, \tilde{W}, D^{train})$

$P \leftarrow (A, Q, W)$

Return P

Fig. 2 (left): towards a particular layer in round r , masked transmission means that we do not pull or upload the entire MBV2 block with regressed values calculated by Eq. 3 and Eq. 4. Instead, discrete architectures are selected according to the mapping relationship in Table II. In this case, $client_i$, $client_j$ and $client_k$ select $(3 * 3, 3)$, $(3 * 3, 6)$ and $(5 * 5, 6)$ MBV2 blocks respectively. Where $(k * k, e)$ represents the MBV2 block shape with kernel size k and expand ratio e . Then FAQS only transmits the part of blocks with respective kernel shape and masks the other unimportant values. In this way, large amount of kernel weights can be left out and the valid proportion $\gamma_{i,r}^j$ of network parameters can be reduced to small numbers. When it comes to weights aggregation, only corresponding overlapped shape of kernels are calculated for aggregation. For example, the $(3 * 3, 3)$ part is shared among all these clients while the $(3 * 3, 6 \setminus 3)$ part accounts for $client_j$ and $client_k$. And the $(5 * 5 \setminus 3 * 3, 6)$ part only accounts for $client_k$. As a result, $(3 * 3, 3)$ is aggregated for all clients and the $(3 * 3, 6 \setminus 3)$ part is pulled for $client_j$ and $client_k$. while $(5 * 5 \setminus 3 * 3, 6)$ is monopolized by $client_k$. Since it is not

required to transmit the complete block for all clients on each round, $\gamma_{i,r}^j$ is greatly reduced for a communication-efficient FL framework.

C. Overall Algorithm

As showed in Algorithm 1, FAQS is generally a two-step algorithm. First, a two-depth nested loop is adapted to generate personalized local models with a communication-efficient manner. Second, after the final epoch of local search and server aggregation, each local model is discretely selected for finetuning to yield the final model P_i with architecture A_i , quantization Q_i and Weight W_i . To be more specific, FAQS firstly initialize each client i with trainable parameters θ_i^0 including weights w_i^0 and architecture thresholds t_i^0 . For each round, every client conducts local joint search on neural architecture and quantization. The process of *Local_search* function is simple. The original kernel weights is firstly quantized in a fixed 16-bit format using Eq. 5 and Eq. 6. Then the output quantized weights is transformed into a regressed combination of different parts of kernels using Eq. 3 and Eq. 4 (denoted as \hat{w}). To this end, we regard \hat{w} as the direct form of kernel weights where $output = Conv(\hat{w}, x)$. The personalized batch loss is a function parameterized by \hat{w} and pareto coefficients $(\alpha_i, \beta_i, \gamma_i)$, where \hat{w} is parameterized by w and t . As a result, we can directly conduct mini-batch gradient descent on w and t . Afterwards, we discretely select the masked weight \tilde{w} of each layer according to Table II and transmitt them to the server for aggregation. When finishing the final round of local search, FAQS generates the architecture and quantization selection based on the current w and t according to Table II and Table III. The finetune checkpoint starts on the masked sample weight \tilde{W} and the final local model P_i is generated with architecture A_i , quantization Q_i and Weight W_i .

IV. EVALUATIONS

Experiments are conducted on the standard classification benchmark to evaluate our method. We implement FAQS for distributed computing with nine nodes each equipped with a GPU (NVIDIA Tesla V100). We set up our experiment in a cross-silo setting for simplicity with one node representing the server and eight nodes representing the clients.

A. Experimental Setup

Dataset preparation: We select CIFAR10 dataset on image classification task for a fair comparison, which is commonly used as a benchmark in FL and NAS [2], [19]. We generate non-IID data across clients by exploiting LDA distribution [2] with parameter ($\alpha=0.2$).

Search space: For neural architecture search space, our framework builds upon hierarchical MBV2-like search space used in [23], [12], [14], [19]. The main goal is to decide the type of mobile inverted bottleneck convolution. To be more specific, MBConv layer is decided by the kernel size of the depthwise convolution k and by the expansion ratio e . In particular, we consider layers with kernel sizes $(3, 5)$ and

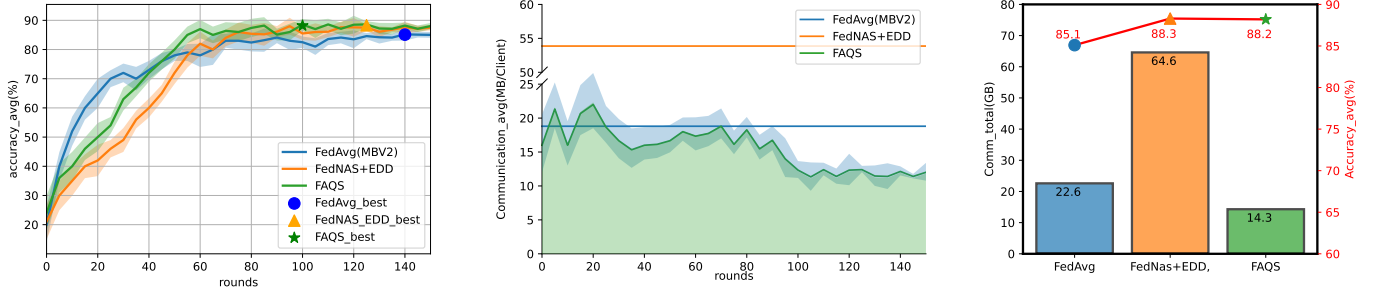


Fig. 3. Average accuracy (left) and average communication cost (middle) on each round; Communication and accuracy comparison (right) on FedAvg, FedNAS+EDD and FAQS.

TABLE IV
PERSONALIZED MODELS FOR DIFFERENT HARDWARE-AWARE PREFERENCES (R REPRESENTS THE DOWNSAMPLED LAYER)

Model	$L_1(R)$	L_2	L_3	L_4	$L_5(R)$	L_6	L_7	L_8	$L_9(R)$	L_{10}	L_{11}	L_{12}	$L_{13}(R)$	L_{14}	L_{15}	L_{16}	Acc(%)	Lat(ms)	MS(MB)
$FedAvg_{float}(MBV2)$	(3,6)	(3,6)	(3,6)	(3,6)	(3,6)	(3,6)	(3,6)	(3,6)	(3,6)	(3,6)	(3,6)	(3,6)	(3,6)	(3,6)	(3,6)	(3,6)	85.1	8.9	19.2
$FAQS_A(0.8, 0.1, 0.1)$	(k, e) q	(3,6)	(3,3)	(3,3)	(3,3)	(5,6)	(5,3)	(3,3)	(3,3)	(5,6)	(5,3)	(3,3)	(3,3)	(5,6)	(5,6)	(3,6)	88.2	8.6	15.1
$FAQS_B(0.4, 0.5, 0.1)$	(k, e) q	(5,6)	(5,3)	skip	skip	(5,6)	(5,6)	skip	skip	(5,6)	(5,6)	skip	skip	(5,6)	(5,6)	(5,6)	83.6	5.2	15.4
$FAQS_C(0.4, 0.1, 0.5)$	(k, e) q	(3,6)	(3,3)	(3,3)	skip	(3,6)	(3,6)	skip	(3,3)	(3,6)	(3,3)	(3,3)	(3,3)	(3,6)	(3,6)	(3,6)	86.1	7.8	11.3

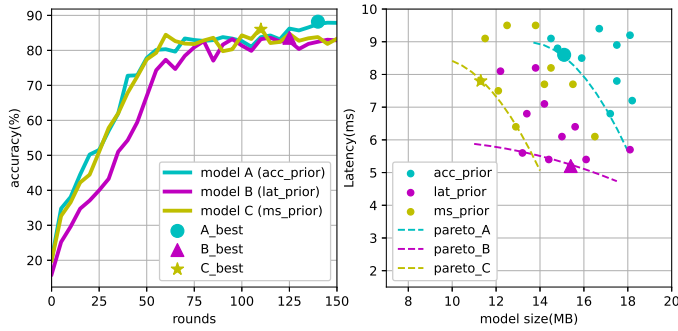


Fig. 4. Training accuracy curve (left) and Lat_{MS} scattering (right) for clients with Personal Hardware-aware Preferences.

expansion ratios of (3,6). The backbone has 4 blocks each block consists of 4 groups of a point-wise 1*1 convolution, a k*k depthwise convolution, and a linear 1*1 convolution. To reduce the complexity of the problem, we only quantize weights and assume each layer within a group share the same quantization policy. The choices of quantization are limited within (4, 8, 16) bits.

B. Training and Communication Efficiency

For a fair comparison with FedAvg and FedNAS+EDD, we first conduct simple experiments without hardware-aware preferences ($\alpha = 1$ and $\beta = \gamma = 0$) as FedAvg does not apply latency or model size analysis. As showed in Fig. 3 (left), FedAvg converges faster than FedNAS+EDD and FAQS due to no additional trainable architecture parameters. While both FedNAS+EDD and FAQS outperform FedAvg in final top 1 accuracy (88.3 88.2 and 85.1) with enough training rounds (~100 rounds). Meanwhile, FAQS demands less afford-

able search time than FedNAS+EDD due to the efficiency of weight-sharing super kernels and bit-sharing quantization. By plotting the average communication bits of FAQS curve on each round showed in Fig. 3 (middle), the total communication cost can be calculated on the area under the curves. As showed in Fig. 3 (right), FAQS achieves average reduction of 1.58x in communication bandwidth per round compared with normal FedAvg and 4.51x in total communication compared with FedNAS+EDD framework.

C. Personalized Hardware-aware Preferences

In order to demonstrate the ability of generating heterogeneous models for personalized hardware-aware preferences, we use 8 groups of pareto loss with various (α, β, γ) for each node. By running through 150 rounds of FAQS, we record the accuracy curves and the scatterings on three clients' latency and model size. Client A with (0.8,0.1,0.1) prefers accuracy much more than latency and model size, while client B with (0.4,0.5,0.1) and C with (0.4,0.1,0.5) are lat-prior and ms-prior respectively. As showed in Fig. 4 (left), the model searched in node A outperforms B and C in accuracy. While both B and C yield high-performance models very near to corresponding Pareto boundaries showed in Fig. 4 (right). The searched architectures and quantization policies are detailed in Table VI along with their performance and hardware-aware parameters. We give a brief analysis on the searched architectures and quantization policies. As client A prefers accuracy much more than latency and model size, it tends to search for deep and wide architectures with long bit(16-b) quantizations. Latency is the main optimizing component for Client B. As a result, it prefers wide but shallow architectures as the GPU device is good at performing parallel computings.

Preserving large kernels can make up for the accuracy loss introduced by shallow architectures. For the ms-prior client C , many layers adapt narrow and shallow block types to reduce model size. We have similar findings in [14] that both lat-prior and ms-prior models have quite shallow layers but long quantization bit length in early stage, because features of early stages are relatively small and need higher resolution. Besides, both of them prefer larger MBConv and longer quantization bit in downsampled layers to prevent severe accuracy loss.

V. CONCLUSION

In this paper, we have presented FAQS, the first joint neural architecture and quantization optimization framework in federate learning. FAQS reduces the communication cost by utilizing weight-sharing super kernels, bit-sharing quantization and masked transmission. Moreover, FAQS can yield heterogeneous hardware-aware models for various user preferences by setting different personalized pareto functions on accuracy, latency and model size. Our evaluation shows that FAQS can achieve average reduction of 1.58x in communication bandwidth per round compared with normal FL framework and 4.51x compared with FL+NAS framework.

REFERENCES

- [1] McMahan, Brendan, et al. "Communication-efficient learning of deep networks from decentralized data." *Artificial intelligence and statistics*. PMLR, 2017.
- [2] Chaoyang He, Murali Annavaram, and Salman Avestimehr. "Fednas: Federated deep learning via neural architecture search." *arXiv e-prints*, pages arXiv-2004, 2020. 2
- [3] Garg, Anubhav, Amit Kumar Saha, and Debo Dutta. "Direct federated neural architecture search." *arXiv preprint arXiv:2010.06223* (2020).
- [4] Zhu, Hangyu, and Yaochu Jin. "Real-time federated evolutionary neural architecture search." *IEEE Transactions on Evolutionary Computation* 26.2 (2021): 364-378.
- [5] Singh, Ishika, et al. "Differentially-private federated neural architecture search." *arXiv preprint arXiv:2006.10559* (2020).
- [6] Zoph, Barret, and Quoc V. Le. "Neural architecture search with reinforcement learning." *arXiv preprint arXiv:1611.01578* (2016).
- [7] Zoph, Barret, et al. "Learning transferable architectures for scalable image recognition." *Proceedings of the IEEE conference on computer vision and pattern recognition*. 2018.
- [8] Baker, Bowen, et al. "Designing neural network architectures using reinforcement learning." *arXiv preprint arXiv:1611.02167* (2016).
- [9] Zhong, Zhao, et al. "Blockqnn: Efficient block-wise neural network architecture generation." *IEEE transactions on pattern analysis and machine intelligence* 43.7 (2020): 2314-2328.
- [10] Pham, Hieu, et al. "Efficient neural architecture search via parameters sharing." *International conference on machine learning*. PMLR, 2018.
- [11] Liu, Hanxiao, Karen Simonyan, and Yiming Yang. "Darts: Differentiable architecture search." *arXiv preprint arXiv:1806.09055* (2018).
- [12] Stamoulis, Dimitrios, et al. "Single-path nas: Designing hardware-efficient convnets in less than 4 hours." *Joint European Conference on Machine Learning and Knowledge Discovery in Databases*. Springer, Cham, 2019.
- [13] He, Chaoyang, et al. "Milenas: Efficient neural architecture search via mixed-level reformulation." *Proceedings of the IEEE/CVF Conference on Computer Vision and Pattern Recognition*. 2020.
- [14] Cai, Han, Ligeng Zhu, and Song Han. "Proxylessnas: Direct neural architecture search on target task and hardware." *arXiv preprint arXiv:1812.00332* (2018).
- [15] Dong, Xuanyi, and Yi Yang. "Searching for a robust neural architecture in four gpu hours." *Proceedings of the IEEE/CVF Conference on Computer Vision and Pattern Recognition*. 2019.
- [16] Xie, Lingxi, and Alan Yuille. "Genetic cnn." *Proceedings of the IEEE international conference on computer vision*. 2017.
- [17] Chen, Yukang, et al. "Renas: Reinforced evolutionary neural architecture search." *Proceedings of the IEEE/CVF Conference on Computer Vision and Pattern Recognition*. 2019.
- [18] Lu, Qing, et al. "On neural architecture search for resource-constrained hardware platforms." *arXiv preprint arXiv:1911.00105* (2019).
- [19] Li, Yuhong, et al. "Edd: Efficient differentiable dnn architecture and implementation co-search for embedded ai solutions." *2020 57th ACM/IEEE Design Automation Conference (DAC)*. IEEE, 2020.
- [20] Chen, Yukang, et al. "Joint neural architecture search and quantization." *arXiv preprint arXiv:1811.09426* (2018).
- [21] Hu, Shoukang, et al. "Dsnas: Direct neural architecture search without parameter retraining." *Proceedings of the IEEE/CVF Conference on Computer Vision and Pattern Recognition*. 2020.
- [22] Singh, Ishika, et al. "Differentially-private federated neural architecture search." *arXiv preprint arXiv:2006.10559* (2020).
- [23] Sandler, Mark, et al. "Mobilenetv2: Inverted residuals and linear bottlenecks." *Proceedings of the IEEE conference on computer vision and pattern recognition*. 2018.
- [24] Jacob, Benoit, et al. "Quantization and training of neural networks for efficient integer-arithmetic-only inference." *Proceedings of the IEEE conference on computer vision and pattern recognition*. 2018.
- [25] Li, Ang, et al. "Fedmask: Joint computation and communication-efficient personalized federated learning via heterogeneous masking." *Proceedings of the 19th ACM Conference on Embedded Networked Sensor Systems*. 2021.
- [26] McMahan, Brendan, et al. "Communication-efficient learning of deep networks from decentralized data." *Artificial intelligence and statistics*. PMLR, 2017.
- [27] Wu, Bichen, et al. "Fbnet: Hardware-aware efficient convnet design via differentiable neural architecture search." *Proceedings of the IEEE/CVF Conference on Computer Vision and Pattern Recognition*. 2019.