

Implicit Graphon Neural Representation

Xinyue Xia*

Gal Mishne*

Yusu Wang*

*Halicioğlu Data Science Institute, University of California San Diego

Abstract

Graphons are general and powerful models for generating graphs of varying size. In this paper, we propose to directly model graphons using neural networks, obtaining Implicit Graphon Neural Representation (IGNR). Existing work in modeling and reconstructing graphons often approximates a target graphon by a fixed resolution piece-wise constant representation. Our IGNR has the benefit that it can represent graphons up to arbitrary resolutions, and enables natural and efficient generation of arbitrary sized graphs with desired structure once the model is learned. Furthermore, we allow the input graph data to be unaligned and have different sizes by leveraging the Gromov-Wasserstein distance. We first demonstrate the effectiveness of our model by showing its superior performance on a graphon learning task. We then propose an extension of IGNR that can be incorporated into an auto-encoder framework, and demonstrate its good performance under a more general setting of graphon learning. We also show that our model is suitable for graph representation learning and graph generation.

1 INTRODUCTION

Graphs are ubiquitous in real life, from physical and chemical interactions to brain and social networks. Learning on graph data and developing statistical models for graphs have been of long-standing interest [Goldenberg et al., 2010, Newman, 2018]. Classical statistical models for graph data mostly belong to parametric families, such as the stochastic block model [Nowicki and Snijders, 2001], the exponential random graph model [Hunter and Handcock, 2006], the mixed membership model [Airoldi et al., 2008]

and many others [Erdős et al., 1960, Hoff et al., 2002, Soufiani and Airoldi, 2012]. However, because these models are designed to characterize a very particular type of graphs, their modeling capacity becomes limited when dealing with more complex and diverse graphs.

The *graphon* [Lovász, 2012, Diaconis and Janson, 2007] has emerged as a non-parametric, statistical model for graphs, and its modeling capacity greatly exceeds the aforementioned parametric graph models. Graphons have recently garnered increasing interest in statistical and machine learning [Eldridge et al., 2016, Ruiz et al., 2020, Ruiz et al., 2021] with their two-fold theoretical interpretations. A graphon can either be interpreted as the limit object of a convergent sequence of graphs, or, pertinent to our present work, as a very general model for generating unweighted graphs. To be formally introduced in Section 2, any graphon can be represented as a symmetric, measurable 2D function $W : [0, 1]^2 \rightarrow [0, 1]$. Adopting the function representation of graphons, one interesting question that arises is how to model graphons and learn graphons from graph data.

Prior work has developed methods for learning graphons from data, e.g. matrix completion [Keshavan et al., 2010], stochastic block approximation [Airoldi et al., 2013], sorting-and-smoothing [Chan and Airoldi, 2014], universal singular value thresholding [Chatterjee, 2015], and Gromov-Wasserstein barycenters [Xu et al., 2019b]. However these methods suffer from two common limitations. The first limitation is that these methods model the target graphon as a “discrete” 2D step function of fixed resolution (i.e. a matrix), which substantially reduces the variety of graphon functions that can be nicely characterized. The second limitation is that these methods are designed to learn a single graphon from observed graphs. Real networks, however, may vary with time, space, or other general higher dimensional latent parameters. The existing methods are not applicable to the more complex and dynamic settings of graphon learning.

Present work. In this paper, we address the above limitations and present *Implicit Graphon Neural Representation* (IGNR), a graphon learning framework that can represent graphons up to arbitrary resolutions, and is applicable to

the more general settings of graphon learning. IGNR utilize a powerful and flexible tool, implicit neural representation [Sitzmann et al., 2020], to construct a novel model for graphons. Implicit neural representation refers to using neural networks to represent implicitly defined signals. It arises as an attractive paradigm because of its potential to model various complex signals, and its ability to re-sample the signal at arbitrary resolutions. Drawing inspiration from such a paradigm, we observe that we can treat graph data as signals sampled at different resolutions (giving rise to graphs of different sizes) from some graphons. In other words, we can consider graphons as functions defined implicitly through graph data, and thus model graphons with implicit neural representation. Such a neural representation for graphons resolves the first limitation mentioned previously, because a neural network can characterize a much broader family of functions than that of a fixed-resolution step function. The second limitation of learning graphons in more general settings can also be readily solved because given the graphon modeled as a neural network, we can easily incorporate a latent space into the model through an auto-encoder framework, and utilize the latent space to capture latent parameters that govern the changing graphons. To summarize, our contribution is two-fold:

- We propose IGNR, a novel framework for modeling and learning graphons that enables resolution-free representation of graphons. Extending IGNR, we further propose conditional-IGNR, which can be incorporated into an auto-encoder to solve more general graphon learning tasks.
- We validate the effectiveness of our framework by showing that it excels in both classical and more general settings of graphon learning. We also show that our framework produces meaningful graph embeddings and offers a convenient model for generating arbitrary sized graphs.

Related Work

Graphon Learning. Classical graphon learning methods [Airolidi et al., 2013, Chan and Airolidi, 2014, Keshavan et al., 2010, Chatterjee, 2015] often make an important assumption on the input graphs—these graphs need to be “well-aligned”, which means the correspondence between nodes should be given so that all input graphs can first be arranged into some common node ordering. If the node arrangements are not given, heuristics will be deployed, for example, by sorting the nodes with empirical degrees [Chan and Airolidi, 2014]. Such a pre-processing step may induce unwanted error due to undesired matching, for example, when the graph nodes cannot be arranged in some common ordering. The work of [Xu et al., 2021] bypasses the problem of node arrangements by employing the Gromov-Wasserstein

(GW) distance, which is permutation invariant to the node orderings of graphs. They use the GW barycenter of the input graphs as the estimate of the target graphon, but they still rely on a piece-wise constant approximation for the target graphon. The resolution of the barycenter is a parameter that needs to be manually set. Our work also leverages the GW distance by incorporating it as a reconstruction loss to train IGNR.

Gromov-Wasserstein (GW) Distance. Optimal Transport (OT) has been used by the machine learning community under various scenarios, including unsupervised learning [Arjovsky et al., 2017, Schmitz et al., 2018], classification [Frogner et al., 2015], natural language processing [Kusner et al., 2015], and many others. Traditional OT loss compares distributions belonging to the same space, and is not directly applicable to compare structured data like graphs. The GW distance proposed by [Mémoli, 2011] extends the original OT formulation and enables comparing distributions lying in different spaces. In particular, the comparison of the structural information between the different spaces is encoded in the OT problem. The GW distance has thus been leveraged in a sequence of following works as a distance between graphs with applications to computing graph barycenters [Peyré et al., 2016, Xu et al., 2021], graph node embedding [Xu et al., 2019b], graph partitioning [Xu et al., 2019a], linear and non-linear graph dictionary learning [Vincent-Cuaz et al., 2021, Xu, 2020], and supervised graph prediction [Brogat-Motte et al., 2022]. The works of [Vincent-Cuaz et al., 2021, Xu, 2020] are most relevant to us in the sense that they also utilize the GW distance as a reconstruction loss. However, they differ from our approach as their goal is to learn factorization models, whereas our goal is to learn a neural graphon representation. We note that in general, computing the GW distance is hard (in the discrete setting it is often modeled as a quadratic assignment problem). However, we will leverage recent advances in computational optimal transport and use fast iterative algorithms such as the conditional gradient algorithm [Titouan et al., 2019], and proximal gradient algorithm [Xu et al., 2019b] to efficiently compute a good solution.

2 BACKGROUND

Graphon. A graphon is a bounded, symmetric, and Lebesgue measurable function, denoted as $W : \Omega^2 \rightarrow [0, 1]$, where Ω is a probability space, equipped with probability measure μ . We follow the convention and set $\Omega = [0, 1]$, and μ as the uniform distribution on Ω . Intuitively, we can consider points on the unit line $v_i, v_j \in [0, 1]$ as nodes, and $W(v_i, v_j)$ as the edge weight connecting v_i and v_j . Given a graphon W , we can generate unweighted graphs of arbitrary sizes either in a stochastic or deterministic fashion. In the stochastic setting, we generate from

W a graph of size N (represented by the adjacency matrix $A = [a_{ij}] \in \{0, 1\}^{N \times N}$) by following the sampling process:

$$\begin{aligned} v_i &\sim \text{Uniform}([0, 1]), \forall i = 1, \dots, N, \\ a_{ij} &\sim \text{Bernoulli}(W(v_i, v_j)), \forall i, j = 1, \dots, N. \end{aligned} \quad (1)$$

For the deterministic setting, we simply replace the random sampling of nodes v_i with fixed grid (i.e. $v_i = \frac{i-1}{N}$). The graphon thus serves as a general and useful model to characterize and generate varying sized graphs. Moreover, the distribution on graphs defined by a graphon W is unchanged by relabeling of W 's nodes.

Implicit Neural Representation. Implicit neural representations (INRs) have gained recent attention in the computer vision community for their conceptually simple formulation and powerful ability to represent complex signals such as images, shapes, and videos [Chen and Zhang, 2019, Sitzmann et al., 2020, Genova et al., 2020, Park et al., 2019, Groueix et al., 2018, Mildenhall et al., 2021]. In the common INR setting, the observed data $\mathbf{o}_i \in \mathbb{R}^p$ are considered as discrete realisations $\mathbf{o}_i = f(\mathbf{x}_i)$ of some unknown signal $f : \mathcal{X} \rightarrow \mathcal{O}$ (with $\mathcal{X} \subseteq \mathbb{R}^d$ and $\mathcal{O} \subseteq \mathbb{R}^p$) sampled at coordinates $\mathbf{x}_i \in \mathcal{X}$ for $i = 1, \dots, n$. In the example of an image, \mathbf{o}_i represents the 3-dimensional RGB value at a single pixel coordinate $\mathbf{x}_i = (x_i, y_i)$. As such, the unknown function f is implicitly defined through \mathbf{x}_i 's and \mathbf{o}_i 's. In this case INR can be a neural network $f_\theta : \mathcal{X} \rightarrow \mathcal{O}$, typically a multi-layer perceptron (MLP) parameterized by θ , trained on the pairs $(\mathbf{x}_i, f(\mathbf{x}_i))$ to approximate f . Because f_θ is trained on the full continuous domain of \mathcal{X} , it is resolution free — at inference time, we can evaluate f_θ at arbitrary points in \mathcal{X} to approximate the signal value.

Gromov-Wasserstein Distance for graphs. Based on the concepts of optimal transport, [Mémoli, 2011] proposed the Gromov-Wasserstein (GW) distance for object matching. The GW distance operates on metric measure spaces and has the important property that it is invariant to isometries of the spaces that it compares. Therefore when applying the GW distance to graphs, it is permutation invariant to the node orderings of the graphs. Formally, consider two graphs $G_1 = (A_1, h_1)$ with N_1 nodes and $G_2 = (A_2, h_2)$ with N_2 nodes, where $A_i \in \mathbb{R}^{N_i \times N_i}$ is the (potentially weighted) adjacency matrix, and $h_i \in \Sigma_{N_i} := \{h \in \mathbb{R}_{N_i}^+ | \sum_j h[j] = 1\}$ is a histogram (i.e. probability distribution) on the N_i nodes signifying their relative importance (without prior knowledge, the uniform weight $h_i = \frac{1}{N_i} \mathbb{1}_{N_i}$ is taken). The 2-order squared GW distance $GW_2(G_1, G_2)$ between G_1 and G_2 is defined as:

$$\min_{T \in \mathcal{C}(h_1, h_2)} \sum_{i,k=1}^{N_1} \sum_{j,l=1}^{N_2} (A_1[i, k] - A_2[j, l])^2 T[i, j] T[k, l] \quad (2)$$

where $\mathcal{C}(h_1, h_2) := \{T \in \mathbb{R}^{N_1 \times N_2}, T \mathbb{1}_{N_2} = h_1, T^\top \mathbb{1}_{N_1} = h_2\}$ is the set of couplings between the two histograms. In the following, we assume the weights h_1 and h_2 are uniform in $GW_2(G_1, G_2)$. Note that in addition to the nice property of being permutation invariant, GW_2 is well defined to compare graphs with different number of nodes, and thus it is a natural and suitable loss for graph matching.

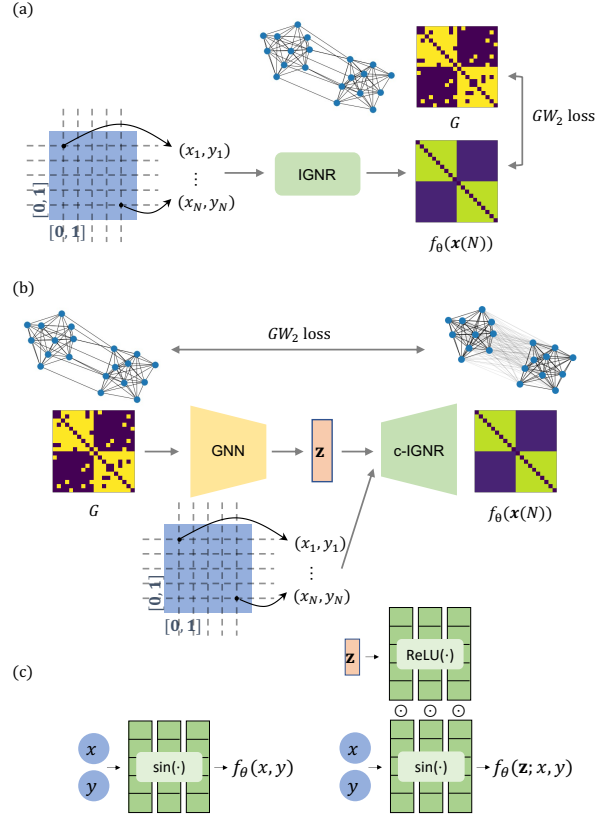


Figure 1: An illustration of the (a) IGNR and (b) c-IGNR within an AE framework for graphon learning (c) left: inner architecture of IGNR, right: inner architecture of c-IGNR.

3 Implicit Graphon Neural Representation (IGNR) and conditional-IGNR for graphon learning

In this paper, we propose to leverage implicit neural representations to learn and model graphons, which we will refer to as Implicit Graphon Neural Representation (IGNR). We first introduce the motivation for such a representation. In Section 3.2, we describe the detail of IGNR for learning a single graphon from graph data. Next in Section 3.3, we further propose a *conditional-IGNR* (c-IGNR) model to learn a parameterized family of graphons. We show how this allows us to develop an auto-encoder framework that can be potentially used for graph generative modeling and representation learning. Finally, we discuss how to train an

IGNR with the GW loss.

3.1 Motivation

One of our main motivations to model graphons with INRs is to obtain resolution-free representations for graphons. All existing methods for graphon learning boil down to using a two-dimensional step function (a matrix with fixed $K \times K$ resolution) to represent the graphon. Such step function representations of graphons are based on the weak regularity lemma of graphon [Frieze and Kannan, 1999]. To state the lemma, we first introduce the cut norm. Denote the space of all bounded symmetric measurable functions $\widetilde{W} : [0, 1]^2 \rightarrow \mathbb{R}$ by $\widetilde{\mathcal{W}}$, and the space of graphon by \mathcal{W} . For $\widetilde{W} \in \widetilde{\mathcal{W}}$, the cut norm is defined as $\|\widetilde{W}\|_{\square} = \sup_{S, T \subseteq [0, 1]} |\int_{S \times T} \widetilde{W}(x, y) dx dy|$, where the supremum is taken over all measurable subsets S and T of $[0, 1]$. Let $\mathcal{P} = (\mathcal{P}_1, \dots, \mathcal{P}_K)$ be a partition of $[0, 1]$ into $|\mathcal{P}| = K$ measurable subsets. We denote a step function $W_{\mathcal{P}} : [0, 1]^2 \rightarrow [0, 1]$ as $W_{\mathcal{P}}(x, y) = \sum_{k, k'=1}^K w_{kk'} \mathbb{1}_{\mathcal{P}_k \times \mathcal{P}_{k'}}(x, y)$, where $w_{kk'} \in [0, 1]$, and $\mathbb{1}_{\mathcal{P}_k \times \mathcal{P}_{k'}}$ is the indicator function that equals 1 if $(x, y) \in \mathcal{P}_k \times \mathcal{P}_{k'}$ and equals 0 otherwise. The weak regularity lemma for graphons states that every graphon can be approximated in the cut norm by a step function up to the resolution of the step function.

Theorem 1 (*Weak Regularity Lemma of graphon (Lovász, 2012)*). *For every graphon $W \in \mathcal{W}$ and $K \geq 1$, there is a step function $W_{\mathcal{P}}$ with resolution $|\mathcal{P}| = K$ such that*

$$\|W - W_{\mathcal{P}}\|_{\square} \leq \frac{2}{\sqrt{\log K}} \quad (3)$$

From the theorem, we can see that when using step functions to approximate graphons, the error in cut norm is inversely related to the resolution K , which in practice can be a small (~ 15) user defined value, as in [Xu et al., 2021]. Our motivation is that we want to avoid the resolution problem by using a neural network (INR), which is resolution-free, to model the graphon, instead of using matrices to model the step function approximation of the graphon. Thanks to the universal approximation theory [Hornik et al., 1989, Hornik, 1991], IGNR can approximate any graphon function with arbitrary precision, but without dependence on resolution parameters of any sort. To the best of our knowledge, we are the first to directly use neural networks to model graphons.

3.2 IGNR: learning single graphons

For the single graphon learning problem, we consider an unknown graphon $W \in \mathcal{W}$. Let $\{G_i\}_{i=1}^M$ be a set of graphs generated from W using the stochastic setting. We propose to learn W based on $\{G_i\}_{i=1}^M$ using a neural network

parameterized by θ :

$$f_{\theta} : \mathbb{R}^2 \rightarrow [0, 1], \quad (4)$$

where f_{θ} defines a continuous function from $[0, 1]^2$ to its output domain encoding edge probability. Note that although f_{θ} is defined on all of \mathbb{R}^2 , our domain of interest for it is on $[0, 1]^2$. We model f_{θ} using SIREN [Sitzmann et al., 2020], which is a MLP using sine activation and has shown good performance on image data. Concretely, f_{θ} is a composition of L hidden layers followed by an output layer with sigmoid activation:

$$\mathbf{h}_i = \sin(\mathbf{W}_i \mathbf{h}_{i-1} + \mathbf{b}_i), \text{ for } i = 1, \dots, L \quad (5)$$

$$h_{L+1} = \text{Sigmoid}(\mathbf{W}_{L+1} \mathbf{h}_L + \mathbf{b}_{L+1}) \quad (6)$$

with learnable weights $\theta = \{\mathbf{W}_i \in \mathbb{R}^{l_i \times l_{i-1}}, \mathbf{b}_i \in \mathbb{R}^{l_i}\}$. We set $\mathbf{h}_0 = \mathbf{x} \in [0, 1]^2$ as the input coordinates in $[0, 1]^2$.

Given an input graph G_i with N_i number of nodes, we can optimize θ by minimizing the reconstruction loss $\mathcal{L}(f_{\theta}(\mathbf{x}(N_i)), G_i)$, which is chosen as the squared GW distance (GW_2). By abuse of notation, here we treat \mathbf{x} as a coordinate sampling function that samples a grid of N_i by N_i coordinates in $[0, 1]^2$ given G_i . In other words, $f_{\theta}(\mathbf{x}(N_i))$ is a N_i by N_i weighted adjacency matrix, whose elements represent edge connection probabilities, and we want it to be close to the input graph. As a result, the squared GW distance $GW_2(f_{\theta}(\mathbf{x}(N_i)), G_i)$ can be evaluated between the edge probability matrix (learned and sampled by IGNR) and the input graph G_i (represented by its adjacency matrix A_i for computation). The final graphon learning problem for IGNR given a dataset of M graphs can be expressed as:

$$\min_{\theta} \frac{1}{M} \sum_{i=1}^M GW_2(f_{\theta}(\mathbf{x}(N_i)), G_i) \quad (7)$$

An illustration of the graphon learning framework is shown in Figure 1(a). Note that for simplicity, we select the coordinate sampling function such that $\mathbf{x}(N_i)$ samples a set of $N_i \times N_i$ regular-spaced coordinates in $[0, 1]^2$, namely, $\mathbf{x}(N_i) = \{\mathbf{x}_{p,q} = (x_p, y_q) | x_p = \frac{p-1}{N_i}, y_q = \frac{q-1}{N_i}, p = 1, \dots, N_i, q = 1, \dots, N_i\}$. We leave the selection of more complex sampling functions $\mathbf{x}(\cdot)$ for future work.

3.3 Conditional-IGNR (c-IGNR): learning parameterized family of graphons

Instead of learning a single unknown graphon, we now consider the more general setting of learning a family of unknown graphons $\{W_{\alpha}\}_{\alpha} \subset \mathcal{W}$ that are parameterized by some unknown parameter α . For example, when $\alpha \in [0, \infty)$, we can think of it as a time parameter, and W_{α} represents a generic dynamic graphon model. Let $\{G_i\}_{i=1}^M$ be a set of graphs generated from $\{W_{\alpha}\}_{\alpha}$ for different values of α . We hope to learn for each input graph its latent

representation and IGNR such that the latent space captures information of α , and the trained IGNR can generate graphs of different sizes with similar structure to the input graph. To this end, we propose to learn a c-IGNR, which defines a conditional mapping that outputs different IGNRs ($\mathbb{R}^2 \rightarrow [0, 1]$) conditioned on different latent vectors ($z \in \mathbb{R}^d$). Formally, c-IGNR defines the continuous mapping:

$$f_\theta : \mathbb{R}^d \times \mathbb{R}^2 \rightarrow [0, 1] \quad (8)$$

Again, f_θ is a neural network parameterized by θ , and d is the dimension of the latent space. Given the latent code $\mathbf{z}_i \in \mathbb{R}^d$ for G_i , $f_\theta(\mathbf{z}_i, \cdot)$ approximates a graphon that can generate G_i . There are several options to model c-IGNR, and we adopt the dual network architecture proposed by [Mehta et al., 2021], which was shown to be more suitable than conditioning-by-concatenation [Park et al., 2019] for sine activation, and more efficient than conditional hypernetworks [Ha et al., 2016, Sitzmann et al., 2020].

Concretely, c-IGNR is composed of a synthesis network and a modulation network. The synthesis network is like the ordinary IGNR, but with an additional modulation variable acting element-wise on each layer’s sine activation output. It is a composition of L hidden layers followed by an output layer with sigmoid activation:

$$\mathbf{h}_i = \mathbf{a}_i \odot \sin(\mathbf{W}_i \mathbf{h}_{i-1} + \mathbf{b}_i), \text{ for } i = 1, \dots, L \quad (9)$$

$$\mathbf{h}_{L+1} = \text{Sigmoid}(\mathbf{W}_{L+1} \mathbf{h}_L + \mathbf{b}_{L+1}) \quad (10)$$

We set $\mathbf{h}_0 = \mathbf{x} \in [0, 1]^2$ as the input coordinates in $[0, 1]^2$ as before. $\mathbf{W}_i \in \mathbb{R}^{l_i \times l_{i-1}}$ and $\mathbf{b}_i \in \mathbb{R}^{l_i}$ are learnable weights, and \odot represents element-wise product. $\mathbf{a}_i \in \mathbb{R}^{l_i}$ is the modulation variable, exerting the influence of the latent code on IGNR.

The modulation variable \mathbf{a}_i is the output of from the modulation network, which is a second MLP using ReLU activation. The modulation network takes the input graph’s latent code \mathbf{z} and generates the modulation variable \mathbf{a}_i (for $i = 1, \dots, L$) at each layer for the synthesis network:

$$\mathbf{a}_1 := \mathbf{h}'_1 = \text{ReLU}(\mathbf{W}'_0 \mathbf{z} + \mathbf{b}'_0) \quad (11)$$

$$\mathbf{a}_i := \mathbf{h}'_i = \text{ReLU}(\mathbf{W}'_i [\mathbf{h}_{i-1} \mathbf{z}]^T + \mathbf{b}'_i), \text{ for } i = 2, \dots, L \quad (12)$$

where $\mathbf{W}'_0 \in \mathbb{R}^{l_1 \times d}$, $\mathbf{b}'_i \in \mathbb{R}^{l_i}$ (for $i = 1, \dots, L$), and $\mathbf{W}'_i \in \mathbb{R}^{l_i \times (d+l_{i-1})}$ (for $i = 2, \dots, L$) are learnable weights.

Now, given the latent code \mathbf{z}_i of an input graph G_i with size N_i , and any integer $K > 0$, $f_\theta(\mathbf{z}_i, \mathbf{x}(K))$ is the $K \times K$ weighted adjacency matrix whose elements represent edge connection probabilities, and can be intuitively considered as G_i ’s reconstructed graph of size K from its latent code \mathbf{z}_i . Here we treat $\mathbf{x}(\cdot)$ as the coordinate sampling function defined previously. To learn $f_\theta(\cdot, \cdot)$, we can treat it as a graphon decoder and incorporate it into an autoencoder (AE) framework. $f_\theta(\cdot, \cdot)$ constitutes a decoder because

conditioning on the latent code \mathbf{z}_i , it outputs a graphon $f_\theta(\mathbf{z}_i, \cdot)$ (represented as IGNR), from which we can sample reconstructed graph of any size K using coordinates $\mathbf{x}(K)$.

We complete the AE framework by adding an encoder module. We propose to use a graph neural network (GNN) parameterized by ϕ as an encoder (GNN_ϕ), which maps each input graph to its graph level embedding, and we treat the embedding as the latent code z of the graph. Based on M training graphs, the learning problem for c-IGNR in an AE framework can be expressed as:

$$\min_{\phi, \theta} \frac{1}{M} \sum_{i=1}^M GW_2(f_\theta(\text{GNN}_\phi(G_i), \mathbf{x}(N_i)), G_i) \quad (13)$$

It is worth noticing that we adopt the AE framework to train c-IGNR and learn latent representations for graph data. However, once the training is done, we can separate c-IGNR from the AE and use it independently as a graph generation model that can easily generate varying sized graphs with structures similar to that of the training graph data.

3.4 Training IGNR with GW loss

We optimize the model parameters (θ, ϕ in (7) and (13)) with respect to the GW_2 reconstruction loss by alternately updating the optimal transport coupling matrix (T_i) and the model parameters. Note that given fixed optimal transport matrix T_i , the gradient w.r.t the sampled reconstructed graph ($f_\theta(\text{GNN}_\phi(G_i), \mathbf{x}(N_i))$, or $f_\theta(\mathbf{x}(N_i))$) can be easily computed, and hence we can apply back-propagation to update the network parameters (θ, ϕ). Given fixed network parameters, the problem of solving for the optimal transport matrix is a non-convex quadratic program, which is hard to compute. However, we can leverage recent advances in computational optimal transport and use fast iterative algorithms such as the conditional gradient algorithm [Titouan et al., 2019], and proximal gradient algorithm [Xu et al., 2019b] to efficiently compute the approximate solution.

4 EXPERIMENTS

In Section 4.1, we first demonstrate the effectiveness of IGNR on the task of learning a single graphon. Motivated by the superior performance of IGNR for learning individual graphons, we introduce the more challenging datasets for c-IGNR to learn a parameterized family of graphons. In Section 4.2, we demonstrate the strength of IGNR by showing that c-IGNR as a decoder achieves better performance than a piecewise constant baseline and state-of-the-art GW method. Finally, in Section 4.3 we show that the embeddings learned by c-IGNR achieves competitive graph classification result on real datasets even though the model was not designed for this purpose.

4.1 IGNR on learning individual graphons

Experiments setup. We select a set of 13 different graphons (indexed by 0-12), which are considered in [Chan and Airolidi, 2014, Xu et al., 2021]. The definitions of these graphons are given in the Table 1. Graphons 0-8 generate graphs that are easy to align by sorting their node degrees in strictly increasing order. Graphs generated by graphons 9-12 admit no single way to align as their degrees can be constant or non-monotonic. We test two versions of our IGNR, **IGNR-cg** and **IGNR-pg**, which solve the optimal transport matrix using the conditional gradient algorithm and the proximal gradient algorithm respectively. We compare our method with the sorting-and-smoothing (**SAS**) [Chan and Airolidi, 2014] and the Gromov-Wasserstein Barycenter (**GWB**) [Xu et al., 2021] methods. Comparisons to other classical graphon learning methods can be found in the supplement.

We set the resolution of the ground truth graphons to be 1000×1000 . For each graphon, we generate 10 graphs using the stochastic setting. To increase the difficulty of learning, these 10 graphs are of different sizes in $\{50, 77, 105, 133, 161, 188, 216, 244, 272, 300\}$. For evaluation, we use the 2-order GW distance between the ground-truth graphon and the estimated graphon as an estimation of error. Because our IGNR can approximate graphons up to arbitrary resolution, at evaluation time, we sample it at resolution 1000 as the estimated graphon. The other baselines, however, only output piecewise constant graphon estimation at a fixed resolution $K < 1000$. To evaluate, we follow the procedure in [Xu et al., 2021], which up-samples the graphon estimation to resolution 1000 via linear interpolation as the final graphon estimation. For each graphon, we repeat the experiment in 10 trials (in each trial, we generate 10 graphs from the graphon using a different random seed and estimate the graphon by different methods), and report the mean and standard deviation of the estimation errors in Table 2.

Results. From the table, we can see that both versions of our IGNR outperform the baselines across all graphons. **SAS** has the worst errors because it first zero-pads the input graphs to enforce them to have the same size before estimating the graphon. The padding confuses the graph alignment step, which is an important step for **SAS** and other classical graphon learning methods. **GWB** performs better than **SAS** because due to the usage of GW distance it neither requires padding, nor requires the input graphs to be aligned. It uses the GW barycenter of the input graphs to estimate the graphon, but has to specify the resolution K for the estimate. We follow the original paper, and set $K = \lfloor \frac{N_{\max}}{\log N_{\max}} \rfloor$, where N_{\max} is the size of the largest graph among the input. One may suspect that increasing K can lower the error for **GWB**, but we show in the supplement that increasing K beyond the suggested value actu-

	$W(x, y)$
0	xy
1	$\exp(-(x^{0.7} + y^{0.7}))$
2	$\frac{1}{4}(x^2 + y^2 + \sqrt{x} + \sqrt{y})$
3	$\frac{1}{2}(x + y)$
4	$(1 + \exp(-2(x^2 + y^2)))^{-1}$
5	$(1 + \exp(-\max\{x, y\}^2 - \min\{x, y\}^4))^{-1}$
6	$\exp(-\max\{x, y\}^{0.75})$
7	$\exp(-\frac{1}{2}(\min\{x, y\} + \sqrt{x} + \sqrt{y}))$
8	$\log(1 + \max\{x, y\})$
9	$ x - y $
10	$1 - x - y $
11	$0.8\mathbf{I}_2 \otimes \mathbb{1}_{[0, \frac{1}{2}]^2}$
12	$0.8(1 - \mathbf{I}_2) \otimes \mathbb{1}_{[0, \frac{1}{2}]^2}$

Table 1: Ground truth graphons corresponding to each index in Table 2.

	SAS	GWB	IGNR-cg	IGNR-pg
0	0.173±0.005	0.049±0.008	0.034±0.005	0.026±0.003
1	0.197±0.002	0.047±0.001	0.035±0.002	0.020±0.002
2	0.303±0.003	0.044±0.004	0.028±0.003	0.023±0.003
3	0.305±0.003	0.042±0.004	0.028±0.004	0.023±0.004
4	0.468±0.002	0.029±0.002	0.023±0.003	0.019±0.001
5	0.393±0.001	0.044±0.001	0.025±0.002	0.018±0.001
6	0.293±0.001	0.049±0.002	0.035±0.002	0.027±0.001
7	0.275±0.002	0.052±0.001	0.033±0.002	0.019±0.001
8	0.182±0.001	0.052±0.001	0.040±0.001	0.021±0.002
9	0.294±0.001	0.060±0.007	0.043±0.004	0.039±0.007
10	0.448±0.001	0.064±0.009	0.045±0.007	0.047±0.006
11	0.401±0.013	0.246±0.032	0.169±0.011	0.210±0.026
12	0.448±0.022	0.247±0.032	0.171±0.014	0.193±0.005

Table 2: Errors of learning single graphons (each index corresponds to a different graphon).

ally increases the error. Our IGNR allows the input graphs to be un-aligned, does not require padding, and does not have any resolution parameter. The resolution-free representation of graphon helps IGNR to achieve the best performance. Among the two versions of IGNR, **IGNR-pg** performs better than **IGNR-cg** for the easy-to-align cases (Graphons 0-8); whereas **IGNR-cg** shows advantage over **IGNR-pg** for the cases (Graphons 10-12) where the degree of the ground truth graphon ($d(u) = \int_0^1 W(u, v)dv$) does not admit any strictly increasing ordering.

4.2 c-IGNR on learning parameterized graphons

Experiments setup. Motivated by IGNR’s superior performance on learning single graphons, we move to the more challenging task of learning a family of graphons parameterized by α . We consider two synthetic datasets of graphs generated by parameterized graphons. In the first scenario (S_1), we consider graphons with the shape of a

stochastic block model composed of two-block, and the governing parameter α determines the size ratio between the two blocks (see Figure 2(a) top). Formally, we let

$$W_\alpha(x, y) = 0.8\mathbb{1}_{[0,\alpha]^2}(x, y) + 0.8\mathbb{1}_{[1-\alpha,1]^2}(x, y) + 0.1\mathbb{1}_{[0,1]^2}(x, y) \quad (14)$$

and we choose α to be in the range $\alpha \in [0.1, 0.5]$. We generate 600 graphs from $W_\alpha(x, y)$ under the deterministic setting, with α randomly sampled from $\text{Uniform}([0.1, 0.5])$, and graph sizes randomly sampled from $\{50, 51, \dots, 79\}$ with equal probability. In the second scenario (S_2), we consider graphons that generate noisy ring graphs, and the parameter α determines the thickness (“noisiness”) of the ring (see Figure 2(b) top). Formally, we let

$$W_\alpha(x, y) = 0.9 \exp((-y^2 - (x-1)^2)/\alpha^2) + 0.9 \exp(-(y-1)^2 - x^2)/\alpha^2) + 0.9 \exp(-((\sin(\frac{3}{4}\pi)x + \cos(\frac{3}{4}\pi)y)/\alpha^2)) \quad (15)$$

and we choose α to be in the range $\alpha \in [0.05, 0.15]$. 100 graphs are generated from $W_\alpha(x, y)$ under the deterministic setting, with α randomly sampled from $\text{Uniform}([0.05, 0.15])$, and graph sizes randomly sampled from $\{50, 51, \dots, 59\}$ with equal probability. In both settings, we assume no self-loops and generate undirected graph from the graphon by only sampling the upper-triangular part of the graphon. We use the adjacency matrix of the graph to represent its structure and consider a uniform measure/histogram on the nodes.

Qualitative result. We first train our c-IGNR (within the AE framework) using data from S_1 . To visually verify that c-IGNR is able to capture the ratio parameter α , we train our model with latent dimension $d = 2$, and visualize the latent codes in 2D colored by the value of α in Figure 3(a). We can see that the latent codes nicely capture the changing α in a 1D manifold.

Interestingly, once the AE is trained, we can treat the learned decoder itself, i.e. our c-IGNR, as a separate model that can generate graphs of arbitrary sizes, including sizes not included in the training data, and of similar structure to the training graphs. This is because by feeding c-IGNR with a latent code, we obtain a graphon represented by IGNR, and can thus generate arbitrary sized graphs from the IGNR. We illustrate this in Figure 3(a), where we select a latent code (the gray star) in the low (high) α region from the latent space, and use this latent code to generate two graphs of sizes not observed in the training data. The newly generated graphs also exhibit a two-blocks structure, with the ratio between block sizes similar to that of the selected latent code. We repeat the same analysis with data from S_2 and present the result in Figure 3(b). The latent codes again

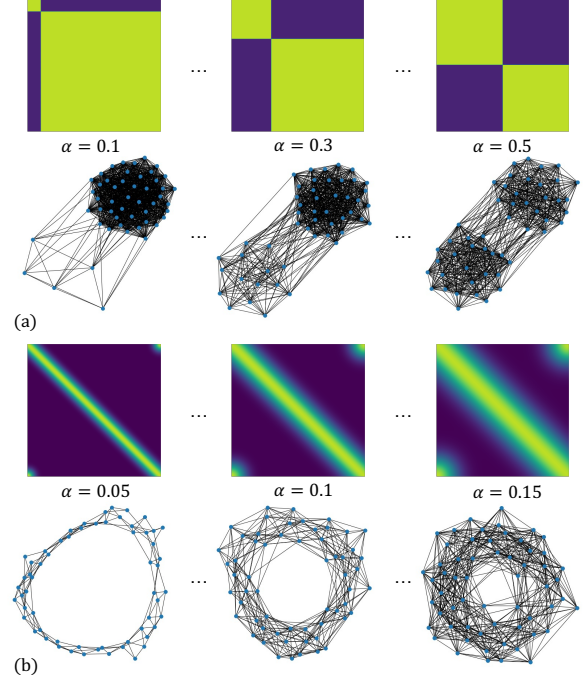


Figure 2: Illustration of synthetic parameterized graphons (top) and corresponding graphs (bottom) generated from the graphons for S_1 in (a), and S_2 in (b).

capture the changing parameter α , and new graphs of novel sizes can be generated from the c-IGNR.

Quantitative result. To quantitatively evaluate the performance of our model on learning parameterized graphons, we split the data into a training set and a hold-out testing set. After the model is trained on the training set, we estimate the graphon for each graph in the testing set, and report the mean squared GW distance between each estimated graphon and the ground-truth graphon (at resolution 1000×1000) that generated the corresponding testing graph.

To demonstrate the merit of c-IGNR as an efficient (in terms of the number of parameters) and resolution-free decoder, we compare it to a discrete baseline which uses the same encoder, but the decoder is replaced by an MLP that maps the latent code to a fixed $K \times K$ matrix with values in $[0, 1]$. In other words, the discrete baseline’s output matrix at resolution K is treated as the piece-wise constant approximation to the ground-truth graphon, and K is a resolution parameter. In general, the performance of the discrete baseline improves with larger K , but its number of parameters grows quickly with K ($O(K^2)$); the discrete baseline’s error is still larger than the error of c-IGNR, when its number of parameters far exceeds that of c-IGNR (see supplemental material).

We also compare our method with state-of-the-

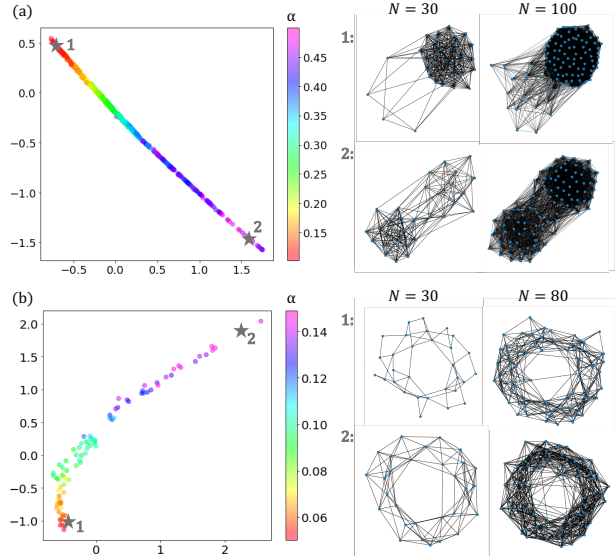


Figure 3: Left: 2-dimensional latent code learned by c-IGNR. Right: Using the latent codes represented by the gray stars in the left embedding plot, we can generate new graphs of sizes not included in the training data from c-IGNR. (a) S_1 , (b) S_2 .

art GW method, Graph Dictionary Learning (GDL) [Vincent-Cuaz et al., 2021]. We train GDL on the same training set to obtain the dictionary atoms, and use the learned dictionary atoms to reconstruct each testing set graph. The reconstructed graphs, which are weighted adjacency matrices taking value in $[0, 1]$, are treated as piece-wise approximation to the ground-truth graphon. We sweep the number of atoms and size of the atoms (see supplemental material) and report the lowest test error for GDL across parameter configurations. We run each experiment five times and report the mean and standard deviation of error on the test set. The result is summarized in Table 3. Our c-IGNR outperforms both the discrete baseline and GDL.

	c-IGNR	Discrete	GDL
S_1	0.022 \pm 0.001	0.038 \pm 0.001	0.052 \pm 0.002
S_2	0.024 \pm 0.004	0.037 \pm 0.005	0.029 \pm 0.003

Table 3: Errors of learning parameterized graphons.

4.3 c-IGNR on real data for classification

Finally, we show that on real datasets, the latent codes learned by our c-IGNR (within the AE framework) can also be useful for a graph classification task. To this end, we consider the two well-known benchmark datasets IMDB-B and IMDB-M [Yanardag and Vishwanathan, 2015], which contain social network graphs without node attributes. We compare our methods with two GW baselines,

GDL [Vincent-Cuaz et al., 2021] and GWF [Xu, 2020]. For GDL, the weights that correspond to the linear factorization of the graph w.r.t the dictionaries give the graph embedding vector that can be used for classification. For GWF, the weights that correspond to the barycenter representation of the graph serve as the embedding vector for classification. Both our methods and the GW baselines are first trained in an unsupervised manner to obtain the graph embedding/latent vectors, and then an SVM classifier on those vectors are trained. We report the 10-fold cross validation classification accuracy. The C parameter for the SVM are cross validated within $C \in \{10^{-4}, \dots, 10^4\}$. The result is summarized in Table 4. We can see that our c-IGNR can achieve meaningful latent representations for graph classification.

	c-IGNR	GWF	GDL
IMDB-B	72.00 \pm 0.42	61.00 \pm 2.43	70.11 \pm 3.13
IMDB-M	48.48 \pm 0.56	40.35 \pm 0.79	49.01 \pm 3.66

Table 4: Classification accuracy (%).

5 Concluding Remarks

In this paper, we proposed IGNR, a novel framework to model and learn graphons leveraging implicit neural representations and the Gromov-Wasserstein distance. We demonstrated that our IGNR excels in both classical and more complex settings of graphon learning. It would be interesting to provide precise theoretical statements regarding how implicit neural representations can approximate graphons (or families of well-behaved graphons), which we aim to do in the future.

One limitation of the present work is that graphs sampled from graphons are usually dense. It will be interesting to explore how to allow the generation of sparser graphs. One possibility is to output a certain “sparsification” factor together with the generated graphon.

6 ACKNOWLEDGEMENTS

This work is partially supported by NSF under grants CCF-2112665 and CCF-2217058.

References

- [Airoldi et al., 2008] Airoldi, E. M., Blei, D., Fienberg, S., and Xing, E. (2008). Mixed membership stochastic blockmodels. *Advances in neural information processing systems*, 21.
- [Airoldi et al., 2013] Airoldi, E. M., Costa, T. B., and Chan, S. H. (2013). Stochastic blockmodel approxima-

-
- tion of a graphon: Theory and consistent estimation. *Advances in Neural Information Processing Systems*, 26.
- [Arjovsky et al., 2017] Arjovsky, M., Chintala, S., and Bottou, L. (2017). Wasserstein generative adversarial networks. In *International conference on machine learning*, pages 214–223. PMLR.
- [Brogat-Motte et al., 2022] Brogat-Motte, L., Flamary, R., Brouard, C., Rousu, J., and d’Alché Buc, F. (2022). Learning to predict graphs with fused Gromov-Wasserstein barycenters. In *International Conference on Machine Learning*, pages 2321–2335. PMLR.
- [Chan and Airoldi, 2014] Chan, S. and Airoldi, E. (2014). A consistent histogram estimator for exchangeable graph models. In *International Conference on Machine Learning*, pages 208–216. PMLR.
- [Channarond et al., 2012] Channarond, A., Daudin, J.-J., and Robin, S. (2012). Classification and estimation in the stochastic blockmodel based on the empirical degrees. *Electronic Journal of Statistics*, 6:2574–2601.
- [Chatterjee, 2015] Chatterjee, S. (2015). Matrix estimation by universal singular value thresholding. *The Annals of Statistics*, 43(1):177–214.
- [Chen and Zhang, 2019] Chen, Z. and Zhang, H. (2019). Learning implicit fields for generative shape modeling. In *Proceedings of the IEEE/CVF Conference on Computer Vision and Pattern Recognition*, pages 5939–5948.
- [Diaconis and Janson, 2007] Diaconis, P. and Janson, S. (2007). Graph limits and exchangeable random graphs. *arXiv preprint arXiv:0712.2749*.
- [Eldridge et al., 2016] Eldridge, J., Belkin, M., and Wang, Y. (2016). Graphons, mergeons, and so on! *Advances in Neural Information Processing Systems*, 29.
- [Erdős et al., 1960] Erdős, P., Rényi, A., et al. (1960). On the evolution of random graphs. *Publ. Math. Inst. Hung. Acad. Sci*, 5(1):17–60.
- [Flamary et al., 2021] Flamary, R., Courty, N., Gramfort, A., Alaya, M. Z., Boissunon, A., Chambon, S., Chapel, L., Corenflos, A., Fatras, K., Fournier, N., et al. (2021). Pot: Python optimal transport. *J. Mach. Learn. Res.*, 22(78):1–8.
- [Frieze and Kannan, 1999] Frieze, A. and Kannan, R. (1999). Quick approximation to matrices and applications. *Combinatorica*, 19(2):175–220.
- [Frogner et al., 2015] Frogner, C., Zhang, C., Mobahi, H., Araya, M., and Poggio, T. A. (2015). Learning with a Wasserstein loss. *Advances in neural information processing systems*, 28.
- [Genova et al., 2020] Genova, K., Cole, F., Sud, A., Sarna, A., and Funkhouser, T. (2020). Local deep implicit functions for 3d shape. In *Proceedings of the IEEE/CVF Conference on Computer Vision and Pattern Recognition*, pages 4857–4866.
- [Goldenberg et al., 2010] Goldenberg, A., Zheng, A. X., Fienberg, S. E., Airoldi, E. M., et al. (2010). A survey of statistical network models. *Foundations and Trends® in Machine Learning*, 2(2):129–233.
- [Groueix et al., 2018] Groueix, T., Fisher, M., Kim, V. G., Russell, B. C., and Aubry, M. (2018). A papier-mâché approach to learning 3d surface generation. In *Proceedings of the IEEE conference on computer vision and pattern recognition*, pages 216–224.
- [Ha et al., 2016] Ha, D., Dai, A., and Le, Q. V. (2016). Hypernetworks. *arXiv preprint arXiv:1609.09106*.
- [Hoff et al., 2002] Hoff, P. D., Raftery, A. E., and Handcock, M. S. (2002). Latent space approaches to social network analysis. *Journal of the American Statistical Association*, 97(460):1090–1098.
- [Hornik, 1991] Hornik, K. (1991). Approximation capabilities of multilayer feedforward networks. *Neural networks*, 4(2):251–257.
- [Hornik et al., 1989] Hornik, K., Stinchcombe, M., and White, H. (1989). Multilayer feedforward networks are universal approximators. *Neural networks*, 2(5):359–366.
- [Hunter and Handcock, 2006] Hunter, D. R. and Handcock, M. S. (2006). Inference in curved exponential family models for networks. *Journal of Computational and Graphical Statistics*, 15(3):565–583.
- [Keshavan et al., 2010] Keshavan, R. H., Montanari, A., and Oh, S. (2010). Matrix completion from a few entries. *IEEE transactions on information theory*, 56(6):2980–2998.
- [Kusner et al., 2015] Kusner, M., Sun, Y., Kolkin, N., and Weinberger, K. (2015). From word embeddings to document distances. In *International conference on machine learning*, pages 957–966. PMLR.
- [Lovász, 2012] Lovász, L. (2012). *Large networks and graph limits*, volume 60. American Mathematical Soc.
- [Mehta et al., 2021] Mehta, I., Gharbi, M., Barnes, C., Shechtman, E., Ramamoorthi, R., and Chandraker, M. (2021). Modulated periodic activations for generalizable local functional representations. In *Proceedings of the IEEE/CVF International Conference on Computer Vision*, pages 14214–14223.

-
- [Mémoli, 2011] Mémoli, F. (2011). Gromov-Wasserstein distances and the metric approach to object matching. *Foundations of computational mathematics*, 11(4):417–487.
- [Mildenhall et al., 2021] Mildenhall, B., Srinivasan, P. P., Tancik, M., Barron, J. T., Ramamoorthi, R., and Ng, R. (2021). Nerf: Representing scenes as neural radiance fields for view synthesis. *Communications of the ACM*, 65(1):99–106.
- [Newman, 2018] Newman, M. (2018). *Networks*. Oxford university press.
- [Nowicki and Snijders, 2001] Nowicki, K. and Snijders, T. A. B. (2001). Estimation and prediction for stochastic blockstructures. *Journal of the American statistical association*, 96(455):1077–1087.
- [Park et al., 2019] Park, J. J., Florence, P., Straub, J., Newcombe, R., and Lovegrove, S. (2019). DeepSDF: Learning continuous signed distance functions for shape representation. In *Proceedings of the IEEE/CVF conference on computer vision and pattern recognition*, pages 165–174.
- [Paszke et al., 2019] Paszke, A., Gross, S., Massa, F., Lerer, A., Bradbury, J., Chanan, G., Killeen, T., Lin, Z., Gimelshein, N., Antiga, L., et al. (2019). Pytorch: An imperative style, high-performance deep learning library. *Advances in neural information processing systems*, 32.
- [Peyré et al., 2016] Peyré, G., Cuturi, M., and Solomon, J. (2016). Gromov-Wasserstein averaging of kernel and distance matrices. In *International Conference on Machine Learning*, pages 2664–2672. PMLR.
- [Ruiz et al., 2020] Ruiz, L., Chamon, L., and Ribeiro, A. (2020). Graphon neural networks and the transferability of graph neural networks. *Advances in Neural Information Processing Systems*, 33:1702–1712.
- [Ruiz et al., 2021] Ruiz, L., Chamon, L. F., and Ribeiro, A. (2021). Graphon signal processing. *IEEE Transactions on Signal Processing*, 69:4961–4976.
- [Schmitz et al., 2018] Schmitz, M. A., Heitz, M., Bonneel, N., Ngole, F., Coeurjolly, D., Cuturi, M., Peyré, G., and Starck, J.-L. (2018). Wasserstein dictionary learning: Optimal transport-based unsupervised nonlinear dictionary learning. *SIAM Journal on Imaging Sciences*, 11(1):643–678.
- [Sitzmann et al., 2020] Sitzmann, V., Martel, J., Bergman, A., Lindell, D., and Wetzstein, G. (2020). Implicit neural representations with periodic activation functions. *Advances in Neural Information Processing Systems*, 33:7462–7473.
- [Soufiani and Airoldi, 2012] Soufiani, H. A. and Airoldi, E. (2012). Graphlet decomposition of a weighted network. In *Artificial Intelligence and Statistics*, pages 54–63. PMLR.
- [Titouan et al., 2019] Titouan, V., Courty, N., Tavenard, R., and Flamary, R. (2019). Optimal transport for structured data with application on graphs. In *International Conference on Machine Learning*, pages 6275–6284. PMLR.
- [Vincent-Cuaz et al., 2021] Vincent-Cuaz, C., Vayer, T., Flamary, R., Corneli, M., and Courty, N. (2021). Online graph dictionary learning. In *International Conference on Machine Learning*, pages 10564–10574. PMLR.
- [Xu, 2020] Xu, H. (2020). Gromov-Wasserstein factorization models for graph clustering. In *Proceedings of the AAAI conference on artificial intelligence*, volume 34, pages 6478–6485.
- [Xu et al., 2019a] Xu, H., Luo, D., and Carin, L. (2019a). Scalable Gromov-Wasserstein learning for graph partitioning and matching. *Advances in neural information processing systems*, 32.
- [Xu et al., 2021] Xu, H., Luo, D., Carin, L., and Zha, H. (2021). Learning graphons via structured Gromov-Wasserstein barycenters. In *Proceedings of the AAAI Conference on Artificial Intelligence*, volume 35, pages 10505–10513.
- [Xu et al., 2019b] Xu, H., Luo, D., Zha, H., and Duke, L. C. (2019b). Gromov-Wasserstein learning for graph matching and node embedding. In *International conference on machine learning*, pages 6932–6941. PMLR.
- [Xu et al., 2018] Xu, K., Hu, W., Leskovec, J., and Jegelka, S. (2018). How powerful are graph neural networks? *arXiv preprint arXiv:1810.00826*.
- [Yanardag and Vishwanathan, 2015] Yanardag, P. and Vishwanathan, S. (2015). Deep graph kernels. In *Proceedings of the 21th ACM SIGKDD international conference on knowledge discovery and data mining*, pages 1365–1374.

Supplementary material for Implicit Graphon Neural Representation

7 Implementation Details of IGNR and c-IGNR

In this section we detail the parameter setting for IGNR and c-IGNR. The IGNR for learning a single graphon is an MLP with 3 hidden layers. Each hidden layer contains 20 hidden units. Sine activation is used for each hidden layer, and the output layer uses sigmoid activation. The IGNR takes 2-dimensional coordinate input and outputs 1-dimensional edge probability (also see Figure 1 (c) left in the main text). For the c-IGNR, its synthesis network is an MLP with 3 hidden layers, and each hidden layers contain 48, 36, 24 hidden units respectively. Sine activation is used for each hidden layer, and the output layer uses sigmoid activation. The synthesis network of c-IGNR takes 2-dimensional coordinate input and outputs 1-dimensional edge probability. The modulation network of c-IGNR is also an MLP with 3 hidden layers, and each hidden layers contain 48, 36, 24 hidden units respectively. ReLU activation is used for each hidden layer. The modulation network takes the latent code (dimension depending on experiments, tested in $\{2, 3, 16, 32, 64\}$) as input, and does not have further output layer (also see Figure 1 (c) right in the main text). To train the c-IGNR within an auto-encoder framework, we have to specify the encoder module. We use a 3-layer GIN [Xu et al., 2018] as our encoder, and apply global average pooling to obtain the graph embedding that is used as the latent code for the input graph.

We implement our model in Python using the POT library (Python Optimal Transport) [Flamary et al., 2021] and Pytorch library [Paszke et al., 2019]. We optimize the parameters of our model using Adam Optimizer. Computation of the OT coupling matrices (T_i) are based on POT. Note that for the single graphon learning task, because the number of input graphs is small, we test two versions of our IGNR that use the conditional gradient (CG) algorithm and the proximal gradient (PG) algorithm to solve for the OT matrices, respectively. For c-IGNR, we compute OT matrices only using the CG algorithm, because a) in the more general and realistic settings, it is unlikely that the input graphs can admit strictly increasing node degree ordering (which is where PG showing slight advantage over CG); and b) when the input number of graphs is much larger than that of the simple setting, it becomes more computationally expensive to use PG, because it has to keep a current estimation of the OT coupling matrix for each training graph at each iteration.

8 Additional Experimental Information for learning single graphons

8.1 Comparison with additional classical graphon learning methods

In Table 2, we extend the results in Table 1 of the main text and show the errors of single graphon learning with additional classical baselines — stochastic block approximation (SBA) [Airoldi et al., 2013], largest gap (LG) [Channarond et al., 2012], matrix completion (MC) [Keshavan et al., 2010], and universal singular value thresholding (USVT) [Chatterjee, 2015]. We can see that similar to SAS, those classical methods suffer from aligning and zero-padding, and cannot outperform our method and **GWB**.

8.2 **GWB** and resolution parameter

For **GWB**, the GW barycenter of the input graphs is used as the piece-wise constant approximation of the ground-truth graphon. According to [Xu et al., 2021], the resolution of the GW barycenter is set as $K = \lfloor \frac{N_{\max}}{\log N_{\max}} \rfloor$, where N_{\max} is the size of the largest graph among the input graphs. One may suspect that one can always increase the resolution K to achieve better performance of **GWB**. In Figure 1 below, we can see that increasing the resolution K beyond the recommended value ($K = 36$) does not improve **GWB**'s performance. In contrast, our IGNR does not rely on any resolution parameter.

	SBA	LG	MC	USVT	SAS	GWB	IGNR-cg	IGNR-pg
0	0.265±0.002	0.178±0.004	0.108±0.004	0.18±0.004	0.173±0.005	0.049±0.008	0.034±0.005	0.026±0.003
1	0.235±0.002	0.200±0.002	0.204±0.002	0.205±0.002	0.197±0.002	0.047±0.001	0.035±0.002	0.020±0.002
2	0.348±0.003	0.307±0.003	0.310±0.003	0.311±0.003	0.303±0.003	0.044±0.004	0.028±0.003	0.023±0.003
3	0.359±0.003	0.309±0.003	0.312±0.003	0.312±0.003	0.305±0.003	0.042±0.004	0.028±0.004	0.023±0.004
4	0.468±0.002	0.473±0.002	0.475±0.002	0.475±0.002	0.468±0.002	0.029±0.002	0.023±0.003	0.019±0.001
5	0.383±0.001	0.397±0.001	0.400±0.001	0.401±0.001	0.393±0.001	0.044±0.001	0.025±0.002	0.018±0.001
6	0.312±0.002	0.296±0.001	0.300±0.001	0.301±0.001	0.293±0.001	0.049±0.002	0.035±0.002	0.027±0.001
7	0.294±0.002	0.278±0.002	0.282±0.001	0.283±0.001	0.275±0.002	0.052±0.001	0.033±0.002	0.019±0.001
8	0.191±0.001	0.184±0.001	0.189±0.001	0.189±0.001	0.182±0.001	0.052±0.001	0.040±0.001	0.021±0.002
9	0.308±0.001	0.296±0.001	0.293±0.001	0.294±0.001	0.294±0.001	0.060±0.007	0.043±0.004	0.039±0.007
10	0.458±0.001	0.452±0.001	0.450±0.001	0.451±0.001	0.448±0.001	0.064±0.009	0.045±0.007	0.047±0.006
11	0.464±0.001	0.403±0.013	0.403±0.012	0.403±0.012	0.401±0.013	0.246±0.032	0.169±0.011	0.210±0.026
12	0.465±0.001	0.443±0.015	0.437±0.008	0.445±0.02	0.448±0.022	0.247±0.032	0.171±0.014	0.193±0.005

Table 5: Errors of learning single graphons (each index corresponds to a different graphon)

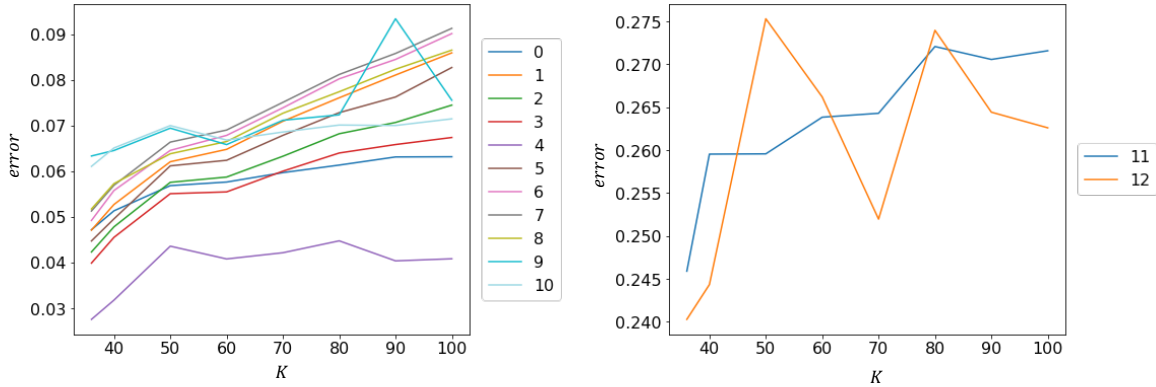


Figure 4: Effects of the resolution parameter K for **GWB**. x-axis indicates resolution, and y-axis indicates the mean error. Indices in the legend correspond to the graphons in Table 1.

9 Additional Experimental Information for learning parameterized family of graphons

9.1 Parameter comparison with discrete baseline

To demonstrate that within an auto-encoder framework, c-IGNR is not only an effective graphon decoder, but is also efficient in terms of its parameter usage, we construct a discrete baseline decoder (D). Concretely, the decoder D is an MLP that takes the latent graph embedding as the input and outputs a fixed $K \times K$ symmetric matrix with values in $[0, 1]$, which is treated as the piece-wise constant approximation of the ground truth graphon at resolution K . The same encoder module is used for both c-IGNR and the discrete baseline D. Table 3 and 4 below demonstrate the number of parameters in D and c-IGNR under different configurations and their respective test set error for learning parameterized graphons under \mathcal{S}_1 and \mathcal{S}_2 . The format for displaying configuration is [model]-[latent code dimension]-[dimension of hidden layers in MLP]. We can see that as a general trend, the error for D decreases as the resolution parameter K increases. However, because the configure of D depends on K , the number of parameters in D increases quickly ($O(K^2)$) and far exceed the number of parameters in c-IGNR when its error is still much larger than that of c-IGNR. In contrast, the number of parameters in c-IGNR does not depend on the output resolution due to its resolution-free representation.

9.2 Comparison with GDL

The **GWB** method for learning single graphons is not applicable for learning parameterized family of graphons. Therefore to compare with existing GW methods under this more general setting (of learning parameterized graphons), we choose to compare with **GDL** [Vincent-Cuaz et al., 2021]. In particular, we learn the dictionary graphs at resolution K

Models	resolution K				Models	resolution K			
	18	24	36	48		18	24	36	48
D-16-[32,64,128]	30336	46080	91392	155136	D-16-[32,64,128]	0.067	0.055	0.044	0.040
D-16-[32,64]	12352	20224	42880	74752	D-16-[32,64]	0.072	0.056	0.044	0.038
D-16-[16,16]	2960	4928	10592	18560	D-16-[16,16]	0.067	0.056	0.045	0.039
D-2-[32,64,128]	29888	45632	90944	154688	D-2-[32,64,128]	0.081	0.059	0.052	0.069
D-2-[32,64]	11904	11976	42432	74304	D-2-[32,64]	0.071	0.062	0.048	0.058
D-2-[16,16]	2736	4047	10368	18336	D-2-[16,16]	0.077	0.062	0.047	0.051
c-IGNR-16-[48,36,24]	7032				c-IGNR-16-[48,36,24]	0.022			
c-IGNR-2-[48,36,24]	5520				c-IGNR-2-[48,36,24]	0.025			

Table 6: Comparing number of parameters (left) and mean errors (right) for learning parameterized graphons between c-IGNR and the discrete baseline decoder (D) for dataset in \mathcal{S}_1 .

Models	resolution K			Models	resolution K		
	40	50	60		40	50	60
D-32-[32,64]	52992	81472	116352	D-32-[32,64]	0.073	0.042	0.037
D-32-[32,32]	27008	41248	58688	D-32-[32,32]	0.072	0.042	0.038
D-2-[32,64]	52032	80512	115392	D-2-[32,64]	0.073	0.039	0.040
D-2-[32,32]	26048	40288	57728	D-2-[32,32]	0.073	0.046	0.040
c-IGNR-32-[48,36,24]	8760			c-IGNR-32-[48,36,24]	0.024		
c-IGNR-2-[48,36,24]	5520			c-IGNR-2-[48,36,24]	0.026		

Table 7: Comparing number of parameters (left) and mean errors (right) for learning parameterized graphons between c-IGNR and the discrete baseline decoder (D) for dataset in \mathcal{S}_2 .

from the training set, and then use this learned set of dictionaries to reconstruct each graph in the testing set. The reconstructed graphs, represented as $K \times K$ weighted adjacency matrices taking values in $[0, 1]$ are treated as the piecewise constant approximations of the ground-truth graphons at resolution K . Note that compared with our c-IGNR, GDL is not “inductive”—when computing reconstructed graphs (and corresponding weights for each dictionary) in the testing set, one has to independently solve an unmixing problem for each graph in the testing set, which significantly increases evaluation time, especially when the testing set is large. Our c-IGNR is “inductive” in the sense that, once the model is trained from the training set, we can directly apply it to new graph data (without solving any new optimization problems), and obtain new graph embeddings and graphon reconstructions (at arbitrary resolutions). For **GDL**, we use its implementation in the POT python library. The number of dictionary atoms is tested among $\{2, 16, 32\}$, and the dictionary size is tested among $\{10, 20, 30, 40, 50, 60, 70, 80, 90, 100\}$. The best error achieved for **GDL** across parameters is reported in the main text.