

What it takes to solve the Hubble tension through modifications of cosmological recombination

Nanoom Lee,^{1,*} Yacine Ali-Haïmoud,^{1,†} Nils Schöneberg,^{2,‡} and Vivian Poulin^{3,§}

¹*Center for Cosmology and Particle Physics, Department of Physics, New York University, New York, NY 10003*

²*Institut de Ciències del Cosmos, Universitat de Barcelona, Martí i Franquès 1, Barcelona 08028, Spain*

³*Laboratoire Univers & Particules de Montpellier,*

CNRS & Université de Montpellier (UMR-5299), 34095 Montpellier, France

(Dated: December 9, 2022)

We develop a novel general formalism allowing us to obtain values of the Hubble constant in agreement with late-time observables without degrading the fit to Cosmic Microwave Background data, considering perturbative modifications around a fiducial Λ CDM cosmology. Taking as proof-of-principle the case of a time-varying electron mass and fine structure constant, we demonstrate that a modified recombination *can* solve the Hubble tension and lower S_8 to match weak lensing measurements. Once baryonic acoustic oscillation and uncalibrated supernovae data are included, however, it is not possible to fully solve the tension with perturbative modifications to recombination.

Introduction — The standard Λ Cold Dark Matter (Λ CDM) model has been providing an astonishing fit to a wide variety of cosmological data. Yet, the precise value of a very basic parameter of the model, the present-time expansion rate of the Universe (or Hubble constant) H_0 , remains the subject of intense debate. On the one hand, this parameter can be inferred indirectly from early-Universe probes, under the assumption of standard physics and Λ CDM cosmology. The most precise early-Universe measurement is that inferred from the Planck satellite’s Cosmic Microwave Background (CMB) anisotropy data, $H_0 = 67.36 \pm 0.54$ km/s/Mpc [1]. On the other hand, H_0 can be obtained from local (or late-Universe) measurements. The most precise local measurement is that provided by the SH0ES collaboration, which directly measures the current expansion rate from supernovae, using Cepheid variables as calibrators, arriving at $H_0 = 73.04 \pm 1.04$ km/s/Mpc [2, 3]. Depending on the specific data sets considered, the discrepancy between early-Universe and local measurements has reached $4\text{--}6\sigma$ [4, 5], enough to make this “Hubble tension” one of the most pressing issues in recent cosmology.

Although one can not exclude unknown systematic errors as a reason for the discrepancy, it may also hint at new physics, or extensions of the Λ CDM model. To resolve this Hubble tension, an enormous number of models have been proposed. Late-time solutions, which include late dark energy, emergent dark energy, interacting dark energy, and decaying CDM, have been shown to be less effective [6–15]. This is because post-recombination solutions do not change the sound horizon at baryon decoupling, r_d , and can therefore not fit baryonic acoustic oscillation (BAO) data and uncalibrated Type Ia supernovae (SNIa) data while increasing the Hubble constant

(so-called “sound horizon problem”). This implies that a modification in early-time cosmology is needed to solve the Hubble tension [11, 16–19] (see also Ref. [20] for a newly proposed quantity in the context of H_0 tension: the age of the Universe, and see Ref. [21] for a study of the degeneracy of H_0 with the CMB monopole temperature T_0). Early-time solutions focus on the reduction of the sound horizon at recombination, through either an increase in energy density e.g. via early dark energy (EDE) [22–27] or additional dark radiation [28–30], or a modification of the recombination history itself by, for example, introducing primordial magnetic fields (PMF) [31–33] (see Refs. [34, 35] for whether small-scale baryon clumping due to PMF can resolve the Hubble tension together with Ref. [36] for a general formalism to estimate the effect of small-scale baryon perturbations on CMB anisotropies) or varying fundamental constants [37–40] (see also Refs. [41, 42] for non-standard recombination). Reducing the size of the sound horizon at recombination naturally leads to larger H_0 value, in order to keep the angular size of the sound horizon measured at $\mathcal{O}(0.1\%)$ precision with Planck CMB data unaffected [10]. However, none of the proposed solutions have been robustly detected in the variety of cosmological data, and, further, the reduction of the Hubble tension is partly due to an increased uncertainty. See Refs. [19, 43] for a recent summary and comparison of proposed models.

In this paper, we move beyond the model-by-model approach as an effort to resolve the Hubble tension, and develop a new generic formalism to find minimal *data-driven* extensions to the Λ CDM model producing desired shifts in cosmological parameters (in this case, an increase in H_0), while not worsening the fit to a given data set. We cast this question as a well-defined simple mathematical problem. With this formalism, as examples, we extract the shape of a time-varying electron mass $m_e(z)$ or fine structure constant $\alpha(z)$ modifications that would result in a better agreement of a given early-Universe data set with SH0ES. Note that, however, we do not discuss whether the modification that we find is realistic,

* nanoom.lee@nyu.edu

† yah2@nyu.edu

‡ nils.science@gmail.com

§ vivian.poulin@umontpellier.fr

i.e., can easily be realized via a theoretical model (for modeling of $\alpha(z)$ see e.g. Refs. [44, 45]).

In short, we show that while one can find *small* time-varying perturbations to m_e or α that would entirely solve the Hubble tension between Planck and SH0ES, once BAO and uncalibrated SNIa data are included, one can only lower the Hubble tension down to $\sim 2.4\sigma$ with perturbative modifications to recombination.

Formalism — We denote general observables by \mathbf{X} , a vector which may contain multiple observables, such as CMB angular power spectra, BAO measurements, or any other. Specifically, we denote the observed data by \mathbf{X}^{obs} and the corresponding theoretical prediction by $\mathbf{X}(\vec{\Omega})$, where $\vec{\Omega} \equiv \{\omega_c, \omega_b, H_0, \tau, \ln(10^{10} A_s), n_s\}$ is a set of cosmological parameters. One can obtain the best-fit parameters by maximizing the likelihood of the data $\mathcal{L}(\mathbf{X}(\vec{\Omega}); \mathbf{X}^{\text{obs}})$, or equivalently minimizing $\chi^2 \equiv -2 \ln \mathcal{L}$. Importantly, the best-fit parameters $\vec{\Omega}_{\text{bf}}$ and best-fit chi-squared $\chi_{\text{bf}}^2 \equiv \chi^2(\mathbf{X}(\vec{\Omega}_{\text{bf}}); \mathbf{X}^{\text{obs}})$ both depend on the underlying theoretical model $\mathbf{X}(\vec{\Omega})$. In particular, if we consider a model $\mathbf{X}'(\vec{\Omega}) = \mathbf{X}(\vec{\Omega}) + \Delta\mathbf{X}(\vec{\Omega})$ that differs from the standard model $\mathbf{X}(\vec{\Omega})$ by a small amount $\Delta\mathbf{X}(\vec{\Omega})$, the resulting best-fit parameters and chi-squared are shifted.

More specifically, we will consider changes in the theoretical model resulting from perturbations to a smooth function $f(z)$ on which it depends. The resulting changes to the best-fit parameters $\Delta\vec{\Omega}_{\text{bf}}[\Delta f(z)]$ and chi-squared $\Delta\chi_{\text{bf}}^2[\Delta f(z)]$ are both *functionals* of $\Delta f(z)$. Our general goal, then, is to find the smallest possible perturbations $\Delta f(z)$ allowing to shift the best-fit parameters to a target value $\vec{\Omega}_{\text{target}}$, while not worsening the quality of fit.¹ In other words, we want to solve the following constrained optimization problem, for different data sets and different functions $f(z)$:

$$\text{minimize}(\|\Delta f\|^2) \quad \text{with} \quad \begin{cases} \vec{\Omega}_{\text{bf}}[\Delta f(z)] = \vec{\Omega}_{\text{target}}, \\ \Delta\chi_{\text{bf}}^2[\Delta f(z)] \leq 0, \end{cases} \quad (1)$$

where $\|\cdots\|$ is the L^2 norm, $\|\Delta f\|^2 \equiv \int dz (\Delta f(z))^2$. In principle, this optimization problem can be solved exactly if combined with Markov Chain Monte Carlo (MCMC) analysis to estimate $\vec{\Omega}_{\text{bf}}[\Delta f(z)]$ and $\Delta\chi_{\text{bf}}^2[\Delta f(z)]$ for each given $\Delta f(z)$. However, this exact method would be heavily computationally expensive. Hence, to keep the optimization problem tractable, we will first derive simple approximations for $\vec{\Omega}_{\text{bf}}$ and χ_{bf}^2 , relying on the Fisher approximation (e.g. Ref. [46]).

¹ Strictly speaking, estimating the quality of the fit also involve the number of degrees of freedom (dof). Here we limit ourselves to requiring no change in χ^2 , given that the number of dof is not easily estimated for an arbitrary function, and is anyway dominated by the large number of CMB data points, independently of the model. Further improvements are left to future work.

We approximate the data as Gaussian-distributed, with inverse-covariance matrix $\mathbf{M} = \Sigma^{-1}$. In general, this matrix depends on $\mathbf{X}(\vec{\Omega})$ itself; we will denote $\mathbf{M}(\vec{\Omega}) \equiv \mathbf{M}(\mathbf{X}(\vec{\Omega}))$ for short. We define the chi-squared of a given cosmology $\vec{\Omega}$ as

$$\chi^2(\vec{\Omega}) \equiv (\mathbf{X}(\vec{\Omega}) - \mathbf{X}^{\text{obs}}) \cdot \mathbf{M}(\vec{\Omega}) \cdot (\mathbf{X}(\vec{\Omega}) - \mathbf{X}^{\text{obs}}). \quad (2)$$

By Taylor-expanding the chi-squared to second order around a fiducial cosmology $\vec{\Omega}_{\text{fid}}$, which we assume to be reasonably close to the best-fit, and minimizing it, we find the (approximate) best-fit cosmology $\vec{\Omega}_{\text{bf}}$,

$$\Omega_{\text{bf}}^i = \Omega_{\text{fid}}^i - \frac{1}{2} (F^{-1})_{ij} \frac{\partial \chi^2}{\partial \Omega^j} \Big|_{\text{fid}}, \quad (3)$$

where F is the Fisher matrix defined and approximated as

$$F_{ij} \equiv \frac{1}{2} \frac{\partial^2 \chi^2}{\partial \Omega^i \partial \Omega^j} \Big|_{\text{fid}} \approx \left(\frac{\partial \mathbf{X}}{\partial \Omega^i} \cdot \mathbf{M} \cdot \frac{\partial \mathbf{X}}{\partial \Omega^j} \right) \Big|_{\text{fid}}. \quad (4)$$

Provided that the fiducial model is sufficiently close to the observations, we can approximate $\partial \chi^2 / \partial \Omega^i$ to include only the leading contribution, which then implies

$$\Omega_{\text{bf}}^i \approx \Omega_{\text{fid}}^i - (F^{-1})_{ij} \frac{\partial \mathbf{X}}{\partial \Omega^j} \Big|_{\text{fid}} \cdot \mathbf{M}(\vec{\Omega}_{\text{fid}}) \cdot (\mathbf{X}(\vec{\Omega}_{\text{fid}}) - \mathbf{X}^{\text{obs}}). \quad (5)$$

Inserting this solution into the Taylor-expanded chi-squared we find the approximate best-fit chi-squared

$$\chi^2(\vec{\Omega}_{\text{bf}}) \approx (\mathbf{X}(\vec{\Omega}_{\text{fid}}) - \mathbf{X}^{\text{obs}}) \cdot \widetilde{\mathbf{M}} \cdot (\mathbf{X}(\vec{\Omega}_{\text{fid}}) - \mathbf{X}^{\text{obs}}) \quad (6)$$

where $\widetilde{\mathbf{M}}$ is defined as

$$\widetilde{M}_{\alpha\beta} \equiv M_{\alpha\beta} - M_{\alpha\gamma} \frac{\partial X^\gamma}{\partial \Omega^i} (F^{-1})_{ij} \frac{\partial X^\sigma}{\partial \Omega^j} M_{\sigma\beta}, \quad (7)$$

where \mathbf{M} and $\partial \mathbf{X} / \partial \Omega^i$ are evaluated at the fiducial cosmology, and repeated indices are to be summed over. A simple property of the matrix $\widetilde{\mathbf{M}}$ is that it admits $\partial \mathbf{X} / \partial \Omega^i$ as null eigenvectors. We can thus think of $\widetilde{\mathbf{M}}$ as the inverse-covariance matrix of the data after marginalization over shifts in standard cosmological parameters.

Introducing new physics — Our main results so far, Equations (5) and (6), apply to an arbitrary theoretical model, provided that it gives a reasonable fit to the data for the chosen fiducial cosmological parameters $\vec{\Omega}_{\text{fid}}$. The best-fit parameters and chi-squared of a new theoretical model $\mathbf{X}'(\vec{\Omega}) = \mathbf{X}(\vec{\Omega}) + \Delta\mathbf{X}(\vec{\Omega})$ differ from those of the standard model $\mathbf{X}(\vec{\Omega})$ by small amounts $\Delta\Omega_{\text{bf}}^i$ and $\Delta\chi_{\text{bf}}^2$, respectively. Assuming $\Delta\mathbf{X}(\vec{\Omega}_{\text{fid}})$ and $\mathbf{X}(\vec{\Omega}_{\text{fid}}) - \mathbf{X}^{\text{obs}}$ are approximately of the same order of magnitude, and by writing a change in the theoretical model due to changes in a smooth function $f(z)$ as

$$\Delta\mathbf{X} = \int dz \frac{\delta \mathbf{X}}{\delta f(z)} \Delta f(z), \quad (8)$$

we obtain the resulting changes in the best-fit parameters and chi-squared

$$\Delta\Omega_{\text{bf}}^i = \int dz \frac{\delta\Omega_{\text{bf}}^i}{\delta f(z)} \Delta f(z), \quad (9)$$

$$\Delta\chi_{\text{bf}}^2 = \int dz \frac{\delta\chi_{\text{bf}}^2}{\delta f(z)} \Delta f(z) + \frac{1}{2} \iint dz dz' \frac{\delta^2\chi_{\text{bf}}^2}{\delta f(z)\delta f(z')} \Delta f(z)\Delta f(z'), \quad (10)$$

where

$$\frac{\delta\Omega_{\text{bf}}^i}{\delta f(z)} = -(F^{-1})_{ij} \frac{\partial \mathbf{X}}{\partial \Omega_j} \cdot \mathbf{M} \cdot \frac{\delta \mathbf{X}}{\delta f(z)}, \quad (11)$$

$$\frac{\delta\chi_{\text{bf}}^2}{\delta f(z)} = 2(\mathbf{X}(\bar{\Omega}_{\text{fid}}) - \mathbf{X}^{\text{obs}}) \cdot \widetilde{\mathbf{M}} \cdot \frac{\delta \mathbf{X}}{\delta f(z)}, \quad (12)$$

$$\frac{\delta^2\chi_{\text{bf}}^2}{\delta f(z)\delta f(z')} = 2 \frac{\delta \mathbf{X}}{\delta f(z)} \cdot \widetilde{\mathbf{M}} \cdot \frac{\delta \mathbf{X}}{\delta f(z')}, \quad (13)$$

where F_{ij} , \mathbf{M} , $\widetilde{\mathbf{M}}$, $\partial \mathbf{X}/\partial \Omega_i$ and $\delta \mathbf{X}/\delta f(z)$ are all to be evaluated at the fiducial cosmology and in the standard model. With the simplified expressions of Eqs. (9)–(13), the optimization problem of Eq. (1) becomes tractable. Note that Eq. (9) together with Eq. (11) has the same form as the linear bias due to ignored contribution in observables [47], systematic offset [48], or biases in fixed parameters [49] while what causes a shift in Eq. (9) is new physics $\Delta f(z)$.

While our formalism is general and could be applied to any function $f(z)$ on which observables depend, in this work we will consider modifications to the cosmological ionization history. Specifically, we will consider time-dependent relative variations of the electron mass ($f(z) = \ln m_e(z)$) in the main text, generalizing the constant change to the electron mass which has been shown to be a promising solution [38, 39, 43]. We also consider time-dependent variations of the fine structure constant ($f(z) = \ln \alpha(z)$), in Appendix. F.²

The functional derivatives $\delta \mathbf{X}/\delta f(z)$ are obtained numerically by adding narrow (Dirac-delta-like) changes to the smooth function $f(z)$, at different redshifts. This is done by modifying the recombination code HYREC-2 [50–52] implemented in CLASS [53] (see Appendix. B for details). This part of the calculation is similar to what has been done in Principal Component Analyses (PCAs) of recombination perturbations [54, 55]. Despite this technical similarity, the mathematical problem we solve is very different from the one considered in PCAs, which search the eigenmodes of the (discretized) matrix $\delta^2\chi^2/\delta f(z)\delta f(z')$ with the largest eigenvalues. In words, PCAs look for perturbations to recombination to which

the data is *most* sensitive, while in contrast, our goal is to find the *smallest* perturbations producing a desired shift in best-fit cosmological parameters while *not* increasing the best-fit χ^2 .

We will now apply this general formalism to Planck CMB anisotropy data and then to the combined Planck + BAO, Planck + BAO + PantheonPlus [56] data set, with the goal of finding data-driven solutions to the Hubble tension. Note that by BAO we denote BOSS DR12 anisotropic BAO measurements [57].

Result I: Application to Planck CMB data — Here, the vector \mathbf{X} consists of the binned lensed temperature and polarization power spectra, $\mathbf{X} \equiv \{D_\ell^{\text{TT}}, D_\ell^{\text{TE}}, D_\ell^{\text{EE}}\}$. For $\ell \geq 30$, we use the Planck-lite foreground-marginalized binned spectra and covariance matrix. For $\ell < 30$, we adopt the compressed log-normal likelihood of Prince & Dunkley [58], which has been shown to give virtually the same constraints as the exact low- ℓ Planck likelihood (and therefore we use $\mathbf{X} \equiv \{\ln D_\ell^{\text{TT}}, \ln D_\ell^{\text{TE}}, \ln D_\ell^{\text{EE}}\}$ for $\ell < 30$). We set our fiducial cosmology to the Planck best-fit Λ CDM parameters [1].

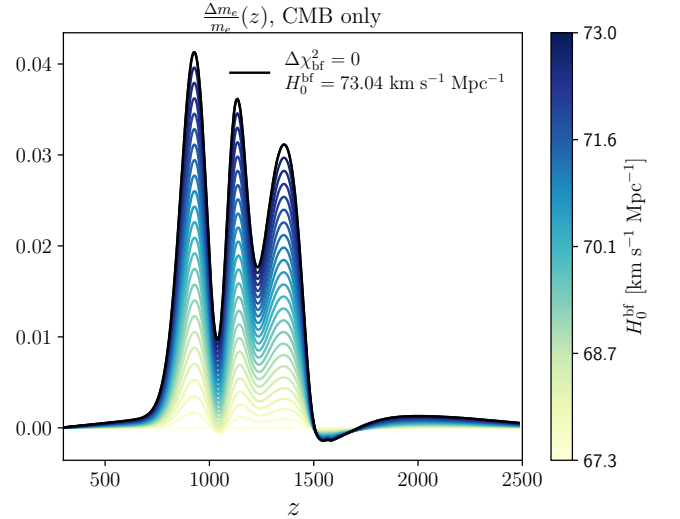


FIG. 1. Solutions for $\frac{\Delta m_e}{m_e}(z)$ given target values of the CMB-only best-fit Hubble constant H_0 , using Planck data [1] alone. All solutions are constructed to keep the Planck best-fit chi-squared unaffected. The solution with a best-fit consistent with SH0ES [2] $H_0^{\text{bf}} = H_0^{\text{SH0ES}} \equiv 73.04 \text{ km s}^{-1} \text{ Mpc}^{-1}$ (black curve), is denoted as $\Lambda\text{CDM} + m_e(z)$ model in the text.

Using our formalism, we find variations of the time-varying electron mass $m_e(z)$ that cause the value inferred from Planck CMB anisotropies to be equal to a given target Hubble constant H_0^{bf} while not deteriorating the best fit chi-squared $\Delta\chi_{\text{bf}}^2 \leq 0$. These deviations of $m_e(z)$ from its standard value are shown in Fig. 1 with a range of H_0^{bf} values whose upper bound is the recent SH0ES best-fit [2]. It is striking that our solution exhibits three large oscillations offset from zero between $z \simeq 700 - 1500$. This behavior is significantly different than what has been modeled in past literature, namely either a constant shift in m_e or a power-law dependence on redshift [37, 38, 43],

² The variations in the net recombination rate is another interesting possible extension we considered. However, it happens to inherit a stronger non-linearity of C_ℓ 's, hence we do not include it in this work (see also Appendix. E).

explaining why these studies did not find as good a solution as we do, and illustrates the power of our formalism which can further be used to guide model-building (e.g. [45]). In particular, such a solution would also avoid BBN constraints [59]. We keep it for future work to investigate possible physical mechanisms that may generate the required oscillations. We confirm that the obtained $m_e(z)$ does indeed result in the expected parameter shifts by performing a MCMC analysis using MONTEPYTHON v3.0 [60, 61] with the full Planck TT,TE,EE+lowE+lensing likelihood (see Appendix. D for this validation test). This also attests that our use of the high- ℓ Planck-lite Gaussian likelihood combined with the low- ℓ compressed likelihood of Ref. [58], as well as our non-inclusion of the lensing potential likelihood, is accurate enough to derive a solution $m_e(z)$. In Appendix. E, we further quantify the accuracy of the other two approximations we make to derive the $m_e(z)$ solution, namely the Taylor-expansion of χ^2 around a fiducial cosmology, and the linearity of observables in $\Delta f(z)$.

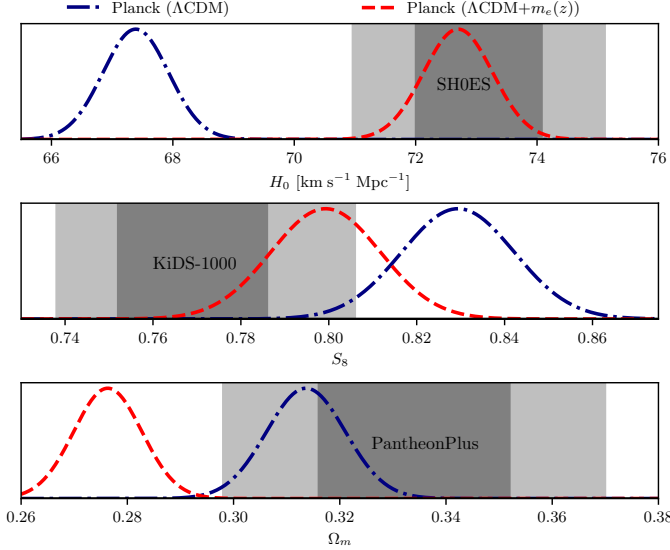


FIG. 2. Posteriors of H_0 (top), S_8 (middle), and Ω_m (bottom) inferred from Planck full likelihood, together with SH0ES, KiDS-1000, and PantheonPlus results, shown as grey bands.

Our main result is shown in the top panel of Fig. 2, which displays the posterior distributions for H_0 . In short, the Λ CDM model with a time-varying $m_e(z)$ given by the black curve in Fig. 1 is a solution to the Hubble tension between Planck CMB and SH0ES data. It lowers the discrepancy to 0.29σ resulting in $H_0 = 72.70 \pm 0.57 \text{ km s}^{-1} \text{ Mpc}^{-1}$, and $\Delta\chi^2 = -1.15$ compared to the Λ CDM model.³ Interestingly, this solution tailored to solve the H_0 tension also happens to

mostly solve another infamous tension in cosmology, the so-called S_8 tension ($S_8 = \sigma_8 \sqrt{\Omega_m/0.3}$), which is a discrepancy in measurements of the amplitude of matter clustering at the scale of 8 Mpc/ h between weak lensing probes and the value inferred from CMB anisotropies [62–64]. Indeed, the Λ CDM + $m_e(z)$ model brings the Planck best-fit S_8 value to 1.1σ from the recent DES-Y3 constraint $S_8 = 0.776 \pm 0.017$ [65] and within $\sim 1.4\sigma$ from KiDS-450 ($S_8 = 0.745 \pm 0.039$) [66] and KiDS-1000 ($S_8 = 0.766^{+0.020}_{-0.014}$) [67], down from the 2–2.6 σ tension in Λ CDM, as shown in the middle panel of Fig. 2.

However, this extension to the Λ CDM model is less consistent with two other crucial cosmological data, BAO [57] and PantheonPlus [56]. The bottom panel of Fig. 2 shows that this model is inconsistent with the PantheonPlus result for Ω_m with $\sim 3\sigma$ tension. This is fundamentally due to the well-known dependence of θ_s on $\Omega_m h^3$, which requires the best-fit h and Ω_m to change in opposite ways, as we describe in further detail in Appendix C. In addition, the agreement with BOSS DR12 BAO data is worsened resulting in an increase of the chi-squared of BOSS DR12 anisotropic measurements, $\Delta\chi^2_{\text{BAO}} = +5.37$. In the next section we attempt to build a more general solution that incorporates these data sets.

Result II: Application to Planck CMB + BAO or Planck CMB + BAO + PantheonPlus — We include either BAO or BAO + PantheonPlus data in our data vector \mathbf{X} , in order to see if we can obtain solutions to the Hubble tension that do not violate the agreement with these data that is present in the Λ CDM model. For BAO, we include BOSS DR12 anisotropic measurements at three effective redshifts $z_{\text{eff}} = 0.38, 0.51, 0.61$ [57], $\left\{ \frac{D_M(z_{\text{eff}})r_d^{\text{fid}}}{r_d}, \frac{H(z_{\text{eff}})r_d}{r_d^{\text{fid}}} \right\} \subset \mathbf{X}$, and for PantheonPlus [56] we include its constraint on the fractional energy density of the total matter $\{\Omega_m\} \subset \mathbf{X}$. We find that, in order to solve the Hubble tension either together with BAO or BAO + PantheonPlus, variations of $m_e(z)$ with larger amplitude are required together with larger shifts in best-fit cosmology. We note that these required more radical changes in recombination history and best-fit cosmology induce larger errors from the approximations taken in our formalism, preventing us from finding a self-consistent solution with a target $H_0^{\text{bf}} = 73.04 \text{ km s}^{-1} \text{ Mpc}^{-1}$. Yet, we find that one can still *partially* ease the Hubble tension with our current method while remaining within the regime of validity of our perturbative treatment. Explicitly, we find that one could lower the Hubble tension down to $\sim 1.3\sigma$ with BAO data included, while satisfying $\Delta\chi^2 < 1$ and $|\Omega_{\text{bf}}^{\text{formalism}} - \Omega_{\text{bf}}^{\text{MCMC}}|/\sigma < 1$ for all six cosmological parameter Ω 's. However, the reconstructed $\Omega_m \simeq 0.287$ is again less consistent with PantheonPlus compared to the standard Λ CDM model. Further, when PantheonPlus data are added along with CMB and BAO, we find that one could lower the tension down to at most $\sim 2.4\sigma$ while remaining within the region of validity of the formalism.

Conclusions — We have derived a general formalism

³ Throughout the paper, the chi-squared from the chains is calculated at the mean cosmology assuming the best-fit cosmology is very close to the mean. This is due to difficulty of minimization process. The fact that all the posteriors of parameters are nearly Gaussian justifies this approximation.

to systematically search for data-driven solutions to any tension between any given data sets, by looking for the smallest possible change to an arbitrary function leading to a desired small shift in cosmological parameters.⁴ We applied our formalism to find a time-dependent function for the electron mass (and for the fine structure constant in Appendix. F) leading to a Hubble constant consistent with SH0ES while providing an equally good fit to Planck CMB data. We show that as a remarkable byproduct it happens to also solve the S_8 tension. However, this extended model is less consistent with BAO [57] and PantheonPlus [56].

Once BAO and PantheonPlus data are included in the formalism, we find that larger changes in recombination history are required to achieve the same target value of H_0^{bf} , making the assumed linearity of observables, and the validity of Taylor-expansion of χ^2 , break down. We note that these limitations can in principle be removed if one approaches the optimization problem with an exact method, which we defer to future work. In practice, we find that small perturbations to recombination through a time-varying electron mass can only reduce the tension down to 2.4σ , and decreasing it further would likely require non-perturbative changes to recombination.

While we focus on perturbations to recombination in this work, our formalism can be applied more generally

to any quantity impacting the prediction of a cosmological observable, e.g the Hubble rate $H(z)$. We trust that the phenomenological framework we laid out, and the specific examples we provide here in terms of a modified recombination, will inspire a model-building effort from the cosmology and particle physics community with potential implications well beyond the mere study of cosmological tensions.

Acknowledgements — We thank Jens Chluba, Marc Kamionkowski, Julien Lesgourgues, and Licia Verde for useful conversations. NL is supported by the Center for Cosmology and Particle Physics at New York University through the James Arthur Graduate Associate Fellowship. YAH is a CIFAR-Azrieli Global Scholar and acknowledges support from CIFAR. NS acknowledges support from the Maria de Maetzu fellowship grant: CEX2019-000918-M, financiado por MCIN/AEI/10.13039/501100011033. VP is partly supported by the CNRS-IN2P3 grant Dark21. This project has received support from the European Union’s Horizon 2020 research and innovation program under the Marie Skłodowska-Curie grant agreement No 860881-HIDDeN and from COST Action CA21136 Addressing observational tensions in cosmology with systematics and fundamental physics (CosmoVerse) supported by COST (European Cooperation in Science and Technology)

-
- [1] N. Aghanim *et al.* (Planck), *Astron. Astrophys.* **641**, A6 (2020), [arXiv:1807.06209 \[astro-ph.CO\]](#).
 - [2] A. G. Riess *et al.*, *Astrophys. J. Lett.* **934**, L7 (2022), [arXiv:2112.04510 \[astro-ph.CO\]](#).
 - [3] A. G. Riess, L. Breuval, W. Yuan, S. Casertano, L. M. Macri, D. Scolnic, T. Cantat-Gaudin, R. I. Anderson, and M. C. Reyes, (2022), [arXiv:2208.01045 \[astro-ph.CO\]](#).
 - [4] L. Verde, T. Treu, and A. G. Riess, *Nature Astron.* **3**, 891 (2019), [arXiv:1907.10625 \[astro-ph.CO\]](#).
 - [5] A. G. Riess, *Nature Rev. Phys.* **2**, 10 (2019), [arXiv:2001.03624 \[astro-ph.CO\]](#).
 - [6] E. Di Valentino, A. Melchiorri, and J. Silk, *Phys. Lett. B* **761**, 242 (2016), [arXiv:1606.00634 \[astro-ph.CO\]](#).
 - [7] D.-M. Xia and S. Wang, *Mon. Not. Roy. Astron. Soc.* **463**, 952 (2016), [arXiv:1608.04545 \[astro-ph.CO\]](#).
 - [8] E. Di Valentino, A. Melchiorri, E. V. Linder, and J. Silk, *Phys. Rev. D* **96**, 023523 (2017), [arXiv:1704.00762 \[astro-ph.CO\]](#).
 - [9] V. Poulin, K. K. Boddy, S. Bird, and M. Kamionkowski, *Phys. Rev. D* **97**, 123504 (2018), [arXiv:1803.02474 \[astro-ph.CO\]](#).
 - [10] L. Knox and M. Millea, *Phys. Rev. D* **101**, 043533 (2020), [arXiv:1908.03663 \[astro-ph.CO\]](#).
 - [11] N. Arendse *et al.*, *Astron. Astrophys.* **639**, A57 (2020), [arXiv:1909.07986 \[astro-ph.CO\]](#).
 - [12] G. Benevento, W. Hu, and M. Raveri, *Phys. Rev. D* **101**, 103517 (2020), [arXiv:2002.11707 \[astro-ph.CO\]](#).
 - [13] D. Camarena and V. Marra, *Mon. Not. Roy. Astron. Soc.* **504**, 5164 (2021), [arXiv:2101.08641 \[astro-ph.CO\]](#).
 - [14] G. Efstathiou, *Mon. Not. Roy. Astron. Soc.* **505**, 3866 (2021), [arXiv:2103.08723 \[astro-ph.CO\]](#).
 - [15] F. McCarthy and J. C. Hill, (2022), [arXiv:2210.14339 \[astro-ph.CO\]](#).
 - [16] J. L. Bernal, L. Verde, and A. G. Riess, *JCAP* **10**, 019 (2016), [arXiv:1607.05617 \[astro-ph.CO\]](#).
 - [17] J. Evslin, A. A. Sen, and Ruchika, *Phys. Rev. D* **97**, 103511 (2018), [arXiv:1711.01051 \[astro-ph.CO\]](#).
 - [18] K. Aylor, M. Joy, L. Knox, M. Millea, S. Raghunathan, and W. L. K. Wu, *Astrophys. J.* **874**, 4 (2019), [arXiv:1811.00537 \[astro-ph.CO\]](#).
 - [19] E. Di Valentino, O. Mena, S. Pan, L. Visinelli, W. Yang, A. Melchiorri, D. F. Mota, A. G. Riess, and J. Silk, *Class. Quant. Grav.* **38**, 153001 (2021), [arXiv:2103.01183 \[astro-ph.CO\]](#).
 - [20] J. L. Bernal, L. Verde, R. Jimenez, M. Kamionkowski, D. Valcin, and B. D. Wandelt, *Phys. Rev. D* **103**, 103533 (2021), [arXiv:2102.05066 \[astro-ph.CO\]](#).
 - [21] M. M. Ivanov, Y. Ali-Haïmoud, and J. Lesgourgues, *Phys. Rev. D* **102**, 063515 (2020), [arXiv:2005.10656 \[astro-ph.CO\]](#).
 - [22] T. Karwal and M. Kamionkowski, *Phys. Rev. D* **94**, 103523 (2016), [arXiv:1608.01309 \[astro-ph.CO\]](#).

⁴ While we find minimal extensions not worsening the fit to a given data set, one could also seek for solutions to the tension with other strategies. For example, rather than aiming for a specific value of H_0 , one can look for extensions minimizing the fit to all data sets including SH0ES/Pantheon/BAO (putting an additional constraint on the norm of the solution). We defer exploring these different strategies to future work.

- [23] V. Poulin, T. L. Smith, T. Karwal, and M. Kamionkowski, *Phys. Rev. Lett.* **122**, 221301 (2019), [arXiv:1811.04083 \[astro-ph.CO\]](#).
- [24] M.-X. Lin, G. Benevento, W. Hu, and M. Raveri, *Phys. Rev. D* **100**, 063542 (2019), [arXiv:1905.12618 \[astro-ph.CO\]](#).
- [25] T. L. Smith, V. Poulin, and M. A. Amin, *Phys. Rev. D* **101**, 063523 (2020), [arXiv:1908.06995 \[astro-ph.CO\]](#).
- [26] R. Murgia, G. F. Abellán, and V. Poulin, *Phys. Rev. D* **103**, 063502 (2021), [arXiv:2009.10733 \[astro-ph.CO\]](#).
- [27] M. Kamionkowski and A. G. Riess, (2022), [arXiv:2211.04492 \[astro-ph.CO\]](#).
- [28] N. Blinov and G. Marques-Tavares, *JCAP* **09**, 029 (2020), [arXiv:2003.08387 \[astro-ph.CO\]](#).
- [29] D. Aloni, A. Berlin, M. Joseph, M. Schmaltz, and N. Weiner, *Phys. Rev. D* **105**, 123516 (2022), [arXiv:2111.00014 \[astro-ph.CO\]](#).
- [30] N. Schöneberg and G. Franco Abellán, *JCAP* **12**, 001 (2022), [arXiv:2206.11276 \[astro-ph.CO\]](#).
- [31] K. Jedamzik and T. Abel, (2011), [arXiv:1108.2517 \[astro-ph.CO\]](#).
- [32] K. Jedamzik and A. Saveliev, *Phys. Rev. Lett.* **123**, 021301 (2019), [arXiv:1804.06115 \[astro-ph.CO\]](#).
- [33] K. Jedamzik and L. Pogosian, *Phys. Rev. Lett.* **125**, 181302 (2020), [arXiv:2004.09487 \[astro-ph.CO\]](#).
- [34] L. Thiele, Y. Guan, J. C. Hill, A. Kosowsky, and D. N. Spergel, *Phys. Rev. D* **104**, 063535 (2021), [arXiv:2105.03003 \[astro-ph.CO\]](#).
- [35] M. Rashkovetskyi, J. B. Muñoz, D. J. Eisenstein, and C. Dvorkin, *Phys. Rev. D* **104**, 103517 (2021), [arXiv:2108.02747 \[astro-ph.CO\]](#).
- [36] N. Lee and Y. Ali-Haïmoud, *Phys. Rev. D* **104**, 103509 (2021), [arXiv:2108.07798 \[astro-ph.CO\]](#).
- [37] L. Hart and J. Chluba, *Mon. Not. Roy. Astron. Soc.* **474**, 1850 (2018), [arXiv:1705.03925 \[astro-ph.CO\]](#).
- [38] L. Hart and J. Chluba, *Mon. Not. Roy. Astron. Soc.* **493**, 3255 (2020), [arXiv:1912.03986 \[astro-ph.CO\]](#).
- [39] T. Sekiguchi and T. Takahashi, *Phys. Rev. D* **103**, 083507 (2021), [arXiv:2007.03381 \[astro-ph.CO\]](#).
- [40] L. Hart and J. Chluba, *Mon. Not. Roy. Astron. Soc.* **510**, 2206 (2022), [arXiv:2107.12465 \[astro-ph.CO\]](#).
- [41] C.-T. Chiang and A. Slosar, (2018), [arXiv:1811.03624 \[astro-ph.CO\]](#).
- [42] M. Liu, Z. Huang, X. Luo, H. Miao, N. K. Singh, and L. Huang, *Sci. China Phys. Mech. Astron.* **63**, 290405 (2020), [arXiv:1912.00190 \[astro-ph.CO\]](#).
- [43] N. Schöneberg, G. Franco Abellán, A. Pérez Sánchez, S. J. Witte, V. Poulin, and J. Lesgourgues, (2021), [arXiv:2107.10291 \[astro-ph.CO\]](#).
- [44] K. Sigurdson, A. Kurylov, and M. Kamionkowski, *Phys. Rev. D* **68**, 103509 (2003), [arXiv:astro-ph/0306372](#).
- [45] D. Brzemiński, Z. Chacko, A. Dev, and A. Hook, *Phys. Rev. D* **104**, 075019 (2021), [arXiv:2012.02787 \[hep-ph\]](#).
- [46] M. Tegmark, A. Taylor, and A. Heavens, *Astrophys. J.* **480**, 22 (1997), [arXiv:astro-ph/9603021](#).
- [47] L. Knox, R. Scoccimarro, and S. Dodelson, *Phys. Rev. Lett.* **81**, 2004 (1998), [arXiv:astro-ph/9805012](#).
- [48] A. G. Kim, E. V. Linder, R. Miquel, and N. Mostek, *Mon. Not. Roy. Astron. Soc.* **347**, 909 (2004), [arXiv:astro-ph/0304509](#).
- [49] A. N. Taylor, T. D. Kitching, D. J. Bacon, and A. F. Heavens, *Mon. Not. Roy. Astron. Soc.* **374**, 1377 (2007), [arXiv:astro-ph/0606416](#).
- [50] Y. Ali-Haïmoud and C. M. Hirata, *Phys. Rev. D* **82**, 063521 (2010), [arXiv:1006.1355 \[astro-ph.CO\]](#).
- [51] Y. Ali-Haïmoud and C. M. Hirata, *Phys. Rev. D* **83**, 043513 (2011), [arXiv:1011.3758 \[astro-ph.CO\]](#).
- [52] N. Lee and Y. Ali-Haïmoud, *Phys. Rev. D* **102**, 083517 (2020), [arXiv:2007.14114 \[astro-ph.CO\]](#).
- [53] D. Blas, J. Lesgourgues, and T. Tram, *JCAP* **07**, 034 (2011), [arXiv:1104.2933 \[astro-ph.CO\]](#).
- [54] M. Farhang, J. R. Bond, and J. Chluba, *Astrophys. J.* **752**, 88 (2012), [arXiv:1110.4608 \[astro-ph.CO\]](#).
- [55] L. Hart and J. Chluba, (2019), 10.1093/mnras/staa1426, [arXiv:1912.04682 \[astro-ph.CO\]](#).
- [56] D. Brout *et al.*, (2022), [arXiv:2202.04077 \[astro-ph.CO\]](#).
- [57] S. Alam *et al.* (BOSS), *Mon. Not. Roy. Astron. Soc.* **470**, 2617 (2017), [arXiv:1607.03155 \[astro-ph.CO\]](#).
- [58] H. Prince and J. Dunkley, *Phys. Rev. D* **105**, 023518 (2022), [arXiv:2104.05715 \[astro-ph.CO\]](#).
- [59] O. Seto and Y. Toda, (2022), [arXiv:2206.13209 \[astro-ph.CO\]](#).
- [60] B. Audren, J. Lesgourgues, K. Benabed, and S. Prunet, *JCAP* **1302**, 001 (2013), [arXiv:1210.7183 \[astro-ph.CO\]](#).
- [61] T. Brinckmann and J. Lesgourgues, (2018), [arXiv:1804.07261 \[astro-ph.CO\]](#).
- [62] T. M. C. Abbott *et al.* (DES), *Phys. Rev. D* **98**, 043526 (2018), [arXiv:1708.01530 \[astro-ph.CO\]](#).
- [63] M. Asgari *et al.* (KiDS), *Astron. Astrophys.* **645**, A104 (2021), [arXiv:2007.15633 \[astro-ph.CO\]](#).
- [64] E. Di Valentino *et al.*, *Astropart. Phys.* **131**, 102604 (2021), [arXiv:2008.11285 \[astro-ph.CO\]](#).
- [65] T. M. C. Abbott *et al.* (DES), *Phys. Rev. D* **105**, 023520 (2022), [arXiv:2105.13549 \[astro-ph.CO\]](#).
- [66] H. Hildebrandt *et al.*, *Mon. Not. Roy. Astron. Soc.* **465**, 1454 (2017), [arXiv:1606.05338 \[astro-ph.CO\]](#).
- [67] C. Heymans *et al.*, *Astron. Astrophys.* **646**, A140 (2021), [arXiv:2007.15632 \[astro-ph.CO\]](#).
- [68] T. McClintock *et al.* (DES), *Mon. Not. Roy. Astron. Soc.* **482**, 1352 (2019), [arXiv:1805.00039 \[astro-ph.CO\]](#).
- [69] E. Aubourg *et al.*, *Phys. Rev. D* **92**, 123516 (2015), [arXiv:1411.1074 \[astro-ph.CO\]](#).
- [70] M. Kaplinghat, R. J. Scherrer, and M. S. Turner, *Phys. Rev. D* **60**, 023516 (1999), [arXiv:astro-ph/9810133](#).
- [71] C. G. Soccolla, S. J. Landau, and H. Vucetich, *Mem. Soc. Ast. It.* **80**, 814 (2009), [arXiv:0910.1083 \[astro-ph.CO\]](#).
- [72] P. A. R. Ade *et al.* (Planck), *Astron. Astrophys.* **580**, A22 (2015), [arXiv:1406.7482 \[astro-ph.CO\]](#).
- [73] J. Chluba and Y. Ali-Haïmoud, *Mon. Not. Roy. Astron. Soc.* **456**, 3494 (2016), [arXiv:1510.03877 \[astro-ph.CO\]](#).
- [74] J. C. Mather *et al.*, *Astrophys. J.* **420**, 439 (1994).
- [75] D. J. Fixsen, E. S. Cheng, J. M. Gales, J. C. Mather, R. A. Shafer, and E. L. Wright, *Astrophys. J.* **473**, 576 (1996), [arXiv:astro-ph/9605054](#).
- [76] S. Alam *et al.* (eBOSS), *Phys. Rev. D* **103**, 083533 (2021), [arXiv:2007.08991 \[astro-ph.CO\]](#).
- [77] A. Aghamousa *et al.* (DESI), (2016), [arXiv:1611.00036 \[astro-ph.IM\]](#).
- [78] A. Refregier, A. Amara, T. D. Kitching, A. Rassat, R. Scaramella, and J. Weller (Euclid Imaging), (2010), [arXiv:1001.0061 \[astro-ph.IM\]](#).
- [79] P. A. Abell *et al.* (LSST Science, LSST Project), (2009), [arXiv:0912.0201 \[astro-ph.IM\]](#).
- [80] S. Bashinsky and U. Seljak, *Phys. Rev. D* **69**, 083002 (2004), [arXiv:astro-ph/0310198](#).
- [81] J. Lesgourgues, G. Mangano, G. Miele, and S. Pastor, *Neutrino Cosmology* (Cambridge University Press, 2013).

- [82] B. Follin, L. Knox, M. Millea, and Z. Pan, *Phys. Rev. Lett.* **115**, 091301 (2015), [arXiv:1503.07863 \[astro-ph.CO\]](#).
 [83] D. Baumann, D. Green, J. Meyers, and B. Wallisch, *JCAP* **01**, 007 (2016), [arXiv:1508.06342 \[astro-ph.CO\]](#).

Appendix A: Data

1. CMB – Planck

As CMB data, for high- ℓ 's ($\ell \geq 30$) we use Planck 2018 binned spectra (`cl_cmb_plik_v22.dat`) and covariance matrix (`c_matrix_plik_v22.dat`) with $\ell_{\max} = 2508$ for temperature and $\ell_{\max} = 1996$ for polarizations, which is denoted as “Planck-lite” [1]. For low- ℓ 's ($\ell < 30$), we adopt the compressed low- ℓ Planck likelihood constructed by Ref. [58]⁵, where the likelihood for binned spectra $D_\ell \equiv \ell(\ell+1)C_\ell/2\pi$ is given by

$$\mathcal{L}(x) = p(x) = \frac{1}{x\sigma\sqrt{2\pi}} e^{-(\ln(x-x_0)-\mu)^2/(2\sigma^2)}, \quad (\text{A1})$$

for $x = D_{\text{bin}}$, with two and three bins for TT and EE spectrum, respectively. This is the best-fit log-normal probability distribution with values of x_0 , μ , and σ determined in Ref. [58]. We write the chi-squared from this likelihood as

$$\chi_{\text{low-}\ell}^2 \equiv -2 \ln \mathcal{L}(x) = \frac{[\ln(x-x_0) - \mu + \sigma^2]^2}{\sigma^2} + \text{const.} \quad (\text{A2})$$

Ignoring the constant contribution, this chi-squared has the same form as that of Gaussian-distributed data so that it can be included in our formalism which approximates the given data as Gaussian-distributed.

2. BAO – BOSS DR12

As BAO data, we use BOSS DR12 anisotropic measurements,

$$\left\{ \frac{D_M(z_{\text{eff}})r_{\text{d}}^{\text{fid}}}{r_{\text{d}}}, \frac{H(z_{\text{eff}})r_{\text{d}}}{r_{\text{d}}^{\text{fid}}} \right\}, \quad (\text{A3})$$

at three effective redshifts $z_{\text{eff}} = 0.38, 0.51, 0.61$ [57].⁶ The determination of the sound horizon at the drag epoch, r_{d} , in CLASS [53] is based on finding an exact point where the optical depth reaches unity, $\int_0^{\eta_{\text{d}}} d\eta \, an_e \sigma_T / R = 1$, where η is the conformal time, n_e is the number density of electrons, σ_T is the Thomson cross section, and $R \equiv 3\rho_b/4\rho_r$. While this determination is accurate enough for the standard recombination, it does not correctly reflect the effect of non-standard recombination scenarios on the sound horizon. Hence, instead, we determine the sound horizon scale as the location of the local maximum of the two-point correlation function $\xi(r)$, which is calculated from the linear matter power spectrum $P_m(k)$ using the Python package CLUSTER TOOLKIT⁷ developed for Dark Energy Survey Year 1 stacked cluster weak lensing analysis [68]. This determination gives $r_{\text{d}}^{\text{fid}} \approx 149.22$ Mpc with BOSS DR12 fiducial cosmology. This fiducial sound horizon scale is different from that given in Ref. [57], which is 147.78 Mpc. However, this is simply due to different conventions for defining r_{d} and it has been known that the ratio of r_{d} for different cosmologies are independent of the convention [69].

Figure 3 shows the worsened agreement with BAO data of the $\Lambda\text{CDM} + m_e(z)$ model compared to the ΛCDM model.

3. Uncalibrated SNIa – PantheonPlus

As an additional late-time observable data, we consider the constraint on the fractional energy density of total matter $\Omega_m = 0.334 \pm 0.018$ from PantheonPlus [56]. We include this constraint in our formalism by rewriting Ω_m as a

⁵ <https://github.com/heatherprince/planck-low-py>

⁶ https://data.sdss.org/sas/dr12/boos/papers/clustering/ALAM.ET.AL.2016.consensus_and_individual_Gaussian

[_constraints.tar.gz](#)

⁷ https://github.com/tmcclintock/cluster_toolkit

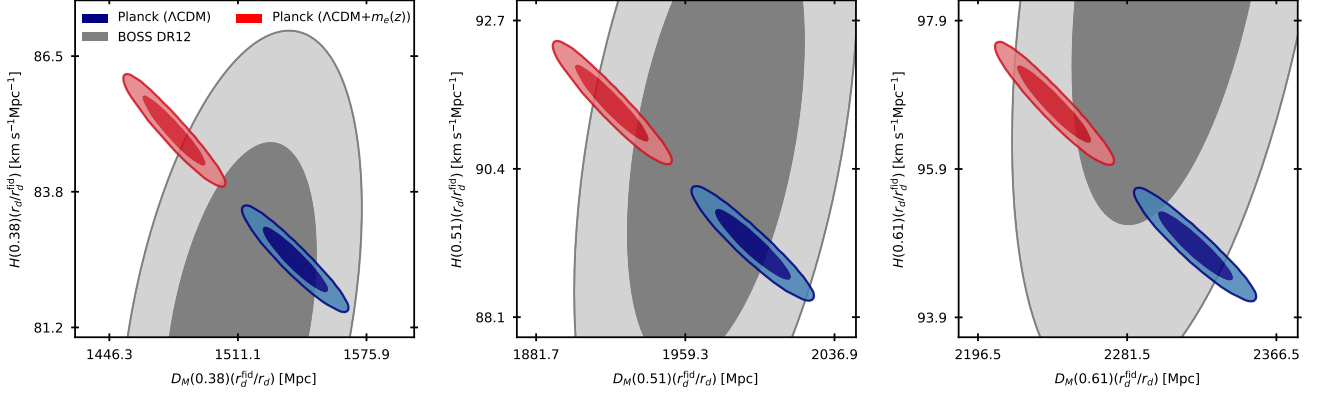


FIG. 3. 68% and 95% confidence level constraints from BOSS DR12 [57] at three effective redshifts $z_{\text{eff}} = 0.38, 0.51, 0.61$ (grey). Other colored contours are the samples of each model with Planck full likelihood. The $\Lambda\text{CDM} + m_e(z)$ model resulting in larger H_0 value consistent with SH0ES [2] is less consistent with BAO data compared to ΛCDM model ($\Delta\chi^2_{\text{BAO}} = +5.37$), due to relatively larger r_d compared to the value required to fit BAO data with such a high H_0 value.

function of the cosmological parameters used in the formalism $\vec{\Omega} \equiv \{\omega_c, \omega_b, h, \tau, \ln(10^{10} A_s), n_s\}$, where $\omega_i \equiv \rho_i h^2 / \rho_{\text{crit}}$ are the dimensionless physical density parameters, and $h \equiv H_0 / (100 \text{ km/s/Mpc})$. Explicitly, we have

$$\Omega_m = (\omega_c + \omega_b + \omega_\nu) h^{-2}, \quad (\text{A4})$$

where $\omega_\nu = 0.000644$ is fixed with one massive neutrino species of $m_\nu = 0.06 \text{ eV}$. We consider this constraint on Ω_m from PantheonPlus [56] as an additional data by including it in the data vector \mathbf{X} .

Appendix B: Numerical techniques

For the considered smooth function $f(z)$, as perturbations to this function, we define $N(= 120)$ Dirac-delta-like functions in the range of redshifts $300 \leq z \leq 2500$ similarly to PCA in Ref. [55],

$$\delta \ln f(z, z_i) \equiv \frac{\Delta f}{f}(z, z_i) = \frac{1}{\sqrt{2\pi}\sigma^2} \exp\left[-\frac{(z - z_i)^2}{2\sigma^2}\right], \quad \sigma \equiv \frac{\delta z}{6\sqrt{2\ln 2}}. \quad (\text{B1})$$

Using these functions, we calculate the functional derivatives at N redshifts z_i 's and then interpolate to get $\delta\Omega_{\text{bf}}^i / \delta \ln f(z)$ and $\delta\chi_{\text{bf}}^2 / \delta \ln f(z)$ as two-sided numerical derivatives by modifying HYREC-2 [50–52] and CLASS [53]. For time-varying electron mass and fine structure constant, we use the dependencies of the energy levels of hydrogen and helium, atomic transition rates, photo-ionization/recombination rates summarized in Refs. [37, 70–73], which had been already implemented in HYREC-2 [50–52] as shown below.

$$\mathcal{A}_{2s}, \mathcal{A}_{2p} \propto \alpha^2 m_e^{-2} \quad (\text{B2})$$

$$\mathcal{B}_{2s}, \mathcal{B}_{2p}, \mathcal{R}_{2p2s}, \mathcal{R}_{2s2p} \propto \alpha^5 m_e \quad (\text{B3})$$

$$\Lambda_{2s,1s} \propto \alpha^8 m_e \quad (\text{B4})$$

$$\sigma_T \propto \alpha^2 m_e^{-2} \quad (\text{B5})$$

$$T_{\text{eff}} \propto \alpha^{-2} m_e^{-1} \quad (\text{B6})$$

For the definitions and expressions of those quantities, see Refs. [50–52].

Appendix C: Changes in Planck's best-fit and chi-squared due to time-varying electron mass $m_e(z)$

Figures 4 and 5 shows the functional derivatives of Planck's best-fit parameters, best-fit chi-squared, and quadratic response of a change in best-fit chi-squared $\delta^2\chi_{\text{bf}}^2 / \delta \ln m_e(z_i) \delta \ln m_e(z_j)$ with respect to small perturbations in $\ln m_e(z)$. These quantities form a set of building blocks in our formalism. By comparing amplitudes of the linear response (or functional derivative) $\delta\chi_{\text{bf}}^2 / \delta \ln m_e(z)$ in the top panel and the quadratic response in the bottom left panel of Fig. 5, it can be seen that a few percents level changes in $m_e(z)$ around recombination ($z \sim 1100$) can induce an order of 10% contribution from the quadratic response (second term in Eq. (10)) to the total $\Delta\chi_{\text{bf}}^2$ implying that this quadratic contribution should not be neglected.

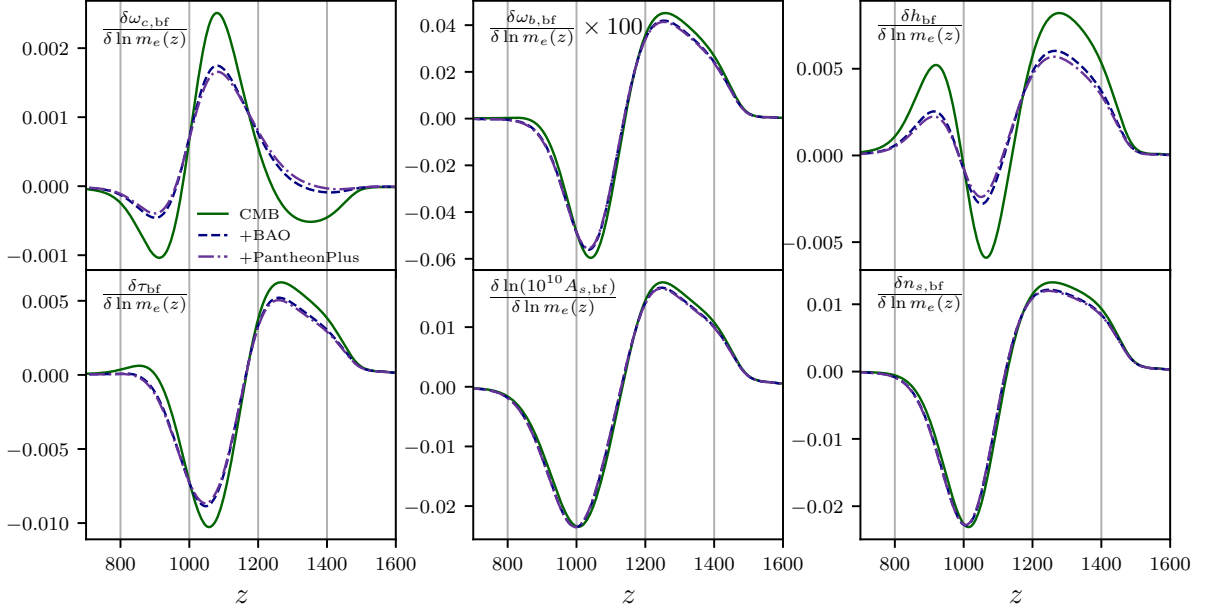


FIG. 4. Functional derivatives of best-fit parameters, Eq. (11) with three data sets (Planck CMB, Planck CMB + BOSS DR12 BAO, Planck CMB + BOSS DR12 BAO + PantheonPlus). Note that the range of redshifts we consider for perturbations in m_e is $z = [300, 2500]$, although here we plot with narrower range of redshifts for better presentation, since changes in recombination at $z \gtrsim 1500$ or $z \lesssim 800$ have little effect on CMB anisotropy power spectra. Note that $h \equiv H_0/(100 \text{ km/s/Mpc})$.

It is useful to build some intuition about the shape of the functional derivatives of the best-fit parameters, in particular those of the reduced Hubble parameter $h \equiv H_0/(100 \text{ km/s/Mpc})$, and of the total matter density parameter Ω_m . CMB anisotropy data is particularly sensitive (at the 0.03% level with Planck data [1]) to the angular size of the sound horizon, $\theta_s = r_s/r_A$, where r_s is the comoving size of the sound horizon, and r_A is the comoving angular diameter distance, both at the recombination. In a flat universe, they are given by, respectively,

$$r_s = \int_{z_*}^{\infty} \frac{c_s(z)}{H(z)} dz \quad \text{and} \quad r_A = \int_0^{z_*} \frac{1}{H(z)} dz, \quad (\text{C1})$$

where z_* is the redshift of last-scattering of CMB photons. We may approximate the Hubble rate as follows in the r_s and r_A integrands, respectively:

$$H(z) \approx 100 \text{ km/s/Mpc} \sqrt{\Omega_m h^2 (1+z)^3 + \omega_r (1+z)^4} \quad \text{and} \quad H(z) \approx H_0 \sqrt{\Omega_m (1+z)^3 + 1 - \Omega_m}. \quad (\text{C2})$$

The radiation density ω_r is fixed by FIRAS measurements of the CMB monopole [74, 75], and the sound speed $c_s(z)$ is weakly dependent on cosmology (and does not directly depend on H_0 nor Ω_m). Close to the Λ CDM best-fit, one thus has

$$\frac{\partial \ln r_A}{\partial \ln \Omega_m} \approx -0.4, \quad \frac{\partial \ln r_A}{\partial \ln h} \approx -1, \quad \frac{\partial \ln r_A}{\partial \ln z_*} \approx 0, \quad (\text{C3})$$

$$\frac{\partial \ln r_s}{\partial \ln \Omega_m} \approx -0.23, \quad \frac{\partial \ln r_s}{\partial \ln h} \approx -0.48, \quad \frac{\partial \ln r_s}{\partial \ln z_*} \approx -0.66. \quad (\text{C4})$$

which can be combined to give

$$\frac{\partial \ln \theta_s}{\partial \ln \Omega_m} \approx 0.17, \quad \frac{\partial \ln \theta_s}{\partial \ln h} \approx 0.52, \quad \frac{\partial \ln \theta_s}{\partial \ln z_*} \approx -0.66. \quad (\text{C5})$$

As a consequence, we find that $\theta_s \propto \Omega_m^{0.17} h^{0.52} z_*^{-0.66} \propto (\Omega_m h^3 z_*^{-3.88})^{0.17}$ near the best-fit Λ CDM cosmology. This shows the well-known dependence of θ_s on $\Omega_m h^3$ for fixed z_* , which is numerically confirmed in Ref. [1]. It also shows that a fractional change in the last-scattering redshift by $\Delta \ln z_*$ would affect the combination $\Omega_m h^3$ by a fractional change $\Delta \ln(\Omega_m h^3) = 3.88 \Delta \ln z_*$ in order to keep θ_s fixed. Note that this derivation does not assume anything precise about the recombination history, just that the visibility function peaks at some redshift z_* .

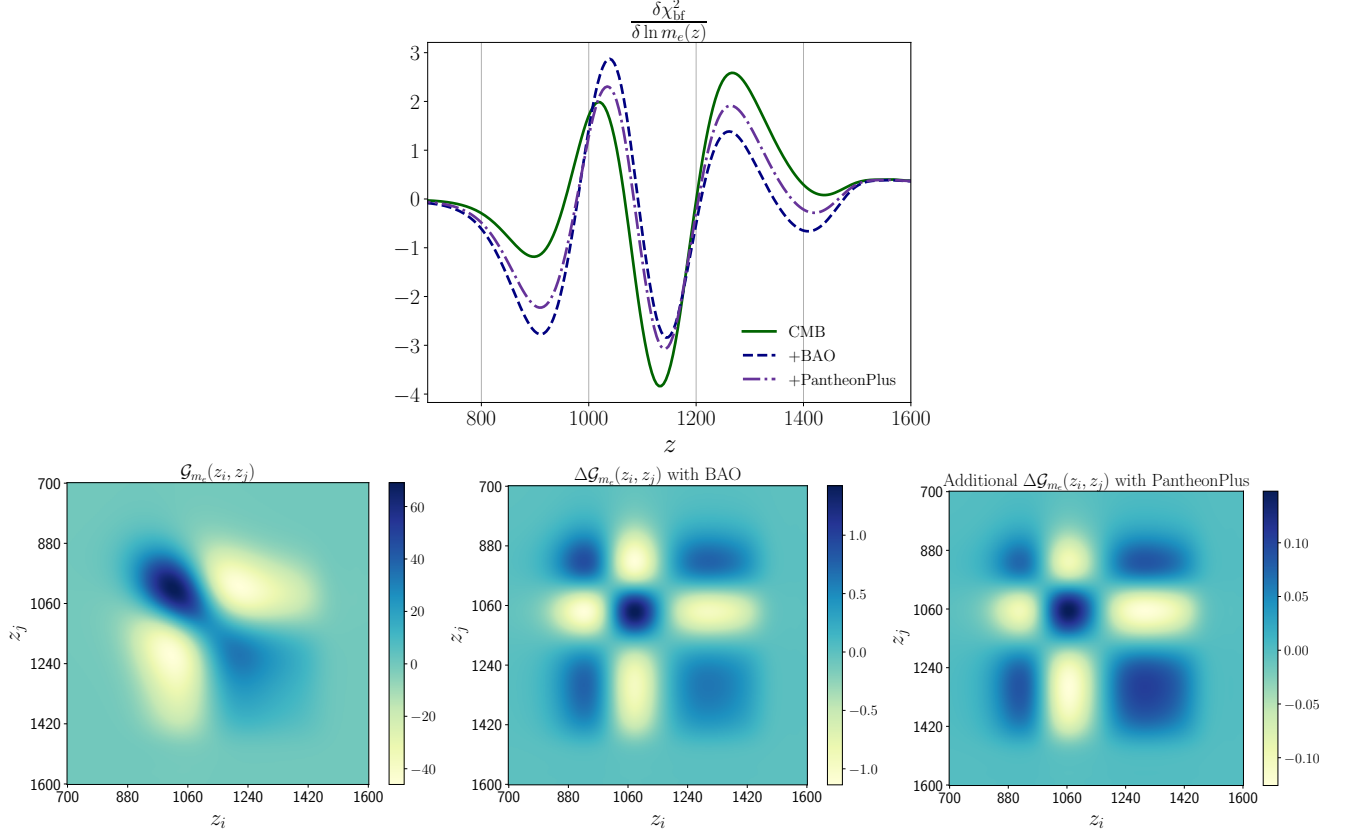


FIG. 5. Top: functional derivatives of best-fit chi-squared (Eq. (12)) with three data sets (Planck CMB, Planck CMB + BOSS DR12 BAO, Planck CMB + BOSS DR12 BAO + PantheonPlus). Bottom left: quadratic response of a change in best-fit chi-squared $\mathcal{G}_{m_e}(z_i, z_j) \equiv \delta^2 \chi_{\text{bf}}^2 / \delta \ln m_e(z_i) \delta \ln m_e(z_j)$ (Eq. (13)) with respect to logarithmic change in electron mass $m_e(z)$ at each redshift when only Planck CMB anisotropy data is considered. Bottom middle: the additional quadratic contribution when BAO is added. Bottom right: the additional quadratic contribution when PantheonPlus is added to Planck CMB + BAO.

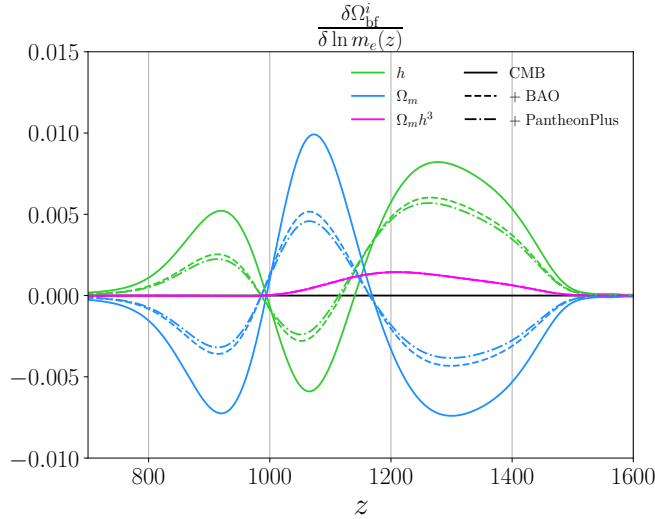


FIG. 6. Functional derivatives of the best-fit parameters with respect to the fractional changes in electron mass $m_e(z)$ translated to the basis of $\{\Omega_m, \Omega_m h^3, h\}$ in order to simplify the intuition about changes of h . Dashed (dashdot) lines correspond to the inclusion of BAO (BAO+PantheonPlus) data.

These features are confirmed in Fig. 6, which shows the functional derivatives of the best-fit h , Ω_m and $\Omega_m h^3$ with respect to $\ln m_e(z)$. We see that for $z \gtrsim 1000$, the best-fit h and Ω_m change in opposite ways, so as to maintain $\Omega_m h^3$

constant; this stems from the fact that changes in the electron mass in the low-redshift tail of the visibility function do not affect its peak, i.e. do not change z_* . At $z \gtrsim 1000$, a positive change in m_e leads to an overall speedup of recombination, i.e. an increase in the last-scattering redshift z_* , hence leading to an increase in $\Omega_m h^3$ in order to keep θ_s constant.

An important result visible in Fig. 6 is that at almost any point in the thermal history, an upward shift in best-fit h results in a corresponding downward shift in best-fit Ω_m . This leads us to conclude that most simple smooth solutions to the Hubble tension should lead to a downward shift in Ω_m and correspondingly cause issues with late-time probes such as supernovae (e.g. Pantheon+, $\Omega_m = 0.334 \pm 0.018$ [56]), BAO (e.g. from BOSS [76], $\Omega_m = 0.298 \pm 0.016$), cosmic chronometers, or other standard candles. The strength of this inconsistency is only limited by the experimental precision of these late-time probes, which is expected to strongly increase in the near future (e.g. with DESI [77], Euclid [78], LSST [79], ...), possibly ruling out solutions to the Hubble tension based on shifts in recombination. It should be mentioned, however, that currently still loopholes exist, caused by increasing the freedom in the late-time expansion history. Indeed, in [43] the model of a varying electron mass was supplemented by curvature in order to weaken the strong constraining power of the BAO and supernovae, leading to still an overall good fit. We stress, however, that future data are likely to better constrain the late time expansion history, eliminating this loophole. Hope then remains only for relatively complicated solutions that precariously balance upward and downward shifts of Ω_m and H_0 coming from the different regions in such a way that overall Ω_m is unchanged and H_0 is increased.

It should also be mentioned that the inclusion of BAO (or BAO + PantheonPlus) data directly into the formalism confirms this picture (as seen in Fig. 6). While the overall change in $\Omega_m h^3$ remains the same (in order to compensate for possible shifts in θ_s), the individual variations in h and Ω_m are much less pronounced, since the Ω_m is now more constrained by additional data. Thus, the bestfit is less likely to move into a direction of Ω_m less in agreement with such data, hence leading to smaller functional derivatives.

Appendix D: Validation test - time-varying electron mass $m_e(z)$ from Planck CMB

Here we show a validation test for our formalism. Fig. 7 shows the MCMC results of the Λ CDM + $m_e(z)$ model, where $m_e(z)$ is found by our formalism with Planck CMB only to be a solution to the Hubble tension (black curve of Fig. 1). The black dashed lines are the estimated new best-fits by the formalism, Eq. (9). Λ CDM contours are also given to better illustrate how much shifts occurred in best-fit parameters. As shown in the inset table, the inconsistencies (biases) of each parameter between our formalism and MCMC results are all within $\sim 1\sigma$. These small inconsistencies are simply due to the fact that our formalism is not exact. Note, moreover, that small biases in A_s and τ are expected from using the compressed low- ℓ likelihood from Ref. [58].

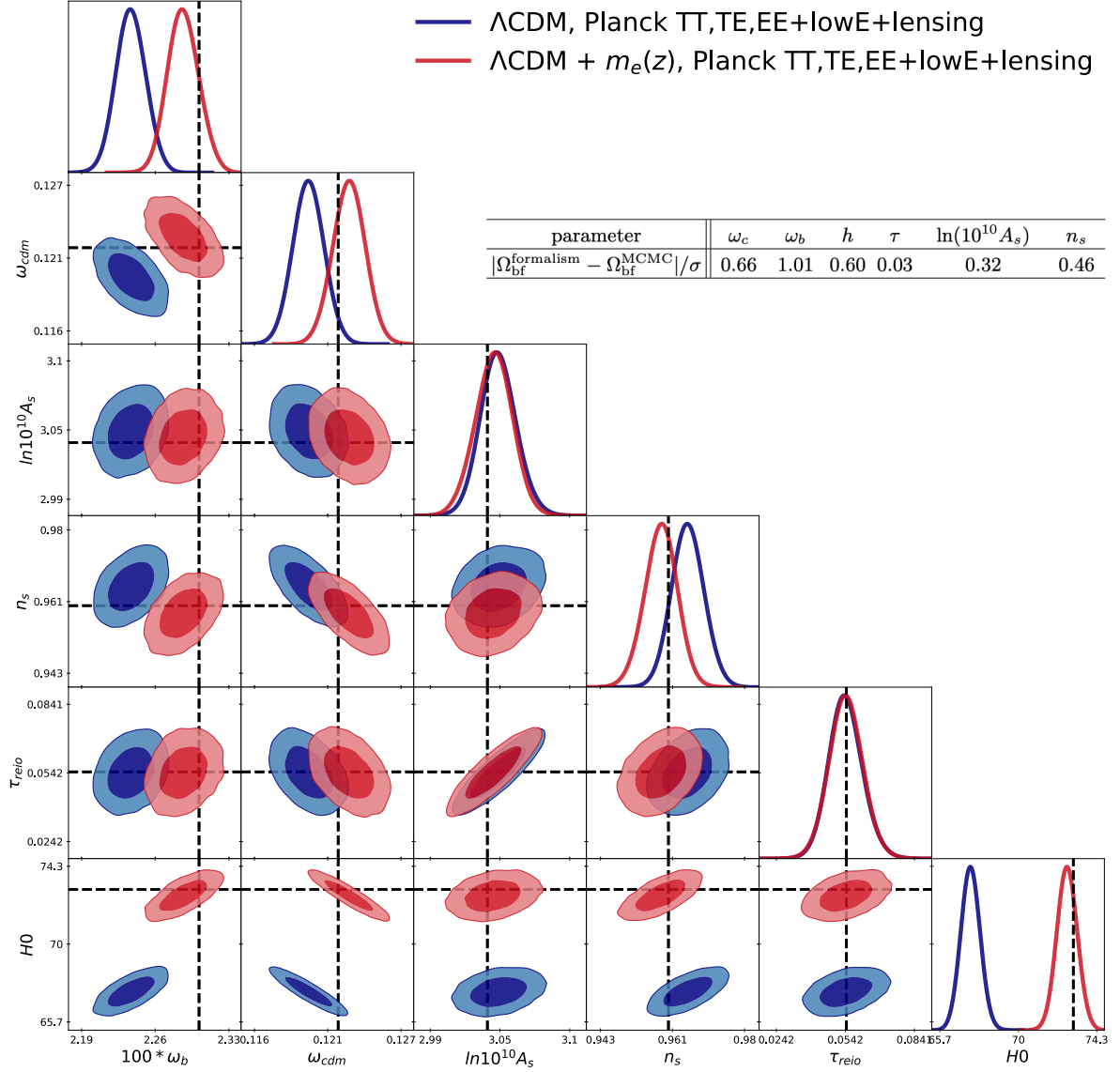


FIG. 7. Contour plot with two models, ΛCDM and $\Lambda\text{CDM} + m_e(z)$. The latter model is what's found with Planck CMB data as a solution to the Hubble tension with SH0ES, which is shown as black curve in Fig. 1. The black dashed lines are the estimated new best-fits by our formalism, Eq. (9). Biases in terms of uncertainty of each parameter are shown in the inset table.

Appendix E: Estimating errors from the approximations taken in the formalism

While the approximations taken in our formalism make the optimization problem tractable, this makes our results not-exact. In this Appendix, we show how large the errors induced by these approximations can be, by comparing Planck CMB Gaussian χ^2 's in our final results with Planck CMB anisotropy data. First, we define the reference chi-squared χ_{ref}^2 , which is corresponding to a new best-fit chi-squared estimated by our formalism with a solution (perturbation in f) $\Delta f(z)$ which is obtained with a target $H_0^{\text{bf}} = 73.04 \text{ km s}^{-1} \text{ Mpc}^{-1}$. This chi-squared is provided by a set of C_ℓ 's which are given by the formalism with two approximations, Taylor-expansion of χ^2 at fiducial cosmology and the linearity of C_ℓ 's in $\Delta f(z)$:

$$\chi_{\text{ref}}^2 \equiv \chi^2 \left\{ C_\ell(\vec{\Omega}_{\text{fid}}) + \Delta C_\ell[\Delta f(z)] + \Delta C_\ell[\vec{\Omega}_{\text{bf}}^f - \vec{\Omega}_{\text{fid}}] \right\}, \quad (\text{E1})$$

where $\vec{\Omega}_{\text{fid}}$ is fiducial cosmology, $\vec{\Omega}_{\text{bf}}^f$ is estimated best-fit cosmology from the formalism given $\Delta f(z)$, and

$$\Delta C_\ell[\Delta f(z)] \equiv \int dz \frac{\delta C_\ell}{\delta f(z)} \Delta f(z), \quad \Delta C_\ell[\vec{\Omega}_{\text{bf}}^f - \vec{\Omega}_{\text{fid}}] \equiv \frac{\delta C_\ell}{\delta \Omega^i} (\vec{\Omega}_{\text{bf}}^f - \vec{\Omega}_{\text{fid}}), \quad (\text{E2})$$

where the derivatives are calculated at the fiducial cosmology. In the following, we show how χ^2 changes once each approximation is lifted. To this end, we define two more χ^2 's which are obtained with either the approximation of Taylor-expansion of χ^2 or the assumed linearity of C_ℓ 's in $\Delta f(z)$ lifted,

$$\begin{aligned} \chi_{\text{non-Taylor}}^2 &\equiv \chi^2 \left\{ C_\ell(\vec{\Omega}_{\text{bf}}^f) + \Delta C_\ell[\Delta f(z)] \right\}, \\ \chi_{\text{non-lin}}^2 &\equiv \chi^2 \left\{ C_\ell(\vec{\Omega}_{\text{fid}}; \Delta f(z)) + \Delta C_\ell[\vec{\Omega}_{\text{bf}}^f - \vec{\Omega}_{\text{fid}}] \right\}. \end{aligned} \quad (\text{E3})$$

In addition to time-varying electron mass $m_e(z)$ and fine structure constant $\alpha(z)$ which are considered in this work, we additionally consider the net recombination rate $R(z)$, i.e. the right-hand-side of $\frac{dx_e}{d \ln a} = -R(x_e, a)$, where x_e is the free electron fraction and a is the scale factor.

The estimated error due to each approximation for all three cases is shown in Table I. In cases of $f(z) = \delta \ln m_e(z)$, $\delta \ln \alpha(z)$, errors from two approximations are comparable and these are responsible for resulting biases shown in Appendix D. When $f(z) = \delta \ln R(z)$, errors from two approximations are larger and this is the reason why we do not consider it in the main text as an extension for a solution to the Hubble tension.

	χ_{ref}^2	$\chi_{\text{non-Taylor}}^2$	$\frac{ \chi_{\text{non-Taylor}}^2 - \chi_{\text{ref}}^2 }{\chi_{\text{ref}}^2} \times 100\%$	$\chi_{\text{non-lin}}^2$	$\frac{ \chi_{\text{non-lin}}^2 - \chi_{\text{ref}}^2 }{\chi_{\text{ref}}^2} \times 100\%$
$f(z) = \delta \ln m_e(z)$	593.3	677.7	14.2 %	666.2	12.3 %
$f(z) = \delta \ln \alpha(z)$	593.3	683.5	15.2 %	663.2	11.8 %
$f(z) = \delta \ln R(z)$	593.5	718.1	20.1 %	774.3	30.5 %

TABLE I. Note that the Planck Λ CDM best-fit chi-squared is $\chi_{\Lambda\text{CDM,bf}}^2 = 593.3$. The solutions for $f(z)$ are obtained with a target $H_0^{\text{bf}} = 73.04 \text{ km s}^{-1} \text{ Mpc}^{-1}$.

As we add more data (BAO and PantheonPlus), the constraints on cosmological parameters get tighter which makes the approximation of Taylor-expansion of χ^2 break down more easily with shifts of best-fit cosmology, hence it becomes more difficult to achieve large H_0^{bf} value with self-consistent solution. See Fig. 8.

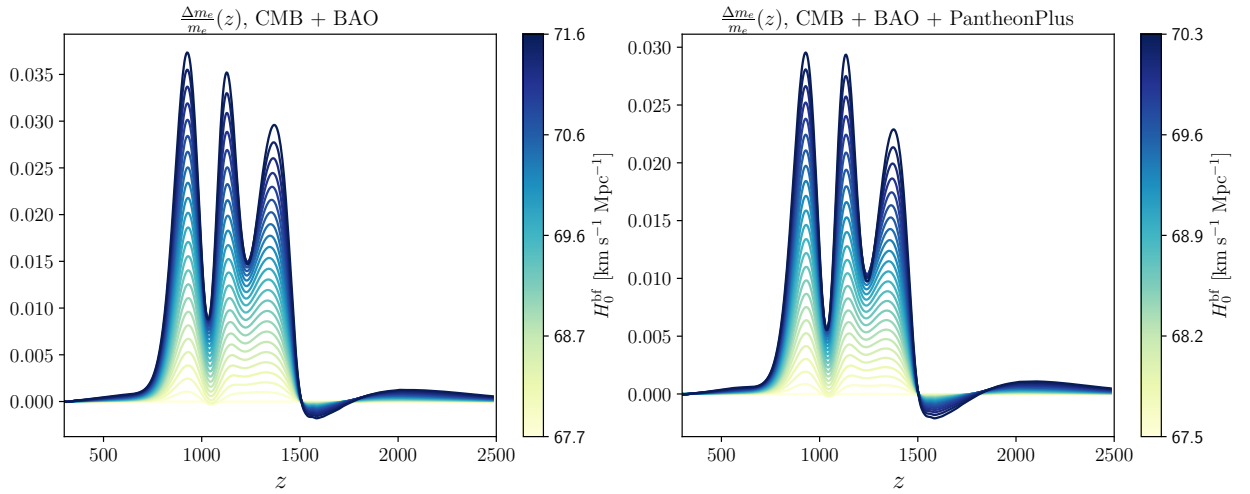


FIG. 8. Solutions for $\frac{\Delta m_e}{m_e}(z)$ given a required shift in the CMB + BAO (left) and CMB + BAO + PantheonPlus (right) best-fit Hubble constant H_0 , using Planck data [1] for CMB, BOSS DR12 anisotropic measurements [57] for BAO, the constraint on Ω_m from PantheonPlus [56]. The upper bound of H_0^{bf} is determined as the maximum value of H_0^{bf} which gives a self-consistent solution satisfying $\Delta \chi^2 < 1$ and $|\Omega_{\text{bf}}^{\text{formalism}} - \Omega_{\text{bf}}^{\text{MCMC}}|/\sigma < 1$ for all six cosmological parameter Ω 's.

Appendix F: Time-varying fine structure constant $\alpha(z)$

While we mainly present results with time-varying electron mass $m_e(z)$ in the main text, we consider a time-varying fine structure constant $\alpha(z)$ as well. In this appendix, we present all the equivalent results when we consider a time-

varying fine structure constant $f(z) = \ln \alpha(z)$ instead of $\ln m_e(z)$. Figures 9–12 with $f(z) = \ln \alpha(z)$ are equivalent to those shown with $f(z) = \ln m_e(z)$ (Figs. 1,2,4,5,7, and 8). Note that the conclusion is the same as that with $m_e(z)$ with almost the same shifts in best-fit parameters: a solution to the Hubble tension between Planck CMB [1] and SH0ES [2] can be found with a cost of the worsen fits to BAO [57] and PantheonPlus [56].

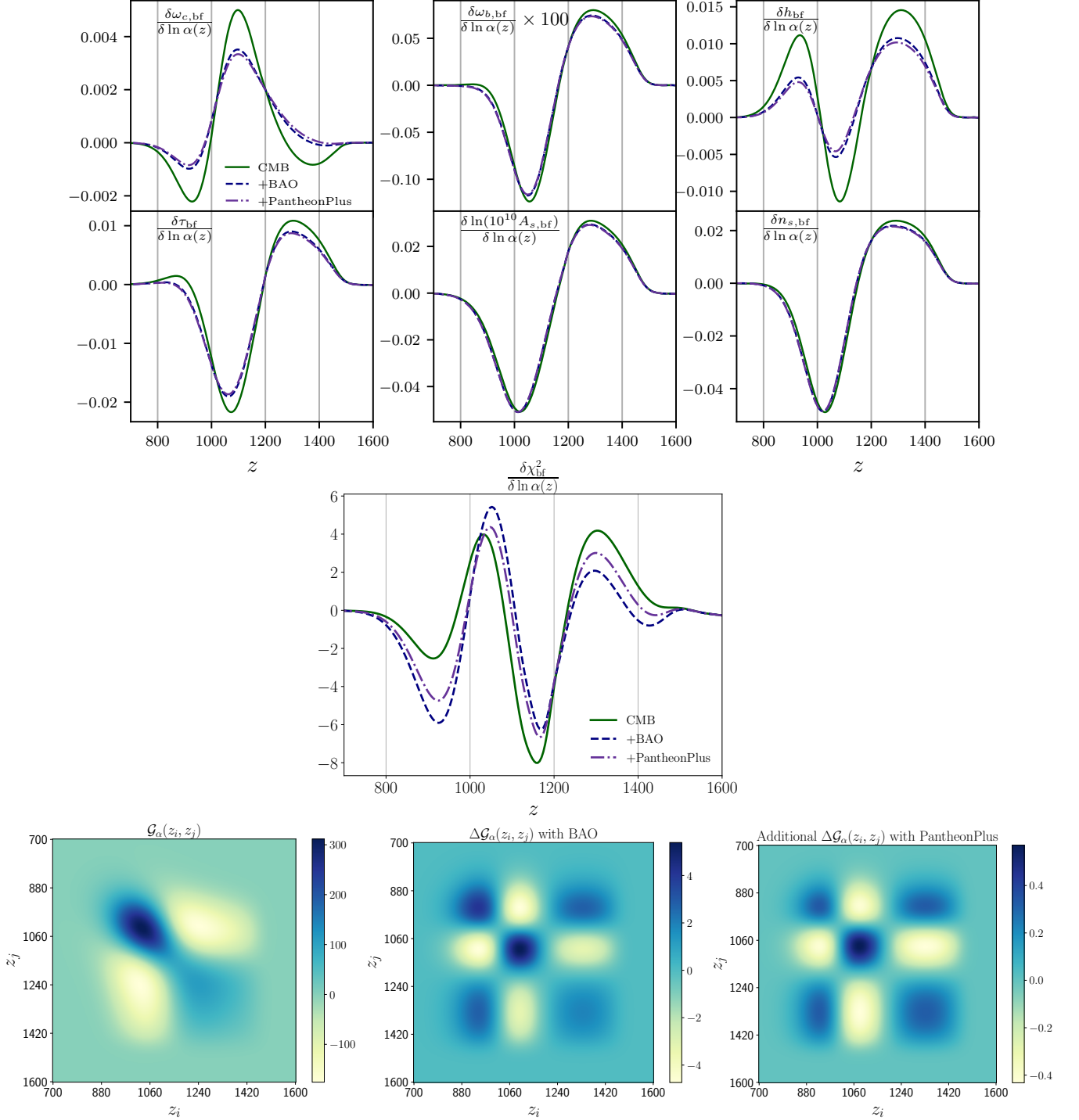


FIG. 9. The same plots as Fig. 4 and 5 but with $f(z) = \ln \alpha(z)$ instead of $\ln m_e(z)$.

The differences in the results of two extensions, time-varying electron mass $m_e(z)$ and fine structure constant $\alpha(z)$, can be understood according to the different dependencies of the energy levels of hydrogen and helium, atomic transition rates, photo-ionization/recombination rates summarized in the Appendix. B. For example, the overall larger

amplitudes of functional derivatives in Fig. 9 compared to the case with $m_e(z)$ can be understood by the stronger dependence of α in Eq. (B2)-(B6). Interestingly, however, the shapes are almost identical implying that the most important quantity, which determines the effect of non-standard electron mass and fine structure constant during hydrogen recombination is the effective temperature with which the hydrogen energy levels are calculated.

The other interesting difference is apparent in the obtained solutions at high redshifts ($z \gtrsim 1500$) in Fig. 10 compared to Fig. 1 and 8. The high-redshift behaviors of solutions is related to Silk damping of which scattering rate is proportional to $n_e \sigma_T$. This explains the opposite behaviors of $m_e(z)$ and $\alpha(z)$ at high redshifts in Fig. 1, 8 and 10, which are due to the opposite dependence of Thompson scattering cross section σ_T on m_e and α , Eq. (B5).

One interesting result is that the $m_e(z)$ provides a better fit, which is mainly due to the better fit to Planck high- ℓ CMB spectra ($\Delta\chi^2 = -1.15$ for $\Lambda\text{CDM} + m_e(z)$ and $\Delta\chi^2 = +0.62$ for $\Lambda\text{CDM} + \alpha(z)$ model, respectively). One of the main challenges to fit high- ℓ spectra with an extension to ΛCDM is to preserve the Silk damping scale. For example, free-streaming dark radiation cannot keep a good fit to high- ℓ CMB spectra due to the increase of Silk damping and perturbation drag effect [80–83]. Unless the damping scale is preserved, any extension of ΛCDM model cannot provide a good fit to high- ℓ data. However, Ref. [39] showed that the Silk damping scale can be preserved by adjusting the baryon energy density ω_b when there is a constant change in electron mass at recombination. Even though the situation is more complicated in our case since we have the value of the electron mass varying during recombination, this provides a partial explanation as to why time-varying electron mass provides a better fit to CMB data than time-varying fine structure constant and model-independent modifications to free-electron fraction.

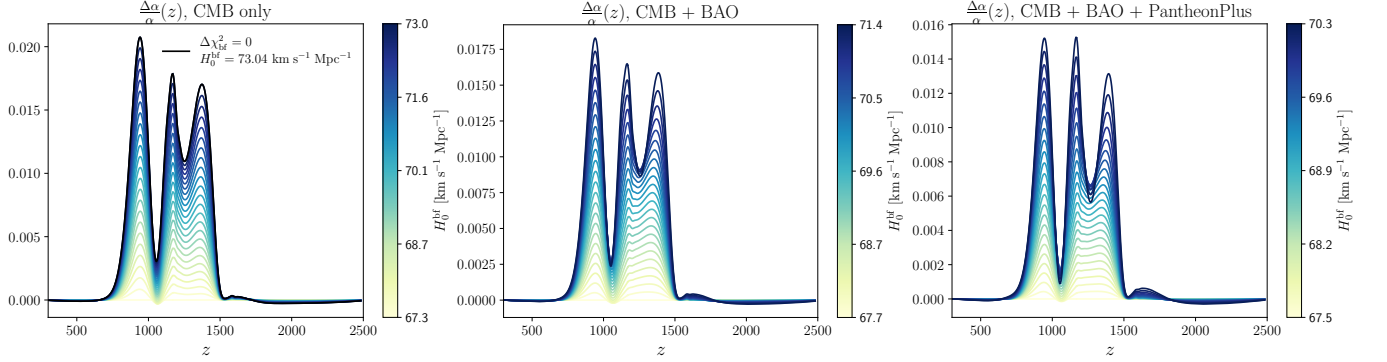


FIG. 10. The same plots as Fig. 1 and 8 but with $f(z) = \ln \alpha(z)$ instead of $\ln m_e(z)$. With CMB + BAO (CMB + BAO + PantheonPlus) data, we could lower the Hubble tension down to $\sim 1.4\sigma$ (2.4σ).

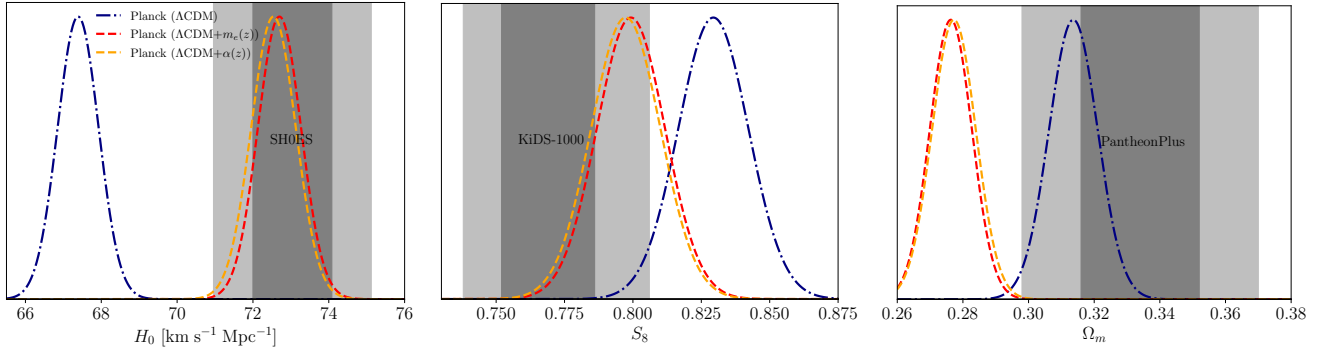


FIG. 11. The same plots as Fig. 2 but together with $\Lambda\text{CDM} + \alpha(z)$ model which is the time-varying fine structure constant obtained by our formalism with Planck CMB data (black curve in the left panel of Fig. 10).

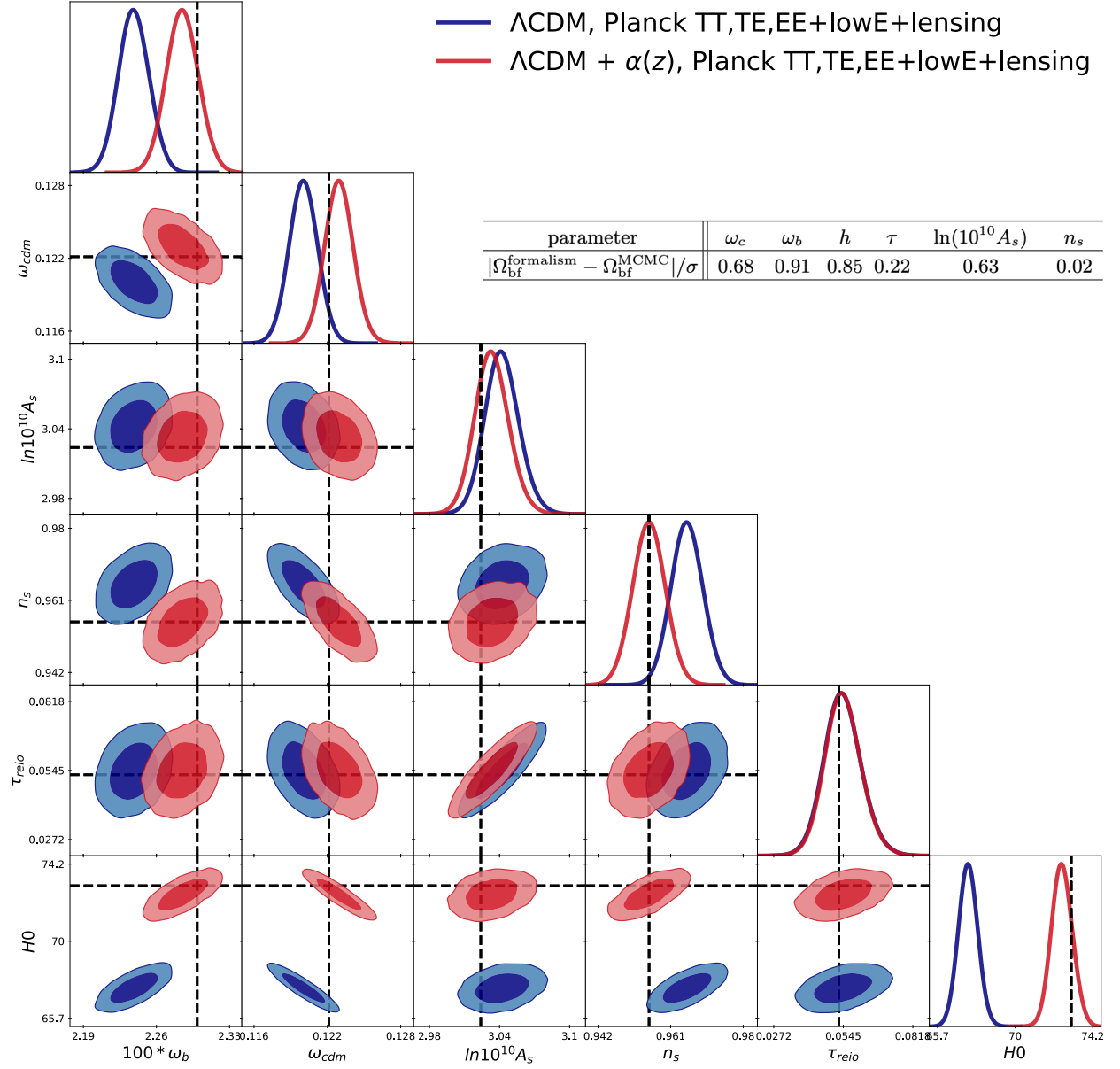


FIG. 12. Contour plot with two models, Λ CDM and Λ CDM + $\alpha(z)$. The latter model is what's found with Planck CMB data as a solution to the Hubble tension with SH0ES, which is shown as black curve in the left panel of Fig. 10. The black dashed lines are the estimated new best-fits by our formalism, Eq. (9). Biases in terms of uncertainty of each parameter are shown in the inset table. The resulting constraints from Λ CDM + $\alpha(z)$ model are $H_0 = 72.54 \pm 0.59 \text{ km s}^{-1} \text{ Mpc}^{-1}$ and $S_8 = 0.797 \pm 0.013$ with $\Delta\chi^2 = +0.62$.