

Understanding Concurrency Vulnerabilities in Linux Kernel

Zunchen Huang
University of Southern California
Los Angeles, CA, USA

Meng Wu
Virginia Tech
Blacksburg, VA, USA

Shengjian Guo
Baidu Security
Sunnyvale, CA, USA

Chao Wang
University of Southern California
Los Angeles, CA, USA

ABSTRACT

While there is a large body of work on analyzing concurrency related software bugs and developing techniques for detecting and patching them, little attention has been given to concurrency related security vulnerabilities. The two are different in that not all bugs are vulnerabilities: for a bug to be exploitable, there needs be a way for attackers to trigger its execution and cause damage, e.g., by revealing sensitive data or running malicious code. To fill the gap, we conduct the first empirical study of concurrency vulnerabilities reported in the Linux operating system in the past ten years. We focus on analyzing the confirmed vulnerabilities archived in the Common Vulnerabilities and Exposures (CVE) database, which are then categorized into different groups based on bug types, exploit patterns, and patch strategies adopted by developers. We use code snippets to illustrate individual vulnerability types and patch strategies. We also use statistics to illustrate the entire landscape, including the percentage of each vulnerability type. We hope to shed some light on the problem, e.g., concurrency vulnerabilities continue to pose a serious threat to system security, and it is difficult even for kernel developers to analyze and patch them. Therefore, more efforts are needed to develop tools and techniques for analyzing and patching these vulnerabilities.

ACM Reference Format:

Zunchen Huang, Shengjian Guo, Meng Wu, and Chao Wang. . Understanding Concurrency Vulnerabilities in Linux Kernel. In *Proceedings of . ACM*, New York, NY, USA, 13 pages.

1

1 INTRODUCTION

Concurrency bugs are defects caused by unexpected interleavings of threads or processes that manipulate shared resources. They are often difficult to reason about manually because of the nondeterministic nature of thread schedules, sophisticated data flows, and often astronomically large number of interleavings. Over the past decades, there has been sustained interest and steady progress in developing tools and techniques for detecting and patching [3–5, 7, 16–18, 21, 23–27, 29, 30, 34–37, 39–41, 44, 46–48, 50, 51, 53, 56, 60, 62, 64–70] concurrency bugs. Empirical studies [6, 19, 22, 38, 43, 52, 55, 57–60, 63] also played an important role. For example, Lu et al. [38] published their comprehensive study of more than 100 concurrency bugs from four large open-source applications, which sparked a lot

of research. Lessons learned from these studies are useful because they revealed the severity of concurrency bugs in practice, showed the characteristics of common bug patterns, reviewed the repair strategies adopted by developers, and more importantly, highlighted the deficiencies of existing techniques and thus pointed out future research directions.

However, it remains an open problem *how often concurrency bugs lead to security attacks* and, to date, there has been no comprehensive study on concurrency vulnerabilities. Concurrency vulnerabilities is a subset of concurrency bugs where attackers are able to exploit these bugs to cause security damages, e.g., revealing sensitive data, executing malicious code, disrupting services, or gaining the root privileges. Obviously, not all concurrency bugs are exploitable. If, for instance, the impact of triggering a bug remains unobservable to the outside world, it may not be regarded as a vulnerability. An example would be the race condition related to code that creates system logs: here, the bug may lead to unexpected reordering of log entries, which will annoy users who inspect the logs, but will not harm the security of the system. However, there are also concurrency bugs that lead to information leaks or execution of malicious code; in such cases, the bugs are regarded as security vulnerabilities as well.

In general, it is not easy to decide *a priori* whether a bug is exploitable. A well-known example is a Linux kernel vulnerability, named *Dirty COW* [10], which allows attackers to leverage a race condition bug to change the content of *read-only* system files. While the Copy-On-Write (COW) feature related to this vulnerability was added to the code base long ago, developers were unaware of it for years and no attack was revealed to the public either. Nevertheless, the exploit came to light ten years later: by leveraging this vulnerability, attackers may modify system files such as */etc/passwd* and thus gain root access to the entire Linux operating system. Similar incidents have also been reported elsewhere [52, 58, 63, 69], indicating that when concurrency bugs are indeed exploitable, they are often extremely dangerous. While security vulnerabilities are routinely discussed in various online websites, often immediately after they are revealed to the public, there is a lack of systematic study of them, especially for concurrency related security vulnerabilities.

To fill the gap, we conduct the first comprehensive study of concurrency vulnerabilities in Linux kernels [54] together with the corresponding patches adopted by kernel developers. Since Linux has open-source code repositories, widely used issue-tracking systems, excellent documentation, and a community of avid developers, it has all the ingredients to make a comprehensive study feasible. We decide to focus on confirmed vulnerabilities archived in the CVE database [42]. This is because deciding whether a concurrency bug

¹October 30, 2019

is exploitable is fundamentally challenging, and we do not want the result of our study biased by our personal opinion. By focusing on the CVE entries reported, confirmed, and subsequently patched by Linux kernel developers, we ensure that the data used in our study are accurate.

Specifically, for each CVE entry, we manually go through the descriptions provided by developers as well as the corresponding parts of the Linux codebase, to understand the nature of the bug. We also follow the online discussions, where developers exchange their opinions regarding the nature of the attack, the proof-of-concept implementation of the attack, and the various patching strategies. Only after the CVE entry is fully understood by us, will it be included in our study. This ensures that statistics gathered during our study are accurate. Since this process of manually sifting through CVS entries is labor intensive, we cannot afford to go through each and every entry. Instead, we choose to focus on 101 entries, all of which have been reported and confirmed in the past ten years, which happen to represent the latest trend.

We classify these concurrency vulnerabilities into different groups. First, they are classified based on the bug types. Then, they are classified based on the vulnerability types. We also investigate the adversarial types, i.e., whether the attack may be launched by a local user or a remote user. For each type, we provide a representative example to illustrate the root cause. Toward this end, we follow the presentation style used by Lu et al. [38] in their empirical study of concurrency bugs. For example, we use code snippets to illustrate the involved threads, shared variables, and the erroneous thread interleavings. We also go beyond what is provided in Lu et al. [38] by explaining how bugs lead to security attacks, whether the attacks are through information leak, malicious code execution, service disruption, or allowing the attacker to directly gain privilege of the system. Finally, we illustrate the strategies used by developers to construct patches.

Our study differs from prior work on analyzing concurrency vulnerabilities in other domains, such as web applications [52] and distributed database systems [43]. It also differs from prior work on analyzing and patching Linux vulnerabilities [57, 60], including the double-fetch vulnerability and *Time of Check to Time of Use* (TOCTTOU) vulnerability. These previous studies touched upon certain aspects of concurrency vulnerabilities, but they were not meant to be comprehensive and therefore did not cover the entire landscape. Furthermore, vulnerability patterns such as TOCTTOU have become well understood whereas in this work, our focus is exclusively on CVE entries reported in the past ten years, which represent the latest trend.

To capture the entire landscape, e.g., composition of vulnerability types in real systems and distribution in terms of bug types, exploit types and repair strategies, we obtain and analyze the corresponding statistics. For example, we compute the percentage of individual bug types, i.e., whether they are *deadlock* or *non-deadlock* bugs, and in the latter case, whether they are *atomicity violations*, *order violations*, or others. We also provide statistics on the number of threads and the number of shared variables involved in the concurrency bugs. Finally, we provide statistics related to the repair strategies, as well as the average time taken by developers to construct the patches.

Based on the study, we reach the following conclusions:

- Concurrency vulnerabilities pose a serious threat to Linux systems as shown by the number of reported vulnerabilities over the years, which is increasing steadily, due to the ubiquitous multi-core CPUs in today's computer systems.
- Concurrency vulnerabilities remain difficult to patch. Although this is not a surprise because of the well-known fact that concurrency bugs themselves are difficult to fix, the prolonged period between reporting and patching dates raises serious concerns.
- Since Linux is widely used, e.g., in Android, database systems, and cloud computing infrastructures, just to name a few, concurrency vulnerabilities also threaten the privacy and security of these systems.
- When it comes to patching, there is a need to balance the easy of code modification and the system performance degradation, which often makes it difficult to construct patches.

While there have been many tools developed for the purpose of detecting, replaying and patching concurrency bugs, often times, they cannot be directly employed by Linux kernel developers to deal with concurrency vulnerabilities. Indeed, our study of these real vulnerabilities reported in the past ten years shows that the lives of developers have not become easier. Thus, more efforts are needed for developing automated techniques to aid in the analysis and repair of concurrency vulnerabilities.

The remainder of this paper is organized as follows. First, we motivate our work in Section 2 by pointing out the main differences between concurrency bugs and concurrency vulnerabilities. Then, we explain the methodology used to conduct our empirical study in Section 3. Next, we illustrate each type of concurrency vulnerabilities in Section 4, followed by statistics of these vulnerabilities in Section 5. We discuss the repair strategies adopted by developers in Section 6. We review the related work in Section 7 and, finally, give our conclusions in Section 8.

2 MOTIVATION

In this section, we review the common concurrency bug types and then use a real example from Linux kernel to illustrate the key ingredients of a concurrency vulnerability.

2.1 Concurrency Bugs

Following Lu et al. [38], we categorize concurrency bugs into two groups: *deadlock* and *non-deadlock* bugs. Non-deadlock bugs are further categorized into *atomicity violations*, *order violations* and *others*, depending on what the intended execution orders are. Same as in Lu et al. [38], we do not focus on *data-races* in our study because data-races alone may or may not indicate that the corresponding code has a bug; furthermore, in the CVE database, we find that data-races alone are rarely associated with any security attacks, although they may appear together with atomicity or order violations. In the remainder of this subsection, we illustrate individual bugs using examples.

2.1.1 Deadlock. A deadlock may occur when a thread tries to acquire a shared resource that has been acquired by another thread. In some cases, the entity holding the shared resource may be the thread itself, i.e., a self-inflicted deadlock. In Linux, threads often

1	/* Thread T1 */	6	/* Thread T2 */
2	spinlock_lock(lk1);	7	spinlock_lock(lk2);
3	...	8	...
4	spinlock_lock(lk2);	9	spinlock_lock(lk1);

Figure 1: An example of deadlock.

1	/* Thread T1 */	5	/* Thread T2 */
2	if(po->rollover!=NULL){	6	kfree(po->rollover);
3	...	7	po->rollover = NULL;
4	po->rollover->num = 0;	8	...

Figure 2: An example of atomicity violation.

use locks to coordinate the access of shared resources. If the coordination is not implemented correctly, however, a program state may be reached such that none of the involved threads can make progress.

Figure 1 shows a scenario where two threads use the same locks, named lk1 and lk2, to enforce critical sections, where they access shared variables. However, they choose to acquire the two locks in different orders, which is often a recipe for disaster. For example, if thread T1 acquires lk1 at the same time when thread T2 acquires lk2, the program will enter a state corresponding to (3,8), where 3 and 8 are line numbers of the two threads. At this moment, both threads hold the locks needed by the other; therefore, none of them can make progress. This is what occurs in some Linux kernel bugs, including the one associated with CVE-2009-1961 [9], where deadlock may cause a security attack.

2.1.2 Atomicity violation. Whenever a code region is intended to execute atomically without the possibility of being interrupted by other threads, developers need to use dedicated synchronization primitives (e.g., locks or signal/wait) to enforce the atomic regions. However, if the intended atomic regions are not enforced properly, other threads may interleave in between, thus leading to unexpected behaviors. Such bugs are called atomicity violations.

Figure 2 shows a typical scenario, where thread T1 first checks if the pointer `po->rollover` is a non-null pointer and then uses `po->rollover` to access the field named `num`. However, since thread T2 runs concurrently with thread T1, it may free the memory pointed to by `po->rollover` and then sets the pointer to null. Since T1 does not re-check whether the pointer is null immediately before using it, there will be a null-pointer deference error. This is what occurs in `af_packet.c` in the Linux kernel code [31], where atomicity violation may crash a process.

2.1.3 Order violation. Concurrent operations may need to follow a specific execution order. For example, a pointer should never be used prior to the memory allocation, or after the free. To make sure such execution orders are respected, developers must use dedicated synchronization primitives to enforce them. However, if there is an implementation bug in the thread synchronization code, or developers forget to use synchronizations at all, there will be order violations.

Figure 3 shows a scenario where the stop operation on `q->timer` by thread T1 is intended to occur before the close operation on `q`.

1	/* Thread T1 */	4	/* Thread T2 */
2	...	5	seq_timer_close(q);
3	seq_timer_stop(q->timer);	6	...

Figure 3: An example of order violation.

However, since developers fail to enforce the order, an erroneous interleaving may reorder the two operations, thus causing a runtime failure. This particular order violation, which comes from a file named `seq/seq_queue.c` in the Linux kernel [32], may lead to a security attack.

2.2 Concurrency Vulnerabilities

Since not all concurrency bugs are vulnerabilities, here, we use an exploitable bug to illustrate the main ingredients of a vulnerability. This vulnerability, named *Dirty COW* [10], allows attackers to turn a read-only mapping of a system file into a writable mapping, thus can be leveraged to achieve root access of the system. Here, the word *COW* stands for *Copy-On-Write*, a mechanism widely used in operating systems to efficiently implement a duplicate operation on modifiable resources. Dirty COW not only affects all Linux systems but also threats systems built upon Linux, such as Android.

2.2.1 Where is the bug? In Linux, if a memory region is merely duplicated, but not yet modified, the memory management system will not create a copy; instead, it allows the original to be used as if it is the new copy. The actual copy will be created only when modifications must be made to the copy. By leveraging this mechanism, the system is able to increase the speed and reduce the memory consumption significantly. Furthermore, in Linux, a disk file may be mapped to a memory region, from which memory read/write operations may be used to access the file content. Obviously, if a file is read-only, Linux must ensure that modifications to the memory copy is never written back to the original file. Unfortunately, such protection may be skipped by exploiting a race condition bug associated with Dirty COW.

Figure 4 shows the COW mechanism in detail. The attacker may launch a program that requests the system to map the file `/etc/xxx` to the system's physical memory; in this figure, *P* and *P'* map their own virtual memory regions to this physical memory area. Therefore, both threads can read the file content by reading their own virtual memory regions.

However, if *P* tries to write to the file, the kernel will duplicate the original and hand the new writable memory area to *P*, as shown by the blue arrow line and the pink area in Figure 4. Nevertheless, since the virtual memory points to the newly allocated private memory area (via page table translation), the modification does not affect the original copy, which is marked as *read only*.

Unfortunately, the two-step process of (a) creating a new copy for *P* and (b) re-mapping the virtual memory of *P* are not atomic: other threads or processes may interrupt them, for example, by forcing the virtual memory to map back to the original physical memory, just before the file write operation. In such a case, the COW mechanism for ensuring it never writes a read-only file will be broken.

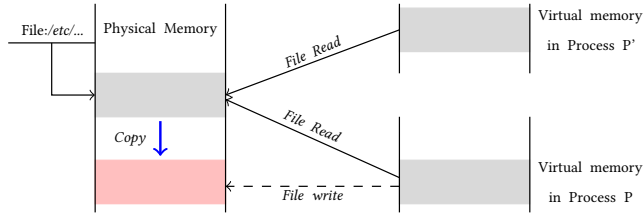


Figure 4: The Copy-On-Write Mechanism

```

/* Thread T1 */
1 open("/etc/passwd", O_RDONLY);
2 map=mmap(..., PROT_READ, MAP_PRIVATE);
3 position=strstr(map, "test:x:1001");
4 content= "test:x:0000";
5 pthread_create(..., T2, file_size);
6 f=open( "/proc/self/mem", O_RDWR);
7 while(1){
8   lseek(f, position, SEEK_SET);
9   write(f, content, ...);
10 }

/* Thread T2 */
11 while (1) {
12   madvise(map, file_size,
13         MADV_DONTNEED);
14 }

```

Figure 5: Exploit of the Dirty COW vulnerability

2.2.2 How is it exploited? We use a two-threaded program to illustrate how the vulnerability may be exploited to gain root privilege. Assume the file `/etc/passwd` is our target. Normally, a non-root user cannot alter the file. However, by running the two-threaded program as a local user, the attacker can effectively disable the security check in the COW mechanism, and alter the file. Since the file contains passwords of all system accounts, by altering the file, the attacker may create a root account and thus gain control of the system.

Figure 5 shows the attacker’s program in which thread T1 tries to write a mapped memory copy of the file and thread T2 tries to discard the copy using an API function named `madvise()`. We expect the two threads to interleave and lead to the execution order outlined by the red dotted lines.

Specifically, thread T1 first opens the file `etc/passwd` in a read-only mode at Line 1, and then maps the file to COW memory at Line 2. Next, it looks for the position of the string `test:x:1001` where `test` is the current (non-root) Linux account and the digits `1001` is its UID. Since root account’s UID is `0000`, the goal of this attack is to simply replace `test`’s UID `1001` with the value `0000` in the memory.

Toward this end, T1 first locates the memory position of the character sequence (Line 3) and then overwrites it. However, this operation alone cannot alter `/etc/passwd` because the thread is working on a private copy of the file.

This is where T2 helps. Note that at Line 5, thread T1 creates thread T2, which then keeps on changing the memory page table using the `MADV_DONTNEED` option. The `madvise()` system call, which informs the kernel that the new memory copy is no longer needed and therefore should be deleted, can take effect between Line 8 and Line 9. That is, after thread T1 moves the file pointer to the private copy location, T2 instructs the system to discard the private copy and map back to the original copy of `/etc/passwd`.

At this moment, thread T1 writes (Line 9) the malicious string to the `passwd` file, and the account `test` becomes root.

2.2.3 How is it patched? Due to failures to enforce *atomicity*, the malicious interleaving of threads T1 and T2 is made possible. Since both threads are created by the attacker, and all that is needed to launch the attack is for the attacker to run a non-root program, the exploit is both feasible and practical.

The vulnerability may be eliminated in multiple ways. For example, one way is to add condition checks immediately before the second step to confirm that there is indeed privilege to write to the original memory copy. Another way is to introduce extra critical regions, e.g., using lock/unlock primitives, to make sure the two-step process cannot be interrupted. The actual patch adopted by Linux developers is the one that adds the condition check. We will explain the repair strategy in detail in Section 6.

This vulnerability highlights the danger brought by exploitable concurrency bugs: when they are indeed exploitable, these bugs often lead to severe consequences. Furthermore, they often involve non-trivial thread interactions as well as subtle functionalities of the operation system. Thus, reproducing the attack can be difficult, since it requires not only orchestration of threads and shared data, but also understanding the peculiarities of kernel modules. Due to these reasons, existing techniques developed for generic concurrency bugs may not be particularly helpful. As a community, we need to spend more effort understanding the unique characteristics of these concurrency vulnerabilities, and then developing new tools and techniques for analyzing and repairing them.

3 METHODOLOGY

In this section, we present the design of our empirical study, together with a summary of our findings, outlined in Table 1. Details will be explained in the subsequent sections.

3.1 Vulnerability Sources

To avoid bias, we do not rely on our personal opinion on whether a bug is exploitable or not. Instead, we rely on the CVE database, which is the most trusted source for security professionals. We focus solely on Linux kernel vulnerabilities because it is completely open-source and all related files and documents are easily accessed. Linux also has a history of excellent maintenance, supported by a vibrant community. If there is a vulnerability reported to CVE and confirmed by kernel developers, it is highly possible that the vulnerability will be patched eventually. Finally, most of the patches have detailed explanations and source code on the kernel tree.

We choose 101 samples that are clearly marked as concurrency related security vulnerabilities by Linux developers. These samples are retrieved from the CVE database using the keyword “race condition”; that is, they belong to CWE-362-Race Conditions. We conducted the search in mid 2018 while restricting the sample to those reported in the past ten years (2007-2017), which returned 110 samples in total. We discarded 9 of the 110 samples because they were under dispute, i.e., it remains unclear whether they are vulnerabilities.

We did not use the keyword “deadlock” in search for samples because the term is loosely used by developers to refer to anything that may lead to the system hung; in most cases, the cause is actually

Table 1: Our findings of Linux concurrency vulnerability characteristics and their implications.

Findings on Bug Types (Section 5)	Implications
(1) All the <i>non-deadlock</i> bugs are either atomicity violation or order violation.	Future vulnerability detection and repair techniques should focus more on these two types.
(2) Most (80%) of the <i>non-deadlock</i> bugs are atomicity violations.	Future work on language design, testing, and repair techniques should focus more on enforcing atomic regions.
(3) Few (5%) of the vulnerabilities are deadlocks.	While many kernel bugs may lead to the system hung, few of them are actually caused by deadlocks.
(4) Almost all (98%) of the vulnerabilities involve two threads and one variable.	One may leverage this characteristics to improve the performance of related tools and techniques.
Findings on Exploit Types (Section 5)	Implications
(5) Many (60%) of the vulnerabilities are caused by Memory Corruption (MC).	Future work on mitigating vulnerabilities should focus more on memory protection in the kernel space.
(6) Few (2%) of the vulnerabilities are caused by Execute Code (EC).	It may be more difficult to execute malicious codes by leveraging concurrency vulnerabilities.
(7) Many (72%) of the vulnerabilities can lead to Denial of Service (DoS).	DoS is actually the most common consequence of concurrency vulnerability based attacks.
(8) About one third (30%) of the vulnerabilities can lead to Gain Privilege (GP).	GP is obviously dangerous and thus more attention should be devoted to them in the future.
(9) Few vulnerabilities lead to Gain Information (6%) and Bypass Something (6%)	This is based on samples prior to Meltdown/Spectre, which might have changed the situation.
Findings on Repair Strategies (Section 6)	Implications
(10) Almost half (50%) of the vulnerabilities are patched using <i>Condition Check</i> .	Future work on automated patching tools should devote more attention to Condition Check.
(11) Few (9%) of the vulnerabilities are patched using <i>Code Switch</i> .	The correctness of Code Switch is actually difficult to reason about; thus, it may not be easily automated.

unrelated to concurrency. Since Linux is an operating system, any bug may cause system hung eventually. By focusing on CWE-362-Race Conditions, we guarantee that all vulnerabilities are indeed concurrency related.

For each of the 101 samples, we collected the following information: publishing date, which is when the vulnerability is archived by CVE; and duration between the publishing date and the last modified date, which is interpreted as the patching duration. We read all the descriptions, discussions, documentations, and code snippets, based on which we classified samples by their bug types, vulnerability types, and repair strategies. Here, bug types refer to either deadlock or non-deadlock bugs such as atomicity and order violations (Section 2.1). We consider the adversarial type, meaning whether the attack can be launched by a local user, who can run programs on the same computer, or a remote user. We also analyzed the bug manifestations, e.g., the number of threads and variables involved in triggering the bugs. Finally, we analyzed the repair strategies, which include *condition check*, *code switch*, *lock strategy* and *design change* (Section 6).

3.2 Vulnerability Categories

Following conventions used by security professionals in CVE [13], we classify vulnerabilities into six categories: *Memory Corruption* (MC), *Execute Code* (EC), *Denial of Service* (DoS), *Gain Privilege* (GP), *Gain Information* (GI), and *Bypass Something* (BS). Note that these categories are not mutually exclusive, e.g., it is entirely possible that a vulnerability is labeled as both DoS and MC.

Memory Corruption (MC) refers to failures such as use-after-free, null pointer dereference, double free, and buffer overflow. Execute Code (EC) refers to execution of malicious code injected by the

attacker or gathered from the existing code base, e.g., as in return-to-libc attacks [49]. These two types of failures often cause the other four types of failures.

Denial of Service (DoS) refers to scenarios where legitimate users are no longer able to access the network, system, local or remote resources. Sometimes, they may also experience unusually slow system performance. Gain Privilege (GP) refers to scenarios where non-root users are able to gain root access, which is obviously dangerous because it may lead to all kinds of other security issues. Gain Information (GI) refers to scenarios where sensitive information is revealed to attackers. Although it may seem benign initially, GI could be the first step of a sequence of destructive attacks. Bypass Something (BS) refers to scenarios where security restrictions such as authentication and file size restriction are skipped accidentally, which allows attackers to access resources that normally are not available to them.

3.3 Threats to Validity

As with any empirical study, our work has limitations. First, our conclusions are valid only for the specific type of vulnerabilities used in the study. Since we focus on concurrency vulnerabilities in Linux, the results should not be generalized beyond them. Nevertheless, since our sample size is sufficiently large, we expect that certain characteristics of the concurrency vulnerabilities to be general enough, and the patterns identified in this paper to be useful not only for Linux developers, but also other similar systems based on POSIX threads (PThreads) and written in C.

Since our study used exclusively the confirmed CVE entries, we do not know how many exploits occurred in practice, but were never reported to CVE. Although the CVE database is comprehensive,

```

/* Thread T1 */
1 _file_splice_write(pipe_inode_info *pipe,
  struct file *out){
2   ....
3   inode_double_lock(inode, pipe->inode);
4   ret = file_remove_suid(out);
5   if (likely(!ret))
6     ret = __splice_from_pipe(pipe, ...);
7   .... }

/* Thread T2 */
10 _file_splice_write(
  pipe_inode_info *pipe,
  struct file *out) {
11   ....
12   inode_double_lock(inode,
13     pipe->inode);
14 }

15 inode_double_lock(struct inode *inode1, struct inode *inode2){
16   ....
17   if (inode1 < inode2) {
18     mutex_lock_nested(&inode1->i_mutex, I_MUTEX_PARENT);
19     mutex_lock_nested(&inode2->i_mutex, I_MUTEX_CHILD);
20   } else {
21     mutex_lock_nested(&inode2->i_mutex, I_MUTEX_PARENT);
22     mutex_lock_nested(&inode1->i_mutex, I_MUTEX_CHILD);
23   }
24 }

```

Figure 6: Deadlock-related functions in fs/splice.c

and often regarded as the official source by security professionals, it is entirely possible that some vulnerabilities were patched without ever being reported to CVE. Moreover, our data were based on vulnerabilities reported from 2007 to 2017, which are prior to the discovery of Meltdown [33] and Spectre [28]; therefore, newer types of security vulnerabilities [20, 61] may be under-represented or entirely missing.

Linux is written using the C language together with low-level synchronization primitives such as spin locks. In other systems and applications, such as Android and Web applications, the code is often written using different languages such as Java and JavaScript. Therefore, the characteristics of concurrency vulnerabilities may be entirely different. For example, memory corruption related vulnerabilities may not be as relevant in Android applications as in Linux kernel code due to the use of a “safe” language (Java) in Android.

4 STUDY OF VULNERABILITIES

In this section, we present three case studies of concurrency vulnerabilities from the National Vulnerability Database (NVD)[42]. The vulnerabilities correspond to the three bug types: deadlock, atomicity violation, and order violation. While the deadlock related vulnerability was revealed almost a decade ago, the other two were revealed recently. These three case studies were selected based on our digest of insightful discussions from the open-source communities.

4.1 Deadlock on File Splicing

Our first case study is on a vulnerability caused by deadlock. The deadlock is related to the Linux file splicing. It occurs when two or more threads try to access the same files using lock-based synchronization.

Recall that the kernel code may write to a file through piped steps, where each pipe has a *read* end and a *write* end. Data coming from the *read* end is redirected to the next step by the *write* end and, finally, is written to the file. As shown in CVE-2009-1961 [9], due to an implementation bug, concurrent calls to file splicing with pipe contention may lead to security attacks.

Figure 6 shows the related code snippet. The upper-left function, named `_file_splice_write`, splices data from a pipe to a file,

```

1 struct timerfd_ctx {
2   ....
3   struct list_head clist;
4   struct file *out;
5   bool might_cancel; }

/* Thread T2 */
12 _setup(timerfd_ctx *ctx, ...){
13   ....
14   if (!ctx->might_cancel){
15     ctx->might_cancel = true;
16     spin_lock(&cancel_lock);
17     list_add_rcu(&ctx->clist,
18       &cancel_list);
19     spin_unlock(&cancel_lock);
20   } else if (ctx->might_cancel){
21     _remove(ctx);
22   }
23   ....}

/* Thread T1 */
5 _remove(timerfd_ctx *ctx) {
6   if (ctx->might_cancel){
7     ctx->might_cancel = false;
8     spin_lock(&cancel_lock);
9     list_del_rcu(&ctx->clist);
10    spin_unlock(&cancel_lock);
11  } }

```

Figure 7: The *Timer* file descriptor and related operations

whereas the upper-right is a more concise version of the function. The third function, named `inode_double_lock`, is meant to lock two input inodes in the *parent-child* order. Specifically, the file-splicing operation tries to lock both the pipe and the destination file (Line 3), and then moves data from the pipe to the file inside the function `__splice_from_pipe` (Line 6). However, due to a design error, there may be a deadlock when multiple threads use different locking orders on the same pipe and file.

Assume T1 and T2 execute the same `_file_splice_write()` over the same pipe and file, as shown in Figure 6. Following the dotted line, T1 locks both pipe and file using `inode_double_lock()` (Line 3) before transferring data in `__splice_from_pipe()` (Line 6). However, if the pipe is not ready, T1 will have to release the lock on pipe->inode and go to sleep. Next, T2 tries to lock the same pipe->inode and inode in `inode_double_lock()` (Line 12). At this moment, T2 can lock pipe->inode since it has been released by T1, but can never lock inode because it is still held by T1.

More seriously, the deadlock may be triggered by a (malicious) program with low privilege, and yet the deadlock itself will force the system to deny services to file creation and removal to all users, thus resulting in a DoS attack.

Furthermore, this particular deadlock pattern is actually quite common in Linux kernel. Three out of the five deadlock issues in our CVE entries have similar problems.

4.2 Atomicity Violation in File Descriptor

In this section, we study how atomicity violation may cause a security vulnerability in the kernel *timer* object, and how it may be exploited to launch an attack.

In a Linux kernel, developers can access the system’s *timer* through a file descriptor. The typical use of *timer* is to monitor the expiration of a running process. CVE-2017-10661 [12] describes a vulnerability that can be triggered by an attacker running multiple threads on the same *timer* file descriptor.

Figure 7 shows the code snippet where both kernel APIs, `_remove` and `_setup`, take the file descriptor pointer (`*ctx`) as a parameter. The descriptor, of the type `timerfd_ctx`, is a C structure containing a Boolean variable named `might_cancel` (Line 4), indicating if the linked list entry `clist` (Line 3) may be removed from its host.

The function `_remove()` is meant to delete the node `clist`. If `ctx->might_cancel` is *true*, then `_remove()` changes it to *false* (Line 7) and removes `clist` (Line 9). The function `_setup()` calls `_remove()` (Line 20) if its `ctx->might_cancel` is *true*; otherwise,


```

/* Thread T1 */
1 _user_tselect(struct file *file,
...){
2     struct snd_timer_user *tu;
3     tu = file->private_data;
4     .....
5     kfree(tu->queue);
6     tu->queue = NULL;
7     kfree(tu->tqueue);
8     tu->tqueue = NULL;
9     if (tu->tread) {
10        tu->tqueue = kmalloc(...);
11        .....
12    } else {
13        tu->queue = kmalloc(...);
14        .....
15    }
}

/* Thread T2 */
16 _user_read(struct file *file, ...){
17     struct snd_timer_user *tu;
18     tu = file->private_data;
19     .....
20     mutex_lock(&tu->ioc1_lock);
21     if (tu->tread) {
22         if (copy_to_user(buffer,
23             &tu->tqueue[qhead],...)) {...}
24     } else {
25         if (copy_to_user(buffer,
26             &tu->queue[qhead],...)) {...}
27     }
28     .....
29 }

```

Figure 8: Order violation related APIs in sound/core/timer.c

it sets `ctx's might_cancel` to `true` (Line 15) and then inserts `clist` to the linked list (Line 17).

In the ideal case, `_setup()` and `_remove()` work cooperatively: the former updates the flag and inserts the node while the latter resets the flag and removes the inserted node. However, the implementation of these two APIs fails to enforce the sequence of operations on `ctx` as atomic.

Therefore, an attacker can leverage this bug to trigger a memory corruption, e.g., by running the following two-threaded program.

```

/* Thread T1*/
while(1){_remove(&ctx);}

/* Thread T2*/
while(1){_setup(&ctx);}

```

The root cause of the vulnerability is that no locks are used to protect the `timer` descriptor `ctx`, hence its field `might_cancel` can be improperly altered, e.g., following the execution order shown by the red dotted line in Figure 7. That is, T2 runs first and switches to T1 immediately before Line 20 in its second invocation of `_setup()`. At this moment, the flag `might_cancel` is `true` because of the update in T2's first invocation of `_setup()` (Line 15 in Figure 7). Then, assume that T1 runs `_remove()` once to delete the list node. After that, the execution resumes to T2 to execute `_remove()` again, thus causing the double-deletion crash.

This runtime failure may also lead to a DoS attack, e.g., when multiple threads keep on removing the same list entry.

4.3 Order Violation in Memory Initialization

So far we focus only on vulnerabilities that cause noticeable system failures, but there is another type, called *Gain Information* (GI), that may be more subtle in that it does not have obvious symptoms. While GI seems benign, it can silently disclose sensitive kernel data and thus lead to subsequent attacks. In this section we study how order violation may lead to GI, as shown in CVE-2017-1000380 [11], which allows a local users to read sensitive information of others.

Figure 8 shows kernel APIs `_user_tselect()` and `_user_read()` from the ALSA subsystem, with the same parameter `*file`. The parameter has a `snd_timer_user` pointer field as `tu` (Line 3 and Line 18, respectively). The function `_user_tselect()` re-allocates heap buffer for the queue object `tqueue` or `queue` in `tu`, depending on the flag `tread` (Lines 9-14). To avoid memory leaks, `_user_tselect()` also frees and resets the two pointers before the new memory allocation (Lines 5-8).

The function `_user_read()` copies the `tqueue` or `queue` data from kernel space to user space by calling `copy_to_user()` (Lines 22 and 24, respectively). The source of the copy operation also depends on the flag `tu->tread`. To protect the data-copy against unwanted interruption, `_user_read()` locks `ioc1_lock` (Line 20) until it finishes the data transmission (Line 26).

The problem occurs if `copy_to_user()` is invoked right after `_user_tselect()` allocates the new memory, as shown by the red dotted lines in Figure 8. Note that the kernel API `kmalloc()` does not initialize its allocated memory, thus the remaining data in the newly allocated memory would be directly copied to the buffer in the user space. The problem is due to an order violation where the concurrent copy operation violates the intended order between the `kmalloc` invocation and the subsequent memory operation.

To trigger the leak, an attacker may construct a two-threaded program similar to the code introduced in section 4.2, where the two threads operate on the same file pointer by repeatedly invoking `_user_tselect()` and `_user_read()`, respectively. Once the aforementioned interleaving occurs, uninitialized memory content will be leaked to the user space.

4.4 Discussion

Concurrent vulnerabilities are common in Linux kernel code. The three case studies presented in this section represent three different concurrency bug types. They also lead to different types of system failures such as hung, program crash, and information leak. Often times, these system failures are correlated with each other, which means it is not always possible to classify a concurrency vulnerability into any one type (see Section 5 for details).

The erroneous thread interleavings that we present are not necessarily the only possible ways of exploiting these vulnerabilities. There may be many other possible interleavings. In fact, concurrency often leads to a large number of possible interleavings, some of which may be exploited; this is also one of the reasons why concurrency vulnerability detection and mitigation may be difficult.

5 CHARACTERISTICS OF VULNERABILITIES

In this section, we present the statistics of the 101 concurrency vulnerabilities used in our study, including their bug types, vulnerability types, adversarial types, as well as the numbers of threads and shared variables. In the next section, we provide similar statistics for the corresponding repair strategies.

5.1 Distribution of the Samples

Our vulnerability samples are from the past ten years. Figure 9 shows the number in each year. We omit the entries of the year 2018 because our data gathering was conducted in the summer of 2018. The result shows that, overall, the number of concurrency vulnerabilities is increasing.

To understand how long it takes for developers to patch a vulnerability, we compute the duration between the *publishing date* and the *last modified* date. The longer the duration, the more time is needed by developers to understand and patch the vulnerability. Figure 10 shows the distribution of 101 vulnerabilities over different patch durations from 1 quarter up to 3 years. The distribution shows a high distribution on both sides, indicating a vulnerability

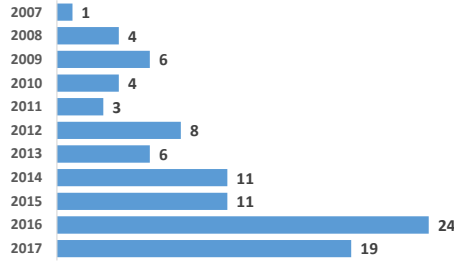


Figure 9: Number of concurrency vulnerabilities per year.

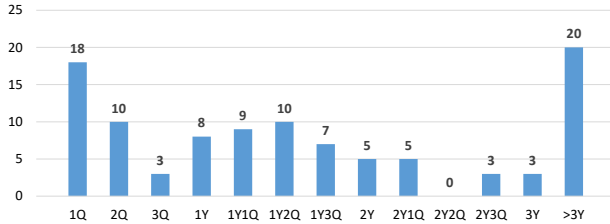


Figure 10: Distribution of time taken to patch a vulnerability.

will either be relatively easy to patch, i.e., in a short period of time, or so difficult that it cannot be patched within a couple of years.

Table 2 shows how many patches are needed before a vulnerability is eliminated. Only 19 of the 101 vulnerabilities (or 18%) were eliminated by the first patch. In contrast, 37 of them (or 36%) required more than five patches. This is also alarming because it shows how difficult it is to construct a patch. Here, more patches generally mean that the vulnerability is more complex. Since reasoning about thread interaction is challenging, developers often need to construct the patch in a trial-and-error fashion.

Table 2: Number of patches needed to fix a vulnerability.

Number of Patches Needed	Number of Vulnerabilities	Percentage
1	19	18.81%
2	9	8.91%
3	16	15.84%
4	12	11.88%
5	8	7.92%
>5	37	36.63%

5.2 Distribution of Bug Types

Next, we present characteristics of the concurrency bugs associated with the 101 vulnerabilities. Figure 11 shows the distribution of bug types on the left-hand side, and the number of threads and variables on the right-hand side. The result shows that the vast majority (95%) are non-deadlock bugs, whereas deadlocks account for only 5%. Furthermore, among the non-deadlock bugs, there are five times more atomicity violations than order violations.

As for the number of threads and variables involved in each vulnerability, we find that only 2 of the 101 samples clearly involve

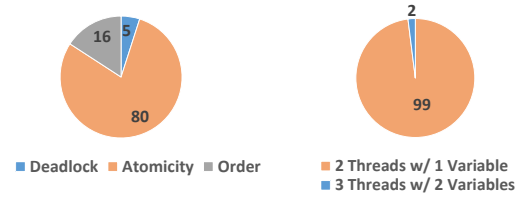


Figure 11: Distribution of concurrency bug types (left) and the number of involved threads and shared variables (right).

more than two threads and one variable. The rare occurrence of more than two threads and one variable suggests that we, as a community, should focus more on these cases during vulnerability detection and repair.

5.3 Distribution of Vulnerability Types

Next, we present statistics on the adversarial types and vulnerability types. For adversarial types, we want to know whether the attacker needs to be a local user, e.g., a user who can execute non-privileged programs on the victim's computer, or a remote user who has to access the victim's server. Table 3 shows the distribution of these two types of adversaries. The result shows that only 10% of concurrency vulnerabilities are exploitable by a remote user.

Table 3: Distribution of the adversary types.

Adversarial Type	Number of Vulnerabilities	Percentage
Local Attacker	90	89.11%
Remote Attacker	11	10.89%

Table 4 shows the distribution of vulnerability types. Among the 101 samples, 72% of them may lead to Denial of Service (DoS), 69% of them lead to Memory Corruption (MC), and 30% of them lead to Gain Privilege (GP). Each of the other three types accounts for less than 10%. Among these six vulnerability types, GP (30%) is particularly alarming, because the operating system cannot afford to have such a high risk of losing privileges to attackers. While GI (6%) and BS (5%) are also rare, they should not be neglected because they are often the first steps of a sequence of deadly attacks.

Table 4: Distribution of the vulnerability types.

Vulnerability Type	Abbreviation	Num. Vulnerabilities	Percentage
Denial of Service	DoS	73	72.28%
Memory Corruption	MC	61	60.40%
Gain Privilege	GP	30	29.70%
Gain Information	GI	6	5.94%
Bypass Something	BS	5	4.95%
Execute Code	EC	2	1.98%

Since the vulnerability types are not mutually exclusive, we want to know how much they overlap. Figure 12 shows the Venn diagram of the three largest groups: DoS, MC, and GP, together with the number of vulnerabilities in each group. Among the 101 samples, 56 may lead to both DoS and MC, 23 may lead to both DoS and GP, and 23 may lead to both MC and GP. Interestingly, there are 10 vulnerabilities that may lead to all three types. A closer look at

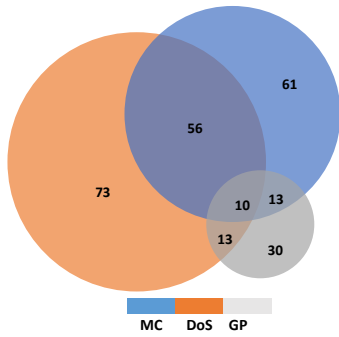


Figure 12: Overlapping vulnerability types: MC–DoS–GP.

these 10 vulnerabilities show that MC could potentially grant the attacker more privilege in the system and then cause the system to hang.

Table 5 shows the manifestations of each vulnerability type, i.e., the number of variables and threads involved in triggering the vulnerability. The result shows that nearly all of them involve two threads and one shared variable. For the vulnerabilities that involve more than two threads and more than one variable, a closer look shows that they can only lead to DoS and GP, perhaps because they sometimes require more complex thread interactions.

Table 5: Manifestations of the vulnerability types.

Vulnerability Type	Number of variables		Number of threads	
	one variable	> 1 variable	two threads	> 2 threads
Denial of Service	98.63%	1.37%	98.63%	1.37%
Memory Corruption	100.00%	0%	100.00%	0%
Gain Privilege	93.33%	6.67%	93.33%	6.67%
Gain Information	100.00%	0%	100.00%	0%
Bypass Something	100.00%	0%	100.00%	0%
Execute Code	100.00%	0%	100.00%	0%

Table 6 shows the bug type distribution within each vulnerability type. That is, for each vulnerability type, it shows how many of them are caused by deadlock, atomicity violations, and order violations. The main observation is that atomicity violation may lead to all kinds of vulnerabilities, and therefore should be the focus of future research on concurrency vulnerability detection, analysis, and repair.

Table 6: Bug type distribution in vulnerability types.

Vulnerability Type	Atomicity Violation	Order Violation	Deadlock
Denial of Service	75.34%	6.85%	6.85%
Memory Corruption	75.41%	22.95%	1.64%
Gain Privilege	93.33%	6.67%	0.00%
Bypass Something	83.33%	16.67%	0.00%
Gain Information	100.00%	0.00%	0.00%
Execute Code	100.00%	0.00%	0.00%

Only one case with Denial of Service and Memory Corruption vulnerability types has deadlock bug type [15]. In that case, deadlock leads to Denial of Service or it may have use-after-free of Memory Corruption vulnerability.

6 STUDY OF REPAIR STRATEGIES

In this section, we study the patches adopted by developers for eliminating the 101 vulnerabilities. After carefully following the online descriptions, discussions and the related code, we identify four repair strategies, named *condition check*, *code switch*, *lock strategy* and *design change*, respectively. Table 7 shows the overall distribution of these four strategies. Among them, *condition check* is the most frequently used, accounting for almost half of all patches, whereas *code switch* is the least frequently used, accounting for less than 10% of the patches.

Table 7: Distribution of the repair strategies.

Patching Strategy	Number of Vulnerabilities	Percentage
Condition Check	48	47.52%
Code Switch	9	8.91%
Lock Strategy	29	28.71%
Design Change	39	38.61%

In the remainder of this section, we use examples to illustrate each individual repair strategy.

6.1 Condition Check

Condition check is an intuitive way of changing the intra-thread control flow as well as the inter-thread interleaving, thus avoiding the unsafe program states. For example, in the aforementioned CVE-2016-5195 (Dirty COW), developers adopted a patch constructed by adding a condition check.

Recall that in Dirty COW, the problem comes from the unexpected removal of a specific *Get User Pages Flags* (or *gup_flags*) during the handling of page faults, which is then exploited to grant the write access to privileged files.

One way to address the problem is introducing a new internal flag, named *FOLL_COW*, for *gup_flags*; the new flag indicates the completion of the Copy-On-Write process.

Figure 13 shows the difference between the original and modified versions of a related code snippet, where the condition check is inserted to validate the page table entries (*pte*) checking: *pte* can only be writable after going through a COW cycle. By adding this condition check, the code will be able to properly handle the case where COW-ed page is purged by a malicious thread.

6.2 Code Switch

Another strategy for eliminating concurrency vulnerabilities is switching the order of certain code statements. Consider the patch of CVE-2016-9794 as an example, which demonstrates this strategy.

Here, a function named `kill_fasync()` is provided by the Digital Audio (PCM) library in Linux kernel. As shown in Figure 14, the vulnerable code invokes this function from outside of the stream lock protected region, which may lead to a race condition.

The quick workaround adopted by Linux kernel developers is to move the call to `kill_fasync()` inside the region protected by the stream lock. Although this *one-liner* may enlarge the scope of the stream lock protected region, and thus in theory lead to performance degradation, in practice, it actually has little impact on the system’s performance.

```

@@ -60,6 +60,16 @@ static int follow_pfn_pte(
#define FOLL_FORCE 0x10
+ #define FOLL_COW 0x4000

+ static inline bool can_follow_write_pte(...){
+     return pte_write(pte) ||
+         ((flags & FOLL_FORCE) &&
+          (flags & FOLL_COW) &&
+          pte_dirty(pte));
+ }
static struct page *follow_page_pte(...){
if ((flags & FOLL_NUMA) && pte_protnone(pte))
goto no_page;
-     if ((flags & FOLL_WRITE) && !pte_write(pte)) {
+     if ((flags & FOLL_WRITE) &&
+         !can_follow_write_pte(pte, flags)) {
pte_unmap_unlock(ptep, ptl);
return NULL;
}

```

Figure 13: Patch for Dirty COW in mm/gup.c.

```

@@ -1886,8 +1886,8 @@ void snd_pcm_period_elapsed(
snd_timer_interrupt(substream->timer, 1);
#endif
_end:
-     snd_pcm_stream_unlock_irqrestore(substream, flags);
kill_fasync(&runtime->fasync, SIGIO, POLL_IN);
+     snd_pcm_stream_unlock_irqrestore(substream, flags);
}
EXPORT_SYMBOL(snd_pcm_period_elapsed);

```

Figure 14: Patch for *use-after-free* in sound subsystem.

```

1 struct timerfd_ctx {
2     .....
3     struct list_head clist;
+     spinlock_t cancel_lk;
4     bool might_cancel; }

5 _remove(timerfd_ctx *ctx) {
+     spin_lock(&ctx->cancel_lk);
6     if(ctx->might_cancel){
7         ctx->might_cancel = false;
8         spin_lock(&cancel_lk);
9         list_del_rcu(&ctx->clist);
10        spin_unlock(&cancel_lk);
11    }
+     spin_unlock(&ctx->cancel_lk);

12 _setup(timerfd_ctx *ctx, ...){
13     .....
+     spin_lock(&ctx->cancel_lk);
14     if(!ctx->might_cancel){
15         ctx->might_cancel = true;
16         spin_lock(&cancel_lk);
17         list_add_rcu(&ctx->clist,
18                     &cancel_list);
19         spin_unlock(&cancel_lk);
20     }else if(ctx->might_cancel){
21         _remove(ctx);
22     }
+     .....
+     spin_unlock(&ctx->cancel_lk);
23 }

```

Figure 15: Patch for race condition in *timerfd* subsystem.

6.3 Lock Strategy

The third strategy for eliminating concurrency vulnerabilities is to change the way locks are used. For example, a new lock may be inserted to wrap up an entire critical section, to avoid it being interrupted by other threads. However, new locks must be added with caution since they often lead to performance degradation. This is especially important for Linux kernel developers who care about performance.

Figure 15 shows a patch constructed for CVE-2017-10661, which has been discussed in Section 4.2. Here, a new lock-unlock pair is added to protect the critical region, to ensure that the concurrent operations on *ctx* inside *setup()* and *remove()* are always executed atomically.

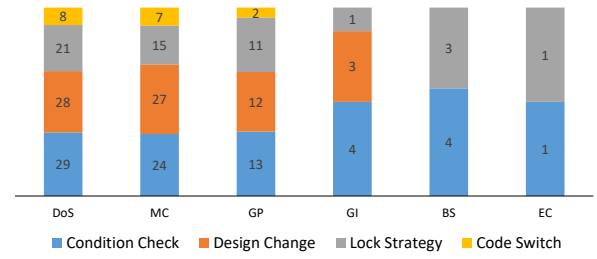


Figure 16: Repair strategy distribution in vulnerabilities.

6.4 Design Change

The last repair strategy that developers used to eliminate concurrency vulnerabilities is design change. That is, developers choose to solve the security issues by refactoring the program, which in turn changes the thread synchronization patterns as well as the related data structures. Although the complexity of design change may vary, e.g., ranging from simply removing a few unnecessary variables from the shared data structure to reimplementing the entire functionality, in general, it is significantly more complex than the other three strategies. Therefore, it is also the most difficult to automate.

For example, in CVE-2016-2545 [14], recall that the problem is due to *snd_timer_interrupt()* from Advanced Linux Sound Architecture (ALSA) subsystem, which does not properly maintain a couple of linked lists. Therefore, it allows a local user to trigger a race condition and then a system crash. In this case, the linked lists may be removed by another function named *snd_timer_stop()* while it is being removed by the function *snd_timer_interrupt()*, thus resulting in a double-free.

The patch adopted by Linux developers added a brand-new function named *list_del_init()*, which is used to remove the list. Then, all other functions delegate the deletion operation to this new function. They can avoid the double-free error by always re-initializing the list entry after deletion.

6.5 Distribution of Repair Strategies

We analyze the patches adopted by Linux developers for the 101 concurrency vulnerabilities, and count the number of times each of the four repair strategies are used for each vulnerability type. The result is shown in Figure 16. That is, for every vulnerability type, we show the number of times that each repair strategy is used to construct the patches.

The result shows that, overall, *condition check* is the most frequently used repair strategy; *lock strategy* is also used to construct patches for all vulnerability types. However, since adding locks may lead to severe performance degradation, it is not as frequently used by kernel developers as they are used by application developers [1, 2, 45]. This is perhaps because kernel developers are more cautious about the patch's performance impact. In contrast, *design change* has been used for DoS, MC, GP and GI only. Finally, *code switch* has been used for DoS, MS, and GP only. Although it may appear to be simple, *code switch* can become tricky and thus may

not be applicable in complex situations where it is difficult to determine whether swapping the order of program statements may fix certain issues.

Overall, our result shows that patching concurrency vulnerabilities remain a challenging task: the duration between a vulnerability's publishing date and the last-modification date is long. Thus, we need to devote more effort in developing automated tools and techniques, to help speed up the vulnerability detection, analysis, and repair.

7 RELATED WORK

There is a large body of work on studying various aspects of concurrency bugs in software [3–5, 19, 21, 22, 38, 43, 52, 57–60, 63, 70]. As we mentioned earlier, Lu et al. [38] conducted a comprehensive study of real-world concurrency bug characteristic in four open-source applications: Mozilla, Apache, MySQL and OpenOffice, and their bug samples were from the years prior to 2007. Fu et al. [19] surveyed more than 100 research papers, together with 10 applications, based on which they analyzed strategies used for automated bug detection, replay, and avoidance. However, none of these prior works focus on vulnerabilities caused by concurrency bugs.

In different application domains, Stender et al. [52] and Paleari et al. [43] studied concurrency vulnerabilities, however, their focus was on either on web applications or distributed database systems, not on vulnerabilities in Linux kernel code. Yang et al. [63] conducted a summary and categorization of a limited number of concurrency attacks. Warszawski et al. [58] also focused on concurrency vulnerabilities in database systems, which may be exploited by APIs accessible in programs that use the database. However, their focus was on detecting these vulnerabilities using a trace based static analysis as opposed to empirical studies.

Wang et al. [57] investigated conditions under which double-fetch may become vulnerabilities in Linux kernels. They also provided a technique for detecting such double-fetch vulnerabilities. Wei et al. [60] and Watson et al. [59] both studied the TOCTTOU vulnerabilities in Linux, which represent a small subset of the possible concurrency attacks, and their focus was on identifying vulnerabilities that may lead to privilege escalations or bypassing security checks. In contrast to these prior works, which touched upon only certain aspects of concurrency vulnerabilities, we conducted the first comprehensive study of all three bug types, seven vulnerability types, and 101 real vulnerabilities from Linux kernel code.

There is also a large body of work on developing techniques for detecting and mitigating concurrency bugs [8, 25, 35, 69]. In particular, Kasikci et al. [25] studied the difference between data-races and data-race bugs, and developed a tool for identifying harmful data-races. Heuristic techniques have also been applied to concurrency bug detection [35], which employs both static analysis and fuzzing testing. Zhao et al. [69] developed a tool named *OWL*, which relies on the implicit impact of concurrency vulnerabilities to detect them. Cowan et al. [8] developed a tool named *RaceGuard* to prevent temporal file injections. However, they were not comprehensive studies on concurrency related security vulnerabilities.

8 CONCLUSIONS

We have presented a comprehensive study of 101 recent concurrency vulnerabilities in Linux kernels. All of these vulnerabilities were reported to the CVE database in the past ten years; they were also confirmed, analyzed, and eventually patched by Linux kernel developers. We illustrated the individual concurrency bug types, vulnerability types, and patching strategies using real-world examples. We also presented the main characteristics of these vulnerabilities, including their manifestations, such as the number of variables and threads involved, distribution of bug types, adversarial types and vulnerability types, distribution of repair strategies, and number of months taken for developers to fix the vulnerability. With the study, we hope to shed light on the severity of concurrency vulnerabilities and potential deficiencies of existing tools, and point out some future research directions.

REFERENCES

- [1] Jonathan Aldrich, Emin Gün Sirer, Craig Chambers, and Susan J Eggers. Comprehensive synchronization elimination for Java. *Science of Computer Programming*, 47(2-3):91–120, 2003.
- [2] Jeff Bogda and Urs Hölzle. Removing unnecessary synchronization in Java. In *ACM SIGPLAN Notices*, volume 34, pages 35–46. ACM, 1999.
- [3] Yan Cai, Lingwei Cao, and Jing Zhao. Adaptively generating high quality fixes for atomicity violations. In *Proceedings of the 2017 11th Joint Meeting on Foundations of Software Engineering, ESEC/FSE 2017, Paderborn, Germany, September 4-8, 2017*, pages 303–314, 2017.
- [4] Yan Cai and W. K. Chan. MagicFuzzer: Scalable deadlock detection for large-scale applications. In *34th International Conference on Software Engineering, ICSE 2012, June 2-9, 2012, Zurich, Switzerland*, pages 606–616, 2012.
- [5] Yan Cai, Shangru Wu, and W. K. Chan. Conlock: a constraint-based approach to dynamic checking on deadlocks in multithreaded programs. In *36th International Conference on Software Engineering, ICSE '14, Hyderabad, India - May 31 - June 07, 2014*, pages 491–502, 2014.
- [6] Andy Chou, Junfeng Yang, Benjamin Chelf, Seth Hallem, and Dawson R. Engler. An empirical study of operating system errors. In *Proceedings of the 18th ACM Symposium on Operating System Principles, SOSP 2001, Chateau Lake Louise, Banff, Alberta, Canada, October 21-24, 2001*, pages 73–88, 2001.
- [7] Ankit Choudhary, Shan Lu, and Michael Pradel. Efficient detection of thread safety violations via coverage-guided generation of concurrent tests. In *Proceedings of the 39th International Conference on Software Engineering, ICSE 2017, Buenos Aires, Argentina, May 20-28, 2017*, pages 266–277, 2017.
- [8] Crispin Cowan, Steve Beattie, Chris Wright, and Greg Kroah-Hartman. Raceguard: Kernel protection from temporary file race vulnerabilities. In *10th USENIX Security Symposium, August 13-17, 2001, Washington, D.C., USA, 2001*.
- [9] CVE. An example of deadlock CVE-2009-1961, <https://www.cvedetails.com/cve/CVE-2009-1961/>, 2009.
- [10] CVE. The "dirty cow" vulnerability CVE-2016-5195, <https://www.cvedetails.com/cve/CVE-2016-5195/>, 2016.
- [11] CVE. CVE-2017-1000380, <https://www.cvedetails.com/cve/CVE-2017-1000380/>, 2017.
- [12] CVE. CVE-2017-10661, <https://www.cvedetails.com/cve/CVE-2016-5195/>, 2017.
- [13] CVE. CVE Details. <https://www.cvedetails.com/>, 2018.
- [14] CVE. Race condition in alsa CVE-2016-2545, <https://www.cvedetails.com/cve/CVE-2016-2545/>, 2018.
- [15] CVE. Race condition in sound system CVE-2018-1000004, <https://seclists.org/oss-sec/2018/q1/51>, 2018.
- [16] Drew Dean and Alan J. Hu. Fixing races for fun and profit: How to use access(2). In *Proceedings of the 13th USENIX Security Symposium, August 9-13, 2004, San Diego, CA, USA*, pages 195–206, 2004.
- [17] Dawson R. Engler and Ken Ashcraft. Racerx: effective, static detection of race conditions and deadlocks. In *Proceedings of the 19th ACM Symposium on Operating Systems Principles 2003, SOSP 2003, Bolton Landing, NY, USA, October 19-22, 2003*, pages 237–252, 2003.
- [18] John Erickson, Madanlal Musuvathi, Sebastian Burckhardt, and Kirk Olynyk. Effective data-race detection for the kernel. In *9th USENIX Symposium on Operating Systems Design and Implementation, OSDI 2010, October 4-6, 2010, Vancouver, BC, Canada, Proceedings*, pages 151–162, 2010.
- [19] Haojie Fu, Zan Wang, Xiang Chen, and Xiangyu Fan. A systematic survey on automated concurrency bug detection, exposing, avoidance, and fixing techniques. *Software Quality Journal*, 26(3):855–889, 2018.
- [20] Shengjian Guo, Meng Wu, and Chao Wang. Adversarial symbolic execution for detecting concurrency-related cache timing leaks. In *Proceedings of the 2018 ACM Joint Meeting on European Software Engineering Conference and Symposium on the Foundations of Software Engineering, ESEC/SIGSOFT FSE 2018, Lake Buena Vista, FL, USA, November 04-09, 2018*, pages 377–388, 2018.
- [21] Yu Guo, Yan Cai, and Zijiang Yang. AtexRace: across thread and execution sampling for in-house race detection. In *Proceedings of the 2017 11th Joint Meeting on Foundations of Software Engineering, ESEC/FSE 2017, Paderborn, Germany, September 4-8, 2017*, pages 315–325, 2017.
- [22] Jeff Huang and Charles Zhang. Debugging concurrent software: Advances and challenges. *Journal of Computer Science and Technology*, 31:861–868, 09 2016.
- [23] Jeff Huang, Charles Zhang, and Julian Dolby. CLAP: recording local executions to reproduce concurrency failures. In *ACM SIGPLAN Conference on Programming Language Design and Implementation, PLDI '13, Seattle, WA, USA, June 16-19, 2013*, pages 141–152, 2013.
- [24] Guoliang Jin, Wei Zhang, and Dongdong Deng. Automated concurrency-bug fixing. In *10th USENIX Symposium on Operating Systems Design and Implementation, OSDI 2012, Hollywood, CA, USA, October 8-10, 2012*, pages 221–236, 2012.
- [25] Baris Kasikci, Cristian Zamfir, and George Candea. Data races vs. data race bugs: telling the difference with portend. In *Proceedings of the 17th International Conference on Architectural Support for Programming Languages and Operating Systems, ASPLOS 2012, London, UK, March 3-7, 2012*, pages 185–198, 2012.
- [26] Linux Kernel. Kernelthreadsanitizer, a fast data race detector for the linux kernel, 2015.
- [27] Sepideh Khoshnood, Markus Kusano, and Chao Wang. ConcBugAssist: constraint solving for diagnosis and repair of concurrency bugs. In *Proceedings of the 2015 International Symposium on Software Testing and Analysis, ISSTA 2015, Baltimore, MD, USA, July 12-17, 2015*, pages 165–176, 2015.
- [28] Paul Kocher, Daniel Genkin, Daniel Gruss, Werner Haas, Mike Hamburg, Moritz Lipp, Stefan Mangard, Thomas Prescher, Michael Schwarz, and Yuval Yarom. Spectre attacks: Exploiting speculative execution. *ArXiv e-prints*, January 2018.
- [29] Kyung-suk Lhee and Steve J. Chapin. Detection of file-based race conditions. *Int. J. Inf. Sec.*, 4(1-2):105–119, 2005.
- [30] Huarui Lin, Zan Wang, Shuang Liu, Jun Sun, Dongdi Zhang, and Guangning Wei. Pfix: fixing concurrency bugs based on memory access patterns. In *Proceedings of the 33rd ACM/IEEE International Conference on Automated Software Engineering, ASE 2018, Montpellier, France, September 3-7, 2018*, pages 589–600, 2018.
- [31] Linux. Atomicity violation code in af_packet.c, <https://github.com/torvalds/linux/commit/d199fab63c11998a602205f7ee7f7c05c97164b>, 2018.
- [32] Linux. Order violation code in seq/seq_queue.c, <https://git.kernel.org/pub/scm/linux/kernel/git/torvalds/linux.git/commit/?id=3567eb6af614dac436c4b16a8d426f9aed639b3>, 2018.
- [33] Moritz Lipp, Michael Schwarz, Daniel Gruss, Thomas Prescher, Werner Haas, Stefan Mangard, Paul Kocher, Daniel Genkin, Yuval Yarom, and Mike Hamburg. Meltdown. *ArXiv e-prints*, January 2018.
- [34] Bozhen Liu and Jeff Huang. D4: Fast concurrency debugging with parallel differential analysis. In *Proceedings of the 39th ACM SIGPLAN Conference on Programming Language Design and Implementation, PLDI 2018*, pages 359–373, New York, NY, USA, 2018. ACM.
- [35] Changming Liu, Deqing Zou, Peng Luo, Bin B. Zhu, and Hai Jin. A heuristic framework to detect concurrency vulnerabilities. In *Proceedings of the 34th Annual Computer Security Applications Conference, ACSAC 2018, San Juan, PR, USA, December 03-07, 2018*, pages 529–541, 2018.
- [36] Peng Liu, Omer Tripp, and Charles Zhang. Grail: Context-aware fixing of concurrency bugs. In *Proceedings of the 22nd ACM SIGSOFT International Symposium on Foundations of Software Engineering, FSE 2014*, pages 318–329, New York, NY, USA, 2014. ACM.
- [37] Shan Lu, Soyeon Park, Chongfeng Hu, Xiao Ma, Weihang Jiang, Zhenmin Li, Raluca A. Popa, and Yuanyuan Zhou. MUVI: automatically inferring multi-variable access correlations and detecting related semantic and concurrency bugs. In *Proceedings of the 21st ACM Symposium on Operating Systems Principles 2007, SOSP 2007, Stevenson, Washington, USA, October 14-17, 2007*, pages 103–116, 2007.
- [38] Shan Lu, Soyeon Park, Eunsoo Seo, and Yuanyuan Zhou. Learning from mistakes: a comprehensive study on real world concurrency bug characteristics. In *Proceedings of the 13th International Conference on Architectural Support for Programming Languages and Operating Systems, ASPLOS 2008, Seattle, WA, USA, March 1-5, 2008*, pages 329–339, 2008.
- [39] Shan Lu, Joseph Tucek, Feng Qin, and Yuanyuan Zhou. AVIO: detecting atomicity violations via access interleaving invariants. In *Proceedings of the 12th International Conference on Architectural Support for Programming Languages and Operating Systems, ASPLOS 2006, San Jose, CA, USA, October 21-25, 2006*, pages 37–48, 2006.
- [40] Brandon Lucia, Luis Ceze, and Karin Strauss. ColorSafe: architectural support for debugging and dynamically avoiding multi-variable atomicity violations. In *37th International Symposium on Computer Architecture (ISCA 2010), June 19-23, 2010, Saint-Malo, France*, pages 222–233, 2010.
- [41] Brandon Lucia, Joseph Devietti, Karin Strauss, and Luis Ceze. Atom-aid: Detecting and surviving atomicity violations. In *35th International Symposium on Computer Architecture (ISCA 2008), June 21-25, 2008, Beijing, China*, pages 277–288, 2008.
- [42] NIST. National Vulnerability Database. <https://nvd.nist.gov/>, 2018.
- [43] Roberto Paleari, Davide Marrone, Danilo Bruschi, and Mattia Monga. On race vulnerabilities in web applications. In *Detection of Intrusions and Malware, and Vulnerability Assessment, 5th International Conference, DIMVA 2008, Paris, France, July 10-11, 2008. Proceedings*, pages 126–142, 2008.
- [44] Polyvios Pratikakis, Jeffrey S. Foster, and Michael Hicks. LOCKSMITH: practical static race detection for C. *ACM Trans. Program. Lang. Syst.*, 33(1):3:1–3:55, 2011.
- [45] Erik Ruf. Effective synchronization removal for Java. In *ACM SIGPLAN Notices*, volume 35, pages 208–218. ACM, 2000.
- [46] Neha Rungta, Eric G. Mercer, and Willem Visser. Efficient testing of concurrent programs with abstraction-guided symbolic execution. In *Model Checking Software, 16th International SPIN Workshop, Grenoble, France, June 26-28, 2009. Proceedings*, pages 174–191, 2009.
- [47] Stefan Savage, Michael Burrows, Greg Nelson, Patrick Sobalvarro, and Thomas E. Anderson. Eraser: A dynamic data race detector for multithreaded programs. *ACM Trans. Comput. Syst.*, 15(4):391–411, 1997.
- [48] Koushik Sen. Race directed random testing of concurrent programs. In *Proceedings of the ACM SIGPLAN 2008 Conference on Programming Language Design and Implementation, Tucson, AZ, USA, June 7-13, 2008*, pages 11–21, 2008.
- [49] Hovav Shacham. The geometry of innocent flesh on the bone: Return-into-libc without function calls (on the x86). In *Proceedings of the 14th ACM Conference on*

- Computer and Communications Security, CCS '07*, pages 552–561, New York, NY, USA, 2007. ACM.
- [50] Yao Shi, Soyeon Park, Zuoning Yin, Shan Lu, Yuanyuan Zhou, Wenguang Chen, and Weimin Zheng. Do I use the wrong definition?: Defuse: definition-use invariants for detecting concurrency and sequential bugs. In *Proceedings of the 25th Annual ACM SIGPLAN Conference on Object-Oriented Programming, Systems, Languages, and Applications, OOPSLA 2010, October 17–21, 2010, Reno/Tahoe, Nevada, USA*, pages 160–174, 2010.
 - [51] Nishant Sinha and Chao Wang. Staged concurrent program analysis. In *Proceedings of the 18th ACM SIGSOFT International Symposium on Foundations of Software Engineering, 2010, Santa Fe, NM, USA, November 7–11, 2010*, pages 47–56, 2010.
 - [52] Scott Stender and Alexander Vidergar. Concurrency attacks in web applications. Technical report, Red Hat, 2008.
 - [53] Lin Tan, Yuanyuan Zhou, and Yoann Padoleau. aComment: mining annotations from comments and code to detect interrupt related concurrency bugs. In *Proceedings of the 33rd International Conference on Software Engineering, ICSE 2011, Waikiki, Honolulu, HI, USA, May 21–28, 2011*, pages 11–20, 2011.
 - [54] L. Torvalds. Linux kernel git repository. git.kernel.org/pub/scm/linux/kernel/git/torvalds/linux.git, 2018.
 - [55] Tengfei Tu, Xiaoyu Liu, Linhai Song, and Yiyang Zhang. Understanding real-world concurrency bugs in go. In *Proceedings of the Twenty-Fourth International Conference on Architectural Support for Programming Languages and Operating Systems, ASPLOS 2019, Providence, RI, USA, April 13–17, 2019*, pages 865–878, 2019.
 - [56] Chao Wang, Mahmoud Said, and Aarti Gupta. Coverage guided systematic concurrency testing. In *International Conference on Software Engineering*, pages 221–230, 2011.
 - [57] Pengfei Wang, Jens Krinke, Kai Lu, Gen Li, and Steve Dodier-Lazaro. How double-fetch situations turn into double-fetch vulnerabilities: A study of double fetches in the linux kernel. In *26th USENIX Security Symposium, USENIX Security 2017, Vancouver, BC, Canada, August 16–18, 2017*, pages 1–16, 2017.
 - [58] Todd Warszawski and Peter Bailis. Acidrain: Concurrency-related attacks on database-backed web applications. In *Proceedings of the 2017 ACM International Conference on Management of Data, SIGMOD Conference 2017, Chicago, IL, USA, May 14–19, 2017*, pages 5–20, 2017.
 - [59] Robert N. M. Watson. Exploiting concurrency vulnerabilities in system call wrappers. In *First USENIX Workshop on Offensive Technologies, WOOT '07, Boston, MA, USA, August 6, 2007*, 2007.
 - [60] Jinpeng Wei and Calton Pu. TOCTTOU vulnerabilities in unix-style file systems: An anatomical study. In *Proceedings of the FAST '05 Conference on File and Storage Technologies, December 13–16, 2005, San Francisco, California, USA, 2005*.
 - [61] Meng Wu and Chao Wang. Abstract interpretation under speculative execution. In *Proceedings of the 40th ACM SIGPLAN Conference on Programming Language Design and Implementation*, 2019.
 - [62] Zhendong Wu, Kai Lu, Xiaoping Wang, and Xu Zhou. Collaborative technique for concurrency bug detection. *International Journal of Parallel Programming*, 43(2):260–285, 2015.
 - [63] Junfeng Yang, Ang Cui, Salvatore J. Stolfo, and Simha Sethumadhavan. Concurrency attacks. In *4th USENIX Workshop on Hot Topics in Parallelism, HotPar'12, Berkeley, CA, USA, June 7–8, 2012*, 2012.
 - [64] Tingting Yu, Zunchen Huang, and Chao Wang. Contesa: Directed test suite augmentation for concurrent software. *IEEE Transactions on Software Engineering*, 07 2018.
 - [65] Tingting Yu, Wei Wen, Xue Han, and Jane Hayes. Conpredictor: Concurrency defect prediction in real-world applications. *IEEE Transactions on Software Engineering*, pages 1–1, 2018.
 - [66] Yuan Yu, Tom Rodeheffer, and Wei Chen. Racetrack: efficient detection of data race conditions via adaptive tracking. In *Proceedings of the 20th ACM Symposium on Operating Systems Principles 2005, SOSP 2005, Brighton, UK, October 23–26, 2005*, pages 221–234, 2005.
 - [67] Wei Zhang, Junghee Lim, Ramya Olichandran, Joel Scherpelz, Guoliang Jin, Shan Lu, and Thomas W. Reps. Conseq: detecting concurrency bugs through sequential errors. In *Proceedings of the 16th International Conference on Architectural Support for Programming Languages and Operating Systems, ASPLOS 2011, Newport Beach, CA, USA, March 5–11, 2011*, pages 251–264, 2011.
 - [68] Wei Zhang, Chong Sun, and Shan Lu. Conmem: detecting severe concurrency bugs through an effect-oriented approach. In *Proceedings of the 15th International Conference on Architectural Support for Programming Languages and Operating Systems, ASPLOS 2010, Pittsburgh, Pennsylvania, USA, March 13–17, 2010*, pages 179–192, 2010.
 - [69] Shixiong Zhao, Rui Gu, Haoran Qiu, Tsz On Li, Yuexuan Wang, Heming Cui, and Junfeng Yang. OWL: understanding and detecting concurrency attacks. In *48th Annual IEEE/IFIP International Conference on Dependable Systems and Networks, DSN 2018, Luxembourg City, Luxembourg, June 25–28, 2018*, pages 219–230, 2018.
 - [70] Jinpeng Zhou, Sam Silvestro, Hongyu Liu, Yan Cai, and Tongping Liu. UNDEAD: detecting and preventing deadlocks in production software. In *Proceedings of the 32nd IEEE/ACM International Conference on Automated Software Engineering, ASE 2017, Urbana, IL, USA, October 30 - November 03, 2017*, pages 729–740, 2017.