

Generative Robust Classification

Xuwan Yin
University of Virginia
xy4cm@virginia.edu

Abstract

Training adversarially robust discriminative (i.e., softmax) classifier has been the dominant approach to robust classification. Building on recent work on adversarial training (AT)-based generative models, we investigate using AT to learn unnormalized class-conditional density models and then performing generative robust classification. Our result shows that, under the condition of similar model capacities, the generative robust classifier achieves comparable performance to a baseline softmax robust classifier when the test data is clean or when the test perturbation is of limited size, and much better performance when the test perturbation size exceeds the training perturbation size. The generative classifier is also able to generate samples or counterfactuals that more closely resemble the training data, suggesting that the generative classifier can better capture the class-conditional distributions. In contrast to standard discriminative adversarial training where advanced data augmentation techniques are only effective when combined with weight averaging, we find it straightforward to apply advanced data augmentation to achieve better robustness in our approach. Our result suggests that the generative classifier is a competitive alternative to robust classification, especially for problems with limited number of classes.

1. Introduction

Discriminative classification and generative classification are two different approaches to solving classification problems. In discriminative classification, we directly model the posterior distribution of the class labels $p(k|\mathbf{x})$. This posterior distribution is typically obtained by applying the *softmax* function to the logit outputs of the classifier.

$$p(k|\mathbf{x}) = \frac{\exp(a_k)}{\sum_{j=1}^K \exp(a_j)}, \quad (1)$$

where a_k is the model's k -th output. Because the discriminative classifier makes use of the softmax function, it is also

known as *softmax classifier*. The discriminative classifier is in fact modeling the decision boundary between different classes. An alternative approach is to first model the class-conditional distributions $p(\mathbf{x}|k)$ and then obtain the posterior distribution using Bayes' theorem

$$p(k|\mathbf{x}) = \frac{p(\mathbf{x}|k)p(k)}{p(\mathbf{x})}, \quad (2)$$

where the prior distribution $p(k)$ can be estimated from the fractions of the training set data points in each of the classes. This is the generative approach to solving classification problems. It seems that in order to solve the classification problem, the generative classifier needs to solve a more complex problem of modeling the class-conditional distributions. Indeed, the class-conditional distribution may contain a lot of structure that has little effect on $p(k|\mathbf{x})$. But directly modeling $p(\mathbf{x}|k)$ can be advantageous when we want to use $p(\mathbf{x}|k)$ to detect out-of-distribution inputs.

Deep neural network-based discriminative classifier is the dominant approach to solving classification problems. A widely known issue of this approach is the existence of adversarial examples. Various defense mechanisms have been proposed to address adversarial examples, with *Adversarial training (AT)* being the most successful one. AT improves the classifier's robustness by training the classifier against adversarially perturbed inputs. One issue with AT is that adversarially robust classifiers tend to have lower accuracy on clean data than standard, non-robust classifiers. [19] conjecture that the reduced accuracy on clean data is the consequence of robust classifiers learning fundamentally different features than standard classifiers. Recent work on AT has been focus on using data augmentation (combined with model weight averaging [12]) [15], synthetic training data produced by generative models [10, 15], and high capacity models [1, 9, 21] to improve the standard and robust accuracies. Discriminative classifier also has the issue of producing overconfident predictions on out-of-distribution inputs. [2] propose to address this issue by combining in- and out-distribution adversarial training to enforce low confidence on adversarial out-of-distribution samples.

Compared to discriminative robust classification, gener-

ative robust classification is a less-explored area. Robust generative classification requires the density model $p_{\theta}(\mathbf{x}|k)$ to have low likelihood outputs on regular as well as adversarial out-of-distribution samples, which is not achievable with existing density models. In this work we explore modeling $p(\mathbf{x}|k)$ with the AT generative model proposed in [23], and then using these conditional models to perform robust generative classification. We demonstrate that this robust generative classifier achieves comparable standard and robust classification accuracies to state-of-the-art softmax robust classifiers, and at the same time is more interpretable. One issue with the proposed generative classifier is that it does not easily scale to problems with many classes. However, we note there are many practical problems with limited number of classes [6], and our approach may find applications in this kind of problems.

We note that generative (robust) classification has also been investigated in [22]. In terms of the formulation of the generative classifier, both [22] and our work use AT to train a binary classifier to model the unnormalized density function of the class-conditional data. The key difference is that we do not assume that the normalizing constants of the density functions of different classes to be equal, and instead treat the normalizing constants as learnable parameters of the generative classifier. In terms of implementation, [22]’s generative classifier is ten times larger than the softmax robust classifier in terms of capacity [13], and yet its performance is much worse [18]. In summary, our specific contributions are:

- We show that when the overall model capacities are similar, the generative classifier achieve comparable standard and robust accuracies to a baseline softmax robust classifier. In particular, the generative classifier is much more robust when the test perturbation is large.
- We study the interpretability of the generative classifier and show that the generative classifier is more interpretable in terms of the qualities of generated samples and counterfactuals.
- We propose to combine in- and out-distribution adversarial training to improve the model robustness.
- We perform comprehensive ablation to study how calibration, model capacity, weight decay regularization, training perturbation size, data augmentation, and combining in- and out-distribution AT affect the model performance.

2. Generative Robust Classification

In a K class classification problem, the proposed generative classifier consists of K binary classifiers, with the k -th binary classifier trained to distinguish clean data of class k

from adversarially perturbed out-of-distribution data. Following [23], denote the data distribution of class k as p_k , the out-of-distribution dataset as p_0 , then the k -th binary classifier $D_k : \mathcal{X} \subseteq \mathbb{R}^d \rightarrow [0, 1]$ is trained by maximizing the following objective:

$$J(D_k) = \mathbb{E}_{\mathbf{x} \sim p_k} [\log D_k(\mathbf{x})] + \mathbb{E}_{\mathbf{x} \sim p_0} \left[\min_{\mathbf{x}' \in \mathbb{B}(\mathbf{x}, \epsilon)} \log(1 - D_k(\mathbf{x}')) \right], \quad (3)$$

where $\mathbb{B}(\mathbf{x}, \epsilon)$ is a neighborhood of \mathbf{x} : $\mathbb{B}(\mathbf{x}, \epsilon) = \{\mathbf{x}' \in \mathcal{X} : \|\mathbf{x}' - \mathbf{x}\|_2 \leq \epsilon\}$. D_k is defined as $D_k(\mathbf{x}) = \sigma(d_k(\mathbf{x}))$, where σ is the logistic sigmoid function, and $d_k : \mathbb{R}^d \rightarrow \mathbb{R}$ is a neural network with a single output node.

As is discussed in [23], training with a larger perturbation ϵ causes the model to learn to generate more realistic and diverse samples of p_k . Unfortunately, there is typically a trade-off between D_k ’s discriminative capability and its generative capability. In this work we focus on optimizing the model’s (standard and robust) discriminative performance by choosing an approximate ϵ to train the model. [23] also suggests that the p_0 should be diverse in order for D_k to better capture p_k . However, in order to have a fair comparison with the discriminative classifier which does not use additional data, we use the the mixture distribution of other classes as the out-of-distribution dataset: $p_0 = p_{\setminus k} = \frac{1}{K-1} \sum_{i=1, \dots, K, i \neq k} p_i$.

Following [23], we interpret $d_k(\mathbf{x})$ as an unnormalized density model of $p(\mathbf{x}|k)$. We can obtain the normalized density function by

$$p(\mathbf{x}|k) = \frac{\exp(d_k(\mathbf{x}))}{Z_k}, \quad (4)$$

with Z_k being the partition function:

$$Z_k = \int \exp(d_k(\mathbf{x})) d\mathbf{x}. \quad (5)$$

We can then apply the Bayes classification rule to obtain a *generative classifier* $g(\mathbf{x}) : \mathbb{R}^d \rightarrow \{1, \dots, K\}$:

$$\begin{aligned} g(\mathbf{x}) &= \arg \max_k p(k|\mathbf{x}) \\ &= \arg \max_k \frac{p(\mathbf{x}|k)p(k)}{p(\mathbf{x})} \\ &= \arg \max_k \frac{\exp(d_k(\mathbf{x}))p(k)}{Z_k}, \end{aligned} \quad (6)$$

2.1. Calibration

In general, Z_k is intractable, and Z_k of different classes are not equal, so $g(\mathbf{x})$ is also intractable. While Z_k cannot be computed directly, we can treat Z_k as learnable parameters of the generative classifier, and then obtain their values by optimizing the generative classifier’s performance on a

validation set. Absorbing Z_k into the \exp and assuming that $p(k)$ of different classes are equal, then the generative classifier can be simplified as

$$g(\mathbf{x}) = \arg \max_k d_k(\mathbf{x}) + c_k, \quad (7)$$

where the calibration constants $\{c_1, \dots, c_K\}$ can be learned on a validation set.

2.2. Combining in- and out-distribution adversarial training

The robustness of the generative classifier can be further improved by combining in- and out-distribution adversarial training. Consider an adversarially perturbed sample $\mathbf{x}' = \mathbf{x} + \delta$, where \mathbf{x} is a clean sample of class k , and δ is an adversarial perturbation intended to cause misclassification. In order to correctly classify \mathbf{x}' , the generative classifier Eq. (7) needs satisfy

$$\forall i \in \{1, \dots, K\} \setminus \{k\} \quad d_k(\mathbf{x} + \delta) + c_k > d_i(\mathbf{x} + \delta) + c_i. \quad (8)$$

However, in Eq. (3), d_k is only trained to have high outputs on clean samples of p_k , not perturbed samples of p_k . We can increase d_k 's outputs on perturbed samples of p_k by also performing in-distribution adversarial training:

$$J(D_k) = \mathbb{E}_{\mathbf{x} \sim p_k} \left[\min_{\mathbf{x}' \in \mathbb{B}(\mathbf{x}, \epsilon_1)} \log D_k(\mathbf{x}') \right] + \mathbb{E}_{\mathbf{x} \sim p_k} \left[\min_{\mathbf{x}' \in \mathbb{B}(\mathbf{x}, \epsilon_2)} \log(1 - D_k(\mathbf{x}')) \right]. \quad (9)$$

By explicitly training d_k to have high outputs on *adversarially perturbed samples* of class k , we make Eq. (8) easier to satisfy. In Sec. 3.4 we provide an ablation on combining in- and out-distribution adversarial training.

3. Experiments

3.1. Training setup

We evaluate the generative classifier on the CIFAR-10 dataset (ten classes problem), a widely used benchmark for robust classification [3]. The proposed generative classifier consists of K binary classifiers in a K class classification problem. In order to have fair comparison with the discriminative approach which typically uses a single model, we limit the capacity of the binary classifier so that the overall capacities of these two approaches are similar. Specifically, we use a customized model ‘‘ResNet18Thinner’’ (see also in Fig. 5) to train the binary classifiers. The ResNet18Thinner model is an ResNet18 architecture with a width multiplier of 0.5, and has 10M parameters. The baseline discriminative robust classifier [7] is based on the ResNet50 architecture which has 90MB parameters.

All the binary classifier are trained with the SGD optimizer using a batch size of 128 and weight decay 10^{-4} for

2000 epochs. For classes 2, 3, 4, 5, 7, 8, 9 we use a starting learning rate of 0.1, and for classes 0, 1, 6 we find the 0.1 learning rate being too high and instead use a starting learning rate of 0.05. The learning rate is reduced to 0.01 after epoch 1500. The training perturbation size is 0.3 (L_2 norm), in contrast to the perturbation size of 0.5 used in training the softmax robust classifier. Following the common practice in the adversarial machine learning literature [16], we use early stopping on the test set to select the model.

3.2. Evaluation

We evaluate the generative classifier and softmax robust classifier on the clean test set (clean accuracy) and the adversarially perturbed test set (robust accuracy). The adversarial perturbations are computed by performing untargeted adversarial attack against the classifiers. Given a test sample $\mathbf{x} \in \mathbb{R}^d$ and its label y , for the softmax robust classifier f , the adversarial perturbation δ^* is computed by solving

$$\delta^* = \arg \max_{\delta \in \mathbb{R}^d, \|\delta\|_p \leq \epsilon} L(f(\mathbf{x} + \delta), y), \quad (10)$$

where L is the cross-entropy loss. We solve this optimization using the PGD attack [13]. For the generative classifier, it has been shown that directly attacking the cross-entropy loss is suboptimal [18]. We instead use the attack proposed by [18]. The attack first compute

$$\delta_k^* = \arg \max_{\delta \in \mathbb{R}^d, \|\delta\|_p \leq \epsilon} d_k(\mathbf{x} + \delta) \quad (11)$$

for $k = 1, \dots, K, k \neq y$ and then compute δ^* by

$$\delta^* = \arg \max_{k=1, \dots, K, k \neq y} d_k(\mathbf{x} + \delta_k^*). \quad (12)$$

3.3. Results

3.3.1 Standard accuracy and robust accuracy

Tab. 1 shows that the generative classifier has lower standard accuracy but higher robust accuracy compared to the softmax robust classifier. To further investigate this phenomenon, we evaluate these two classifiers using the test set perturbed with different levels of adversarial noise. Fig. 1 shows that when there is no perturbation or when the test perturbation is small, the softmax robust classifier has better performance, and when the test perturbation is of moderate size or large size, the generative classifier outperforms the softmax robust classifier, and the larger the test perturbation, the larger the performance gap.

In adversarial machine learning, it has been observed that there is a trade-off between standard accuracy and robust accuracy [19] — training with adversarially perturbed data allows the classifier to learn more robust and semantically meaningful features to achieve improved robust accuracy at the expense of the standard accuracy. [7] further

shows that larger training perturbations causes the model to perform better under large test perturbations but worse under small or no test perturbations. As Fig. 6 suggests, this trade-off between standard performance and robust performance also exists when we use Eq. (3) to train the binary classifiers. Note that the training perturbation of the generative classifier is already much smaller than that of the softmax robust classifier (0.3 vs. 0.5). Based on these results, we conjecture that the generative classifier can learn more semantically meaningful features by capturing the class-conditional distributions and therefore has a better robust accuracy. Indeed, Tab. 2, Fig. 2, and Fig. 3 show that the generated samples of the generative classifier have better quality than that of the softmax robust classifier, suggesting that the generative classifier has better generative properties.

Model	Standard accuracy	Robust accuracy
Generative classifier	88.12%	72.27%
Softmax robust classifier [7]	90.83%	70.17%

Table 1. CIFAR10 standard accuracy and robust accuracy ($\epsilon_{\text{test}} = 0.5, L_2$ norm).

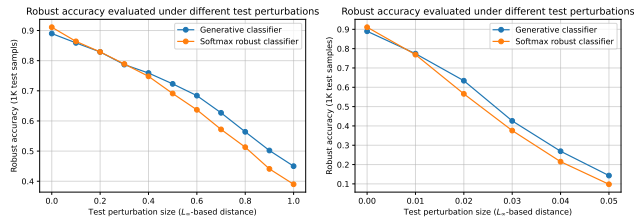


Figure 1. The performance of the generative classifier and the softmax robust classifier tested under different test perturbation sizes.

3.3.2 Interpretability

We also study the interpretability of the generative classifier. We use two approaches to evaluate the classifier’s interpretability. First, we visualize the “learned concepts” of the classifier by generating synthetic samples that cause high-confidence predictions. This allows us to understand how the model makes predictions in general and can be considered as a *global interpretability* method [14]. Second, we consider *counterfactual explanation* [20] which is also used by previous work [2] to evaluate the interpretability of adversarially robust classifiers. To assess the quality of generated samples (or counterfactuals), we compute the FID [11] between the training samples and the generated samples. FID is a distance metric that measures the similarity between two sets of data samples, and is widely used to evaluate the quality of images produced by generative models.

Generated samples. To generate samples that cause high-confidence predictions, we follow [17] and fit a multivariate normal distribution to the class-conditional data and then generate seed images by sampling from this normal distribution. We then generate samples by performing targeted PGD attacks against the model with the seed images. We use a large perturbation limit so that the generated samples cause high-confidence predictions. Fig. 2 shows the seed images and generated images of the generative classifier and the robust discriminative classifier. In both cases, the generated samples resemble the class-conditional data, suggesting the classifiers have captured the high-level features of the target classes. Qualitatively, generated samples of the generative classifier have less artifacts and the foreground objects are more recognizable. To provide a quantitative assessment, we compute the FID of the generated samples. Tab. 2 shows that the generated samples of the generative classifier have lower FID than that of the softmax robust classifier under different configurations of the PGD attack, suggesting that the generated samples of the generative classifier more closely resemble the training data. We note that samples generated with different PGD attacks tend to have different FIDs, but samples produced by the generative classifier have consistently lower FIDs.

Counterfactuals. The idea of counterfactual explanation is to find the minimum change to an input sample such that the modified sample is classified to a predefined target class. To generate counterfactuals we take input samples and then perform targeted adversarial attacks against the classifier. For standard, non-robust models, this process would lead to adversarial examples [8] which do not have visually meaningful changes. If on the other hand the classifier has captured the class-specific features, then the classifier’s decisions change only when class-specific features appear in the attacked data. Fig. 3 shows both the generative classifier and softmax robust classifier are able to generate plausible counterfactual explanations. The counterfactuals generated with the two approaches are qualitatively similar in terms of the emergence of class-specific features. We again use FID as a quantitative measure and Tab. 2 shows that the counterfactuals of the generative classifier have better quality in terms of the FID score.

3.4. Ablation study

In this section we study how calibration, model capacity, weight decay regularization, training perturbation size, data augmentation, and combining in- and out-distribution adversarial training affect the model performance. To make the analysis more concrete, we study how the above factors affect the performance of individual binary classifiers. We consider both the normal and adversarial scenarios, where in the normal scenario we evaluate the binary classifier on the task of separating clean in-distribution test samples from

	Generated samples	Counterfactuals
L_2 PGD attack of steps 7 and step-size 1.0		
Generative classifier	50.38	37.92
Softmax robust classifier [7]	61.84	43.65
L_2 PGD attack of steps 10 and step-size 1.0		
Generative classifier	54.78	42.33
Softmax robust classifier [7]	66.15	50.85

Table 2. FID of generated samples and counterfactuals of the generative classifier and softmax robust classifier under different configurations of the PGD attack




Figure 2. Seed images and generated images generated by performing targeted adversarial attack on the generative classifier and the robust discriminative classifier. The PGD attack is L_2 -based attack of steps 10 and step-size 1.0.




Figure 3. Seed images and counterfactuals generated by performing targeted adversarial attack on the generative classifier and the robust discriminative classifier. The PGD attack is L_2 -based attack of steps 10 and step-size 1.0.

out-distribution test samples, and in the adversarial scenario we evaluate the binary classifier on the task of separating adversarially perturbed in-distribution and out-distribution test samples. We use the AUC (area under the ROC curve) score as the performance metric.

3.4.1 Calibration

The calibration parameters $\{c_1, \dots, c_K\}$ are learned by minimizing the cross-entropy loss of the generative classifier Eq. (7) on the training set of CIFAR10. We use early stop-

ping on the test set to select $\{c_1, \dots, c_K\}$. The binary classifiers turn out to be well-calibrated, and the calibration does not have much effect on the generative classifier’s performance (Tab. 3). Tab. 4 shows the values of the learned $\{c_1, \dots, c_K\}$ (the initial values of $\{c_1, \dots, c_K\}$ are set to zeros). Fig. 4 shows the histogram of d_k ’s outputs on samples of class k and samples of other classes. It can be seen that the learned $\{c_1, \dots, c_K\}$ are tiny compared to the outputs of d_k , so they do not have much effect on Eq. (7). We note that although the calibration does not have much effect on the evaluated dataset (CIFAR-10), it does not by itself exclude the possibility that for certain datasets the calibration can be helpful.

	Training accuracy	Test accuracy
Generative classifier	95.25%	88.12%
Generative classifier after calibration	95.43%	88.15%

Table 3. Accuracies on the training set and test set before and after calibration.

c_1	c_2	c_3	c_4	c_5	c_6	c_7	c_8	c_9	c_{10}
-0.068	-0.015	0.066	0.067	-0.037	0.066	-0.068	-0.067	-0.058	0.062

Table 4. The values of the learned $\{c_1, \dots, c_K\}$.

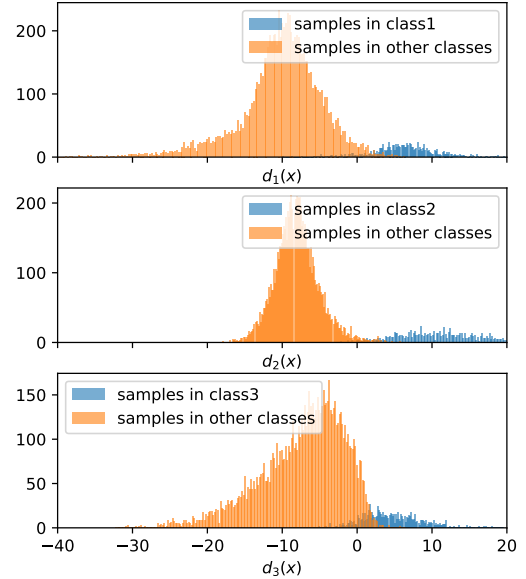


Figure 4. Histogram of d_k ’s outputs on samples of class k and samples of other classes, $k = 1, 2, 3$. (Note that the x axes of the subplots are shared.)

3.4.2 Model capacity and regularization

Consistent with the previous findings [1, 9, 13, 21], we find models with higher capacity tend to have better robustness (Fig. 5). Note that overfitting happened even with ResNet18Thinner, the model with the lowest capacity. To mitigate overfitting, we apply weight decay and Fig. 5 shows that the weight decay help the model achieve better robustness.

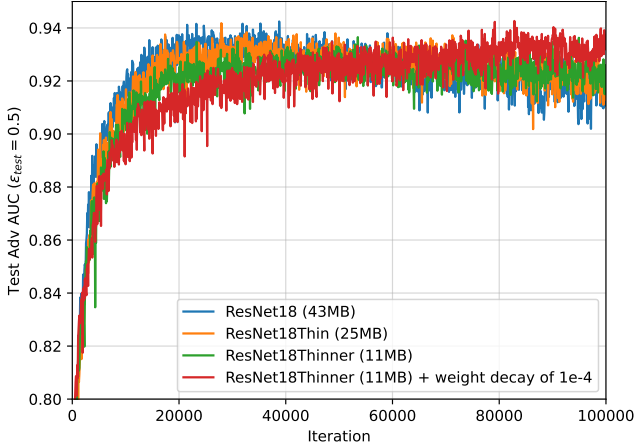


Figure 5. Adversarial AUROC score of the class 0 models of different capacities. “ResNet18Thin” and “ResNet18Thinner” are two ResNet18 models respectively with a width multiplier of 0.75 and 0.5.

3.4.3 Training perturbation size.

Similar to [19], in Fig. 6 we observe a decline in standard performance as the training perturbation size increases. Meanwhile, training with a larger perturbation helps the model achieve better adversarial robustness.

3.4.4 Data augmentation

Data augmentation is a widely used regularization technique for reducing overfitting in learning standard classification models. Unfortunately, the use of data augmentation in training robust classifiers is not as successful. On CIFAR-10, beyond the widely adopted random padding and cropping augmentation strategy, none of the more sophisticated augmentation techniques are beneficial for improving model robustness [9, 16]. [15] studies this phenomenon and find that when combined with model weight averaging [12], heuristics-driven augmentation techniques such as Cutout [5], CutMix [24] and MixUp [25] can help improve robustness. However, data-driven data augmentation approaches such as AutoAugment [4] have not been found to be helpful. In contrast to these work, we find it straight-

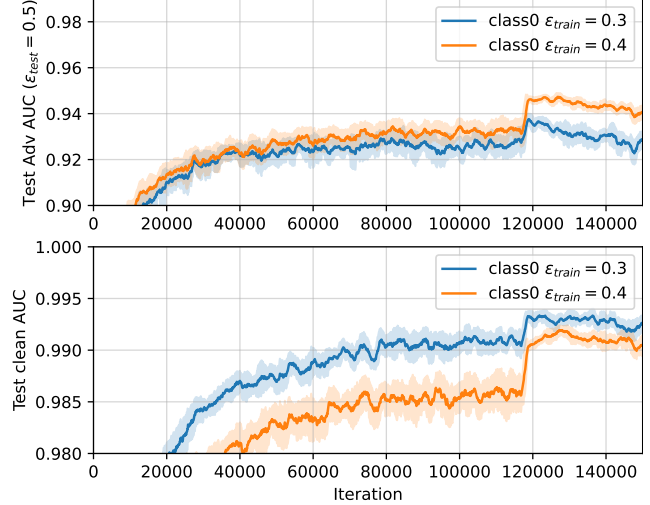


Figure 6. Standard and adversarial performances of the class 0 model when trained with different perturbation sizes.

forward to apply AutoAugment in our training to reduce overfitting and obtain better robustness (Fig. 7).

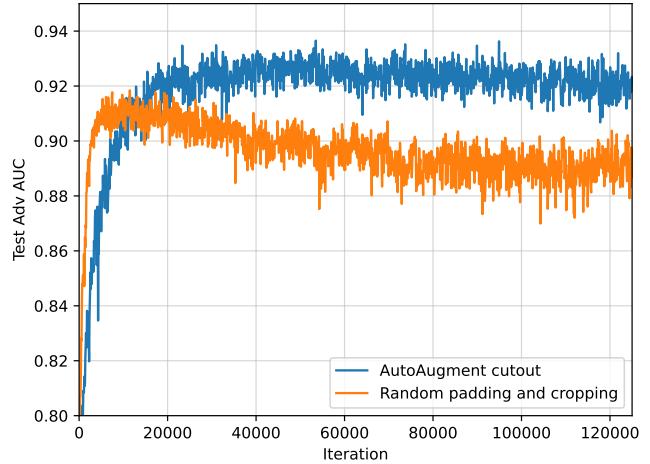


Figure 7. Adversarial AUROC score of the class 0 model when trained with different data augmentation policy.

3.4.5 Combining in- and out-distribution adversarial training

Fig. 8 shows the effect of combining in- and out-distribution adversarial training. It can be seen that combining in- and out-distribution AT helps the model achieve better adversarial performance at the expense of decreased standard performance.

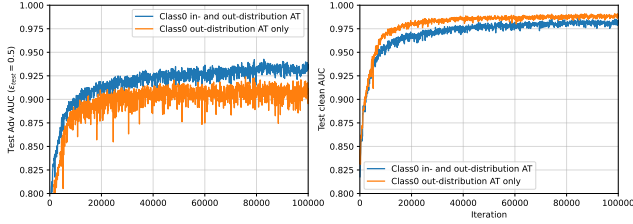


Figure 8. Clean and adversarial AUROC scores of the class 0 model when trained with combined AT and out-distribution AT only.

3.5. Conclusion

We have investigated applying the AT generative model to learn class-conditional distributions and then using the conditional models to perform generative classification. Compared to the baseline softmax robust classifier, the generative classifier achieves comparable performance when there is no adversarial perturbation or the perturbation is small, and much better performance when the perturbation is of moderate or large sizes. The generated samples and counterfactuals produced by the generative classifier are also more similar to the training data (as measured by FID) than that of the softmax robust classifier, suggesting that the generative classifier has better captured the class-conditional distributions. We note that the above results are obtained when we use a much smaller model for the binary classifiers so that the generative classifier and softmax classifier have similar capacities and inference speeds. We further show how model capacity and training perturbation size affect the model performance in a similar way as they would in standard adversarial training. Compared to the softmax robust classifier, we find it much easier to apply advanced augmentation such as AutoAugment in our training. We leave the evaluation of other data augmentation such as CutMix and MixUp to future work. The analysis in [23] also suggests that using a diverse out-distribution dataset improve the generative modeling performance of the binary classifier, but it is unclear whether using auxiliary OOD data helps improve the binary classifier’s discriminative capability. Of related work is [2] which show that incorporating auxiliary OOD data helps the robust classifier achieves better standard and robust accuracies on CIFAR-10. Further, some recent work show that generated in-distribution data produced by some generative models can be leveraged to achieve better robustness [10, 15]. We leave the investigation of using auxiliary OOD data and/or generated in-distribution data in our approach to future work.

References

[1] Jean-Baptiste Alayrac, Jonathan Uesato, Po-Sen Huang, Al-hussein Fawzi, Robert Stanforth, and Pushmeet Kohli. Are

labels required for improving adversarial robustness? *Advances in Neural Information Processing Systems*, 32, 2019. 1, 6

[2] Maximilian Augustin, Alexander Meinke, and Matthias Hein. Adversarial robustness on in-and out-distribution improves explainability. In *European Conference on Computer Vision*, pages 228–245. Springer, 2020. 1, 4, 7

[3] Francesco Croce, Maksym Andriushchenko, Vikash Sehwag, Edoardo Debenedetti, Nicolas Flammarion, Mung Chiang, Prateek Mittal, and Matthias Hein. Robustbench: a standardized adversarial robustness benchmark. *arXiv preprint arXiv:2010.09670*, 2020. 3

[4] Ekin D Cubuk, Barret Zoph, Dandelion Mane, Vijay Vasudevan, and Quoc V Le. Autoaugment: Learning augmentation strategies from data. In *Proceedings of the IEEE/CVF Conference on Computer Vision and Pattern Recognition*, pages 113–123, 2019. 6

[5] Terrance DeVries and Graham W Taylor. Improved regularization of convolutional neural networks with cutout. *arXiv preprint arXiv:1708.04552*, 2017. 6

[6] Dheeru Dua and Casey Graff. UCI machine learning repository, 2017. 2

[7] Logan Engstrom, Andrew Ilyas, Shibani Santurkar, and Dimitris Tsipras. Robustness (python library), 2019. 3, 4, 5

[8] Ian J Goodfellow, Jonathon Shlens, and Christian Szegedy. Explaining and harnessing adversarial examples. *arXiv preprint arXiv:1412.6572*, 2014. 4

[9] Sven Gowal, Chongli Qin, Jonathan Uesato, Timothy Mann, and Pushmeet Kohli. Uncovering the limits of adversarial training against norm-bounded adversarial examples. *arXiv preprint arXiv:2010.03593*, 2020. 1, 6

[10] Sven Gowal, Sylvestre-Alvise Rebuffi, Olivia Wiles, Florian Stimberg, Dan Andrei Calian, and Timothy A Mann. Improving robustness using generated data. *Advances in Neural Information Processing Systems*, 34:4218–4233, 2021. 1, 7

[11] Martin Heusel, Hubert Ramsauer, Thomas Unterthiner, Bernhard Nessler, and Sepp Hochreiter. Gans trained by a two time-scale update rule converge to a local nash equilibrium. In *Advances in neural information processing systems*, pages 6626–6637, 2017. 4

[12] Pavel Izmailov, Dmitrii Podoprikin, Timur Garipov, Dmitry Vetrov, and Andrew Gordon Wilson. Averaging weights leads to wider optima and better generalization. *arXiv preprint arXiv:1803.05407*, 2018. 1, 6

[13] Aleksander Madry, Aleksandar Makelov, Ludwig Schmidt, Dimitris Tsipras, and Adrian Vladu. Towards deep learning models resistant to adversarial attacks. *arXiv preprint arXiv:1706.06083*, 2017. 2, 3, 6

[14] Christoph Molnar. *Interpretable machine learning*. Lulu.com, 2020. 4

[15] Sylvestre-Alvise Rebuffi, Sven Gowal, Dan A Calian, Florian Stimberg, Olivia Wiles, and Timothy Mann. Fixing data augmentation to improve adversarial robustness. *arXiv preprint arXiv:2103.01946*, 2021. 1, 6, 7

[16] Leslie Rice, Eric Wong, and Zico Kolter. Overfitting in adversarially robust deep learning. In *International Conference on Machine Learning*, pages 8093–8104. PMLR, 2020. 3, 6

- [17] Shibani Santurkar, Andrew Ilyas, Dimitris Tsipras, Logan Engstrom, Brandon Tran, and Aleksander Madry. Image synthesis with a single (robust) classifier. In *Advances in Neural Information Processing Systems*, pages 1260–1271, 2019. 4
- [18] Florian Tramer, Nicholas Carlini, Wieland Brendel, and Aleksander Madry. On adaptive attacks to adversarial example defenses. *Advances in Neural Information Processing Systems*, 33:1633–1645, 2020. 2, 3
- [19] Dimitris Tsipras, Shibani Santurkar, Logan Engstrom, Alexander Turner, and Aleksander Madry. Robustness may be at odds with accuracy. *arXiv preprint arXiv:1805.12152*, 2018. 1, 3, 6
- [20] Sandra Wachter, Brent Mittelstadt, and Chris Russell. Counterfactual explanations without opening the black box: Automated decisions and the gdpr. *Harv. JL & Tech.*, 31:841, 2017. 4
- [21] Cihang Xie and Alan Yuille. Intriguing properties of adversarial training at scale. *arXiv preprint arXiv:1906.03787*, 2019. 1, 6
- [22] Xuwang Yin, Soheil Kolouri, and Gustavo K Rohde. Gat: Generative adversarial training for adversarial example detection and robust classification. In *International Conference on Learning Representations*, 2020. 2
- [23] Xuwang Yin, Shiyong Li, and Gustavo K Rohde. Learning energy-based models with adversarial training. In *European Conference on Computer Vision*, pages 209–226. Springer, 2022. 2, 7
- [24] Sangdoo Yun, Dongyoon Han, Seong Joon Oh, Sanghyuk Chun, Junsuk Choe, and Youngjoon Yoo. Cutmix: Regularization strategy to train strong classifiers with localizable features. In *Proceedings of the IEEE/CVF international conference on computer vision*, pages 6023–6032, 2019. 6
- [25] Hongyi Zhang, Moustapha Cisse, Yann N Dauphin, and David Lopez-Paz. mixup: Beyond empirical risk minimization. *arXiv preprint arXiv:1710.09412*, 2017. 6