

Words as Gatekeepers: Measuring Discipline-specific Terms and Meanings in Scholarly Publications

Li Lucy^{1,2} Jesse Dodge¹ David Bamman² Katherine A. Keith^{1,3}

¹Allen Institute for Artificial Intelligence

²University of California, Berkeley

³Williams College

{lucy3_li, dbamman}@berkeley.edu

jessed@allenai.org kak5@williams.edu

Abstract

Scholarly text is often laden with jargon, or specialized language that divides disciplines. We extend past work that characterizes science at the level of word types, by using BERT-based word sense induction to find additional words that are widespread but overloaded with different uses across fields. We define scholarly jargon as discipline-specific word types and senses, and estimate its prevalence across hundreds of fields using interpretable, information-theoretic metrics. We demonstrate the utility of our approach for science of science and computational sociolinguistics by highlighting two key social implications. First, we measure audience design, and find that most fields reduce jargon when publishing in general-purpose journals, but some do so more than others. Second, though jargon has varying correlation with articles' citation rates within fields, it nearly always impedes interdisciplinary impact. Broadly, our measurements can inform ways in which language could be revised to serve as a bridge rather than a barrier in science.

1 Introduction

Specialized terminology, or jargon, naturally evolves in communities as members communicate to convey meaning succinctly. It is especially prevalent in scholarly writing, where researchers use a rich repertoire of lexical choices to communicate. However, niche vocabularies can become a barrier between fields (Vilhena et al., 2014; Martínez and Mammola, 2021; Freeling et al., 2019), and between scientists and the general public (Liu et al., 2022; August et al., 2020a; Cervetti et al., 2015; Freeling et al., 2021). Identifying scholarly jargon is an initial step for designing resources and tools that can increase the readability and reach of science (August et al., 2022a; Plavén-Sigray et al., 2017; Rakedzon et al., 2017).

Research on scholarly language typically focuses on the relative prevalence of word types

```
... the I-V characteristics are
asymmetric with respect to zero
bias as in a junction diode ...
```

```
... work with not-for-profit
organisations are free to choose
the best medical therapy, with no
economic bias.
```

Figure 1: Examples of two abstract excerpts from papers showing two different senses of *bias*. The first describes electronic currents (Satishkumar et al., 2000), and the second refers to a social phenomenon (Wizemann, 2000).

(McKeown et al., 2016; Prabhakaran et al., 2016; Sim et al., 2012; Rakedzon et al., 2017). However, the same word can be overloaded with multiple meanings, such as *bias* referring to electric currents and social perceptions (Figure 1). We use BERT-based word sense induction to disentangle these, and show that discipline-specific senses can be as specialized as unique word types. Thus, we operationalize scholarly “jargon” as both discipline-specific words and senses. We measure jargon in English abstracts across three hundred fields of study, drawn from one of the largest datasets of scholarly documents: the Semantic Scholar Open Research Corpus (S2ORC) (Lo et al., 2020).

Our findings are valuable for several groups that partake in science: readers, authors, and science of science researchers.

Due to scholarly language’s gatekeeping effect, some areas of NLP has developed tools to support **readers**, such as methods for simplifying or defining terminology (Kim et al., 2016; Vadapalli et al., 2018; August et al., 2022a; Head et al., 2021; August et al., 2022b; Murthy et al., 2022). When deciding what constitutes jargon, studies may rely on vocabulary lists based on word frequency, often collapsing all of science into one homogeneous language variety (August et al., 2020b; Rakedzon et al., 2017; Plavén-Sigray et al., 2017). Our ap-

proach identifies language associated with individual subfields and proposes a bottom-up, data-driven process for creating these vocabularies (§3 and 4).

Secondly, measuring levels of discipline-specific language in abstracts can inform **authors** who wish to communicate ideas to a wider audience or enter a new field. Our analysis of language norms across disciplines at scale shows that while some subfields use highly specialized word types, others use highly specialized senses (§5). In addition, we provide evidence for audience design in scholarly discourse (§6.1), following a sociolinguistic framework that describes how people adjust language depending on the scope of their audience (Bell, 1984).

Finally, our language-centered approach contrasts the typical paradigm in **science of science** research, where citation behavior often defines relationships among articles, venues, and fields (e.g. Boyack et al., 2005; Rosvall and Bergstrom, 2008; Peng et al., 2021). Citation count is a common measurement of “success”, and the mechanisms behind it form a core research area (Wang and Barabási, 2021; Foster et al., 2015; Fortunato et al., 2018). On the other hand, interdisciplinarity is increasingly valued, but does not always lead to short-term citation gains (Van Noorden, 2015; Larivière and Gingras, 2010; Okamura, 2019; Chen et al., 2022). We run regression analyses to examine the relationship between discipline-specific senses and types and these two distinct measures of success (§6.2).

To summarize, we contribute the following:

- **Methods.** We propose a new measure of scholarly jargon by using information-theoretic metrics and BERT-based word sense induction to identify discipline-specific word types and senses (§3). We validate our approach for measuring senses by showing it recalls more overloaded words in Wiktionary compared to word types alone (Figure 3).
- **Social implications.** We illustrate the utility of our measurements of jargon for computational social science by analyzing audience design and articles’ success (§6). We find that some fields reduce jargon more than others when authors publish in general-purpose journals (Figure 5), and that jargon has varying relationship with citations, but nearly always a negative relationship with interdisciplinary impact (Table 4).

We hope computational social scientists use our measure of scholarly jargon to better quantify

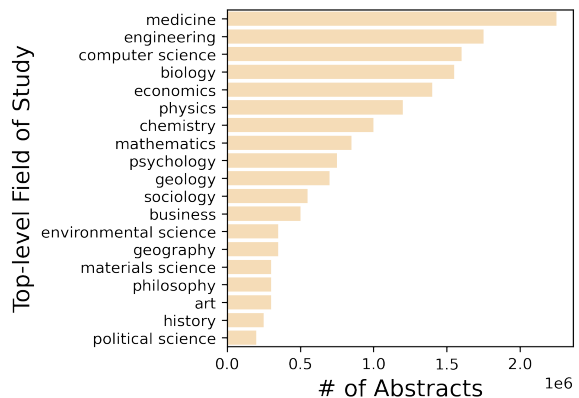


Figure 2: The number of abstracts in each top-level scholarly field in CONTEMPORARY S2ORC, sorted by size. In total, there are 12.0 million abstracts.

language barriers in science and their implications. We plan to release our code and scored lists of words and senses for each subfield at https://github.com/lucy3/words_as_gatekeepers.

2 Data

Our work involves several datasets: scholarly abstracts, Wikipedia, and Wiktionary. We use abstracts to calculate the association of words with disciplines and Wikipedia to supplement our calculation of background word probabilities. Later, in §4, we introduce and describe how we use Wiktionary to validate our approach.

2.1 Contemporary S2ORC

Our dataset of academic articles, CONTEMPORARY S2ORC, contains 12.0 million abstracts and 2.0 billion words¹ that span a mix of scholarly fields (Figure 2, Appendix A).

To create CONTEMPORARY S2ORC, we draw from the July 2020 release of S2ORC (Lo et al., 2020). S2ORC is a general purpose corpus that contains metadata for 136 million scholarly articles, including 380.5 million citation links (Lo et al., 2020). These articles originate from Semantic Scholar, which obtains data directly from publishers, the Microsoft Academic Graph (MAG), arXiv, PubMed, and the open internet. Metadata, such as titles, authors, publication years, journals/venues, and abstracts are extracted from PDFs and LaTeX sources or provided by the publisher. Though extensive, S2ORC contains some amount of noisy or

¹We define a word as a non-numeric, non-punctuation token outputted by Huggingface transformer’s whole-word BasicTokenizer.

missing metadata. We remove non-English articles and those with missing metadata, consolidate journals and venues into a single venue label, and limit the dataset to the years 2000-2019 (Appendix B).

S2ORC links articles to paper IDs in the Microsoft Academic Graph (MAG) (Sinha et al., 2015; Wang et al., 2019), so we match S2ORC abstracts to MAG fields of study (FOS). S2ORC originally contains top-level MAG FOS (level 0), e.g. *biology*, but we also join abstracts with second level MAG FOS (level 1), e.g. *immunology*, for more granularity.² In this present paper, we refer to level 0 FOS as *fields*, and level 1 FOS as *subfields*. We take an approximately uniform sample of 50k articles per subfield, resulting in a total of 293 subfields that fall under 19 fields (Appendix A).

2.2 Wikipedia

We include Wikipedia article content to counterbalance CONTEMPORARY S2ORC’s STEM-heavy focus for our estimation of words’ typical prevalence. Wikipedia is a popular information-gathering resource (Reagle and Koerner, 2020), and we use an Oct 1, 2022 dump of its articles. It offers complementary topical coverage that is collectively curated and driven by public interest, and includes biographies, culture, and arts (Mesgari et al., 2015). We remove Wiki formatting using Attardi (2015)’s text extractor, and discard all lines, or paragraphs, that are less than 10 white-spaced tokens long. We sample twice as many Wikipedia paragraphs as the number of CONTEMPORARY S2ORC abstracts, so that each is similar in size despite differences in document length. In total our Wikipedia dataset, WIKISAMPLE, contains 24.0 million paragraphs and 1.5 billion tokens.

3 Methods

Language differences among subsets of data can be measured to a variety of approaches, from geometric to information theoretic (Ramesh Kashyap et al., 2021; Vilhena et al., 2014; Aharoni and Goldberg, 2020). We calculate the association of a word’s type or sense to subfields using normalized pointwise mutual information (NPMI). We choose NPMI over similar metrics (e.g. tf-idf, divergence, z -score) because of the nature of language difference it emphasizes: higher NPMI scores reflect lan-

²A secondary level FOS may fall under multiple top-level FOS, some articles are labeled with multiple FOS at the same level, and some articles marked with top-level FOS do not indicate a secondary level FOS.

guage that is not only commonly used in a community, but also highly specific to it (Lucy and Bamman, 2021; Gardner et al., 2021). NPMI offers an interpretable metric of association, where a score of 1 indicates perfect association, 0 indicates independence, and -1 indicates no association. We follow Lucy and Bamman (2021)’s framework of calculating NPMI separately for word types and senses, which they originally used to identify community-specific language on social media. We update their approach with a more recent word sense induction (WSI) method, and use a different interpretation of type and sense NPMI scores.

3.1 Domain-specific words

We calculate NPMI for word types, or *type NPMI*, as the following measure::

$$\mathcal{T}_f(t) = \frac{\log(P(t|f)/P(t))}{-\log P(t,f)}. \quad (1)$$

Here, $P(t|f)$ is the probability of a word t occurring given a set of abstracts f in a field, $P(t,f)$ is their joint probability, and $P(t)$ is the probability of the word overall (Lucy and Bamman, 2021; Zhang et al., 2017). “Overall” refers to the combined background dataset of CONTEMPORARY S2ORC and WIKISAMPLE. We only calculate $\mathcal{T}_f(t)$ for words that appear at least 20 times in each field.³

As illustrative examples of outputs, Table 1 shows words with the highest $\mathcal{T}_f(t)$ in several fields.

3.2 Domain-specific senses

Widely disseminated words can be overloaded with domain-specific meanings or use. For example, *bias* could refer to a type of voltage applied to an electronic system, social prejudice, or statistical misestimation. Thus, we include word senses as a complement to word types for characterizing domain-specific language. We use *senses* to refer to different meanings or uses of the same word induced by word sense induction (WSI).

3.2.1 Word sense induction

To partition occurrences of words into senses, we adapt Eyal et al. (2022)’s WSI pipeline with minimal modifications. WSI is an unsupervised task

³As we will describe in §3.2, the sense NPMI pipeline operates on lemmas, not words. Standard lemmatizers may not be suitable for rarer words in science, so to make our type and sense metrics comparable, we lemmatize the only set of widely-used words that are shared by both pipelines.

NLP		Chemical Engineering		Immunology		Communication		International Trade		Epistemology	
word	$\mathcal{T}_f(t)$	word	$\mathcal{T}_f(t)$	word	$\mathcal{T}_f(t)$	word	$\mathcal{T}_f(t)$	word	$\mathcal{T}_f(t)$	word	$\mathcal{T}_f(t)$
nlp	0.412	rgo	0.334	treg	0.346	saccade	0.354	wto	0.453	epistemic	0.356
corpora	0.404	mesoporous	0.328	cd4	0.341	saccades	0.345	trade	0.438	epistemology	0.350
treebank	0.401	nanosheets	0.327	immune	0.3388	stimuli	0.333	fdi	0.401	epistemological	0.342
disambiguation	0.396	nanocomposite	0.325	il	0.336	stimulus	0.331	ftas	0.396	husserl	0.332
corpus	0.393	nanocomposites	0.324	th2	0.335	cues	0.327	antidumping	0.396	kant	0.329

Table 1: Top five words that are highly specialized to different disciplines. These have the highest type NPMI ($\mathcal{T}_f(t)$) scores in their respective subfields. As examples, *treg* in immunology stands for “regulatory T cells”, and *antidumping* in international trade places high taxes on imports.

where occurrences of words are split into senses. In this pipeline, a language model is used to predict *substitutes* for a word, and these substitutes are clustered to represent different senses of the target word. Eyal et al. (2022)’s approach is designed for large-scale datasets, and their process follows roughly two steps: one where a sample of occurrences is used to induce senses, and another where remaining occurrences are assigned to senses.

We carry out their method on a case-insensitive target vocabulary of 6,497 common and “widely used” words, those that appear in the top 98th percentile by frequency and in at least 50% of venues, and does not include stopwords and words split into wordpieces.⁴ We lemmatize and lowercase target words and substitutes, following Eyal et al. (2022)’s implementation, because otherwise the most common substitutes representing a sense may be different lemmas of the same word. This processing step reduces the target vocabulary into 4,407 lemmas.

We sample 1000 instances of each vocabulary lemma, and use ScholarBERT to predict each instance’s top 5 substitutes (Hong et al., 2022).⁵ We truncate each abstract to this model’s maximum input length. Then, a target lemma’s predicted substitutes are clustered into senses using Louvain community detection (Blondel et al., 2008). Eyal et al. (2022) uses a few heuristics for determining clusters of representatives that are big enough to recognize as senses: each cluster needs to have at least two substitutes, and the second most frequent substitute needs to appear at least 10 times in training data. If no clusters are big enough, we add a fallback case, where we place all occurrences of a word to a single sense.

⁴We avoid wordpieces since Eyal et al. (2022)’s pipeline masks and predicts words at the token-level.

⁵We pick ScholarBERT over similar transformer models trained on scholarly language (e.g. SciBERT), because it is trained on a wider breadth of disciplines, splits fewer potential vocab words into wordpieces (15 versus 193), and uses RoBERTa-style training (Hong et al., 2022; Beltagy et al., 2019).

Eyal et al. (2022) assigns remaining occurrences of the target word type to senses based on their substitutes’ Jaccard similarity with pre-computed clusters. We also add a fallback case here: if the Jaccard similarity of a remaining occurrence with all clusters is zero, we assign that occurrence to an extra cluster representing previously unseen senses.

3.2.2 Sense NPMI

Once each occurrence of a widely-used word is labeled with a sense, their frequencies can be used to calculate sense NPMI. Sense NPMI uses the same formula as type NPMI, except it is calculated at the sense-level rather than the word-level (Lucy and Bamman, 2021). That is, counts of a word t are replaced with counts of a sense, t_i :

$$\mathcal{S}_f(t_i) = \frac{\log(P(t_i | f)/P(t_i))}{-\log P(t_i, f)}. \quad (2)$$

4 Validation

4.1 Wiktionary

We perform in-domain validation of the unsupervised sense pipeline using Wiktionary. Words marked as associated with a subfield in this online dictionary should also be highly scored by our metrics. Wiktionary is collaboratively maintained and includes common words listed with definitions that may be labeled as having “restricted usage” to a topic or context.⁶ For example, the word *ensemble* has the labels *machine learning*, *fashion*, and *music*.⁷ We map Wiktionary labels in English definitions of target words using exact string matching to fields and subfields. If an NPMI score threshold were used to determine whether a token should be considered discipline-specific or not, we expect sense NPMI to recall more words labeled by Wiktionary than type NPMI does. We do not calculate precision, because Wiktionary is not necessarily comprehensive for all subfields.

⁶<https://en.wiktionary.org/wiki/Template:label>

⁷<https://en.wiktionary.org/wiki/ensemble>

We obtain Wiktionary entries for 94.94% of the common, widely used words that were inputs in the WSI pipeline. We filter out words where all definitions are labeled with only one field, and allow subfields to inherit the words labeled with their parent field. In total, we have 11,548 vocabulary word and subfield pairs to recall across 83 subfields. Since recall is calculated at the word-level and sense NPMI is at the sense-level, we use a word t 's most frequent sense t_i 's $\mathcal{S}_f(t_i)$ in a subfield to represent word-level sense NPMI $\mathcal{S}_f(t)$.

In Eyal et al. (2022)'s WSI pipeline, the resolution parameter γ in Louvain community detection calibrates the number of senses induced per word. Increasing resolution leads to more fine-grained word senses and higher recall, but potentially spurious senses (Figure 3). Rather than using Eyal et al. (2022)'s default resolution value of 1, we use a dynamic formula for resolution (Newman, 2016):

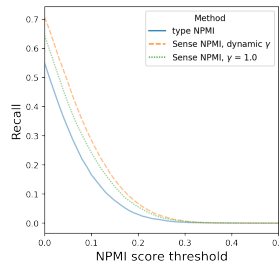
$$\gamma = \frac{\omega_{in} - \omega_{out}}{\log \omega_{in} - \log \omega_{out}}, \quad (3)$$

where ω_{in} is the probability of an edge between two nodes in the same community, and ω_{out} is the probability of an edge between two nodes in different communities. This formula follows the intuition that nodes within communities should be more connected than nodes between them. To calculate dynamic resolution, we follow Newman (2016)'s algorithm, initializing $\gamma = 1$ and iterating for each target lemma at most 10 times. In each iteration, we run Louvain community detection and recalculate γ using the edge probabilities in the current clustering. We stop early if γ converges within 0.01 of its previous value.

Sense NPMI with dynamic resolution recalls more discipline-specific Wiktionary words than type NPMI at the same score cutoff (Figure 3). In addition, the sense NPMI of a word in a subfield labeled by Wiktionary is higher than the score of the same word in a random field (paired t -test, $p < 0.001$, Appendix C).

4.2 Examples and interpretation

Examples of semantically overloaded words between fields can also qualitatively validate our results (Table 2). Returning back to the example introduced at the beginning, *bias* is indeed very overloaded. It has distinct senses with high NPMI (> 0.2) across multiple fields, including



NPMI metric	AUC, recall
$\mathcal{S}_f(t), \gamma = 0.5$	0.0550
$\mathcal{S}_f(t), \gamma = 1.0$	0.0583
$\mathcal{S}_f(t), \gamma = 1.5$	0.0631
$\mathcal{S}_f(t), \gamma = 2.0$	0.0670
$\mathcal{S}_f(t), \gamma = 2.5$	0.0697
$\mathcal{S}_f(t), \text{dynamic } \gamma$	0.0675
$\mathcal{T}_f(t)$ baseline	0.0434

Figure 3: Recall and area under the curve (AUC) of 11,548 Wiktionary words with discipline-specific definitions. Higher resolution (γ), which leads to more senses per word, increases recall, and sense NPMI recalls more semantically overloaded words than type NPMI at the same score threshold.

statistics (*skew*),⁸ optoelectronics (*charge*), cognitive psychology (*preference*), and climatology (*error*). These examples suggest that future work could examine how our approach could provide potential candidates for updating dictionaries or glossaries.

Table 3 shows examples of words whose scores increase from type NPMI to sense NPMI despite having counts split across senses. Lucy and Bamman (2021) interpret sense and type NPMI similarly in their downstream analyses, based on the magnitude of their values, but this does not account for how type and sense NPMI scores are related. In the boundary case where a word t only has a single sense t_0 , $\mathcal{S}_f(t_0) = \mathcal{T}_f(t)$. This leads to a strong correlation between the two metrics, especially when a sense scored as highly associated with a field is also the dominant sense of that word in general. Thus, to narrow in on what we gain from WSI, we examine not only senses that are highly associated with a field, but have sense NPMI scores higher than their words' type NPMI scores (Table 3). Therefore, we count a token with a labeled sense as a *discipline-specific sense* if $\mathcal{S}_f(t_i) > \mathcal{T}_f(t)$ and $\mathcal{S}_f(t_i) > c$ for a subfield f and some cutoff c . Otherwise, the token is a *discipline-specific type* if $\mathcal{T}_f(t) > c$.

5 Language norms across fields

The linguistic insularity of science varies across fields. For example, Vilhena et al. (2014) found that phrase-level jargon separates biological sciences more so than behavioral and social sciences. In addition, articles written by social scientists are

⁸Word in parentheses is the top predicted substitute for that subfield's sense for *bias*.

word t	sense t_1			sense t_2		
	FOS a	$S_a(t_1)$	top substitutes	FOS b	$S_b(t_2)$	top substitutes
<i>kernel</i>	Operating system	0.321	block, personal, ghost, every, pure	Agronomy	0.272	grain, palm, body, gross, cell
<i>performance</i>	Chromatography	0.266	perform, play, timing, temperature, contribute	Industrial organization	0.234	success, record, position, accomplishment, hand
<i>network</i>	Computer network	0.327	graph, net, regular, key, filter	Telecommunications	0.259	connection, channel, link, connectivity, association
<i>root</i>	Dentistry	0.413	crown, arch, tooth, long, tissue	Horticulture	0.330	plant, tree, branch, part, stem
<i>power</i>	Electrical engineering	0.329	energy, electricity, load, fuel, lit	Combinatorics	0.193	value, order, term, sum, degree

Table 2: Hand-selected words that are common across fields, but have different uses or meanings. The senses shown for each word are the two with the highest sense NPMI scores for that word across fields. Each sense is represented by the five most common substitutes suggested by ScholarBERT for instances in that sense.

word	Pure mathematics			Monetary economics			
	Δ	$S_f(t)$	$T_f(t)$	word	Δ	$S_f(t)$	$T_f(t)$
power	0.202	0.186	-0.016	movement	0.218	0.266	0.048
pole	0.194	0.207	0.013	liquid	0.195	0.196	0.002
union	0.193	0.141	-0.051	interest	0.182	0.382	0.200
surface	0.193	0.260	0.068	turbulence	0.176	0.155	-0.021
origin	0.193	0.188	-0.005	provider	0.176	0.121	-0.055

Table 3: Top five words that have senses associated with each field ($S_f(t) > 0.1$), ordered by the difference Δ between word-level sense and type NPMI. These are words that are highly specific to subfields based on their sense, rather than their type.

more accessible to biological scientists than vice versa (Vilhena et al., 2014). We extend these science of science analyses with the novel addition of word senses.

To summarize the distinctiveness of word types in a field, we calculate the mean type NPMI score of unique words in a field. Before taking the mean, however, we adjust scores by zeroing negative values, since we are more interested in words associated with a field rather than those that are not. This zeroing practice is typically used in studies where PMI measures word relatedness (Levy et al., 2015; Dagan et al., 1993; Bullinaria and Levy, 2007).

Similar to Vilhena et al. (2014), we also find that fields such as biology and medicine have very distinctive word types (Figure 4). However, there is a considerable amount of overlap in word type distinctiveness across fields. Similar to how natural sciences name molecules and chemicals, the arts and humanities name canons of writers, philosophers, and artists.

We also examine what fields gain the most in NPMI scores when common words are broken into their senses. We recalculate subfields’ average adjusted NPMI, but use $\max(T_f(t), S_f(t))$ instead of $T_f(t)$ for words that have induced senses. Based on their relative increases in average adjusted NPMI, subfields in math/technology, physics, and economics often use common words in specialized

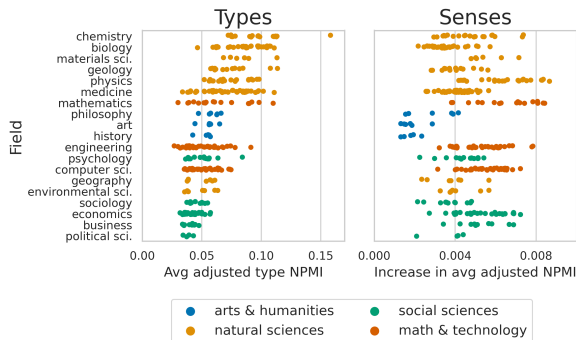


Figure 4: The left subplot shows the distinctiveness of subfields’ word types, while the right shows the increase in distinctiveness when we take the max of words’ type and sense NPMI instead of only their type NPMI. Each point is a subfield, such as *organic chemistry* in *chemistry*, and fields are colored using larger disciplinary categories for interpretation clarity.

contexts (Table 3, Figure 4). There is no significant correlation across subfields between the distinctiveness of their word types and that of their senses. Thus, identifying senses provides a very different perspective on language norms in some fields and suggests an additional route through which gate-keeping may occur.

6 Social implications

In this section, we examine two social implications of our metrics: audience design and scholarly success. We limit these experiments to articles in CONTEMPORARY S2ORC that are published among 11,047 venues in the top 95th percentile by abstract count (at least 800 each in S2ORC), to ensure solid estimation of venue-level information, such as their disciplinary focus and average citations per article.

6.1 Audience design

Audience design is a well-studied sociolinguistic phenomenon where a speaker’s language style varies across audiences (Bell, 1984, 2002; Ndubuisi-Obi et al., 2019; Androutsopoulos, 2014).

For example, on Twitter, when writers target smaller or more geographically proximate audiences, their use of nonstandard language increases (Pavalanathan and Eisenstein, 2015). Here, we investigate how broad and narrow audiences relate to authors’ use of specialized language. We hypothesize that for abstracts that fall under the same subfield, ones published in general-purpose venues use less discipline-specific language than those published in discipline-focused ones.

To address this hypothesis, we first collect sets of 6 general-purpose and 149 discipline-specific venues. We use general-purpose venues that appear in both our dataset and Wikipedia’s list of general and multidisciplinary journals:⁹ *Nature*, *Nature Communications*, *PLOS One*, *Science*, *Science Advances*, and *scholarly Reports*. Discipline-focused venues are those where 80% of articles fall under a single subfield. We chose this percentage cut-off because these venues’ titles often mentioned the subfield, e.g. *Agronomy Journal* (80% of titles). Among these two sets of venues, we examine abstracts labeled with only one subfield.

We then calculate the fraction of jargon over all words in each abstract, by counting tokens t that are either discipline-specific senses or types, where $c = 0.1$. In other words, we count t if $\max(\mathcal{T}_f(t), \mathcal{S}_f(t)) > 0.1$ in the abstract’s subfield f . We find that almost all fields adjust their rate of jargon based on audience (Figure 5). Interestingly, medicine, physics, biology, and psychology are notable exceptions that have similarly high amounts of jargon in both sets of venues. This actually aligns with our hypothesis, because general-purpose venues have a history of being led and dominated by biological sciences, and in some, by physical sciences as well (de Carli and Pereira, 2017; Koopman, 2011; Varmus et al., 2000). Thus, jargon-laden fields further from these areas adjust their writing the most when publishing in these venues.

A limitation of this approach for quantifying the amount of jargon in an abstract is that it relies on choosing c . We also obtain similar results with $c = 0.2$ and justify our choice of c in Appendix D.1. An alternative perspective mimics how soon a reader may encounter highly specialized language in an abstract. In this approach, we calculate the maximum over an abstract’s type or sense NPMI scores within the first m tokens of

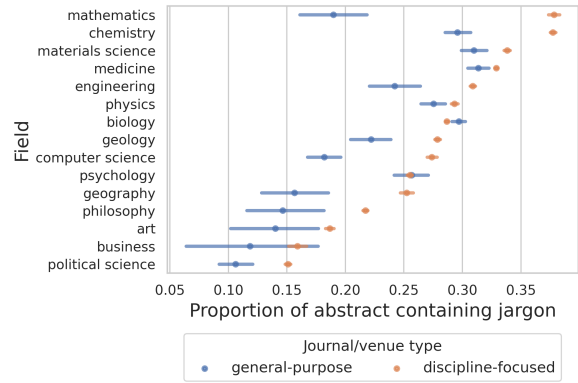


Figure 5: Abstracts in the same field typically contain less jargon when they appear general-purpose venues (e.g. *Nature*) than when they are in discipline-focused ones (e.g. *Genetics*). Error bars are 95% CI.

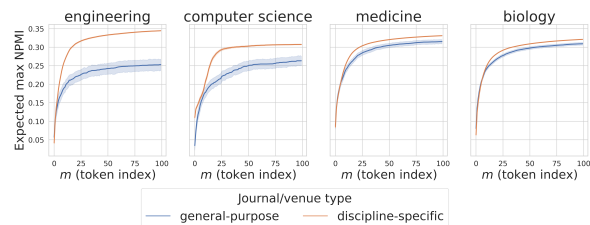


Figure 6: The expected maximum type and sense NPMI of tokens in abstracts, where the x -axis indicates token position and shaded areas are 95% CI. Computer science and engineering have wider gaps in scholarly jargon use between general-purpose and discipline-focused venues than medicine and biology do.

the abstract. These results provide another view of our previous finding: fields such as computer science and engineering adjust their language for general-purpose venues more so than those in the biological sciences (Figure 6). This indicates that though most “general-purpose” venues intend to be for all of science,¹⁰ some fields are expected to adapt their language more so than others.

6.2 Scholarly success

We hypothesize that jargon plays different roles in the success of a paper depending on how “success” is defined. In particular, since jargon gate-keeps outsiders from a discipline, we expect it to negatively affect interdisciplinary impact. To test this hypothesis, we run two sets of regressions to measure the relationship between abstracts’ use of jargon and citation behavior within five years after publication. The first set of regressions predicts short-term citation counts, while the second

⁹https://en.wikipedia.org/wiki/List_of_scholarly_journals.

¹⁰For example, *Nature*’s “Aims and Scope”: <https://www.nature.com/nature/journal-information>.

predicts interdisciplinary impact. We run separate regression models for each field to compare heterogeneity across fields. Each unit of analysis is an abstract published in 2000-2014 labeled with only one or two subfields.

Two key independent variables are the fractions of discipline-specific words and senses in an abstract, with $c = 0.1$. For abstracts that have two subfields in the same analyzed parent field, we sum their type and sense jargon counts. Additional independent variables include time (three evenly-sized time bins within 2000-2014), length of abstract in tokens, number of authors, number of references in the article, number of subfields (one or two), and the venue’s average citations per article.

Citation count is an over-dispersed count variable, so we run a negative binomial regression to predict this outcome (Hilbe, 2011). We find that in some cases, the use of jargon has a significant positive relationship with citations, but the direction of this relationship differs across fields (Table 4, Appendix D.2).

Alternatively, interdisciplinary impact considers the subfield composition of articles citing a target abstract. We use Leydesdorff et al. (2019)’s established formula, which they call DIV:

$$\text{DIV}(\mathcal{C}) = \frac{n}{N}(1 - \text{Gini}) \sum_{i,j \in \mathcal{C}, i \neq j} \frac{d_{ij}}{n(n-1)}, \quad (4)$$

where \mathcal{C} is the set of subfields citing the abstract, $n = |\mathcal{C}|$, N is the total number of subfields, and $d_{ij} = 1 - \cos(v_i, v_j)$, where v are subfields vectorized using overall cross-subfield citation counts (Appendix D.2). The **first** component measures the fraction of citing subfields, the **second** uses the Gini coefficient to calculate balance of citation counts among \mathcal{C} , and the **third** incorporates subfield similarity (Leydesdorff et al., 2019; Chen et al., 2022; Stirling, 1998). We run ordinary least squares regression on abstracts that are cited by at least two subfields, with *DIV* as the dependent variable. Discipline-specific words and senses have a negative relationship across fields that have highly distinctive language norms (Table 4).

Thus, though jargon has varying relationship with citation counts, it generally impedes the forging of interdisciplinary connections.

7 Related Work

Computational sociolinguistics often examines language varieties and norms on social media (Nguyen

Field	Citation count			Interdisciplinary impact (DIV)		
	types	senses	# obv.	types	senses	# obv.
Medicine	-0.15***	0.60***	1,137,923	-0.10***	-0.05***	589,641
Engineering	0.07	0.64***	786,559	-0.09***	-0.15***	199,790
Comp. sci.	-0.87***	0.71***	556,330	-0.12***	-0.11***	196,234
Biology	-0.12***	0.52***	824,768	-0.80***	-0.03***	481,103
Economics	0.15	1.23***	454,215	-0.11***	0.00	123,476
Physics	0.47***	-1.04***	648,729	-0.16***	-0.10***	203,009
Chemistry	-1.36***	-2.32***	613,535	-0.10***	-0.08***	187,621
Mathematics	1.22***	1.40***	363,369	-0.15***	-0.11***	128,482
Psychology	0.34***	3.68***	261,102	-0.11***	-0.06***	133,319
Geology	-0.42***	0.83***	343,250	-0.13***	-0.13***	138,308
Sociology	1.18***	2.24***	149,484	-0.08***	0.01	56,088
Business	0.30**	2.71***	160,536	-0.11***	-0.04***	39,602
Environ. sci.	-1.22***	-2.20***	137,862	-0.12***	-0.05***	49,199
Geography	0.17	0.37	127,561	-0.10***	-0.04***	51,408
Material sci.	-1.73***	1.42***	149,602	-0.14***	-0.09***	45,445
Philosophy	-0.92***	2.16***	68,512	-0.03***	0.06***	10,559
Art	-1.75***	-2.30	68,220	-0.04***	0.03	5,826
History	-0.27	10.94***	47,910	-0.50***	0.05	6,513
Political sci.	2.27***	2.86***	44,994	-0.04***	0.03	8,486

*** $p < 0.001$, ** $p < 0.01$, * $p < 0.05$ with Bonferroni correction.

Table 4: The columns *type* and *sense* show regression coefficients for the fractions of discipline-specific words or senses in abstracts. The dependent variables are citation count and interdisciplinary impact (DIV). Significantly negative coefficients are highlighted, and # obv. is the number of observations. Since dependent variables and their expected values differ across regressions, the magnitude of coefficients are not comparable.

et al., 2016; Danescu-Niculescu-Mizil et al., 2013; Lucy and Bamman, 2021; Zhang et al., 2017; Nguyen and P. Rosé, 2011; Pavalanathan and Eisenstein, 2015). There has been less attention on situation-dependent language varieties, or *registers*, in scholarly communities (Agha, 2005). Here, language differences can indicate different factions of authors and disciplinary approaches (Ngai et al., 2018; West and Portenoy, 2016; Sim et al., 2012). Other NLP studies of science have predicted responses to articles (Yogatama et al., 2011), measured impact and innovation (Gerow et al., 2018; Hofstra et al., 2020; McKeown et al., 2016), and classified topics’ rhetorical functions (Prabhakaran et al., 2016). A few studies have examined word meaning or use, such as semantic influence or novelty (Soni et al., 2021, 2022) and semantic uncertainty (McMahan and Evans, 2018). Research on lexical ambiguity in science also appears in education, with an emphasis on how to improve the teaching of overloaded terminology (Ryan, 1985; Cervetti et al., 2015).

8 Conclusion

We use data-driven, interpretable methods to identify jargon, defined as discipline-specific word types and senses, across science at scale. By iden-

tifying senses, we are able to recall more words labeled as associated with a field in Wiktionary than with word types alone. We then map language norms across subfields, showing that fields with distinctive word types differ from those with distinctive word senses. Finally, we find that some fields do not reduce their use of jargon when publishing in general-purpose venues, but this practice may inhibit interdisciplinary impact. This suggests a potential opportunity for the reconsideration of abstract writing norms, especially for venues that intend to bridge disciplines.

References

- Asif Agha. 2005. *Registers of Language*, chapter 2. John Wiley & Sons, Ltd.
- Roei Aharoni and Yoav Goldberg. 2020. *Unsupervised domain clusters in pretrained language models*. In *Proceedings of the 58th Annual Meeting of the Association for Computational Linguistics*, pages 7747–7763, Online. Association for Computational Linguistics.
- Jannis Androustopoulos. 2014. *Languaging when contexts collapse: Audience design in social networking*. *Discourse, Context & Media*, 4-5:62–73. Digital language practices in superdiversity.
- Giuseppe Attardi. 2015. Wikiextractor. <https://github.com/attardi/wikiextractor>.
- Tal August, Dallas Card, Gary Hsieh, Noah A. Smith, and Katharina Reinecke. 2020a. *Explain like i am a scientist: The linguistic barriers of entry to r/science*. In *Proceedings of the 2020 CHI Conference on Human Factors in Computing Systems*, CHI '20, page 1–12, New York, NY, USA. Association for Computing Machinery.
- Tal August, Lauren Kim, Katharina Reinecke, and Noah A. Smith. 2020b. *Writing strategies for science communication: Data and computational analysis*. In *Proceedings of the 2020 Conference on Empirical Methods in Natural Language Processing (EMNLP)*, pages 5327–5344, Online. Association for Computational Linguistics.
- Tal August, Katharina Reinecke, and Noah A. Smith. 2022a. *Generating scientific definitions with controllable complexity*. In *Proceedings of the 60th Annual Meeting of the Association for Computational Linguistics (Volume 1: Long Papers)*, pages 8298–8317, Dublin, Ireland. Association for Computational Linguistics.
- Tal August, Lucy Lu Wang, Jonathan Bragg, Marti A. Hearst, Andrew Head, and Kyle Lo. 2022b. *Paper plain: Making medical research papers approachable to healthcare consumers with natural language processing*.
- Allan Bell. 1984. *Language style as audience design*. *Language in Society*, 13(2):145–204.
- Allan Bell. 2002. *Back in style: reworking audience design*, page 139–169. Cambridge University Press.
- Iz Beltagy, Kyle Lo, and Arman Cohan. 2019. *SciBERT: A pretrained language model for scientific text*. In *Proceedings of the 2019 Conference on Empirical Methods in Natural Language Processing and the 9th International Joint Conference on Natural Language Processing (EMNLP-IJCNLP)*, pages 3615–3620, Hong Kong, China. Association for Computational Linguistics.
- Vincent D Blondel, Jean-Loup Guillaume, Renaud Lambiotte, and Etienne Lefebvre. 2008. *Fast unfolding of communities in large networks*. *Journal of Statistical Mechanics: Theory and Experiment*, 2008(10):P10008.
- Kevin W Boyack, Richard Klavans, and Katy Börner. 2005. *Mapping the backbone of science*. *Scientometrics*, 64(3):351–374.
- T. S. Breusch and A. R. Pagan. 1979. *A simple test for heteroscedasticity and random coefficient variation*. *Econometrica*, 47(5):1287–1294.
- John A Bullinaria and Joseph P Levy. 2007. *Extracting semantic representations from word co-occurrence statistics: A computational study*. *Behavior Research Methods*, 39(3):510–526.
- A Colin Cameron and Pravin K Trivedi. 2013. *Regression Analysis of Count Data*. Cambridge University Press.
- Gina N. Cervetti, Elfrieda H. Hiebert, P. David Pearson, and Nicola A. McClung. 2015. *Factors that influence the difficulty of science words*. *Journal of Literacy Research*, 47(2):153–185.
- Shiji Chen, Yanhui Song, Fei Shu, and Vincent Larivière. 2022. *Interdisciplinarity and impact: The effects of the citation time window*. *Scientometrics*, 127(5):2621–2642.
- Ido Dagan, Shaul Marcus, and Shaul Markovitch. 1993. *Contextual word similarity and estimation from sparse data*. In *31st Annual Meeting of the Association for Computational Linguistics*, pages 164–171, Columbus, Ohio, USA. Association for Computational Linguistics.
- Cristian Danescu-Niculescu-Mizil, Robert West, Dan Jurafsky, Jure Leskovec, and Christopher Potts. 2013. *No country for old members: User lifecycle and linguistic change in online communities*. In *Proceedings of the 22nd International Conference on World Wide Web*, WWW '13, page 307–318, New York, NY, USA. Association for Computing Machinery.
- Gabriel José de Carli and Tiago Campos Pereira. 2017. *Multidisciplinarity: Widen discipline span of nature papers*. *Nature*, 545(7654):289–289.

- Matan Eyal, Shoval Sadde, Hillel Taub-Tabib, and Yoav Goldberg. 2022. [Large scale substitution-based word sense induction](#). In *Proceedings of the 60th Annual Meeting of the Association for Computational Linguistics (Volume 1: Long Papers)*, pages 4738–4752, Dublin, Ireland. Association for Computational Linguistics.
- Santo Fortunato, Carl T. Bergstrom, Katy Börner, James A. Evans, Dirk Helbing, Staša Milojević, Alexander M. Petersen, Filippo Radicchi, Roberta Sinatra, Brian Uzzi, Alessandro Vespignani, Ludo Waltman, Dashun Wang, and Albert-László Barabási. 2018. [Science of science](#). *Science*, 359(6379):eaao0185.
- Jacob G. Foster, Andrey Rzhetsky, and James A. Evans. 2015. [Tradition and innovation in scientists' research strategies](#). *American Sociological Review*, 80(5):875–908.
- Benjamin Freeling, Zoë A. Doubleday, and Sean D. Connell. 2019. [How can we boost the impact of publications? try better writing](#). *Proceedings of the National Academy of Sciences*, 116(2):341–343.
- Benjamin S. Freeling, Zoë A. Doubleday, Matthew J. Dry, Carolyn Semmler, and Sean D. Connell. 2021. [Better writing in scientific publications builds reader confidence and understanding](#). *Frontiers in Psychology*, 12.
- Matt Gardner, William Merrill, Jesse Dodge, Matthew Peters, Alexis Ross, Sameer Singh, and Noah A. Smith. 2021. [Competency problems: On finding and removing artifacts in language data](#). In *Proceedings of the 2021 Conference on Empirical Methods in Natural Language Processing*, pages 1801–1813, Online and Punta Cana, Dominican Republic. Association for Computational Linguistics.
- Aaron Gerow, Yuening Hu, Jordan Boyd-Graber, David M. Blei, and James A. Evans. 2018. [Measuring discursive influence across scholarship](#). *Proceedings of the National Academy of Sciences*, 115(13):3308–3313.
- Andrew Head, Kyle Lo, Dongyeop Kang, Raymond Fok, Sam Skjonsberg, Daniel S. Weld, and Marti A. Hearst. 2021. [Augmenting scientific papers with just-in-time, position-sensitive definitions of terms and symbols](#). In *Proceedings of the 2021 CHI Conference on Human Factors in Computing Systems, CHI '21*, New York, NY, USA. Association for Computing Machinery.
- Joseph M Hilbe. 2011. *Negative binomial regression*. Cambridge University Press.
- Bas Hofstra, Vivek V. Kulkarni, Sebastian Munoz-Najar Galvez, Bryan He, Dan Jurafsky, and Daniel A. McFarland. 2020. [The diversity-innovation paradox in science](#). *Proceedings of the National Academy of Sciences*, 117(17):9284–9291.
- Zhi Hong, Aswathy Ajith, Gregory Pauloski, Eamon Duede, Carl Malamud, Roger Magoulas, Kyle Chard, and Ian Foster. 2022. [Scholarbert: Bigger is not always better](#).
- Yea-Seul Kim, Jessica Hullman, Matthew Burgess, and Eytan Adar. 2016. [SimpleScience: Lexical simplification of scientific terminology](#). In *Proceedings of the 2016 Conference on Empirical Methods in Natural Language Processing*, pages 1066–1071, Austin, Texas. Association for Computational Linguistics.
- Ann Koopman. 2011. Nature launches new open access journal: Scientific reports. *Thomas Jefferson University Library News*.
- Vincent Larivière and Yves Gingras. 2010. [On the relationship between interdisciplinarity and scientific impact](#). *Journal of the American Society for Information Science and Technology*, 61(1):126–131.
- Omer Levy, Yoav Goldberg, and Ido Dagan. 2015. [Improving distributional similarity with lessons learned from word embeddings](#). *Transactions of the Association for Computational Linguistics*, 3:211–225.
- Loet Leydesdorff, Caroline S. Wagner, and Lutz Bornmann. 2019. [Interdisciplinarity as diversity in citation patterns among journals: Rao-stirling diversity, relative variety, and the gini coefficient](#). *Journal of Informetrics*, 13(1):255–269.
- Yang Liu, Alan Medlar, and Dorota Głowacka. 2022. [Lexical ambiguity detection in professional discourse](#). *Information Processing & Management*, 59(5):103000.
- Kyle Lo, Lucy Lu Wang, Mark Neumann, Rodney Kinney, and Daniel Weld. 2020. [S2ORC: The semantic scholar open research corpus](#). In *Proceedings of the 58th Annual Meeting of the Association for Computational Linguistics*, pages 4969–4983, Online. Association for Computational Linguistics.
- Li Lucy and David Bamman. 2021. [Characterizing English variation across social media communities with BERT](#). *Transactions of the Association for Computational Linguistics*, 9:538–556.
- Marco Lui and Timothy Baldwin. 2012. [langid.py: An off-the-shelf language identification tool](#). In *Proceedings of the ACL 2012 System Demonstrations*, pages 25–30, Jeju Island, Korea. Association for Computational Linguistics.
- Alejandro Martínez and Stefano Mammola. 2021. [Specialized terminology reduces the number of citations of scientific papers](#). *Proceedings of the Royal Society B*, 288(1948):20202581.
- Kathy McKeown, Hal Daume III, Snigdha Chaturvedi, John Paparrizos, Kapil Thadani, Pablo Barrio, Or Biran, Suvarna Bothe, Michael Collins, Kenneth R. Fleischmann, Luis Gravano, Rahul Jha, Ben King, Kevin McInerney, Taesun Moon, Arvind Neelakantan, Diarmuid O'Seaghdha, Dragomir Radev, Clay

- Templeton, and Simone Teufel. 2016. [Predicting the impact of scientific concepts using full-text features](#). *Journal of the Association for Information Science and Technology*, 67(11):2684–2696.
- Peter McMahan and James Evans. 2018. [Ambiguity and engagement](#). *American Journal of Sociology*, 124(3):860–912.
- Mostafa Mesgari, Chitu Okoli, Mohamad Mehdi, Finn Årup Nielsen, and Arto Lanamäki. 2015. “the sum of all human knowledge”: A systematic review of scholarly research on the content of wikipedia. *Journal of the Association for Information Science and Technology*, 66(2):219–245.
- Sonia K Murthy, Kyle Lo, Daniel King, Chandra Bhagavatula, Bailey Kuehl, Sophie Johnson, Jonathan Borchardt, Daniel S Weld, Tom Hope, and Doug Downey. 2022. [Accord: A multi-document approach to generating diverse descriptions of scientific concepts](#). In *Proceedings of the EMNLP 2022 System Demonstrations*.
- Innocent Ndubuisi-Obi, Sayan Ghosh, and David Jurgens. 2019. [Wetin dey with these comments? modeling sociolinguistic factors affecting code-switching behavior in nigerian online discussions](#). In *Proceedings of the 57th Annual Meeting of the Association for Computational Linguistics*, pages 6204–6214, Florence, Italy. Association for Computational Linguistics.
- Mark EJ Newman. 2016. Equivalence between modularity optimization and maximum likelihood methods for community detection. *Physical Review E*, 94(5):052315.
- Sing Bik Cindy Ngai, Rita Gill Singh, and Alex Chun Koon. 2018. [A discourse analysis of the macrostructure, metadiscoursal and microdiscoursal features in the abstracts of research articles across multiple science disciplines](#). *PLOS ONE*, 13(10):1–21.
- Dong Nguyen, A. Seza Dođruöz, Carolyn P. Rosé, and Franciska de Jong. 2016. [Survey: Computational sociolinguistics: A Survey](#). *Computational Linguistics*, 42(3):537–593.
- Dong Nguyen and Carolyn P. Rosé. 2011. [Language use as a reflection of socialization in online communities](#). In *Proceedings of the Workshop on Language in Social Media (LSM 2011)*, pages 76–85, Portland, Oregon. Association for Computational Linguistics.
- Keisuke Okamura. 2019. Interdisciplinarity revisited: evidence for research impact and dynamism. *Palgrave Communications*, 5(1):1–9.
- Umashanthi Pavalanathan and Jacob Eisenstein. 2015. [Audience-Modulated Variation in Online Social Media](#). *American Speech*, 90(2):187–213.
- Hao Peng, Qing Ke, Ceren Budak, Daniel M Romero, and Yong-Yeol Ahn. 2021. Neural embeddings of scholarly periodicals reveal complex disciplinary organizations. *Science Advances*, 7(17):eabb9004.
- Pontus Plavén-Sigray, Granville James Matheson, Björn Christian Schiffler, and William Hedley Thompson. 2017. [Research: The readability of scientific texts is decreasing over time](#). *eLife*, 6:e27725.
- Vinodkumar Prabhakaran, William L. Hamilton, Dan McFarland, and Dan Jurafsky. 2016. [Predicting the rise and fall of scientific topics from trends in their rhetorical framing](#). In *Proceedings of the 54th Annual Meeting of the Association for Computational Linguistics (Volume 1: Long Papers)*, pages 1170–1180, Berlin, Germany. Association for Computational Linguistics.
- Tzipora Rakedzon, Elad Segev, Noam Chapnik, Roy Yosef, and Ayelet Baram-Tsabari. 2017. [Automatic jargon identifier for scientists engaging with the public and science communication educators](#). *PLOS ONE*, 12(8):1–13.
- Abhinav Ramesh Kashyap, Devamanyu Hazarika, Min-Yen Kan, and Roger Zimmermann. 2021. [Domain divergences: A survey and empirical analysis](#). In *Proceedings of the 2021 Conference of the North American Chapter of the Association for Computational Linguistics: Human Language Technologies*, pages 1830–1849, Online. Association for Computational Linguistics.
- Joseph Reagle and Jackie Koerner. 2020. *Wikipedia@ 20: Stories of an incomplete revolution*. The MIT Press.
- Martin Rosvall and Carl T Bergstrom. 2008. Maps of random walks on complex networks reveal community structure. *Proceedings of the national academy of sciences*, 105(4):1118–1123.
- Janet N. Ryan. 1985. [The language gap: Common words with technical meanings](#). *Journal of Chemical Education*, 62(12):1098.
- B. C. Satishkumar, P. John Thomas, A. Govindaraj, and C. N. R. Rao. 2000. [Y-junction carbon nanotubes](#). *Applied Physics Letters*, 77(16):2530.
- Yanchuan Sim, Noah A. Smith, and David A. Smith. 2012. [Discovering factions in the computational linguistics community](#). In *Proceedings of the ACL-2012 Special Workshop on Rediscovering 50 Years of Discoveries*, pages 22–32, Jeju Island, Korea. Association for Computational Linguistics.
- Arnab Sinha, Zhihong Shen, Yang Song, Hao Ma, Darin Eide, Bo-June (Paul) Hsu, and Kuansan Wang. 2015. [An overview of microsoft academic service \(mas\) and applications](#). In *Proceedings of the 24th International Conference on World Wide Web, WWW ’15 Companion*, page 243–246, New York, NY, USA. Association for Computing Machinery.
- Sandeep Soni, David Bamman, and Jacob Eisenstein. 2022. [Predicting long-term citations from short-term linguistic influence](#).

Sandeep Soni, Kristina Lerman, and Jacob Eisenstein. 2021. [Follow the leader: Documents on the leading edge of semantic change get more citations](#). *Journal of the Association for Information Science and Technology*, 72(4):478–492.

Andrew Stirling. 1998. On the economics and analysis of diversity. *Science Policy Research Unit (SPRU), Electronic Working Papers Series, Paper*, 28:1–156.

Raghuram Vadapalli, Bakhtiyar Syed, Nishant Prabhu, Balaji Vasan Srinivasan, and Vasudeva Varma. 2018. [When science journalism meets artificial intelligence : An interactive demonstration](#). In *Proceedings of the 2018 Conference on Empirical Methods in Natural Language Processing: System Demonstrations*, pages 163–168, Brussels, Belgium. Association for Computational Linguistics.

Richard Van Noorden. 2015. Interdisciplinary research by the numbers. *Nature*, 525(7569):306–307.

Harold Varmus, Patrick Brown, and Michael Eisen. 2000. [Open letter](#). *PLOS One*.

Daril A Vilhena, Jacob G Foster, Martin Rosvall, Jevin D West, James Evans, and Carl T Bergstrom. 2014. Finding cultural holes: How structure and culture diverge in networks of scholarly communication. *Sociological Science*, 1:221.

Dashun Wang and Albert-László Barabási. 2021. *The h-Index*, page 17–27. Cambridge University Press.

Kuansan Wang, Zhihong Shen, Chiyuan Huang, Chieh-Han Wu, Darrin Eide, Yuxiao Dong, Junjie Qian, Anshul Kanakia, Alvin Chen, and Richard Rogahn. 2019. [A review of microsoft academic services for science of science studies](#). *Frontiers in Big Data*, 2.

Jevin West and Jason Portenoy. 2016. [Delineating fields using mathematical jargon](#). In *Proceedings of the Joint Workshop on Bibliometric-enhanced Information Retrieval and Natural Language Processing for Digital Libraries (BIRNDL)*, pages 63–71.

Volker Wizemann. 2000. Regular dialysis treatment in germany: the role of non-profit organisations. *Journal of Nephrology*, 13:S16–9.

Dani Yogatama, Michael Heilman, Brendan O’Connor, Chris Dyer, Bryan R. Routledge, and Noah A. Smith. 2011. [Predicting a scientific community’s response to an article](#). In *Proceedings of the 2011 Conference on Empirical Methods in Natural Language Processing*, pages 594–604, Edinburgh, Scotland, UK. Association for Computational Linguistics.

Justine Zhang, William Hamilton, Cristian Danescu-Niculescu-Mizil, Dan Jurafsky, and Jure Leskovec. 2017. [Community identity and user engagement in a multi-community landscape](#). *Proceedings of the International AAAI Conference on Web and Social Media*, 11(1):377–386.

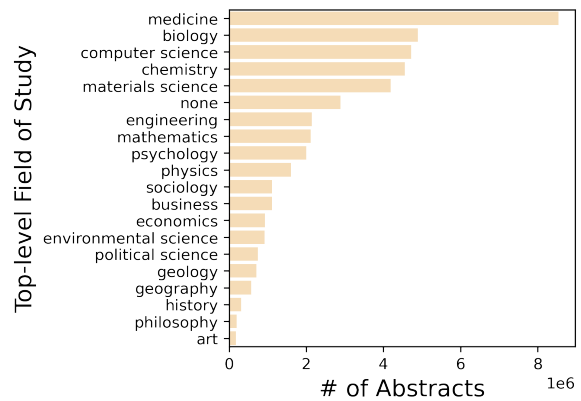


Figure 7: The number of abstracts in each top-level MAG field of study (FOS) in S2ORC, sorted from biggest to smallest, before subsampling. Medicine is the most frequent field, and is almost twice as large as the next largest field, which is biology.

A Fields of study

Figure 7 shows the number of valid abstracts in each top-level MAG field of study *before* subsampling a similar number of abstracts from each subfield. This figure can be compared to Figure 2 to show how the distribution of fields changed after sampling. The following lists the subfields, or level 1 MAG FOS, used in our study. The same subfield may fall under multiple fields.

- **Art** (6 children): art history, classics, humanities, visual arts, literature, aesthetics.
- **Biology** (31 children): computational biology, biochemistry, bioinformatics, cancer research, evolutionary biology, anatomy, molecular biology, pharmacology, immunology, virology, ecology, agronomy, botany, toxicology, food science, microbiology, biological system, agroforestry, biophysics, animal science, paleontology, cell biology, physiology, endocrinology, horticulture, genetics, biotechnology, neuroscience, fishery, zoology, biology (other).
- **Business** (10 children): international trade, accounting, risk analysis (engineering), process management, actuarial science, marketing, industrial organization, finance, advertising, business (other).
- **Chemistry** (20 children): polymer chemistry, molecular physics, biochemistry, organic chemistry, physical chemistry, chemical

physics, nuclear chemistry, medicinal chemistry, photochemistry, combinatorial chemistry, computational chemistry, analytical chemistry, food science, chromatography, mineralogy, inorganic chemistry, crystallography, stereochemistry, environmental chemistry, chemistry (other).

- **Computer Science** (32 children): natural language processing, software engineering, theoretical computer science, embedded system, computer security, programming language, data science, computer vision, computer network, human–computer interaction, world wide web, information retrieval, parallel computing, operating system, computer hardware, multimedia, computer graphics (images), library science, real-time computing, artificial intelligence, database, distributed computing, simulation, telecommunications, internet privacy, pattern recognition, machine learning, knowledge management, data mining, speech recognition, algorithm, computer science (other).
- **Economics** (28 children): international trade, labour economics, political economy, natural resource economics, industrial organization, monetary economics, economic system, economy, operations management, demographic economics, management, finance, management science, environmental resource management, accounting, agricultural economics, economic growth, actuarial science, financial economics, market economy, socioeconomics, environmental economics, econometrics, law and economics, development economics, public economics, microeconomics, economics (other).
- **Engineering** (35 children): engineering ethics, software engineering, control engineering, embedded system, nuclear engineering, reliability engineering, operations research, transport engineering, engineering drawing, biomedical engineering, engineering management, electronic engineering, automotive engineering, forensic engineering, operations management, mechanical engineering, petroleum engineering, process engineering, systems engineering, management science, civil engineering, control theory, simulation, telecommunications, geotechnical engineering, pulp and paper industry, process management, environmental engineering, marine engineering, chemical engineering, manufacturing engineering, waste management, structural engineering, electrical engineering, engineering (other).
- **Environmental Science** (7 children): environmental resource management, environmental planning, environmental engineering, agroforestry, soil science, environmental protection, environmental science (other).
- **Geography** (7 children): environmental planning, meteorology, archaeology, physical geography, remote sensing, environmental protection, geography (other).
- **Geology** (14 children): atmospheric sciences, geochemistry, geomorphology, soil science, hydrology, oceanography, climatology, mineralogy, geotechnical engineering, seismology, petroleum engineering, remote sensing, paleontology, geology (other).
- **History** (5 children): art history, classics, ancient history, archaeology, history (other).
- **Materials Science** (6 children): polymer chemistry, optoelectronics, composite material, nanotechnology, metallurgy, materials science (other).
- **Mathematics** (17 children): geometry, topology, combinatorics, operations research, mathematical optimization, pure mathematics, control theory, discrete mathematics, statistics, algebra, mathematics education, mathematical physics, applied mathematics, econometrics, mathematical analysis, algorithm, mathematics (other).
- **Medicine** (45 children): audiology, gerontology, pediatrics, obstetrics, medical physics, urology, radiology, gynecology, dentistry, cancer research, cardiology, veterinary medicine, biomedical engineering, medical education, general surgery, andrology, oncology, dermatology, traditional medicine, orthodontics, anatomy, pharmacology, medical emergency, anesthesia, gastroenterology, immunology, virology, risk analysis (engineering), emergency medicine, surgery, psychiatry, physiology, nursing, endocrinology, clinical psychology,

intensive care medicine, physical therapy, nuclear medicine, family medicine, ophthalmology, environmental health, internal medicine, physical medicine and rehabilitation, pathology, medicine (other).

- **Philosophy** (6 children): environmental ethics, humanities, epistemology, aesthetics, linguistics, philosophy (other).
- **Physics** (24 children): mechanics, atmospheric sciences, molecular physics, astrophysics, acoustics, medical physics, classical mechanics, chemical physics, nuclear physics, optoelectronics, quantum mechanics, theoretical physics, optics, computational physics, particle physics, atomic physics, statistical physics, meteorology, nuclear magnetic resonance, thermodynamics, mathematical physics, astronomy, condensed matter physics, physics (other).
- **Political Science** (4 children): public relations, public administration, law, political science (other).
- **Psychology** (15 children): mathematics education, cognitive psychology, criminology, clinical psychology, applied psychology, social psychology, communication, pedagogy, psychoanalysis, neuroscience, developmental psychology, psychiatry, psychotherapist, cognitive science, psychology (other).
- **Sociology** (11 children): social science, criminology, demography, law and economics, communication, pedagogy, political economy, gender studies, socioeconomics, media studies, sociology (other).

B Dataset filtering

We perform the following preprocessing steps of S2ORC to create CONTEMPORARY S2ORC:

- **Venue.** We consolidate the *venue* and *journal* keys of each article’s metadata. We use whichever label is non-empty, and only a small fraction (0.08%) of articles with valid abstracts have *venue* and *journal* that differ, in which case we use the article’s *journal*. We handle venue names case insensitively, and also remove tokens in their names that contain numbers to consolidate years and editions.

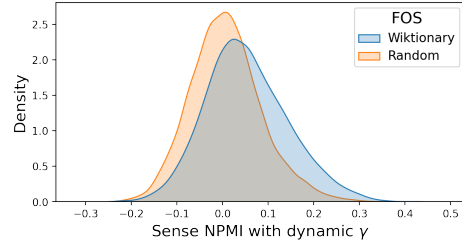


Figure 8: Words labeled as belonging to a subfield by Wiktionary have higher $\mathcal{S}_f(t)$ in that subfield than in a random one (paired t -test, $p < 0.001$).

- **Time.** Our study focuses on contemporary science, which are abstracts published during 2000–2019. S2ORC contains some abstracts from 2020 and onwards, but dates past 2020 are likely metadata processing errors. We remove 47.6 million articles outside of this time range.
- **Valid metadata.** We remove 42.5 million articles with missing abstracts, titles, or journal and venue labels.
- **Language.** We remove 77,133 articles from 925 non-English journals or venues, which are those that have less than 80% of their articles in English, using [Lui and Baldwin \(2012\)](#)’s language classifier.
- **Field of study.** Medicine fields dominate S2ORC abstracts. We balance the dataset by taking a sample of 50k articles per subfield. For subfields that are too small to sample or articles that have field-level but no subfield-level labels, we categorize these in an OTHER subfield under their parent field. Since articles can be labeled with multiple FOS, our sample is not perfectly stratified, but prevents large subfields from dominating calculations of the general prevalence of words in English. In total we identify specialized language across 293 subfields that fall under 19 fields (listed in Appendix A).

C Additional validation results

Figure 8 shows the distribution of sense NPMI scores for words in Wiktionary-labeled fields versus random ones.

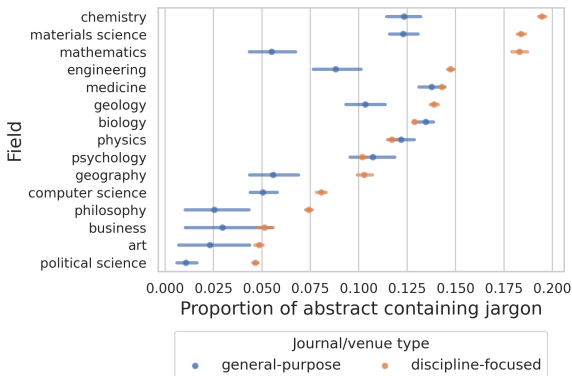


Figure 9: Abstracts’ average fraction of discipline-specific words and senses in fields that appear in both general-purpose and discipline-focused venues (95% CI). This plot uses an NPMI cutoff of 0.2.

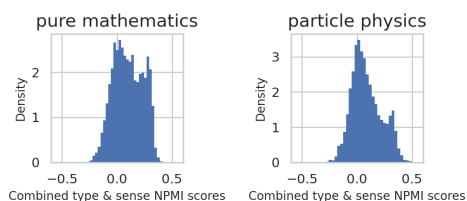


Figure 10: Sometimes, NPMI score distributions for subfields are bimodal with a second peak among positive values, especially when a subfield contains large amounts of jargon. The left shows the distribution for pure mathematics, while the right shows particle physics.

D Additional experimental details

D.1 Cutoff decision

We generated Figure 5 with additional values of the NPMI cutoff c , such as $c = 0.2$, and achieve similar conclusions (Figure 9). That is, these results are similar when it comes to which fields tend to adjust their language between general-purpose and discipline-focused venues. In the main text, we usually use $c = 0.1$, as positive NPMI values indicate association, but NPMI values too close to 0 would instead lean towards independence. Though NPMI ranges from -1 to 1, the outputted scores for various subfields tended to range from -0.5 to 0.5, and some include bimodal behavior where the latter peak of the distribution usually occurs after $c = 0.2$ (Figure 10). We assume that this latter peak is indicative of jargon. Thus, we experimented with cutoffs that would separate the initial peak around 0 and a secondary peak in the positive NPMI value range, if any.

D.2 Scholarly success

D.2.1 Subfield similarity

To calculate subfield similarity, we first create a $(N + 1) \times (N + 1)$ citation matrix, where N is the total number of subfields, and the additional row and column represents papers in unknown subfields. Rows in this matrix represent subfields that are cited, and columns are citing subfields. This matrix is generated using all papers published in S2ORC within the years 2000 and 2019 that have inbound citations. For subfield similarity calculations, we use the rows to represent each subfield. For example, the nearest neighbors via cosine similarity of the row representing *chemical engineering* include *polymer chemistry*, *polymer science*, and *inorganic chemistry*.

D.2.2 Regressions

We ran a few statistical tests to determine what regressions to use.

Citation counts. We run both Poisson regressions and negative binomial regressions on citation count data, as these generalized linear models are typically used to model count data. Negative binomial regression is used for data that shows overdispersion, when the variance of the dependent variable exceeds the mean. We calculate the overdispersion ratio ϕ of Poisson regressions for each field:

$$\phi = \frac{\text{Pearson's } \chi^2}{\text{residual degrees of freedom}}.$$

Since it exceeds 1 for each field’s regression, there is overdispersion in our data, and thus we use negative binomial regressions for citation counts. Negative binomial regressions require choosing a constant α which is used to express the variance in terms of the mean. We determine α by inputting the fitted rate vector from the Poisson regression into an auxiliary OLS regression without a constant (Cameron and Trivedi, 2013). The α we obtain from this for each regression is significant for all fields except for Art and Philosophy ($p < 0.01$, right-tailed t -test).

Interdisciplinary impact. We run ordinary least squares (OLS) regressions for this dependent variable. OLS involves several assumptions: randomly sampled data, linearity, exogeneity, non-collinearity, and homoskedasticity. We check for linearity and exogeneity by comparing residuals and fitted values, non-collinearity by checking that

the variance inflation factors of covariates do not exceed 5, and homoskedasticity by running a Breusch-Pagan test (Breusch and Pagan, 1979). We find that we satisfy all assumptions except homoskedasticity. Due to this, we also run a weighted least squares regression to check the robustness of our OLS results, and achieve similar coefficients.