

Multiple testing under negative dependence

Ziyu Chi*

Aaditya Ramdas[†]

Ruodu Wang[‡]

May 10, 2024

Abstract

The multiple testing literature has primarily dealt with three types of dependence assumptions between p-values: independence, positive regression dependence, and arbitrary dependence. In this paper, we provide what we believe are the first theoretical results under various notions of negative dependence (negative Gaussian dependence, negative regression dependence, negative association, negative orthant dependence and weak negative dependence). These include the Simes global null test and the Benjamini-Hochberg procedure, which are known experimentally to be anti-conservative under negative dependence. The anti-conservativeness of these procedures is bounded by factors smaller than that under arbitrary dependence (in particular, by factors independent of the number of hypotheses). We also provide new results about negatively dependent e-values, and provide several examples as to when negative dependence may arise. Our proofs are elementary and short, thus amenable to extensions.

Contents

1	Introduction	2
2	Notions of negative dependence	3
3	Merging negatively dependent p-values	6
3.1	Recap: merging p-values with the Simes function	7
3.2	Simes under negative dependence	8
3.3	Negative Gaussian dependence	10
3.4	Weighted merging of p-values	12
3.5	Iterated applications of negative dependence	12
4	Merging negatively dependent e-values	13
5	False discovery rate control	15
5.1	The BH procedure	15
5.2	FDR control under negative dependence	16
5.3	Group-level FDR control	17
6	Simulations	18
6.1	Testing a global null	18
6.2	Multiple testing procedures with FDR control	20
7	Conclusion	20

*Dept. of IEOR, University of California Berkeley, Berkeley CA, USA. ziyu.chi@berkeley.edu.

[†]Depts. of Statistics and Machine Learning, Carnegie Mellon University, Pittsburgh PA, USA. aramdas@cmu.edu.

[‡]Dept. of Statistics and Actuarial Science, University of Waterloo, Waterloo ON, Canada. wang@uwaterloo.ca.

A	Examples of negative dependence in testing	24
A.1	Four examples	24
A.2	Technical details	25
B	Additional Simulation Results	27
C	A few technical results used in the proofs	27

1 Introduction

Ever since the seminal book by Tukey [42], the subfield of multiple comparisons and multiple hypothesis testing has grown rapidly and found innumerable applications in the sciences. However, some relatively basic theoretical questions remain unsolved. For example, we have not encountered concrete theoretical results on the performance of the Benjamini-Hochberg (BH) procedure [1] when the p-values are negatively dependent. Closely related to the BH procedure is the Simes global null test, for which we have also not seen results under negative dependence. This paper begins to fill the aforementioned gaps, and paves the way for more progress in this area.

One of the main challenges is that there are many definitions of what it means to be “negatively dependent”. In the Gaussian setting, the definitions simply amount to the signs of covariances being positive or negative, but one often cares about more nonparametric definitions that apply more generally, and these are aplenty. It is apriori unclear which definition of dependence will (A) lend itself to analytical tractability for bounding error rates of procedures, (B) have enough examples satisfying the definition so as to potentially yield practical insights in some situations. Once a suitable definition has been adopted, further choices must be made: one must specify whether the dependence is being assumed across all p-values or only those that are null (for example). The multitude of possibilities is daunting, perhaps explaining the lack of progress.

The above combination of (A) and (B) has been arguably successfully achieved for positive dependence. Sarkar [33] published an important result settling the Simes conjecture under a notion of positive dependence called multivariate total positivity of order two, that was studied in depth by Karlin and Rinott [19] in 1980. Benjamini and Yekutieli [2] strengthened and extended Sarkar’s result: they showed that the BH procedure controls the false discovery rate (FDR) under a weaker condition called positive regression dependence on a subset (PRDS). This notion too goes back several decades to Lehmann [22], who proposed PRD in a bivariate context, and (the elder) Sarkar [34], who generalized PRD to a multivariate context. This paper will provide the first results under the negative dependence analog of the PRD condition.

The aforementioned 2001 paper also proved that under arbitrary dependence, the BH procedure run at target level α on K hypotheses could have its achieved FDR control be inflated a factor of about $\log K$ (sometimes called the Benjamini-Yekutieli or BY correction). This is a huge inflation in modern contexts where K can be in the millions or more. The above results have arguably led to a practical dilemma. When the BH procedure is applied in situations where PRDS is a questionable assumption (or is in fact known to not hold), should one apply the aforementioned BY correction? Theoretically perhaps one should use the correction, but we have rarely seen the BY correction used in practice because it hurts power a lot.

While we understand the practice of not using the BY correction, the gap between theory and practice is mildly unsettling. One way out is to seek a better theoretical understanding of what types of assumptions result in inflation factors of much less than $\log K$, along with some justification that these could occur in practice (points (A) and (B) from earlier).

It is in the above context that we see that the current paper makes some novel and arguably important contributions to the literature. Of course, by virtue of being the first, as far as we are aware, nontrivial result on the performance of Simes and BH under negative dependence, it will hopefully stimulate future progress. (In fact, we are only aware of one other recent multiple testing work by Gou and Tamhane [12] for a different procedure (the Hochberg method) under negative dependence.) But equally importantly,

the bounds are derived under a very weak notion of negative dependence (and thus easier to satisfy), and the error inflation factors (or anticonservativeness) are proved to be independent of the number of hypotheses K , only involving explicit and small constant factors. Thus, the result is not overly pessimistic, and is a stepping stone to bridging theoretical progress with practical advice.

The rest of this paper is organized as follows. Section 2 presents a few key notions of negative dependence, along with some examples of when they occur. Section 3 presents results on the Simes test using negatively dependent p-values. Section 4 briefly discusses the case of negatively dependent e-values. Section 5 builds on Section 3 to derive results on the FDR of the BH procedure under negative dependence. Section 6 presents simulation results, before we conclude in Section 7.

2 Notions of negative dependence

Fix an atomless probability space $(\Omega, \mathcal{F}, \mathbb{P})$ where all random variables live. The aim of this section is to introduce several important notions of negative dependence, summarizing some properties and referencing proofs for the following implications along the way in Figure 1.

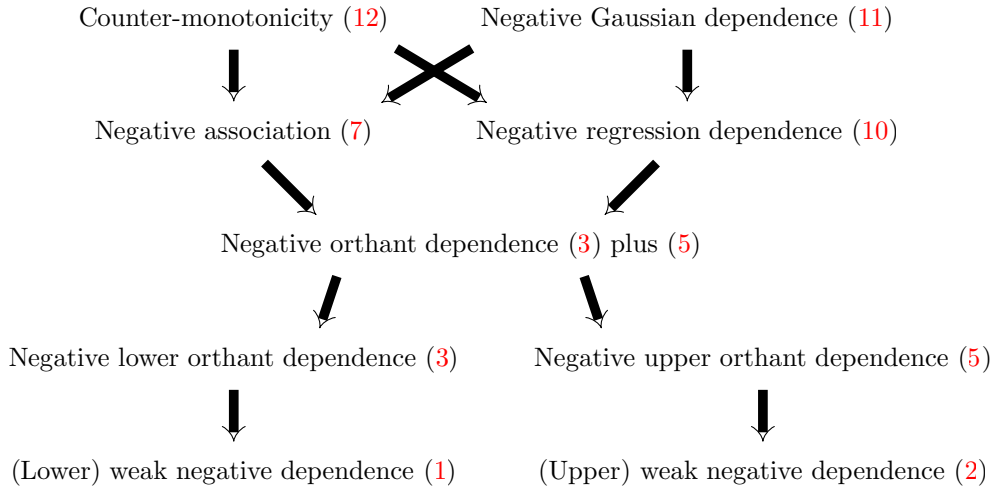


Figure 1: Notions of negative dependence.

We define all these notions below, from the weakest to the strongest. For a random vector $\mathbf{X} = (X_1, \dots, X_K)$, let F_k be the distribution function of X_k for $k \in \mathcal{K}$. To begin, we say that \mathbf{X} is (lower) *weakly negatively dependent* if

$$\mathbb{P} \left(\bigcap_{k \in A} \{X_k \leq F_k^{-1}(p)\} \right) \leq \prod_{k \in A} \mathbb{P}(X_k \leq F_k^{-1}(p)) \quad \text{for all } A \subseteq \mathcal{K} \text{ and } p \in (0, 1). \quad (1)$$

We will sometimes write “ X_1, \dots, X_K are weakly negatively dependent” instead of “ \mathbf{X} is weakly negatively dependent” (also for other notions of dependence), and this should cause no confusion. Upper weak negative dependence can be defined by

$$\mathbb{P} \left(\bigcap_{k \in A} \{X_k > F_k^{-1}(p)\} \right) \leq \prod_{k \in A} \mathbb{P}(X_k > F_k^{-1}(p)) \quad \text{for all } A \subseteq \mathcal{K} \text{ and } p \in (0, 1), \quad (2)$$

but we will only need the lower version (1), and so we omit the qualifier “lower” going forward.

Condition (1) is weaker than the notion of *negative lower orthant dependence* of Block et al. [4], which

is defined by

$$\mathbb{P}\left(\bigcap_{k \in \mathcal{K}} \{X_k \leq x_k\}\right) \leq \prod_{k \in \mathcal{K}} \mathbb{P}(X_k \leq x_k) \quad \text{for all } (x_1, \dots, x_K) \in \mathbb{R}^K. \quad (3)$$

Indeed, we can see that (3) implies (1) by taking $x_k \rightarrow \infty$ for $k \notin A$ and $x_k = x$ for $k \in A$. Further, \mathbf{X} is negative lower orthant dependent if and only if

$$\mathbb{E}\left[\prod_{k=1}^K \phi_k(X_k)\right] \leq \prod_{k=1}^K \mathbb{E}[\phi_k(X_k)] \quad \text{for all nonnegative decreasing functions } \phi_1, \dots, \phi_K; \quad (4)$$

see Theorem 6.G.1 (b) of Shaked and Shanthikumar [37] or Theorem 3.3.16 of Muller and Stoyan [25]. All terms like “increasing” and “decreasing” are in the non-strict sense.

There is a related notion of *negative upper orthant dependence*:

$$\mathbb{P}\left(\bigcap_{k \in \mathcal{K}} \{X_k > x_k\}\right) \leq \prod_{k \in \mathcal{K}} \mathbb{P}(X_k > x_k) \quad \text{for all } (x_1, \dots, x_K) \in \mathbb{R}^K. \quad (5)$$

Similarly to (4), negative upper orthant dependence is equivalent to

$$\mathbb{E}\left[\prod_{k=1}^K \phi_k(X_k)\right] \leq \prod_{k=1}^K \mathbb{E}[\phi_k(X_k)] \quad \text{for all nonnegative increasing functions } \phi_1, \dots, \phi_K. \quad (6)$$

Negative orthant dependence means that both negative lower orthant dependence and negative upper orthant dependence hold simultaneously.

Negative orthant dependence is in turn weaker than *negative association* of \mathbf{X} , which requires that for any disjoint subsets $A, B \subseteq \mathcal{K}$, and any real-valued, coordinatewise increasing functions f, g ,

$$\text{Cov}(f(\mathbf{X}_A), g(\mathbf{X}_B)) \leq 0, \quad (7)$$

where $\mathbf{X}_A = (X_k)_{k \in A}$, $\mathbf{X}_B = (X_k)_{k \in B}$, if $f(\mathbf{X}_A), g(\mathbf{X}_B)$ have finite second moments. Equivalently,

$$\mathbb{E}[f(\mathbf{X}_A)g(\mathbf{X}_B)] \leq \mathbb{E}[f(\mathbf{X}_A)]\mathbb{E}[g(\mathbf{X}_B)]. \quad (8)$$

This in turn implies that for any non-overlapping sets $\{A_k\}_{k=1, \dots, \ell}$ and nonnegative increasing functions $\{\phi_k\}_{k=1, \dots, \ell}$, we have

$$\mathbb{E}\left[\prod_{k=1}^{\ell} \phi_k(\mathbf{X}_{A_k})\right] \leq \prod_{k=1}^{\ell} \mathbb{E}[\phi_k(\mathbf{X}_{A_k})]. \quad (9)$$

It is necessary and sufficient to require f and g in (7) to be bounded, which can be seen from an approximation argument. For negatively associated random variables, all pairwise correlations are non-positive. Thus, $\text{Var}(\sum_{k=1}^K X_k) \leq \sum_{k=1}^K \text{Var}(X_k)$. Shao [38] proved the following coupling result. Let X_1, \dots, X_K be negatively associated, and let X_1^*, \dots, X_K^* be independent random variables such that X_k and X_k^* have the same (marginal) distribution for each k . Then, for all convex functions f , $\mathbb{E}[f(\sum_{k=1}^K X_k)] \leq \mathbb{E}[f(\sum_{k=1}^K X_k^*)]$.

A random vector \mathbf{X} is said to be stochastically decreasing in Y if $\mathbb{E}[g(\mathbf{X}) \mid Y = y]$ is decreasing in y whenever g is a coordinatewise increasing function such that the conditional expectation exists. \mathbf{X} is *negative regression dependent* if

$$\mathbf{X}^{-i} \text{ is stochastically decreasing in } X_i \text{ for every } i, \quad (10)$$

where \mathbf{X}^{-i} is the vector formed by deleting the i -th coordinate of \mathbf{X} . The notion in (10) is called negative dependence through stochastic ordering by Block et al. [5], and it is the negative analog of the famous positive regression dependence condition (also called positive dependence through stochastic ordering)

frequently encountered in multiple testing, under which the Simes test and the Benjamini-Hochberg procedure (both defined later in the paper) are known to be conservative. The term negative regression dependence was used by Lehmann [22] in case $K = 2$.

A random vector \mathbf{X} is *Gaussian dependent* if there exist increasing functions (or decreasing functions) f_1, \dots, f_K and a Gaussian vector (Y_1, \dots, Y_K) such that $X_k = f_k(Y_k)$ for $k \in \mathcal{K}$. The correlation matrix of (Y_1, \dots, Y_K) is called a *Gaussian correlation* of \mathbf{X} , which is unique if \mathbf{X} has continuous marginals. For instance, if Y_1, \dots, Y_K are standard Gaussian test statistics and P_1, \dots, P_K are the produced one-sided p-values (as $P_k = \Phi(-Y_k)$, where Φ is the standard Gaussian CDF), then \mathbf{P} is Gaussian dependent. Further, \mathbf{X} is *negatively Gaussian dependent* if it is Gaussian dependent and its Gaussian correlation coefficients are non-positive ($X_k = f_k(Y_k)$ for $k \in \mathcal{K}$):

$$(Y_1, \dots, Y_K) \sim N(\mu, \Sigma), \text{ for some } \mu, \Sigma \text{ such that } \Sigma_{ij} \leq 0 \text{ for all } i \neq j. \quad (11)$$

If \mathbf{X} is negatively Gaussian dependent, then \mathbf{X} has both negative association and negative regression dependence, implying negative lower orthant dependence and weak negative dependence; see Joag-Dev and Proschan [18, Section 3.4] and also Lemma 7 in Section 3.3. The statement on negative orthant dependence can be verified directly by Slepian's lemma [40].

Finally, there exists an “extremal (most) negative dependence”: (X, Y) is *counter-monotonic* if there exists increasing functions f, g and a random variable Z such that $(X, Y) = (f(Z), -g(Z))$ almost surely. This can be alternatively stated as $(X(\omega) - X(\omega'))(Y(\omega) - Y(\omega')) \leq 0$ for almost every pair of $(\omega, \omega') \in \Omega^2$. In higher dimensions, a random vector \mathbf{X} is counter-monotonic if each pair of its components is counter-monotonic, that is,

$$(X_i(\omega) - X_i(\omega'))(X_j(\omega) - X_j(\omega')) \leq 0 \text{ for almost every } (\omega, \omega') \in \Omega^2 \text{ and every distinct } i, j. \quad (12)$$

The structure (12) imposes strong conditions on the marginal distributions (in particular, the marginal distributions cannot be continuous when $K \geq 3$). A pairwise counter-monotonic random vector has the smallest joint distribution function among all random vectors with the same marginals. See Puccetti and Wang [27] for the above statements and other forms of extremal negative dependence. As shown by Lauzier et al. [21], a pairwise counter-monotonic random vector is negatively associated and negative regression dependent.

Closure properties. We mention a few relevant closure properties below.

Monotone transformations: All notions of negative dependence are preserved under concordant coordinatewise monotonic transformations (the term *concordant* here means that we apply either decreasing transformations to all coordinates or increasing transformations to all coordinates).

Convolution: Suppose that \mathbf{X}_1 and \mathbf{X}_2 are independent of each other. If each of \mathbf{X}_1 and \mathbf{X}_2 is negative lower orthant dependent, then $\mathbf{X}_1 + \mathbf{X}_2$ is also negative lower orthant dependent; see [24, Theorem 4.2] and [23, Corollary 3]. This also holds for negative association by combining Properties P6 and P7 of Joag-Dev and Proschan [18].

Concatenation: If \mathbf{X}_1 and \mathbf{X}_2 are each negatively associated (or negative regression dependent), and are independent of each other, then so is their concatenation $(\mathbf{X}_1, \mathbf{X}_2)$. An example of this type is given by $(X_1, -X_1, X_2, -X_2, \dots, X_K, -X_K)$ for any independent X_1, \dots, X_K .

Marginalization: If \mathbf{X} satisfies any notion of negative dependence mentioned in this section, then so \mathbf{X}_A for any nonempty $A \subseteq \mathcal{K}$. This can be verified directly from the definition of these concepts.

Examples of negative dependence

Beyond the Gaussian case mentioned above, some other simple examples may be useful for the reader to keep in mind going forward. These examples can be found in e.g., Joag-Dev and Proschan [18].

Categorical distribution: Suppose that \mathbf{X} is a draw from a categorical distribution with K categories, meaning that it is a binary vector that sums to one. Then \mathbf{X} is counter-monotonic, thus both negatively associated and negative regression dependent.

Multinomial distribution (m balls in K bins): If \mathbf{X} is a draw from a multinoulli distribution, meaning that it takes values in $\{0, 1\}^K$ and $\sum_{i=1}^K X_i = m$, with each of the $\binom{K}{m}$ possibilities being equally likely,

then \mathbf{X} is negatively associated as well as negative regression dependent. If the possibilities are not all equally likely, \mathbf{X} is negatively orthant dependent [4]. The same conclusions hold for a draw from a multinomial distribution, since these are just sums of mutually independent multinoullis.

Uniform permutations: Let \mathbf{X} be a uniformly random permutation of some fixed vector (x_1, \dots, x_n) . Then \mathbf{X} is negatively associated.

Sampling without replacement: Along similar lines to the above, sampling without replacement leads to negatively associated random variables. To elaborate: suppose X_1, \dots, X_K are sampled without replacement from a bag containing $N \geq K$ numbers. Then \mathbf{X} is negatively associated.

Recentered Gaussians: Block et al. [5] pointed out that if X_1, \dots, X_K are iid Gaussians, and $\bar{X} := (X_1 + \dots + X_K)/K$, then $\mathbf{Z} := (X_1 - \bar{X}, \dots, X_K - \bar{X})$ is multivariate Gaussian with negative correlations, and thus negative regression dependent and negatively associated, for example. Hence, so are the p-values obtained by $P_k = \Phi(Z_k/(1 - 1/K)^{1/2})$ for $k \in \mathcal{K}$. Block et al. [5] also show that several other examples, like multivariate negative binomial, Dirichlet and multivariate hypergeometric, are all negative regression dependent.

Tournament performance scores: Data summarizing tournament performance are often negatively associated. We summarize some examples below. Consider a round-robin tournament between K players, summarized by a pairwise game matrix X of size $K \times K$. The first three examples below can be shown using Properties P6 and P6 of Joag-Dev and Proschan [18], by noting that the scores X_{ij} and X_{ji} are counter-monotonic, and they are independent of the other scores. Therefore, scores in the $K \times K$ matrix are negatively associated [18, P7], and so are their row sums [18, P6]. The last example is shown by Malinovsky and Rinott [23].

Binary outcomes. Suppose each game ends in a win or loss. Let p_{ij} denote the probability that i beats j and they play n_{ij} games against each other. Assuming that all games are independent, we have $X_{ij} \sim \text{Binomial}(n_{ij}, p_{ij})$. Let us calculate scores of the K players as $S_i = \sum_{j \neq i} X_{ij}$, and denote $\mathbf{S} = (S_1, \dots, S_K)$. Then \mathbf{S} is negatively associated. (This actually improves a not-so-well known result by Huber [16] who proved \mathbf{S} is negative lower orthant dependent.)

Constant sum games. Suppose at the end of their game(s), each pair of players split a reward $r_{ij} \geq 0$, meaning that the rewards X_{ij}, X_{ji} are nonnegative and sum to r_{ij} . Defining each player's scores as before, $S_i = \sum_{j \neq i} X_{ij}$, we have that \mathbf{S} is negatively associated. (Obviously this example generalizes the previous one, and even allows for ties.)

Random-sum games. If the aforementioned rewards r_{ij} are themselves random variables, \mathbf{S} remains negatively associated, as long as (X_{ij}, X_{ji}) is counter-monotonic. This happens in soccer, where the winning team is often awarded three points (and the losing team zero), but if the match is drawn, both teams get one point. This means that (X_{ij}, X_{ji}) can take the value $(3, 0)$, $(1, 1)$ or $(0, 3)$.

Knockout tournaments. Moving beyond round-robin tournaments to knockout tournaments like in tennis grand slams, let S_i denote the total number of games won by player i . For example, with 64 players, only the winner i will have $S_i = 6$, the runner-up j will have $S_j = 5$, the semifinal losers k will have $S_k = 4$, and those that lost in the first round have $S_\ell = 0$. Suppose further that all players are of equal strength, meaning that all outcomes are fair coin flips. For a completely random schedule of matches, \mathbf{S} is negatively associated. For nonrandom draws (such as via player seedings/rankings), \mathbf{S} is negative orthant dependent.

Appendix A in the supplementary material contains hypothesis tests that give rise to negative dependence. The examples discussed there are tests based on split samples, testing the mean of a bag of numbers, round-robin tournaments, and cyclical or ordered comparisons.

3 Merging negatively dependent p-values

We begin with a recap of some well known properties of the Simes global null test, before turning to the new results under negative dependence.

3.1 Recap: merging p-values with the Simes function

Throughout, K is a positive integer, and $\mathbf{P} = (P_1, \dots, P_K)$ is a random vector taking values in $[0, 1]^K$. Let \mathbb{P} be the true probability measure and write $\mathcal{K} = \{1, \dots, K\}$. Following Vovk and Wang [43], a *p-variable* P is a random variable that satisfies $\mathbb{P}(P \leq \alpha) \leq \alpha$ for all $\alpha \in (0, 1)$. Let \mathcal{U} be the set of all standard uniform random variables under \mathbb{P} .

We first consider the setting of testing a global null. In this setting, we will always assume each of P_1, \dots, P_K is uniformly distributed on $[0, 1]$ (thus in \mathcal{U}), and this is without loss of generality. Slightly abusing the terminology, we also call P_1, \dots, P_K p-values.

For $p_1, \dots, p_K \in [0, 1]$ and $k \in \mathcal{K}$, let $p_{(k)}$ be the k -th order statistics of p_1, \dots, p_K from the smallest to the largest. Let $S_K : [0, 1]^K \rightarrow [0, 1]$ be the *Simes function*, defined as

$$S_K(p_1, \dots, p_K) = \bigwedge_{k=1}^K \frac{K}{k} p_{(k)},$$

where $a \wedge b := \min(a, b)$. Applying S_K to \mathbf{P} and choosing a fixed threshold $\alpha \in (0, 1)$, we obtain the *Simes test* by rejecting the global null if $S_K(\mathbf{P}) \leq \alpha$. The type-1 error of this test is $\mathbb{P}(S_K(\mathbf{P}) \leq \alpha)$.

We begin from the observation that the Simes inequality

$$\mathbb{P}(S_K(\mathbf{P}) \leq \alpha) \leq \alpha \quad \text{for all } \alpha \in (0, 1) \quad (13)$$

holds for a wide class of dependence structures of \mathbf{P} . It is shown by Simes [39] that if p-values P_1, \dots, P_K are independent or comonotonic (thus identical), then

$$\mathbb{P}(S_K(\mathbf{P}) \leq \alpha) = \alpha \quad \text{for all } \alpha \in (0, 1), \quad (14)$$

and thus (13) holds as an equality. Moreover, the inequality (13) holds for more general dependence structures; see e.g., Sarkar [33] and Benjamini and Yekutieli [2]. The inequality (13) may also hold in an asymptotic sense; see e.g., Finner et al. [11]. Let us define the notion of *positive regression dependence* (PRD). A set $A \subseteq \mathbb{R}^K$ is said to be *increasing* if $\mathbf{x} \in A$ implies $\mathbf{y} \in A$ for all $\mathbf{y} \geq \mathbf{x}$. A random vector \mathbf{P} of p-values is PRD if for any $k \in \mathcal{K}$ and increasing set $A \subseteq \mathbb{R}^K$, the function $x \mapsto \mathbb{P}(\mathbf{P} \in A \mid P_k \leq x)$ is increasing on $[0, 1]$.

Proposition 1 (Benjamini and Yekutieli [2]). *If the vector of p-values \mathbf{P} is PRD, then (13) holds.*

If \mathbf{P} is Gaussian dependent (i.e., obtained from jointly Gaussian statistics; see Section 3.3) and its pair-wise correlations are non-negative, then \mathbf{P} satisfies PRD. In this case, (13) holds by Proposition 1. When the correlations are allowed to be negative, things are slightly different: Hochberg and Rom [13] showed that, for $K = 2$ and some Gaussian-dependent \mathbf{P} with negative correlation,

$$\mathbb{P}(S_2(\mathbf{P}) \leq 0.05) \approx 0.0501. \quad (15)$$

Thus, (13) is slightly violated. The maximum value of $\mathbb{P}(S_K(\mathbf{P}) \leq \alpha)$ over all possible dependence structures of \mathbf{P} is known (Hommel [14]) to be:

$$\max_{\mathbf{P} \in \mathcal{U}^K} \mathbb{P}(S_K(\mathbf{P}) \leq \alpha) = (\ell_K \alpha) \wedge 1 \quad \text{for } \alpha \in (0, 1), \quad (16)$$

$$\text{where } \ell_K := \sum_{k=1}^K \frac{1}{k} \approx \log K. \quad (17)$$

There are several other methods of merging p-values under arbitrary dependence [43, 46]. Here, we focus on negatively dependent p-values and e-values.

3.2 Simes under negative dependence

We next give a nontrivial upper bound on $\mathbb{P}(S_K(\mathbf{P}) \leq \alpha)$ when \mathbf{P} is weakly negatively dependent.

Theorem 2 (Additive error bounds). *For every weakly negatively dependent $\mathbf{P} \in \mathcal{U}^K$, we have*

$$\mathbb{P}(S_K(\mathbf{P}) \leq \alpha) \leq \alpha + \sum_{k=2}^K \binom{K}{k} \left(\frac{\alpha k}{K}\right)^k. \quad (18)$$

We can obtain the more succinct bound that does not depend on K ,

$$\mathbb{P}(S_K(\mathbf{P}) \leq \alpha) \leq \alpha + 2\alpha^2 + \frac{9}{2}\alpha^3 + \frac{1}{\sqrt{8\pi}} \frac{(e\alpha)^4}{1 - e\alpha} \quad \text{for all } \alpha \in (0, 1/e), \quad (19)$$

and in particular,

$$\mathbb{P}(S_K(\mathbf{P}) \leq \alpha) \leq \alpha + 2\alpha^2 + 6\alpha^3 \quad \text{for all } \alpha \in (0, 0.1]. \quad (20)$$

Since there exists a weakly dependent $\mathbf{P} \in \mathcal{U}^K$ (in particular, independent uniforms) such that $\mathbb{P}(S_K(\mathbf{P}) \leq \alpha) = \alpha$, the above bounds are tight up to lower order terms in α .

Recall from (17) that since $\mathbb{P}(S_K(\mathbf{P}) \leq \alpha) \leq \ell_K \alpha$ under any dependence structure, the bounds above and below can be improved for small K by taking their minimum with $\ell_K \alpha$, but we often omit this for clarity. The above bounds also imply the following multiplicative error bounds.

Corollary 3 (Multiplicative error bounds). *For every weakly negatively dependent $\mathbf{P} \in \mathcal{U}^K$, we have*

$$\mathbb{P}(S_K(\mathbf{P}) \leq \alpha) \leq 1.26\alpha \quad \text{for all } \alpha \in (0, 0.1], \quad (21)$$

and also

$$\mathbb{P}(S_K(\mathbf{P}) \leq \alpha) \leq 3.4\alpha \quad \text{for all } \alpha \in (0, 1), \quad (22)$$

meaning that $(3.4 \wedge \ell_K)S_K(\mathbf{P})$ is a p-value for any K .

Before we present the proof, a few comments are in order. For $K = 2$, the right hand side of (18) becomes $\alpha + \alpha^2$, which equals 0.0525 for $\alpha = 0.05$. Despite the theorem holding under weakest form of negative dependence, this value is not so far from the empirically observed value in (15) for negative Gaussian dependence. Also, for all practical α , the Simes combination results in a valid p-value up to the small constant factor 1.26. However, to formally call it a p-value, the constant is at most 3.4 (though this could potentially be lowered closer to 1 through better approximations).

Proof of Theorem 2 and Corollary 3. Define $c_k = k\alpha/K$ for $k \in \mathcal{K}$. Note that for $k \in \mathcal{K}$, $\{P_{(k)} \leq c_k\} = \bigcup_{A \in B_k} \bigcap_{j \in A} \{P_j \leq c_k\}$, where $B_k = \{A \subseteq \mathcal{K} : |A| = k\}$ and $|A|$ is the cardinality of A . Bonferroni's inequality gives

$$\begin{aligned} \mathbb{P}(S_K(\mathbf{P}) \leq \alpha) &= \mathbb{P}\left(\bigcup_{k=1}^K \{P_{(k)} \leq c_k\}\right) \\ &\leq \sum_{k=1}^K \mathbb{P}(P_{(k)} \leq c_k) = \sum_{k=1}^K \mathbb{P}\left(\bigcup_{A \in B_k} \bigcap_{j \in A} \{P_j \leq c_k\}\right). \end{aligned}$$

Applying the Bonferroni inequality for every union and (1) for every intersection, we get

$$\begin{aligned} \mathbb{P}(S_K(\mathbf{P}) \leq \alpha) &\leq \sum_{k=1}^K \sum_{A \in B_k} \mathbb{P}\left(\bigcap_{j \in A} \{P_j \leq c_k\}\right) \\ &\leq \sum_{k=1}^K \sum_{A \in B_k} \prod_{j \in A} \mathbb{P}(P_j \leq c_k) = \sum_{k=1}^K \binom{K}{k} c_k^k. \end{aligned} \quad (23)$$

This shows (18). Note that, for integers $n \geq k$,

$$\binom{n}{k} = \frac{n!}{k!(n-k)!} = \frac{n(n-1)\dots(n-k+1)}{k!} \leq \frac{n^k}{k!}.$$

Stirling's approximation yields

$$\binom{n}{k} \leq \frac{n^k}{k!} \leq \frac{n^k}{\sqrt{2\pi k} k^k e^{-k} e^{1/(12k+1)}} \leq \frac{n^k}{\sqrt{2\pi k} k^k e^{-k}} = \frac{1}{\sqrt{2\pi k}} \left(\frac{en}{k}\right)^k. \quad (24)$$

Applying (24) to each term of (23) except for the first three terms, we get

$$\begin{aligned} & \mathbb{P}(S_K(\mathbf{P}) \leq \alpha) \\ & \leq \alpha + \frac{2(K-1)}{K} \alpha^2 + \frac{9(K-1)(K-2)}{2K^2} \alpha^3 + \sum_{k=4}^K \frac{1}{\sqrt{2\pi k}} \left(\frac{eK}{k}\right)^k \left(\frac{k}{K} \alpha\right)^k \\ & = \alpha + \frac{2(K-1)}{K} \alpha^2 + \frac{9(K-1)(K-2)}{2K^2} \alpha^3 + \sum_{k=4}^K \frac{1}{\sqrt{2\pi k}} (e\alpha)^k. \\ & \leq \alpha + 2\alpha^2 + \frac{9}{2} \alpha^3 + \sum_{k=4}^{\infty} \frac{(e\alpha)^k}{\sqrt{2\pi k}}. \end{aligned} \quad (25)$$

Therefore, by noting that $\sum_{k=4}^{\infty} (e\alpha)^k = (e\alpha)^4 / (1 - e\alpha)$ for $\alpha < 1/e$, (25) implies the inequality (19), and (20) follows from (19) by direct computation.

Since any probability is no larger than 1, an upper bound on the probability in (19) for all $\alpha \in (0, 1)$ is given by the following function

$$\tilde{s}_K(\alpha) := \min \left\{ \alpha + 2\alpha^2 + \frac{9}{2} \alpha^3 + \frac{1}{\sqrt{8\pi}} \frac{(e\alpha)^4}{(1 - e\alpha)_+}, 1 \right\}, \quad (26)$$

where $1/0 = \infty$ (i.e., the upper bound is 1 when $\alpha \geq 1/e$).

By (20), $\tilde{s}_K(\alpha)/\alpha \leq 1.26$ for $\alpha \leq 0.1$, and thus the multiplier to correct for negative dependence is at most 1.26 for relevant values of α . We can also verify $\tilde{s}_K(\alpha)/\alpha \leq 3.4$ for all $\alpha \in (0, 1)$. \square

The values of $\tilde{s}_K(\alpha)$ for common choices of $\alpha \in \{0.01, 0.05, 0.1\}$, as well as the values of α corresponding to $\tilde{s}_K(\alpha) \in \{0.01, 0.05, 0.1\}$, are given in Table 1. As we can see from the table, the simple formula (20) is a quite accurate approximation of (19).

α	0.0098	0.01	0.0454	0.05	0.0830	0.1
$\tilde{s}_K(\alpha)$	0.01	0.0102	0.05	0.0556	0.1	0.1260
$\alpha + 2\alpha^2 + 6\alpha^3$	0.0100	0.0102	0.0501	0.0558	0.1053	0.1260
$\tilde{s}_K(\alpha)/\alpha$	1.020	1.020	1.101	1.112	1.205	1.260

Table 1: Values of the upper bounds in Theorem 2

Remark 4. It is clear from the proof of Theorem 2 that it suffices to require (1) to hold for $p \in [0, \alpha]$ to obtain the upper bound in Theorem 2. That is, we only need weak negative dependence to hold when all components of \mathbf{P} are small than or equal to α .

Remark 5. Consider a general procedure that rejects the null hypothesis if $p_{(k)} \leq t_k(\lambda)$ for some $k \in \mathcal{K}$, where $t_k(\lambda) > 0$ is a threshold that depends on a parameter λ . The Simes test is a special case that corresponds to $t_k(\lambda) = k\lambda$ with $\lambda = \alpha/K$. Such procedures are related to the joint error rate control

of Blanchard et al. [3]. Inspecting the proof of Theorem 2, we note that (23) holds with any choices of $(c_k)_{k \in \mathcal{K}}$, in particular with $c_k = t_k(\lambda)$. Therefore, the argument for (25) yields that, under weak negative dependence, the above procedure has a type-I error rate bounded by

$$u(\lambda) = Kt_1(\lambda) + \frac{K(K-1)}{2} (t_2(\lambda))^2 + \frac{K(K-1)(K-2)}{6} (t_3(\lambda))^3 + \sum_{k=4}^K \frac{1}{\sqrt{2\pi k}} \left(\frac{eK}{k} \right)^k (t_k(\lambda))^k.$$

Choosing λ such that $u(\lambda) \leq \alpha$ (this is possible if e.g., $t_k(\lambda)$ is increasing in λ with $t_k(0) = 0$ for each k) yields a procedure that controls the type-I error at α under weak negative dependence.

The analysis in Remark 5 and (23)–(24) immediately leads to the following result.

Proposition 6. *Fix $k \in \mathcal{K}$. Consider the procedure that rejects the global null if $p_{(k)} \leq t$, where $t > 0$. If $t \leq (\alpha/\eta_k)^{1/k}$ where $\eta_k = \binom{K}{k}$, then the above procedure has type-I error control at α under weak negative dependence. In particular, this holds for $t = (2\pi k)^{1/(2k)} k\alpha^{1/k}/(eK)$, or simply $t = k\alpha^{1/k}/(eK)$.*

Recall that the combination method of Rüger [31] for a fixed $k \in \mathcal{K}$ rejects the null if $p_{(k)} \leq k\alpha/K$ (valid under arbitrary dependence). If $k = 2$, then the procedure in Proposition 6, rejecting when $p_{(2)} \leq (2\alpha)^{1/2}/K$ (valid under weak negative dependence), improves the threshold $2\alpha/K$ when $\alpha \leq 1/2$. For general k , the procedure is always an improvement over the threshold $k\alpha/K$ when $\alpha \leq e^{-2}$.

3.3 Negative Gaussian dependence

Theorem 2 leads to upper bounds on the type-1 error of merging weakly negatively dependent p-values using the Simes test. Below, we discuss the situation of Gaussian-dependent p-values and e-values.

For a $K \times K$ correlation matrix Σ , denote by \mathcal{G}_Σ the set of all Gaussian-dependent random vectors with Gaussian correlation Σ . If, $\mathbf{X} \in \mathcal{G}_\Sigma$ has standard uniform marginals, then its distribution is called a Gaussian copula (see Nelsen [26] for copulas).

The following lemma gives a characterization of a few negative dependence concepts for Gaussian-dependent vectors.

Lemma 7. *For Gaussian-dependent $\mathbf{X} \in \mathcal{G}_\Sigma$ with continuous marginals, the following are equivalent:*

- (I) *all off-diagonal entries of Σ are non-positive;*
- (II) *\mathbf{X} is negatively associated;*
- (III) *\mathbf{X} is negative regression dependent;*
- (IV) *\mathbf{X} is negative orthant dependent;*
- (V) *\mathbf{X} is negative lower orthant dependent;*
- (VI) *\mathbf{X} is weakly negatively dependent.*

The implications (i) \Rightarrow (ii) \Leftrightarrow (iii) \Leftrightarrow (iv) \Leftrightarrow (v) \Leftrightarrow (vi) in Lemma 7 hold true regardless of whether \mathbf{X} has continuous marginals, but (vi) \Rightarrow (i) requires this assumption; a counterexample is $\mathbf{X} = (0, \dots, 0)$.

Proof. Since all statements are invariant under strictly increasing transforms, we can safely treat \mathbf{X} as having standard Gaussian marginals (and hence jointly Gaussian). For Gaussian vectors, the implication (i) \Rightarrow (ii) is shown by Joag-Dev and Proschan [18], and (i) \Rightarrow (iii) is shown by Block et al. [5]. The implications (ii) \Rightarrow (iv) \Rightarrow (v) \Rightarrow (vi) can be checked by definition; see the diagram in the beginning of Section 2. To see that (vi) implies (i), suppose that an off-diagonal entry σ_{ij} of Σ is positive (for contradiction). This implies $\mathbb{P}(\{X_i \leq 0\} \cap \{X_j \leq 0\}) > 1/4 = \mathbb{P}(X_i \leq 0)\mathbb{P}(X_j \leq 0)$ by direct computation, which violates weak negative dependence. \square

Suppose that $\mathbf{X} = (X_1, \dots, X_K)$ is negatively Gaussian dependent. If a vector of p-values \mathbf{P} is obtained via $\mathbf{P} = (f_1(X_1), \dots, f_K(X_K))$ for some decreasing functions (or increasing functions) f_1, \dots, f_K , then \mathbf{P} is also negatively Gaussian dependent; the same applies to a vector of e-values.

A vector of p-values $\mathbf{P} \in \mathcal{G}_\Sigma \cap \mathcal{U}^K$ is PRD if and only if all entries of Σ are non-negative (Benjamini and Yekutieli [2]); it is weakly negatively dependent if and only if all entries of Σ are non-positive (Lemma 7). In the above two cases, the type-1 error of the Simes test applied to \mathbf{P} is controlled by Proposition 1 and Theorem 2. For the intermediate case where some entries of Σ are positive and some are negative, the type-1 error is much more complicated, and we only have an asymptotic result. In the result below, (i) and (iii) are known or follow from existing results, but we briefly explain their proof.

Theorem 8. *For Gaussian-dependent $\mathbf{P} \in \mathcal{G}_\Sigma \cap \mathcal{U}^K$, the following statements hold.*

(I) *If all off-diagonal entries of Σ are non-negative, then*

$$\mathbb{P}(S_K(\mathbf{P}) \leq \alpha) \leq \alpha \quad \text{for all } \alpha \in (0, 1)$$

(II) *If all off-diagonal entries of Σ are non-positive, then*

$$\mathbb{P}(S_K(\mathbf{P}) \leq \alpha) \leq \alpha + 2\alpha^2 + 6\alpha^3 \quad \text{for } \alpha \in (0, 0.1].$$

(III) *It always holds that*

$$\lim_{\alpha \downarrow 0} \frac{1}{\alpha} \mathbb{P}(S_K(\mathbf{P}) \leq \alpha) \leq 1.$$

The first statement above is well known [2], but the other two are new.

Proof. For completeness, we point out that statement (i) follows from Proposition 1 and the fact that a Gaussian vector with non-negative pair-wise correlations are PRD. Statement (ii) follows from (20) and Lemma 7. To show statement (iii), define the harmonic average function $M_{-1,K} : (p_1, \dots, p_K) \mapsto ((p_1^{-1} + \dots + p_K^{-1})/K)^{-1}$. Theorem 2 (ii) of Chen et al. [7] implies $\mathbb{P}(M_{-1,K}(\mathbf{P}) \leq \alpha)/\alpha \rightarrow 1$, and Theorem 3 of Chen et al. [7] gives $M_{-1,K} \leq S_K$. Combining these two statements, we get $\mathbb{P}(S_K(\mathbf{P}) \leq \alpha) \leq \mathbb{P}(M_{-1,K}(\mathbf{P}) \leq \alpha) = \alpha + o(\alpha)$, thus showing statement (iii). \square

Theorem 8 implies, in particular, that the Simes inequality (13) *almost* holds for all Gaussian-dependent vectors of p-values and α small enough. It remains an open question to find a useful upper bound for $\mathbb{P}(S_K(\mathbf{P}) \leq \alpha)$ over all Gaussian-dependent $\mathbf{P} \in \mathcal{U}^K$ for practical values of α such as 0.05 or 0.1. A simple conjecture is that (20) or a similar inequality holds for all Gaussian-dependent $\mathbf{P} \in \mathcal{U}^K$, but a proof seems to be beyond our current techniques. The behaviour of type-I error with varying correlation in the Gaussian setting has been discussed in, for e.g., Cui et al. [9, Chapter 3].

Remark 9. Part (iii) of Theorem 8 holds true under the condition that each pair of components of \mathbf{P} has a bivariate Gaussian dependence, which is weaker than Gaussian dependence of \mathbf{P} . The claim follows because this condition is sufficient for Theorem 2 (ii) of Chen et al. [7].

Remark 10. Since the probability $\mathbb{P}(S_K(\mathbf{P}) \leq \alpha)$ is linear in (distributional) mixtures, the result in Theorem 8 (i) also applies to \mathbf{P} being a mixture of positively Gaussian-dependent vectors of p-values. Similarly, (ii) applies to mixtures of negatively Gaussian-dependent vectors of p-values, and (iii) applies to mixtures of any Gaussian-dependent ones.

Remark 11. For multivariate Gaussian random vector (Y_1, \dots, Y_n) with standard Gaussian marginals, the vector of the absolute values $(|Y_1|, \dots, |Y_K|)$ is generally not Gaussian-dependent, and hence Theorem 8 does not apply to the p-values (P_1, \dots, P_K) computed from $(|Y_1|, \dots, |Y_K|)$ through $P_k = 2\Phi(-|Y_k|)$, $k \in \mathcal{K}$. These p-values correspond to two-sided tests for the Gaussian distributions. A well-known conjecture is that these p-values satisfy the Simes inequality (13); see e.g., Finner et al. [11, Section 7] for a numerical experiment, and also Remark 20 for a similar conjecture in the context of FDR control.

3.4 Weighted merging of p-values

Let $\mathbf{w} = (w_1, \dots, w_K) \in \mathbb{R}_+^n$ denote prior weights on the p-values, where $w_1 + \dots + w_K = K$; the simplex of such vectors is denoted by Δ_K . These may themselves be obtained by e-values from independent experiments; see Ignatiadis et al. [17], where the requirement that they add up to K may be dropped (but the terms α^2 and α^3 will need some correction). The weighted Simes function is

$$S_K^{\mathbf{w}}(p_1, \dots, p_K) = \bigwedge_{k=1}^K \frac{K}{k} q_{(k)},$$

where $q_k = p_k/w_k$ for $k \in \mathcal{K}$ and $q_{(1)} \leq \dots \leq q_{(K)}$ are the order statistics of q_1, \dots, q_K . Clearly, if $w_1 = \dots = w_K = 1$, then $S_K^{\mathbf{w}} = S_K$.

Proposition 12. *For weakly negatively dependent p-values and any $\mathbf{w} \in \Delta_K$, the bounds in Theorem 2 hold with $S_K^{\mathbf{w}}$ in place of S_K .*

Proof. It suffices to show that

$$\mathbb{P}(S_K^{\mathbf{w}}(\mathbf{P}) \leq \alpha) \leq \sum_{k=1}^K \binom{K}{k} c_k^k$$

holds, and the remaining steps follow as in the proof of Theorem 2. Using (23) with P_1, \dots, P_K replaced by $P_1/w_1, \dots, P_K/w_K$, we only need to check the inequality in

$$\sum_{A \in B_k} \prod_{j \in A} \mathbb{P}(P_j \leq w_j c_k) = \sum_{A \in B_k} \prod_{j \in A} (w_j c_k) \leq \binom{K}{k} c_k^k,$$

which holds if

$$\sum_{A \in B_k} \prod_{j \in A} w_j \leq \binom{K}{k}. \quad (27)$$

Below we show (27). Let W_1, \dots, W_k be random samples from w_1, \dots, w_K without replacement. By definition, we have $\mathbb{E}[W_1] = \dots = \mathbb{E}[W_k] = 1$ and

$$\frac{1}{\binom{K}{k}} \sum_{A \in B_k} \prod_{j \in A} w_j = \mathbb{E} \left[\prod_{i=1}^k W_i \right].$$

Since W_1, \dots, W_k are negatively associated (see Section 3.2 of Joag-Dev and Proschan [18]), we have

$$\mathbb{E} \left[\prod_{i=1}^k W_i \right] \leq \prod_{i=1}^k \mathbb{E}[W_i] = 1,$$

and hence (27) holds. This is sufficient to obtain the bounds in Theorem 2. \square

3.5 Iterated applications of negative dependence

A natural question is the following: if \mathbf{P} is negatively dependent, and A, B are two non-overlapping subsets of size K_1, K_2 , then is it the case that $S_{K_1}(\mathbf{P}_A)$ and $S_{K_2}(\mathbf{P}_B)$ are also negatively dependent? (In what follows, we suppress the subscripts K_1 and K_2 for readability.) We cannot settle this question for all definitions of negative dependence, but we can prove the following.

Proposition 13. *If \mathbf{P} is negatively associated, and $\{A_k\}_{k=1, \dots, \ell}$ are non-overlapping subsets of \mathcal{K} , then $(S(\mathbf{P}_{A_1}), \dots, S(\mathbf{P}_{A_\ell}))$ is negative orthant dependent. The same result holds for any monotone p-value combination rule (such as Fisher's, Stouffer's or Bonferroni, median, average, etc.).*

Proof. Recall the implication of negative association (9). For arbitrary constants $s_1, \dots, s_\ell \geq 0$, choose the coordinatewise increasing nonnegative functions ϕ_k as $\mathbb{1}_{\{S(\mathbf{P}_{A_k}) > s_k\}}$ to yield

$$\mathbb{P}(S(\mathbf{P}_{A_1}) > s_1, \dots, S(\mathbf{P}_{A_\ell}) > s_\ell) \leq \prod_{k=1}^{\ell} \mathbb{P}(S(\mathbf{P}_{A_k}) > s_k),$$

and this shows negative upper orthant dependence of $(S(\mathbf{P}_{A_1}), \dots, S(\mathbf{P}_{A_\ell}))$. To obtain negative lower orthant dependence, it suffices to note that (7) holds for componentwise decreasing f, g , and thus (9) also holds for non-negative componentwise decreasing functions ϕ_k chosen as $\mathbb{1}_{\{S(\mathbf{P}_{A_k}) \leq s_k\}}$. \square

The above proposition proves useful in group-level FDR control, as we shall see later. For now, we describe an implication for global null testing with grouped hypotheses in the following corollary.

Corollary 14. *If \mathbf{P} is negatively associated, and A_1, \dots, A_ℓ are non-overlapping subsets of \mathcal{K} , then*

$$\mathbb{P}\left(S(S(\mathbf{P}_{A_1}), \dots, S(\mathbf{P}_{A_\ell})) \leq \alpha\right) \leq 1.52\alpha \quad \text{for all } \alpha \in [0, 0.083],$$

and also

$$\mathbb{P}\left(S(S(\mathbf{P}_{A_1}), \dots, S(\mathbf{P}_{A_\ell})) \leq \alpha\right) \leq (3.4 \wedge \ell_K)^2 \alpha \quad \text{for all } \alpha \in [0, 1],$$

meaning that $(3.4 \wedge \ell_K)^2 S(S(\mathbf{P}_{A_1}), \dots, S(\mathbf{P}_{A_\ell}))$ is a valid p-value.

In the first inequality in Corollary 14, the values 0.083 and 1.52 are computed from Table 1 by applying (21) twice. The second inequality is due to the fact that $3.4S(\mathbf{P})$ is a p-value by Theorem 2 under weak negative dependence.

In contrast to Corollary 14, if \mathbf{P} is positively regression dependent (PRD), then

$$\mathbb{P}\left(S(S(\mathbf{P}_{A_1}), \dots, S(\mathbf{P}_{A_\ell})) \leq \alpha\right) \leq \alpha.$$

This inequality was proved by Ramdas et al. [28, Lemma 2(d)]. Surprisingly, it holds despite the fact that $S(\mathbf{P}_{A_1}), \dots, S(\mathbf{P}_{A_\ell})$ are not known to themselves be PRD (even though \mathbf{P} is); in fact, the claim under PRD even holds for overlapping groups. It is likely that under certain types of mixed dependence (such as positive dependence within groups but negative dependence across groups, or vice versa), intermediate bounds can be derived.

4 Merging negatively dependent e-values

E-values (Vovk and Wang [45]) are an alternative to p-values as a measure of evidence and significance. We make a brief but important observation on negatively associated e-values. An e-variable (also called an e-value, with slight abuse of terminology) for testing a hypothesis H is a random variable $E \geq 0$ with $\mathbb{E}^Q[E] \leq 1$ for each probability measure $Q \in H$. Further, recall that an e-value may be obtained by *calibration* from a p-value P , i.e., $E = \phi(P)$ for some *calibrator* ϕ , which is a nonnegative decreasing function ϕ satisfying $\int_0^1 \phi(t) dt \leq 1$ (typically with an equal sign); see Shafer et al. [36] and Vovk and Wang [45].

Theorem 15. *If e-values E_1, \dots, E_K are negatively upper orthant dependent, then $\prod_{i=1}^k E_i$ is also an e-value for each $k \in \mathcal{K}$. More generally, $E(\boldsymbol{\lambda}) := \prod_{i=1}^K (1 - \lambda_i + \lambda_i E_i)$ is an e-value for any constant vector $\boldsymbol{\lambda} := (\lambda_1, \dots, \lambda_K) \in [0, 1]^K$. In particular, if the e-values are obtained by calibrating negative lower orthant dependent p-values, then they are negatively upper orthant dependent.*

The above proposition is recorded for ease of reference, but its proof is simply a direct consequence of (6). The condition of negative upper orthant dependence in Theorem 15 is weaker than negative orthant dependence or negative association. Thus if \mathbf{P} is Gaussian dependent, and all off-diagonal entries of Σ are non-positive, then $E := \prod_{k=1}^K \phi_k(P_k)$ is an e-value for any calibrators ϕ_1, \dots, ϕ_K .

Products are not the only way to combine negatively dependent e-values. The next proposition lays out certain admissible combinations.

Corollary 16. For negatively upper orthant dependent e-values E_1, \dots, E_K , convex combinations of

$$\prod_{k \in A} E_k, \text{ where } A \subseteq \mathcal{K},$$

are also valid e-values (here the product is 1 if $A = \emptyset$). This family includes U-statistics of E_1, \dots, E_K . Further, such convex combinations, treated as functions from $[0, \infty)^K \rightarrow [0, \infty)$, are admissible merging functions for negative orthant dependent e-values.

The validity follows because averages of arbitrarily dependent e-values are always e-values. The admissibility follows because these merging functions are admissible within the larger class of merging functions for independent e-values (see Vovk and Wang [45]).

For independent e-values, Vovk and Wang [44] observed from simulations that the U-statistic

$$U_2 := \frac{2}{K(K-1)} \sum_{1 \leq k < j \leq K} E_k E_j \quad (28)$$

performs quite well in some numerical experiments. Similarly,

$$U_3 := \frac{6}{K(K-1)(K-2)} \sum_{1 \leq k < j < \ell \leq K} E_k E_j E_\ell \quad (29)$$

can be useful in different situations. Since U_2 and U_3 are both valid e-values under negative upper orthant dependence, we will use these e-values in our simulation examples below.

Note that the Simes combination for e-values, given by

$$S_K(e_1, \dots, e_K) = \bigvee_{k=1}^K \frac{k}{K} e_{[k]}, \text{ where } e_{[k]} \text{ is the } k\text{-th largest order statistic of } e_1, \dots, e_K,$$

does result in a valid e-value under arbitrary dependence, but it is uninteresting because it is dominated by the average of the e-values, which is also valid under arbitrary dependence as mentioned above. Thus we only discuss Simes in the context of p-values in this paper.

We end this subsection by presenting an important corollary of Theorem 15 that pertains to the construction of particular e-values that are commonly encountered in nonparametric concentration inequalities. To set things up, following Boucheron et al. [6], we call a mean-zero random variable X as v -sub- ψ , if the following condition holds: for every $\lambda \in \text{Domain}(\psi)$, $\mathbb{E}[e^{\lambda X}] \leq e^{\psi(\lambda)v}$, which is simply a bound on its moment generating function. If X is not mean zero, then it is called v -sub- ψ if the aforementioned condition is satisfied by $X - \mathbb{E}[X]$. In particular, if $\psi(\lambda) = \lambda^2/2$, then X is called v -subGaussian. In what follows, we use n instead K for the number of random variables involved, as n here often corresponds to the number of observations instead of the number of tests.

Corollary 17 (Chernoff e-variables). Suppose X_1, \dots, X_n are negatively associated, and that each X_i is v_i -sub- ψ_i . Then, denoting by $\mu_i := \mathbb{E}[X_i]$, we have that $\exp(\sum_{i=1}^n \lambda_i (X_i - \mu_i) - \sum_{i=1}^n \psi_i(\lambda_i) v_i)$ is an e-value for any positive constants $\lambda_1, \dots, \lambda_n$ in the domains of ψ_1, \dots, ψ_n , respectively.

If the sub- ψ condition holds only for some subset $\Lambda \subseteq \text{Domain}(\psi)$, then so does the final conclusion. The proof follows directly by invoking Corollary 16 with the e-values $E_i := \exp(\lambda_i (X_i - \mu) - \psi_i(\lambda_i) v_i)$.

Such e-values appeared centrally in the unified framework for deriving Chernoff bounds in Howard et al. [15], and thus we call them Chernoff e-values. As a particular example, assume that for all i , we have $\mu_i = \mu$, $v_i = v$ and $\psi_i(\lambda) = \lambda^2/2$, and we also choose $\lambda_i = \lambda$. Denoting $\hat{\mu}_n := \sum_{i=1}^n X_i/n$, we obtain that $\exp(n\lambda(\hat{\mu}_n - \mu) - nv\lambda^2/2)$ is an e-value. Applying Markov's inequality, we see that

$$\mathbb{P}\left(\hat{\mu}_n - \mu > \frac{\log(1/\alpha)}{n\lambda} + v\lambda/2\right) \leq \alpha.$$

Choosing $\lambda = \sqrt{2\log(1/\alpha)/(nv)}$, we get ‘‘Hoeffding’s inequality’’ for averages of subGaussian random variables: $\mathbb{P}(\hat{\mu}_n - \mu > \sqrt{2v\log(1/\alpha)/n}) \leq \alpha$, which is known to hold under negative association.

Other examples of this type can be derived; see for instance Example 2 in Appendix A.1 and Howard et al. [15, Fact 1 and Lemma 3].

5 False discovery rate control

5.1 The BH procedure

In this section, we present an implication of our results in controlling the FDR. We will obtain an FDR upper bound that may not be very practical. Nevertheless, it is the first result we are aware of that controls FDR under negative dependence (without the Benjamini-Yekutieli corrections of $\approx \log K$ [2]), and hence it represents an important first step that we hope open the door to future work with tighter bounds.

Let H_1, \dots, H_K be K hypotheses. For each $k \in \mathcal{K}$, H_k is called a true null if $\mathbb{P} \in H_k$. Let $\mathcal{N} \subseteq \mathcal{K}$ be the set of indices of true nulls, which is unknown to the decision maker, and K_0 be the number of true nulls, thus the cardinality of \mathcal{N} . For each $k \in \mathcal{K}$, H_k is associated with p-value p_k , which is a realization of a random variable P_k . If $k \in \mathcal{N}$, then P_k is a p-variable, assumed to be uniform under $[0, 1]$. We write the set of such \mathbf{P} as $\mathcal{U}_{\mathcal{N}}^K$. We do not make any distribution assumption on P_k for $k \in \mathcal{K} \setminus \mathcal{N}$.

A random vector \mathbf{P} of p-values is *PRD on the subset \mathcal{N}* (PRDS) if for any null index $k \in \mathcal{N}$ and increasing set $A \subseteq \mathbb{R}^K$, the function $x \mapsto \mathbb{P}(\mathbf{P} \in A \mid P_k \leq x)$ is increasing on $[0, 1]$. If $\mathcal{N} = \mathcal{K}$, i.e., all hypotheses are null, then PRDS is precisely PRD. For a Gaussian-dependent random vector \mathbf{P} with Gaussian correlation matrix Σ , it is PRDS if and only if $\Sigma_{ij} \geq 0$ for all $i \in \mathcal{N}$ and $j \in \mathcal{K}$.

A testing procedure $\mathcal{D} : [0, 1]^K \rightarrow 2^{\mathcal{K}}$ reports rejected hypotheses (called discoveries) based on observed p-values. We write $F_{\mathcal{D}}$ as the number of null cases that are rejected (i.e., false discoveries), and $R_{\mathcal{D}}$ as the total number of discoveries truncated below by 1, that is,

$$F_{\mathcal{D}} = |\mathcal{D}(\mathbf{P}) \cap \mathcal{N}| \quad \text{and} \quad R_{\mathcal{D}} = |\mathcal{D}(\mathbf{P})| \vee 1.$$

The value of interest is $F_{\mathcal{D}}/R_{\mathcal{D}}$, called the false discovery proportion (FDP), which is the ratio of the number of false discoveries to that of all claimed discoveries, with the convention $0/0 = 0$ (i.e., FDP is 0 if there is no discovery; this is the reason of truncating $R_{\mathcal{D}}$ by 1). Benjamini and Hochberg [1] introduced the FDR, which is the expected value of FDP, that is,

$$\text{FDR}_{\mathcal{D}} = \mathbb{E} \left[\frac{F_{\mathcal{D}}}{R_{\mathcal{D}}} \right],$$

where the expected value is taken under the true probability. The *BH procedure* \mathcal{D}_{α} of Benjamini and Hochberg [1] rejects all hypotheses with the smallest k^* p-values, where

$$k^* = \max \left\{ k \in \mathcal{K} : \frac{K p_{(k)}}{k} \leq \alpha \right\},$$

with the convention $\max(\emptyset) = 0$, and accepts the rest. For independent (Benjamini and Hochberg [1]) or PRDS (Benjamini and Yekutieli [2]) p-values, the BH procedure has an FDR guarantee

$$\mathbb{E} \left[\frac{F_{\mathcal{D}_{\alpha}}}{R_{\mathcal{D}_{\alpha}}} \right] \leq \frac{K_0}{K} \alpha \quad \text{for all } \alpha \in (0, 1). \quad (30)$$

Proposition 18 (Benjamini and Yekutieli [2]). *If the vector of p-values \mathbf{P} is PRDS, then (30) holds. For arbitrarily dependent p-values, the error bound in (30) is multiplied by ℓ_K , similar to (16).*

As a consequence of Proposition 18, for Gaussian-dependent \mathbf{P} , (30) holds when the correlations are non-negative. In the setting that all hypotheses are true nulls, i.e., $K_0 = K$, it holds that

$$\mathbb{E} \left[\frac{F_{\mathcal{D}_{\alpha}}}{R_{\mathcal{D}_{\alpha}}} \right] = \mathbb{P}(|\mathcal{D}_{\alpha}(\mathbf{P})| > 0) = \mathbb{P} \left(\bigcup_{k \in \mathcal{K}} \left\{ \frac{K P_{(k)}}{k} \leq \alpha \right\} \right) = \mathbb{P}(S_K(\mathbf{P}) \leq \alpha).$$

Hence, in this setting, the FDR is equal to $\mathbb{P}(S_K(\mathbf{P}) \leq \alpha)$, and (30) becomes (13). If P_1, \dots, P_K are independent, and the null p-values are uniform on $[0, 1]$, then (30) holds as an equality, similar to (14).

5.2 FDR control under negative dependence

We provide an upper bound on the FDR of the BH procedure for weakly negatively dependent p-values, that shows that the error inflation factor is independent of K (unlike Proposition 18). The proof is based on some interesting results in a preprint by Su [41].

Theorem 19. *If the null p-values are weakly negatively dependent (and allowing for arbitrary dependence between nulls and non-nulls), then the BH procedure at level α has FDR at most*

$$\phi(\alpha, K) := \alpha((-\log \alpha + 3.18) \wedge \ell_K).$$

The bound is asymptotically tight in the following sense: Fix $\epsilon \in (0, 1)$. For all $\alpha > 0$ small enough (depending on ϵ) and K large enough (depending on α and ϵ), there exist iid uniform null p-values and some non-null p-values such that the BH procedure has an FDR at least $(1 - \epsilon)\phi(\alpha, K)$.

Technically, the above bound can be improved to $\alpha((-\log \alpha + 3.18) \wedge \ell_K \frac{K_0}{K})$, but since K_0 is unobservable, we omit it above for simplicity. The ℓ_K multiplier is slightly tighter for small K and α , but obviously the overall bound still does not grow with K .

Proof. The $\ell_K \alpha$ bound holds by Proposition 18, so we ignore it. Theorem 1 of Su [41] yields

$$\text{FDR}_{\mathcal{D}_\alpha} \leq \alpha + \alpha \int_\alpha^1 \frac{\text{FDR}_0(x)}{x^2} dx, \quad (31)$$

where $\text{FDR}_0(x)$ is the FDR of the BH procedure applied to only the null p-values at level x . We will apply the upper bound on $\text{FDR}_0(x)$ obtained from Theorem 2. We assume $\alpha \leq 0.3$, because there is nothing to show for the case $\alpha > 0.3$ in which the claimed FDR upper bound is larger than 1. Let $\alpha_0 = 0.3$, which is chosen to be close to $1/e$. Note that

$$\begin{aligned} \int_\alpha^{\alpha_0} \frac{1}{x^2} \sum_{k=4}^{\infty} \frac{(ex)^k}{\sqrt{2\pi k}} dx &= \int_\alpha^{\alpha_0} \sum_{k=4}^{\infty} \frac{1}{\sqrt{2\pi k}} e^k x^{k-2} dx \\ &= \sum_{k=4}^{\infty} \frac{1}{k-1} \frac{1}{\sqrt{2\pi k}} e^k x^{k-1} \Big|_\alpha^{\alpha_0} \leq \sum_{k=4}^{\infty} \frac{1}{k-1} \frac{1}{\sqrt{2\pi k}} e^k x^{k-1} \Big|_0^{\alpha_0} \approx 0.2473. \end{aligned}$$

By applying (25) to (31), and using the above upper bound, we get

$$\begin{aligned} \text{FDR}_{\mathcal{D}_\alpha} &\leq \alpha + \alpha \int_\alpha^1 \frac{1}{x^2} \min \left\{ \left(x + 2x^2 + \frac{9}{2}x^3 + \sum_{k=4}^{\infty} \frac{(ex)^k}{\sqrt{2\pi k}} \right), 1 \right\} dx \\ &\leq \alpha + \alpha \left(\int_\alpha^{\alpha_0} \frac{1}{x^2} \left(x + 2x^2 + \frac{9}{2}x^3 + \sum_{k=4}^{\infty} \frac{(ex)^k}{\sqrt{2\pi k}} \right) dx + \int_{\alpha_0}^1 \frac{1}{x^2} dx \right) \\ &\leq \alpha + \alpha \left(\int_\alpha^{\alpha_0} \frac{1}{x} dx + \int_0^{\alpha_0} \left(2 + \frac{9}{2}x \right) dx + 0.2474 + \int_{\alpha_0}^1 \frac{1}{x^2} dx \right) \\ &\leq \alpha + \alpha (\log \alpha_0 - \log \alpha + 1.05 + (1/\alpha_0 - 1)) \leq \alpha (-\log \alpha + 3.1792), \end{aligned}$$

and this gives the stated upper bound.

Next, we show sharpness. If the null p-values are iid uniform on $[0, 1]$ (but allowing for arbitrary dependence between nulls and non-nulls), Theorem 3 of Su [41] gives an upper bound

$$\text{FDR}_{\mathcal{D}_\alpha} \leq \alpha(-\log \alpha + 1).$$

A closer examination of the proof of Theorem 4 of Su [41] shows that the FDR in this case (that is, with iid uniform nulls) can be at least $(1 - \epsilon)\alpha(-\log \alpha + 1)$ for α small enough and K large enough. Therefore, it suffices to notice that our bound $\phi(\alpha, K) = \alpha((-\log \alpha + 3.18) \wedge \ell_K)$ and Su [41]'s bound $\alpha(-\log \alpha + 1)$ are asymptotically equivalent for α sufficiently small and K sufficiently large. \square

Although the sharpness statement in Theorem 19 implies that the bound there cannot be improved essentially, it is unclear whether the bound can be improved if we further assume that all p-values (nulls and non-nulls) are negatively dependent. We leave this as an open question.

Note that for $K = 2$, the Simes error bound was $\alpha + \alpha^2$, and so (31) gives $\text{FDR}_{\mathcal{D}_\alpha} \leq \alpha(2 - \alpha - \log \alpha)$. For $\alpha \leq 1/2$, this bound is weaker than that of Benjamini and Yekutieli [2], which gives 1.5α .

The FDR upper bound in Theorem 19 (ignoring the ℓ_K term) for some α are given in Table 2.

α	0.00603	0.01	0.01334	0.05	0.1
FDR	0.05	0.07784	0.1	0.3087	0.54812
FDR/ α	8.292	7.784	7.502	6.175	5.482

Table 2: Values of the FDR upper bounds in Theorem 19.

As seen from Table 2, the upper bound produced by Theorem 19 can be quite conservative in practice, although it is better than the ℓ_K correction of Benjamini and Yekutieli [2] for large K .

A remaining open question is to find a better FDR bound with stronger conditions of negative dependence. On the other hand, the e-BH procedure (Wang and Ramdas [47]) controls FDR for arbitrarily dependent e-values, which we will compare with in our simulation results.

Remark 20 (Two-sided Gaussian BH conjecture). Consider the two-sided Gaussian p-values in Remark 11, i.e., $P_k = 2\Phi(-|Y_k|)$ for $k \in \mathcal{K}$ where (Y_1, \dots, Y_K) is multivariate Gaussian with standard Gaussian marginals and an arbitrary correlation matrix. A folklore conjecture is that for such p-values, the BH procedure at level α controls FDR at α . See Roux [30, Chapter 4] for a discussion. This conjecture holds true in the case of $K = 2$, as analyzed by Reiner-Benaim [29].

5.3 Group-level FDR control

Sometimes, data are available at a higher resolution (say single nucleotide polymorphisms along the genome, or voxels in the brain), but we wish to make discoveries at a lower resolution (say at the gene level, or higher level regions of interest in the brain). This leads to the question of group-level FDR control [28]. The K hypotheses are divided into G groups. We have p-values for the K individual hypotheses, but wish to discover groups that have some signal without discovering too many null groups (a group is null if all its hypotheses are null, and it is non-null otherwise). In other words, we wish to control the group-level FDR with hypothesis-level p-values.

A natural algorithm for this is to combine the p-values within each group using, say, the Simes combination, and then apply the BH procedure to these group-level “p-values”. We use “p-values” in quotations because while the Simes combination does lead to a p-value under positive dependence (PRDS), as we have seen it only leads to an approximate p-value if the p-values are negatively dependent. Let us call this the Simes+BH $_\alpha$ procedure; to clarify, it applies the BH procedure at level α to the group-level Simes “p-values” formed by applying the Simes combination to the p-values within each group, without any corrections. Then we have the following result.

Proposition 21. *If the p-values are negatively associated, the Simes+BH $_\alpha$ procedure controls the group-level FDR at level $3.4\alpha(-\log(3.4\alpha) + 3.18)$.*

Proof. By Corollary 3, for negatively associated p-values \mathbf{P} , their Simes combination $S_K(\mathbf{P})$ multiplied by 3.4 is a p-value. Moreover, the p-values resulting from applying the Simes combination to each group are negative orthant dependent by Proposition 13. Running the BH $_\alpha$ procedure on these p-values is equivalent to running the BH $_{3.4\alpha}$ procedure on the ones corrected by multiplying 3.4. Then, the FDR control follows from Theorem 19. \square

In contrast to Proposition 21, if the p-values are PRDS, the Simes+BH $_\alpha$ procedure controls the group-level FDR at level α ; this follows as a direct consequence of results in Ramdas et al. [28]. As earlier in

the paper, both instances of 3.4 in Proposition 21 can be replaced by $3.4 \wedge \ell_K$, which is tighter for small K , but it has been omitted for clarity.

The FDR bound in Proposition 21, due to repeatedly applying bounds under negative dependence, may be quite conservative in practice. Nevertheless, it is the first result on the group-level FDR control under negative association which does not have an exploding penalty term (compared to the classic BH procedure) as $K \rightarrow \infty$, similarly to the case of Theorem 19. Future studies may improve this bound.

As a different grouped setting to consider, suppose we want to control the FDR at the level of the individual hypotheses, but the p-values happen to be divided into G groups such that they are independent across groups and negatively dependent within each group. Then at least two options exist. One option is to apply the BH procedure to all hypotheses at once (correcting for negative dependence). Another option is to divide the p-values into K/G independent sets (each containing at most one hypothesis from each group), and apply the BH procedure at level $\alpha G/K$ separately to each set, and simply take the union of all discoveries made. It is likely that neither method uniformly dominates the other, and their relative performance will depend on G, K and the type of dependence.

6 Simulations

We now apply our results in Theorems 2, 15 and 19 to global testing or multiple testing problems, and illustrate them by means of several simulation experiments.

The test statistics X_k , $k \in \mathcal{K}$ are generated from correlated z-tests, and they are jointly Gaussian. The null hypotheses are $N(0, 1)$ and the alternatives are $N(\delta, 1)$, where $\delta \geq 0$. Among the K test statistics, K_0 of them are drawn from the null hypothesis and $K - K_0$ of them are from the alternative hypothesis. Let $\pi_0 = K_0/K$ be the proportion of true null hypotheses.

We compute the p-values $P(x) := 1 - \Phi(x)$, for $x \in \{X_k : k \in \mathcal{K}\}$; which are based on the most powerful test (Neyman–Pearson lemma). To compute e-values, we first compute the likelihood ratio:

$$L_\delta(x) := \frac{\exp(-(x - \delta)^2/2)}{\exp(-x^2/2)} = \exp(\delta x - \delta^2/2)$$

of the alternative to the null density (which are obviously unit mean under the null, and hence e-values). Since δ may not be known to the tester, we take an average of $L_\delta(x)$ with respect to δ on $[a, b]$, that is,

$$E(x) := \frac{1}{b - a} \int_a^b L_\delta(x) d\delta = \sqrt{2\pi} \exp(x^2/2) (\Phi(x - a) - \Phi(x - b)). \quad (32)$$

Since mixtures of e-values are also e-values, the above is also an e-value. Note that the validity of the p-values and e-values defined above only depends on the null hypothesis but not on the alternative hypothesis (but the power depends on reasonably accurate specification of the alternative). As mentioned before, if (X_1, \dots, X_K) is negatively Gaussian dependent, then the p-values, as componentwise increasing transforms of (X_1, \dots, X_K) , are negatively Gaussian dependent. Similarly, the e-values, as componentwise decreasing transforms of (X_1, \dots, X_K) , are also negatively Gaussian dependent.

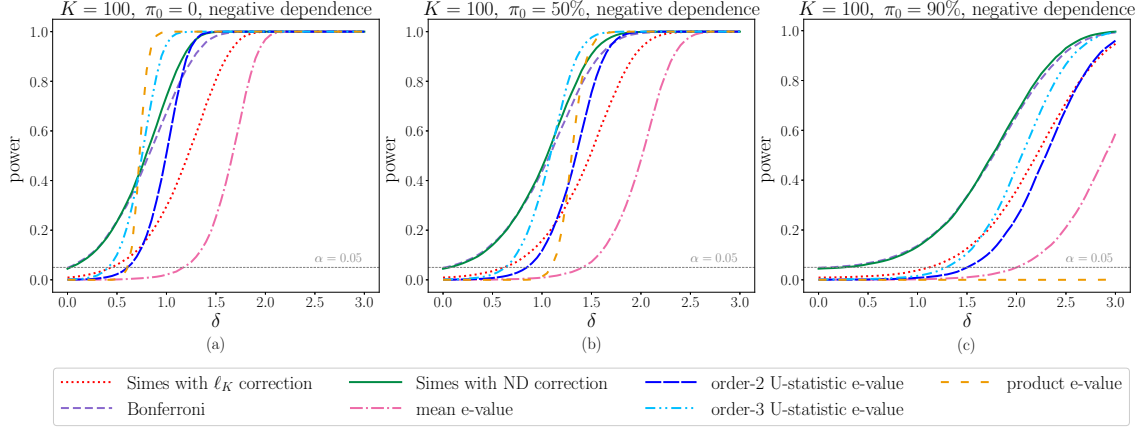
6.1 Testing a global null

We first run simulations to test a global null with various methods combining p-values or e-values. We are mainly interested in the methods in this paper under negative dependence, and we will also look at their performance under positive dependence for a comparison. That is, we consider the following settings, and each simulation will be repeated 10,000 times and we report their average.

1. Negative Gaussian dependence: Set the pairwise correlation of (X_1, \dots, X_K) to be uniformly chosen between $[-1/(K - 1), 0]$ in each simulation.¹ For this setting, we provide a few different scenarios

¹Effectively, we are simulating from mixtures of negatively Gaussian-dependent p-values; see Remark 10. Recall that $-1/(K - 1)$ is the smallest possible value for the pairwise correlation coefficients of an exchangeable random vector.

Figure 2: Global null testing (negative Gaussian dependence). All three subplots show power against δ . The left endpoint of $\delta = 0$ actually represents the achieved type I error, which appears to be controlled at the nominal level $\alpha = 0.05$ for all methods. The key observations are in the text.



of (K, π_0) : we take $\pi_0 \in \{0, 50\%, 90\%\}$, corresponding to full signal, rich signal, and sparse signal, and fix $K = 100$ in the main text. Additional simulation results for $K \in \{10, 1000\}$, corresponding to a smaller pool and a larger pool of hypotheses, are provided in Appendix.

2. Positive Gaussian dependence: Set the pairwise correlation of (X_1, \dots, X_K) to be uniformly chosen between $[0, 1]$ in each experiment. For this setting, we consider two different scenarios of (K, π_0) : $K = 1000$ and $\pi_0 \in \{0, 50\%\}$, to illustrate some simple comparative observations.

We let δ vary in $[0, 3]$ and the e-values in (32) will be computed with averaging $\delta \in [a, b] = [0, 3]$. Fix the type-I error upper bound as 0.05. We consider the following seven methods:

- (a) the Simes method with ℓ_K correction in (16);
- (b) the Bonferroni correlation (the minimum of p-values times K);
- (c) the Simes method with negative dependence (ND) correction (first row of Table 1);
- (d) arithmetic mean of e-values;
- (e) order-2 U-statistic (U2) of e-values in (28);
- (f) order-3 U-statistic (U3) of e-values in (29);
- (g) the product e-value.

All methods based on e-values are compared against the threshold 20, so that they have a type-I error guarantee of 0.05. Among these methods, (a), (b) and (d) are valid under arbitrary dependence structures. Method (c) is valid under both negative Gaussian dependence (Theorem 2) and positive Gaussian dependence (implying PRD in Proposition 1). The remaining methods (e), (f) and (g) are valid under negative orthant dependence (Theorem 15).

We plot the rejection probabilities of the above methods in Figure 2 for the setting of negative Gaussian dependence and in Figure 3 for the setting of positive Gaussian dependence.

From Figure 2, observe that the product e-value has strong power when the signal is full ($\pi_0 = 0$), but its performance reduces substantially when the signal is rich ($\pi_0 = 50\%$) or sparse ($\pi_0 = 90\%$). The U3 e-value performs quite well when the signal is full or rich, and loses power when signal is sparse, and the U2 e-value is similar to the U3 e-value with lower power. The Simes method with ND correction performs very well in all cases, and it is similar to the Bonferroni correction in case of sparse signal. The arithmetic average e-value and the Simes method with ℓ_K correction are not very competitive.

Figure 3: Global null testing (positive Gaussian dependence)

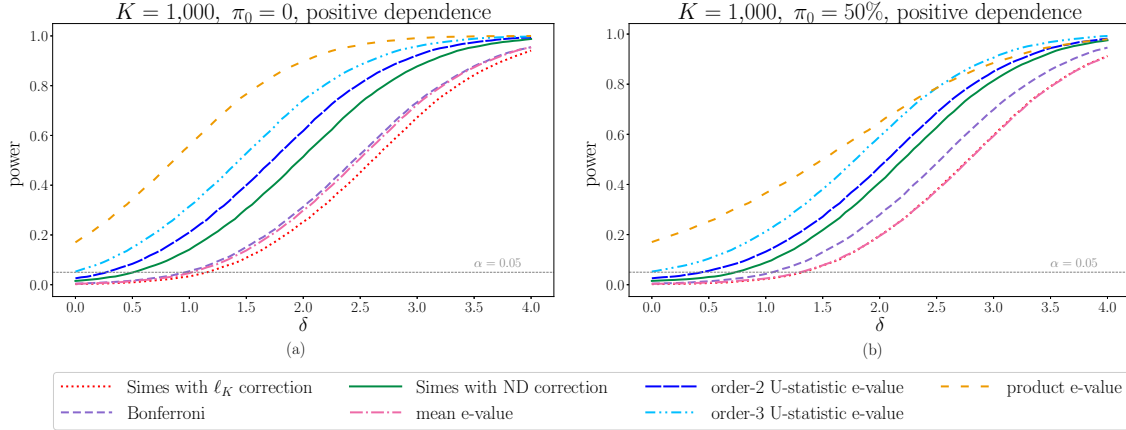


Figure 3 illustrates that the Simes method with ND correction outperforms the Bonferroni correction substantially in the setting of positive dependence; note that both are valid in this setting. On the other hand, although the rejection probabilities of the U2/U3 and product e-values are quite high in Figure 3, they are not theoretically valid in the setting of positive dependence, by noting that $E_i E_j$ is not an e-value if the e-values E_i and E_j are positively correlated. The empirical type-I error of the U2/U3 e-values do not seem to exceed the nominal value 0.05; this is because $1/20$ is practically a conservative bound when applying to e-values.

6.2 Multiple testing procedures with FDR control

Next, we compare multiple testing procedures with FDR control. The setting is similar to the global null testing experiment, but we focus on negative dependence only. Set the pairwise correlation to be $-1/(K-1)$ for (X_1, \dots, X_K) . Since FDR control is usually applied in large-scale testing, we consider two specifications of (K, π_0) : $K = 10,000$ or $K = 100,000$, and $\pi = 80\%$.

We let δ vary in $[2, 4]$ and the e-values in (32) will be computed with averaging $\delta \in [a, b] = [2, 4]$. Fix the FDR upper bound as 0.1. Each simulation will be repeated 1,000 times and we report their average. The procedures that we compare are:

- (a) the BH procedure (Section 5.1);
- (b) the BH procedure with ℓ_K correction (Section 5.1);
- (c) the BH procedure with ND correction (first row of Table 2);
- (d) the e-BH procedure (applying the BH procedure to $1/E$; Wang and Ramdas [47]).

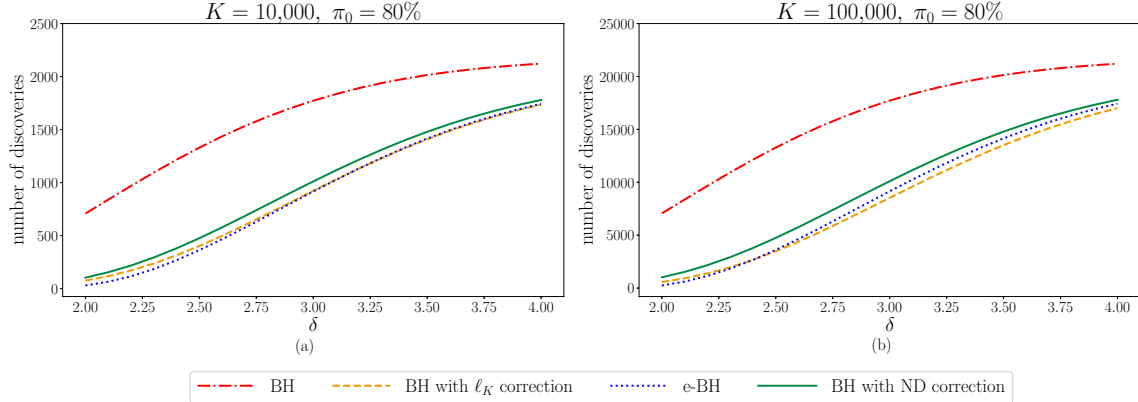
The average numbers of discoveries produced by the four methods are reported in Figure 4. As expected from its definition, none of the other three methods (b), (c) and (d) is as powerful as the BH procedure (a), but the BH procedure without correction does not have a theoretical FDR guarantee under negative dependence. Both BH with ℓ_K correlation and e-BH are valid under arbitrary dependence, and none of them dominates each other. The BH procedure with ND correction performs better than the other two methods (b) and (d).

Note that the power comparison between the ℓ_K correction and the ND correction depends on K , because ℓ_K explodes as K increases but the ND correction is invariant with respect to K . Improvements to the constants derived in our paper can only exaggerate the difference between (c) and (b,d).

7 Conclusion

This paper provides, to our knowledge, the first bounds for multiple testing methods under negative dependence, in particular the important Simes test and the BH procedure. Some auxiliary results include

Figure 4: Multiple testing with FDR control (negative Gaussian dependence)



error bounds for the weighted Simes test, combining negatively dependent e-values, and some implications under negative Gaussian dependence.

Practical implications. When faced with negative dependence, a practitioner has two clear alternatives: ignore the dependence and run the BH procedure as is (current practice), or incorporate corrections for the dependence and run BH at a more conservative error level. If practitioners opt for the first choice, then our paper’s results show that the inflation in their achieved FDR guarantee will be a simple constant factor, independent of the number of hypotheses. This is in contrast to the BY correction, which suggests an FDR inflation potentially growing logarithmically with the number of hypotheses.

Discussions. Seen from Hochberg and Rom [13] and Theorem 2, the type-I error of the Simes test under negative dependence can be (slightly) inflated. An alternative way to address type-I error inflation is to explicitly model and estimate the dependence structure and incorporate it into their decision rule. Copula-based models have been considered in this regard; see e.g., Cui et al. [9, Section 3.5 and 3.6]. This approach is different from the setting of our paper, as we do not have access to model or estimate the dependence structure explicitly; instead we assume some forms of negative dependence. Some papers study asymptotic behaviour as $K \rightarrow \infty$, which is different from our setting; see e.g., Delattre and Roquain [10] and Kluger and Owen [20].

Open problems. The most interesting open problem is the BH conjecture for negative dependence, which states that $\mathbb{E}[F_{\mathcal{D}_\alpha}/R_{\mathcal{D}_\alpha}] \leq \frac{K_0}{K} \tilde{s}_K(\alpha)$ for any negatively Gaussian dependent vector of p-values, where $\tilde{s}_K(\alpha)$ is in (26). Alternatively, it will be interesting to obtain other multiplicative corrections of α , i.e., without involving the term $-\log(\alpha)$ as in Theorem 19.

Recall that most of our results about Simes and the BH procedure involved the weakest form of negative dependence that we defined (some results about e-values required stronger notions, though). A second open problem involves the consideration of whether any of the stronger notions of negative dependence (than weak negative dependence) lead to even better bounds for Simes and BH. Our Theorem 19 assumes weak negative dependence among only null p-values, and it remains unclear whether a better bound can be obtained by assuming some form of negative dependence among all p-values.

As the number of hypotheses K increases, p-values may typically be less negatively correlated on average (the average pairwise correlation must be bounded below by $-1/(K-1)$). Therefore, one may expect that for certain types of negative dependence, a large K would lead to a better bound than Theorem 2. However, it is not immediately clear whether this holds true because the large dimension also allows for more flexibility of dependence (thus, more cases to defend). Resolving this, perhaps for specialized models, is left for future work.

Other open problems include extending our results to adaptive Storey-BH-type procedures, to the weighted BH procedure, and to grouped, hierarchical or multilayer settings [28]. We hope to make progress on some of these questions in the future.

Acknowledgments. We thank Sanat Sarkar for engaging conversations and stimulating suggestions, as well as a missing reference. We also thank Ajit Tamhane for a relevant reference

References

- [1] Yoav Benjamini and Yosef Hochberg. Controlling the false discovery rate: a practical and powerful approach to multiple testing. *J. R. Stat. Soc. Ser. B. Stat. Methodol.*, 57(1):289–300, 1995. doi: <https://doi.org/10.1111/j.2517-6161.1995.tb02031.x>.
- [2] Yoav Benjamini and Daniel Yekutieli. The control of the false discovery rate in multiple testing under dependency. *Ann. Statist.*, 29(4):1165–1188, 2001. doi: 10.1214/aos/1013699998.
- [3] Gilles Blanchard, Pierre Neuvial, and Etienne Roquain. Post hoc confidence bounds on false positives using reference families. *Ann. Statist.*, 48(3):1281 – 1303, 2020. doi: 10.1214/19-AOS1847. URL <https://doi.org/10.1214/19-AOS1847>.
- [4] Henry W Block, Thomas H Savits, and Moshe Shaked. Some concepts of negative dependence. *Ann. Probab.*, 10(3):765–772, 1982. doi: 10.1214/aop/1176993784.
- [5] Henry W Block, Thomas H Savits, and Moshe Shaked. A concept of negative dependence using stochastic ordering. *Statist. Probab. Lett.*, 3(2):81–86, 1985. doi: [https://doi.org/10.1016/0167-7152\(85\)90029-X](https://doi.org/10.1016/0167-7152(85)90029-X).
- [6] Stéphane Boucheron, Gábor Lugosi, and Pascal Massart. *Concentration Inequalities: A Nonasymptotic Theory of Independence*. Oxford University Press, 2013. doi: <https://doi.org/10.1093/acprof:oso/9780199535255.001.0001>.
- [7] Yuyu Chen, Peng Liu, Ken Seng Tan, and Ruodu Wang. Trade-off between validity and efficiency of merging p-values under arbitrary dependence. *Statist. Sinica*, 33:851–872, 2023. doi: 10.2139/ssrn.3569329.
- [8] Ziyu Chi, Aaditya Ramdas, and Ruodu Wang. Multiple testing under negative dependence. *arXiv preprint arXiv:2212.09706*, 2022.
- [9] Xinping Cui, Thorsten Dickhaus, Ying Ding, and Jason C Hsu. *Handbook of Multiple Comparisons*. CRC Press, 2021.
- [10] Sylvain Delattre and Etienne Roquain. On empirical distribution function of high-dimensional gaussian vector components with an application to multiple testing. *Bernoulli*, 22(1):302–324, 2016. doi: 10.3150/14-BEJ659.
- [11] Helmut Finner, M Roters, and K Strassburger. On the simes test under dependence. *Statist. Papers*, 58:775–789, 2017. doi: <https://doi.org/10.1007/s00362-015-0725-8>.
- [12] Jiangtao Gou and Ajit C Tamhane. Hochberg procedure under negative dependence. *Statist. Sinica*, 28(1):339–362, 2018. doi: <https://doi.org/10.5705/ss.202016.0306>.
- [13] Yosef Hochberg and Dror Rom. Extensions of multiple testing procedures based on Simes’ test. *J. Statist. Plann. Inference*, 48(2):141–152, 1995. doi: [https://doi.org/10.1016/0378-3758\(95\)00005-T](https://doi.org/10.1016/0378-3758(95)00005-T).
- [14] Gerhard Hommel. Tests of the overall hypothesis for arbitrary dependence structures. *Biom. J.*, 25(5):423–430, 1983. doi: <https://doi.org/10.1002/bimj.19830250502>.
- [15] Steven R Howard, Aaditya Ramdas, Jon McAuliffe, and Jasjeet Sekhon. Time-uniform Chernoff bounds via nonnegative supermartingales. *Probab. Surv.*, 17:257–317, 2020. doi: 10.1214/18-PS321.

- [16] Peter J Huber. A remark on a paper of Trawinski and David entitled: “selection of the best treatment in a paired-comparison experiment”. *Ann. Math. Statist.*, 34(1):92–94, 1963. doi: 10.1214/aoms/1177704244.
- [17] Nikolaos Ignatiadis, Ruodu Wang, and Aaditya Ramdas. E-values as unnormalized weights in multiple testing. *Biometrika*, 00(0):1–23, 2024. doi: <https://doi.org/10.1093/biomet/asad057>.
- [18] Kumar Joag-Dev and Frank Proschan. Negative association of random variables with applications. *Ann. Statist.*, 11(1):286–295, 1983. doi: 10.1214/aos/1176346079.
- [19] Samuel Karlin and Yosef Rinott. Classes of orderings of measures and related correlation inequalities. i. multivariate totally positive distributions. *J. Multivariate Anal.*, 10(4):467–498, 1980. doi: [https://doi.org/10.1016/0047-259X\(80\)90065-2](https://doi.org/10.1016/0047-259X(80)90065-2).
- [20] Dan M Kluger and Art B Owen. A central limit theorem for the benjamini-hochberg false discovery proportion under a factor model. *Bernoulli*, 30(1):743–769, 2024. doi: 10.3150/23-BEJ1615.
- [21] Jean-Gabriel Lauzier, Liyuan Lin, and Ruodu Wang. Pairwise counter-monotonicity. *Insurance Math. Econom.*, 111:279–287, 2023. doi: <https://doi.org/10.1016/j.insmatheco.2023.05.006>.
- [22] Erich Leo Lehmann. Some concepts of dependence. *Ann. Math. Statist.*, 37(5):1137–1153, 1966. doi: 10.1214/aoms/1177699260.
- [23] Yaakov Malinovsky and Yosef Rinott. On tournaments and negative dependence. *J. Appl. Probab.*, 60(3):945–954, 2023. doi: 10.1017/jpr.2022.104.
- [24] Alfred Müller. Stochastic orders generated by integrals: a unified study. *Adv. in Appl. Probab.*, 29(2):414–428, 1997. doi: 10.2307/1428010.
- [25] Alfred Muller and Dietrich Stoyan. *Comparison Methods for Stochastic Models and Risks*. Wiley, 2002.
- [26] Roger B Nelsen. *An Introduction to Copulas*. Springer Science & Business Media, 2007.
- [27] Giovanni Puccetti and Ruodu Wang. Extremal dependence concepts. *Statist. Sci.*, 30(4):485–517, 2015. doi: 10.1214/15-STS525.
- [28] Aaditya K Ramdas, Rina F Barber, Martin J Wainwright, and Michael I Jordan. A unified treatment of multiple testing with prior knowledge using the p-filter. *Ann. Statist.*, 47(5):2790–2821, 2019. doi: 10.1214/18-AOS1765.
- [29] Anat Reiner-Benaim. Fdr control by the bh procedure for two-sided correlated tests with implications to gene expression data analysis. *Biom. J.*, 49(1):107–126, 2007. doi: 10.1002/bimj.200510313.
- [30] Marine Roux. *Inférence de graphes par une procédure de test multiple avec application en Neuroimagerie*. PhD thesis, Université Grenoble Alpes (ComUE), 2018.
- [31] Bernhard Rüger. Das maximale signifikanzniveau des tests: “Lehne H_0 ab, wenn k unter n gegebenen tests zur ablehnung führen”. *Metrika*, 25:171–178, 1978. doi: <https://doi.org/10.1007/BF02204362>.
- [32] Ludger Ruschendorf. *Mathematical Risk Analysis: Dependence, Risk Bounds, Optimal Allocations and Portfolios*. Springer, 2013.
- [33] Sanat K Sarkar. Some probability inequalities for ordered MTP2 random variables: a proof of the Simes conjecture. *Ann. Statist.*, 26(2):494–504, 1998. doi: 10.1214/aos/1028144846.
- [34] Tapas K Sarkar. Some lower bounds of reliability. Technical report, Stanford University, Department of Statistics, 1969.

- [35] Glenn Shafer. Testing by betting: A strategy for statistical and scientific communication. *J. Roy. Statist. Soc. Ser. A. Stat. Soc.*, 184(2):407–431, 2021. doi: <https://doi.org/10.1111/rssa.12647>.
- [36] Glenn Shafer, Alexander Shen, Nikolai Vereshchagin, and Vladimir Vovk. Test martingales, Bayes factors and p-values. *Statist. Sci.*, 26(1):84–101, 2011. doi: [10.1214/10-STS347](https://doi.org/10.1214/10-STS347).
- [37] Moshe Shaked and J George Shanthikumar. *Stochastic Orders*. Springer, 2007.
- [38] Qi-Man Shao. A comparison theorem on moment inequalities between negatively associated and independent random variables. *J. Theoret. Probab.*, 13(2):343–356, 2000. doi: <https://doi.org/10.1023/A:1007849609234>.
- [39] R John Simes. An improved Bonferroni procedure for multiple tests of significance. *Biometrika*, 73(3):751–754, 1986. doi: <https://doi.org/10.2307/2336545>.
- [40] David Slepian. The one-sided barrier problem for Gaussian noise. *Bell Labs Tech. J.*, 41(2):463–501, 1962. doi: [10.1002/j.1538-7305.1962.tb02419.x](https://doi.org/10.1002/j.1538-7305.1962.tb02419.x).
- [41] Weijie J Su. The FDR-linking theorem. *arXiv preprint arXiv:1812.08965*, 2018.
- [42] John Wilder Tukey. The problem of multiple comparisons. *Technical Report, Princeton University*, 1953.
- [43] Vladimir Vovk and Ruodu Wang. Combining p-values via averaging. *Biometrika*, 107(4):791–808, 2020. doi: <https://doi.org/10.1093/biomet/asaa027>.
- [44] Vladimir Vovk and Ruodu Wang. True and false discoveries with independent e-values. *arXiv preprint arXiv:2003.00593*, 2020.
- [45] Vladimir Vovk and Ruodu Wang. E-values: Calibration, combination and applications. *Ann. Statist.*, 49(3):1736–1754, 2021. doi: [10.1214/20-AOS2020](https://doi.org/10.1214/20-AOS2020).
- [46] Vladimir Vovk, Bin Wang, and Ruodu Wang. Admissible ways of merging p-values under arbitrary dependence. *Ann. Statist.*, 50(1):351–375, 2022. doi: [10.1214/21-AOS2109](https://doi.org/10.1214/21-AOS2109).
- [47] Ruodu Wang and Aaditya Ramdas. False discovery rate control with e-values. *J. R. Stat. Soc. Ser. B. Stat. Methodol.*, 84(3):822–852, 2022. doi: <https://doi.org/10.1111/rssb.12489>.

A Examples of negative dependence in testing

We give some examples in testing and multiple comparisons where negative dependence naturally appears.

A.1 Four examples

Example 22 (Tests based on split samples). Consider a fixed population $\mathbf{x} = (x_1, \dots, x_m) \in \mathbb{R}^m$, and suppose that K groups of scientists are using samples from the population to test their hypotheses. The p-value (or e-value) for group $k \in \mathcal{K}$ is computed by $f_k(\mathbf{x}_{A_k})$, where A_k is a randomly chosen subset of $\{1, \dots, m\}$ and f_k is an increasing function. Since the groups are using different part of the population, A_1, \dots, A_K are disjoint sets. Using Theorem 2.11 of Joag-Dev and Proschan [18], which says that a permutation distribution is negatively associated, we know that the p-values (or e-values) $f_k(\mathbf{x}_{A_k})$, $k \in \mathcal{K}$, as increasing functions of non-overlapping subsets of negatively associated observations (P6 of Joag-Dev and Proschan [18]), are negatively associated.

Example 23 (Testing the mean of a bag of numbers). Suppose that the data, represented by the vector $\mathbf{X} = (X_1, \dots, X_n)$, are drawn without replacement (uniformly) from a bag of N numbers x_1, \dots, x_N , each in $[0, 1]$, whose average is $\mu := \sum_{i=1}^N x_i/N$. Then, we have seen before that \mathbf{X} is negatively associated. Further, it is clear that $\mathbb{E}[X_i] = \mu$ for each i . Thus $(1 + \lambda(X_i - \mu))$ is an e-value for any $\lambda \in [-1, 1]$, and by Corollary 13 in Chi et al. [8], $\prod_{i=1}^n (1 + \lambda(X_i - \mu))$ is also an e-value. This fact is useful, for example if we want to test $\mu \leq 0.5$ against $\mu > 0.5$; in this case, for any $\lambda \in [0, 1]$, $\prod_{i=1}^n (1 + \lambda(X_i - 0.5))$ is an e-value.

Example 24 (Round-robin tournaments). Imagine that K players play a round-robin tournament (meaning that each pair of players play some number of games against each other). Suppose that we wish to test the hypotheses that player $k \in \mathcal{K}$ has no advantage or disadvantage over any other players, or the global null hypothesis that all players are equally good. Assume that the game outcomes are independent. Two players being equally good means that whenever they play a game, both players have equal chance of winning or scoring a certain number. Equivalently, since all sports have player rankings or seedings, the global null hypothesis effectively states that these rankings are irrelevant. Let $(X_{ij}^m)_{i,j \in \mathcal{K}, m=1, \dots, M_{ij}}$ be the results of all games, where M_{ij} is the number of games played between player i and player j , and $X_{ij}^m = -X_{ji}^m$. The k -th hypothesis is that X_{kj}^m is symmetrically distributed around 0 for all j and m . For $k \in \mathcal{K}$, let the p-value or e-value be given by $Y_k = f_k(X_{kj}^m : j \neq k, m = 1, \dots, M_{kj})$ for some increasing function f_k . Then Y_1, \dots, Y_K are negatively associated using P6 of Joag-Dev and Proschan [18]. One way to construct p-values and e-values for this testing problem is described in Section A.2.

Example 25 (Cyclical or ordered comparisons). Suppose that X_1, \dots, X_K are independent random variables representing scores of K players in a particular order, e.g., pre-tournament ranking. We are interested in testing whether two players adjacent in the list have equal skills. The k -th null hypothesis, under some assumptions, X_k and X_{k+1} are identically distributed, where we set $X_{K+1} = X_1$ but we may safely omit H_K . For example, for $k \in \mathcal{K}$, a p-value (or e-value) may be obtained in the form $f_k(X_k - X_{k+1})$ for some increasing function f_k , since the score differences between two adjacent players are useful statistics. Indeed, we can show a stronger result: For any component-wise increasing functions $h_k : \mathbb{R}^2 \rightarrow \mathbb{R}$, $i \in \mathcal{K}$ and independent random variables X_1, \dots, X_K , let $Y_k = h_k(X_k, -X_{k+1})$, $k \in \mathcal{K}$, where either $X_{K+1} = X_1$ or X_{K+1} is independent of (X_1, \dots, X_K) . Then, the random vector (Y_1, \dots, Y_K) is negative orthant dependent. This result is shown in Proposition 26 in Section A.2.

A.2 Technical details

Below, we first explain the construction of e-values and p-values for the round-robin tournament test in Example 24, and then show the statement in Example 25 on negative orthant dependence for ordered comparison.

One way to test the hypotheses in Example 24 is to first construct e-values for each game, combine them to get e-values for each pair of players, and then combine them further to get e-values for each individual player. Finally, to test the global null, one can combine e-values across all players using the U-statistic of order 2 or 3.

We consider the case where only win, lose and draw are possible outcomes of each game; the case of general scores is similar. Our e-values for a single game are constructed using the principle of testing by betting [35]. To elaborate, imagine that for the m -th game between player i, j we have one (hypothetical) dollar at hand. To form the e-value $E_{ij}^{(m)}$ and we bet some fraction $\epsilon \in [0, 1]$ that i will beat j . If the game is a draw, our wealth remains 1. If we were right, our wealth increases to $1 + \epsilon$, and if we were wrong, it decreases to $1 - \epsilon$. $E_{ji}^{(m)}$ is constructed in the opposite fashion: so if $E_{ij}^{(m)} = 1 + \epsilon$, then $E_{ji}^{(m)} = 1 - \epsilon$; this is the root cause of the resulting negative dependence. Importantly, ϵ (which could depend on i, j , but we omit this for simplicity) must be declared before the game occurs. $E_{ij}^{(m)}$ represents how much we multiplied our wealth due to the m -th game and this is an e-value, because under the null hypothesis, there is an equal chance of gaining or losing ϵ , so our expected multiplier equals one.

If a pair of players i, j have played M_{ij} games, let the overall e-value for that pair be defined as $E_{ij} = \prod_{m=1}^{M_{ij}} E_{ij}^{(m)}$. In fact the wealth process across those games forms a nonnegative martingale under the

null, since it is the product of independent unit mean terms; however we will not require this martingale property in the current analysis. A large E_{ij} means that player i wins many more games than they lose to j .

Let E_i denotes the e-value for each player $i \in \mathcal{K}$, that is, $E_i = \prod_{j=1, j \neq i}^K E_{ij}$. Each E_i is an e-value for the same reason as before: it is a product of independent unit mean terms. If E_i is large, it reflects that player i more frequently beat other players than lost to them.

Using Properties P1 and P7 of Joag-Dev and Proschan [18], $(E_{ij})_{i,j \in \mathcal{K}}$ is negatively associated because its components are constructed from mutually independent random vectors (E_{ij}, E_{ji}) and each of these vectors is counter-monotonic (hence negatively associated). We can further see that (E_1, \dots, E_K) is also negatively associated, because each E_k is an increasing function of $(E_{kj})_{k \in \mathcal{K}}$ (P6 of Joag-Dev and Proschan [18]). Thus, a final e-value for the global null test can be calculated using the U-statistic of order 2 in Equation 28 of Chi et al. [8], $E := \sum_{i < j} E_i E_j / \binom{K}{2}$, or any other U-statistics as guaranteed by Corollary 13 of Chi et al. [8].

Next, we show a result verifying the claim of negative orthant dependence in Example 25.

Proposition 26. *For any component-wise increasing functions $h_i : \mathbb{R}^2 \rightarrow \mathbb{R}$, $i \in \mathcal{K}$ and independent random variables X_1, \dots, X_K , let $Y_i = h_i(X_i, -X_{i+1})$, $i \in \mathcal{K}$, where either $X_{K+1} = X_1$ or X_{K+1} is independent of (X_1, \dots, X_K) . Then, the random vector (Y_1, \dots, Y_K) is negative orthant dependent.*

Proof. Note that negative upper orthant dependence is equivalent to Equation 6 of Chi et al. [8], and the analogue holds for negative lower orthant dependence by replacing increasing functions with decreasing ones. Hence, it suffices to show

$$\mathbb{E} \left[\prod_{i=1}^K f_i(X_i, -X_{i+1}) \right] \leq \prod_{i=1}^K \mathbb{E} [f_i(X_i, -X_{i+1})], \quad (33)$$

for non-negative component-wise increasing functions f_1, \dots, f_K , and for non-negative component-wise decreasing functions f_1, \dots, f_K . We only show the first case, as the second is similar.

There is nothing to show if $K = 1$; we assume $K \geq 2$ in what follows. First, we consider the case $X_{K+1} = X_1$. Let $\mathbf{X}' := (X'_1, \dots, X'_K)$ be an independent copy of $\mathbf{X} := (X_1, \dots, X_K)$. Define a function $g : \mathbb{R}^{2K} \rightarrow \mathbb{R}$ by

$$g(x_1, \dots, x_K, x'_1, \dots, x'_K) = \prod_{i=1}^K f_i(x_i, -x'_{i+1}).$$

We first claim that for any $(x_2, \dots, x_K, x'_2, \dots, x'_K) \in \mathbb{R}^{2K-2}$, it holds that

$$\mathbb{E}[g(X_1, x_2, \dots, x_K, X_1, x'_2, \dots, x'_K)] \leq \mathbb{E}[g(X_1, x_2, \dots, x_K, X'_1, x'_2, \dots, x'_K)]. \quad (34)$$

To see this, it suffices to observe

$$\mathbb{E}[f_1(X_1, -x_2)f_2(x_K, -X_1)] \leq \mathbb{E}[f_1(X_1, -x_2)f_2(x_K, -X'_1)]$$

due to the Fréchet-Hoeffding (or Hardy-Littlewood) inequality (e.g., Ruschendorf [32, Theorem 3.13]) because $f_1(X_1, -x_2)$ and $f_2(x_K, -X_1)$ are counter-monotonic. Therefore, (34) holds. It follows that

$$\mathbb{E}[g(\mathbf{X}, X_1, Z_2, \dots, Z_K)] \leq \mathbb{E}[g(\mathbf{X}, X'_1, Z_2, \dots, Z_K)]. \quad (35)$$

holds for all random variables Z_1, \dots, Z_K (here Z_1 does not appear). Using the above argument on X_2 we get

$$\mathbb{E}[g(\mathbf{X}, Z_1, X_2, Z_3, \dots, Z_K)] \leq \mathbb{E}[g(\mathbf{X}, Z_1, X'_2, Z_3, \dots, Z_K)]$$

holds for all random variables Z_1, \dots, Z_K (here Z_2 does not appear). Letting $Z_1 = X'_1$ we obtain

$$\mathbb{E}[g(\mathbf{X}, X'_1, X_2, Z_3, \dots, Z_K)] \leq \mathbb{E}[g(\mathbf{X}, X'_1, X'_2, Z_3, \dots, Z_K)]. \quad (36)$$

Putting (35) and (36) together we get

$$\mathbb{E}[g(\mathbf{X}, X_1, X_2, Z_3, \dots, Z_K)] \leq \mathbb{E}[g(\mathbf{X}, X'_1, X'_2, Z_3, \dots, Z_K)].$$

Repeating the above procedure K times we get

$$\mathbb{E}[g(\mathbf{X}, \mathbf{X})] \leq \mathbb{E}[g(\mathbf{X}, \mathbf{X}')],$$

and hence

$$\begin{aligned} \mathbb{E} \left[\prod_{i=1}^K f_i(X_i, -X_{i+1}) \right] &= \mathbb{E}[g(\mathbf{X}, \mathbf{X})] \\ &\leq \mathbb{E}[g(\mathbf{X}, \mathbf{X}')] = \prod_{i=1}^K \mathbb{E} [f_i(X_i, -X'_{i+1})] = \prod_{i=1}^K \mathbb{E} [f_i(X_i, -X_{i+1})]. \end{aligned}$$

Therefore, (33) holds.

If we take $f_K = 1$, then (33) becomes

$$\mathbb{E} \left[\prod_{i=1}^{K-1} f_i(X_i, -X_{i+1}) \right] \leq \prod_{i=1}^{K-1} \mathbb{E} [f_i(X_i, -X_{i+1})]$$

for all independent X_1, \dots, X_K . Since K is arbitrary, by moving from K to $K+1$ we obtain that (33) holds for all independent X_1, \dots, X_{K+1} . \square

B Additional Simulation Results

Some additional simulation results on global null testing described in Section 6.2 of Chi et al. [8] with $K = 10$ and $K = 1,000$ are provided in Figure 5. The results are qualitatively similar to the case of $K = 100$ presented in Section 6.2 of Chi et al. [8].

C A few technical results used in the proofs

Below, we report a few technical results used to prove Theorems 6 and 17 of Chi et al. [8]. Define the harmonic average function $M_{-1,K} : (p_1, \dots, p_K) \mapsto ((p_1^{-1} + \dots + p_K^{-1})/K)^{-1}$.

Theorem 27 (Theorem 2 (ii) of Chen et al. [7]). *Suppose that $(P_1, \dots, P_K) \in \mathcal{U}^K$, and each pair (P_i, P_j) follows a bivariate Gaussian copula. Then $\mathbb{P}(M_{-1,K}(P_1, \dots, P_K) < \alpha) / \alpha \rightarrow 1$, as $\alpha \downarrow 0$.*

Theorem 28 (Theorem 3 of Chen et al. [7]). *For $(p_1, \dots, p_K) \in [0, 1]^K$, $M_{-1,K}(p_1, \dots, p_K) \leq S_K(p_1, \dots, p_K)$, and the inequality holds as an equality if $p_1 = \dots = p_K$.*

Theorem 29 (Theorem 1 of Su [41]). *For arbitrary p -values, the BH procedure \mathcal{D}_α at level α satisfies*

$$\text{FDR}_{\mathcal{D}_\alpha} \leq \alpha + \alpha \int_\alpha^1 \frac{\text{FDR}_0(x)}{x^2} dx,$$

where $\text{FDR}_0(x)$ is the FDR of the BH procedure applied to only the null p -values at level x .

Figure 5: Global null testing (negative Gaussian dependence). All six subplots show power against δ . The left endpoint of $\delta = 0$ actually represents the achieved type I error, which appears to be controlled at the nominal level $\alpha = 0.05$ for all methods. The key observations are in the text.

