

# Prompt-Augmented Linear Probing: Scaling Beyond the Limit of Few-shot In-Context Learners

Hyunsoo Cho<sup>†</sup>, Hyuhng Joon Kim<sup>†</sup>, Junyeob Kim<sup>†</sup>, Sang-Woo Lee<sup>‡‡¶</sup>,  
Sang-goo Lee<sup>†</sup>, Kang Min Yoo<sup>‡‡†\*</sup>, Taeuk Kim<sup>§\*</sup>

<sup>†</sup> Seoul National University, <sup>‡</sup>NAVER AI LAB, <sup>‡‡</sup>NAVER CLOVA, <sup>¶</sup>KAIST, <sup>§</sup>Hanyang University  
{johyunsoo, heyjoonkim, juny116, sglee}@europa.snu.ac.kr  
{kangmin.yoo, sang.woo.lee}@navercorp.com, kimtaeuk@hanyang.ac.kr

## Abstract

Through in-context learning (ICL), large-scale language models are effective few-shot learners without additional model fine-tuning. However, the ICL performance does not scale well with the number of available training samples as it is limited by the inherent input length constraint of the underlying language model. Meanwhile, many studies have revealed that language models are also powerful feature extractors, allowing them to be utilized in a *black-box* manner and enabling the linear probing paradigm, where lightweight discriminators are trained on top of the pre-extracted input representations. This paper proposes prompt-augmented linear probing (PALP), a hybrid of linear probing and ICL, which leverages the best of both worlds. PALP inherits the scalability of linear probing and the capability of enforcing language models to derive more meaningful representations via tailoring input into a more conceivable form. Throughout in-depth investigations on various datasets, we verified that PALP significantly enhances the input representations closing the gap between ICL in the data-hungry scenario and fine-tuning in the data-abundant scenario with little training overhead, potentially making PALP a strong alternative in a *black-box* scenario.

## Introduction

Since the emergence of Transformer-based (Vaswani et al. 2017) language models, we have witnessed notable improvements in the natural language processing literature, even attaining human-level performance on several benchmarks. In addition, as it becomes evident that scaling laws work for such models (Kaplan et al. 2020), there has been a significant amount of investment in the field to enhance them in terms of the number of their parameters—from millions to billions—and the volume of the data they consume during training (Brown et al. 2020; Chowdhery et al. 2022; Fedus, Zoph, and Shazeer 2022; Hoffmann et al. 2022). As a result, some cutting-edge language models become possible to obtain intriguing extra functionalities, such as the ability to capture world knowledge (Petroni et al. 2019), generate codes (Poesia et al. 2022), or solve mathematical problems (Henighan et al. 2020), in addition to being proficient in recognizing linguistic patterns. These anecdotes, which demon-

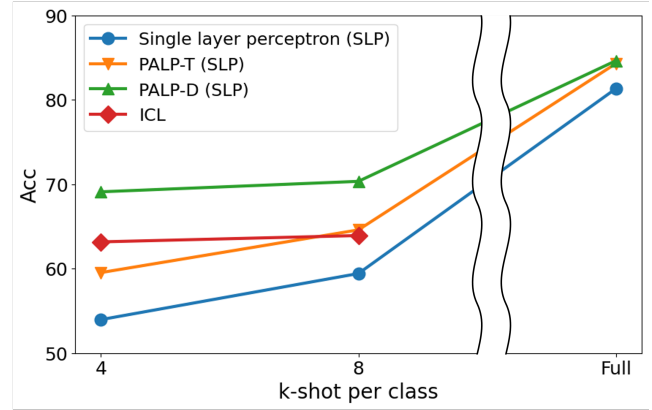


Figure 1: Average accuracy (12 classification tasks) of various *black-box* transferring methods trained on GPT-J. ICL can not leverage the full train dataset due to the length limit, and their performance saturates quickly. Our method (PALP) is scalable with available training samples and minimizes the performance gap between ICL in a few-shot setting. The performance of respective task is summarized in Table 2.

strate the general power of large language models, naturally raise researchers’ expectation that language models can act as a universal, off-the-shelf solution for a range of downstream tasks while minimizing the cost required for adapting them to a specific job at the same time.

However, there is no free lunch; the effectiveness and generalizability of large language models achieved by scaling come at the cost of physically serving such gigantic neural architectures. Thus, the institutions that distribute large models such as GPT-3 (Brown et al. 2020) usually pursue the strategy of providing commercial APIs which only allow limited access to the models. In other words, it is often the case that users cannot receive the information about the inner workings of the models, such as gradients concerning the models’ parameters which are crucial for fine-tuning the models for a particular purpose. Therefore, there has been a growing interest of adapting language models in this restricted setting, dubbed as *black-box tuning* (Sun et al. 2022; Diao et al. 2022).

In this scenario, especially focusing on classification, the

\*Corresponding authors.

two mainstream paradigms are linear models and in-context learning (ICL). The former derives the final representation from a language model and trains a simple classifier, e.g., Support Vector Machine (SVM), Single-Layer Perceptron (SLP), and  $k$  Nearest Neighbors ( $k$ -NN), on top of the extracted features. On the other hand, ICL is a training-free mechanism that makes the most use of the nature of language models. Specifically, ICL promotes a language model to generate the desired output by guiding the model with a few examples of the target task (i.e., demonstrations) plus a set of templates tailored for the task, where many works have suggested that exploiting such a mechanism improved various NLP tasks (Shwartz et al. 2020; Ben-David, Oved, and Reichart 2022).

Yet, it is worth noting that according to the quantity of data instances available for training, the two aforementioned approaches have clear strengths and shortcomings. Namely, ICL shows a remarkable generalization ability in a few-shot setting. However, the ICL performance does not scale well with the number of available training samples (See Figure 1 for details). This is because ICL relies on the innate capability of language models, i.e., being able to predict the next word given context, and a verbalizer, which is a function that maps the probabilities of some tokens to the probability of each label rather than constructing a task-specific decision maker. By doing so, ICL is equipped with the invaluable benefit of being free from explicit fine-tuning, but it is also a double-edged sword that induces a scalability issue. In particular, an explicit upper bound exists on the performance of ICL, which is determined by the maximum length of the utilized language model.

In this paper, we show that the combination of linear classifiers and the techniques introduced for ICL can cover the weaknesses of each method. We train diverse linear classifiers whose representations are extracted from input pre-processing strategies invented for facilitating ICL. Specifically, we augment training data instances with the templates or prepend additional demonstrations in front of the input of interest for better contextualization.

We validate our method with various datasets, demonstrating that it is consistently superior to baselines in both the low-data and full-data settings. From empirical experiments, we observe that exploiting templates that provide hints about the target task or concatenating demonstrations can significantly enhance the extracted representations from PLM, improving the classifiers’ performance in various scenarios and reducing the gap between ICL and fine-tuning. Intriguingly, we also discover that importing the techniques directly from ICL without care may cause the inheritance of the disadvantages of ICL, such as a substantial performance variance depending on the appended demonstrations or high sensitivity to the format of templates.

## Preliminary

### Problem Formulation

In this work, we consider classifying input sequences based on *black-box tuning* (Sun et al. 2022; Diao et al. 2022), where the parameters of pre-trained language mod-

els (PLMs) are inaccessible. That is, PLMs only serve as an encoder function  $e$  that delivers  $n$ -dimensional latent features  $\mathbf{h}$  from input  $\mathbf{x}$ . Formally, for input  $\mathbf{x} \in \mathcal{X}$ , let the  $n$ -dimensional continuous latent features extracted from PLMs be  $\mathbf{h} = e(\mathbf{x})$ , where  $\mathbf{h} \in \mathcal{H}$ . In addition, let  $\mathcal{Y} = \{0, 1, \dots, |C|\}$  be a label space, where  $|C|$  is the cardinality of the space. Then, a classifier  $p(y|\mathbf{h}; \theta) : \mathcal{H} \rightarrow \mathcal{Y}$  maps  $\mathbf{h}$  to a class label  $y \in \mathcal{Y}$ , estimating the probability of input  $\mathbf{x}$  belonging to a certain label.

### Linear Classifiers

Linear models, such as single layer perceptron (SLP), Support Vector Machine (SVM), or logistic regression (LR), are trained by solving optimization problems concerning their parameters. First-order methods such as gradient descent shown below are a general choice for parameter estimation:

$$\theta_{t+1} = \theta_t - \eta \nabla \mathcal{L}(\theta(t), \mathcal{H}_{batch}), \quad (1)$$

where,  $\mathcal{L}$ ,  $\eta$ ,  $\mathcal{H}_{batch}$  refer to a loss function (e.g., the cross-entropy loss, hinge loss in SVM, and MSE loss in regression), learning rate, and a mini-batch sampled from the training dataset. In this paper, we evaluate 5 different linear-probing classification methods:  $k$ -NN, LR, SVM, gaussian discriminative analysis (GDA), and SLP. The details of the mentioned approaches are presented in the Appendix.

### In-Context Learning

In-context learning (ICL) is a brand new, training-free paradigm that attempts to make the most use of the nature of language models to conduct a target task. ICL promotes a language model to generate the desired output by guiding the model with a few examples of the target task (i.e., demonstrations) plus a set of templates tailored for the task.

In detail, ICL consists of two steps (Liu et al. 2022b): First, the **input pre-processing** step combines the input of interest  $\mathbf{x}$  with  $k$ -shot samples (i.e., demonstrations)  $(\mathbf{x}_i, y_i)_{i=1}^k$  from the training set. Then, a template function  $f_{\text{template}}(\cdot)$  attach pre-defined descriptions to the input  $f_{\text{template}}(\mathbf{x})$  or additionally attach the corresponding natural language label to the *templified* input  $f_{\text{template}}(\mathbf{x}, y)$ , commonly referred to as a demonstration. (See Figure 2 for a graphical explanation.)

For instance, the function attaches a prefix or postfix to the original  $\mathbf{x}$ , or it transforms  $y_i$  into the form of natural language rather than numeric numbers. In consequence, the final input for ICL, denoted as  $\hat{\mathbf{x}}$ , becomes a concatenation of all the pre-processed  $\mathbf{x}$  and  $(\mathbf{x}_i, y_i)_{i=1}^k$ :

$$\hat{\mathbf{x}} = D_1 \oplus D_2 \oplus \dots \oplus D_k \oplus f_{\text{template}}(\mathbf{x}), \quad (2)$$

where  $D_i = f_{\text{template}}(\mathbf{x}_i, y_i)$  and  $\oplus$  refers to the concatenation operation.

Second, in the **prediction** phase, ICL leverages PLMs to compute the feature  $\hat{\mathbf{h}} = e(\hat{\mathbf{x}})$ , followed by a *verbalizer*  $\mathcal{V} : \mathcal{H} \rightarrow \mathcal{Y}$  that is a reformulation of the language model head for task-specific adaptation. It is often assumed that the verbalizer only considers single tokens as its output candidates, which correspond to each item in the label space  $\mathcal{Y}$ .

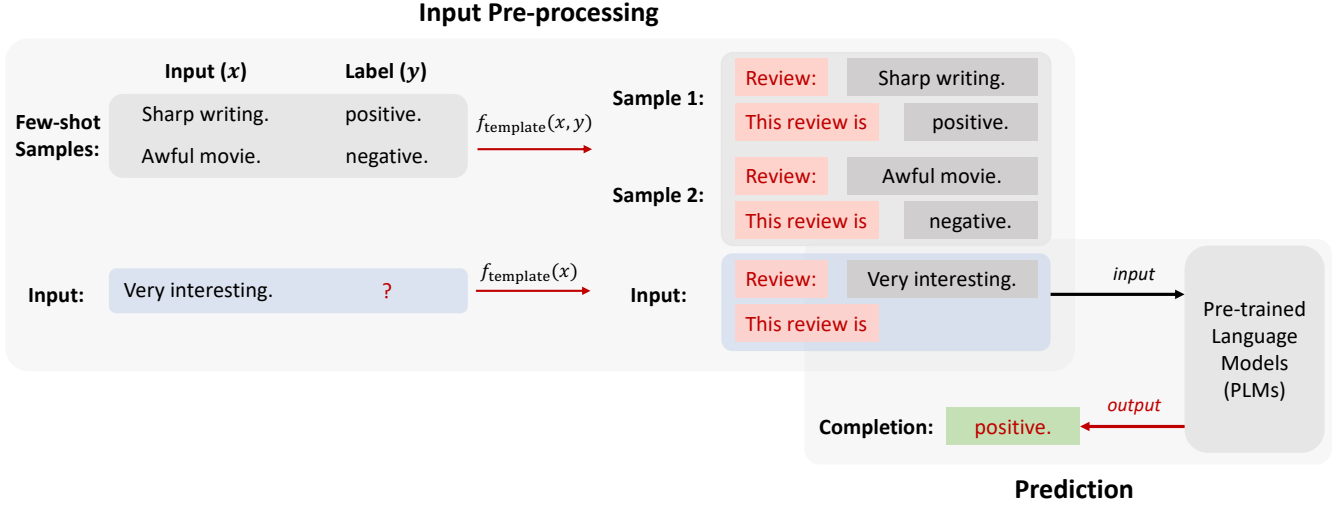


Figure 2: Overall illustration of ICL. ICL utilizes a template function to convert available few-shot samples into demonstrations  $f_{\text{template}}(x, y)$ , and appends the generated demonstrations to the front of the *templified* current input  $f_{\text{template}}(x)$ . Then, ICL uses LM’s prediction ability from pre-training step to infer the correct answer.

## Prompt-Augmented Linear Probing (PALP)

### Motivation

The primary intuition behind our method borrows from the in-context learning ability exhibited by language models. Specifically, in-context learners benefit from more elaborate and longer prompts (Reynolds and McDonnell 2021), allowing them to carry out deeper reasoning through longer input sequences and corresponding hidden layers.

We posit that providing appropriate guidance to the language model via prompts (input pre-processing step in ICL) benefits not only the usual causal language modeling (i.e., predicting the next token) ability but also enhances the quality of the representation for the input text. The primary goal of our method is to extract a more distinctive representation from PLMs via crafting a raw dataset into a more understandable form and training linear probers on the top of the extracted representations. Specifically, we transform the dataset in two ways:

1. We utilize a simple template that gives a brief description of input and the objective of the task.
2. On top of *templified* dataset, we concatenate a single class-wise demonstration to an inferring input to give important cues, i.e., input-label mapping, label space, or distribution of the input text (Min et al. 2022b) regarding the target task.

In the following subsection, we explain the dataset reconstruction strategies for each method.

### PALP-Template (PALP-T)

Applying a template to the input is the most straightforward and intuitive way to enforce PLM to follow user requirements. Accordingly, we attempt to extract more task-specific features by attaching a fixed prefix, infix (for sentence pair

tasks), or postfix, which describes a raw input into a more understandable form.

For instance, we transform sentiment analysis instance ‘*very interesting.*’ into ‘**Review:** *very interesting.* **Sentiment:**’ to provide the language model additional indications that the input is the form of review, and the user expects sentiment as an answer. Formally, for the training dataset  $\mathcal{D}_{\text{train}} = \{(x_i, y_i) | i \in m\}$ , we convert this into  $\mathcal{D}_{\text{train}}^{\text{template}} = \{(f_{\text{template}}(x_i), y_i) | i \in m\}$ , where  $f_{\text{template}}(\cdot)$  is a template function. Then we train linear classifiers with transformed dataset  $\mathcal{D}_{\text{train}}^{\text{template}}$  in the exact same way as in Eq. 1.

In the inference time, we also have to apply the same template function to inferring input  $f_{\text{template}}(x_{\text{test}})$  in order to match the format.

### PALP-Demonstration (PALP-D)

On top of the previous *templified* dataset (PALP-T), PALP-D additionally concatenates some demonstrations to the front to maximize the capability of PLM to learn in-context. However, unlike ICL, which attaches all available samples, our method extracts a single representative demonstration per class (i.e., total  $|C|$  demonstrations) and leverages them as demonstrations. Formally, let there exists  $k$  accessible training samples per each class label:

$$\mathcal{D}_{\text{train}} = \{(x_j^i, y_j^i) | j \in k, i \in |C|\}, \quad (3)$$

where  $|C|$  is the cardinality. Then, we choose one instance from each class and concatenate them into one prefix  $\tau$ :

$$\hat{x} = \tau \oplus f_{\text{template}}(x), \text{ where} \quad (4)$$

$$\tau = D_1 \oplus \dots \oplus D_{|C|}. \quad (5)$$

In this way, we can avoid atrociously lengthy input, minimizing the computational cost and enhancing the method’s

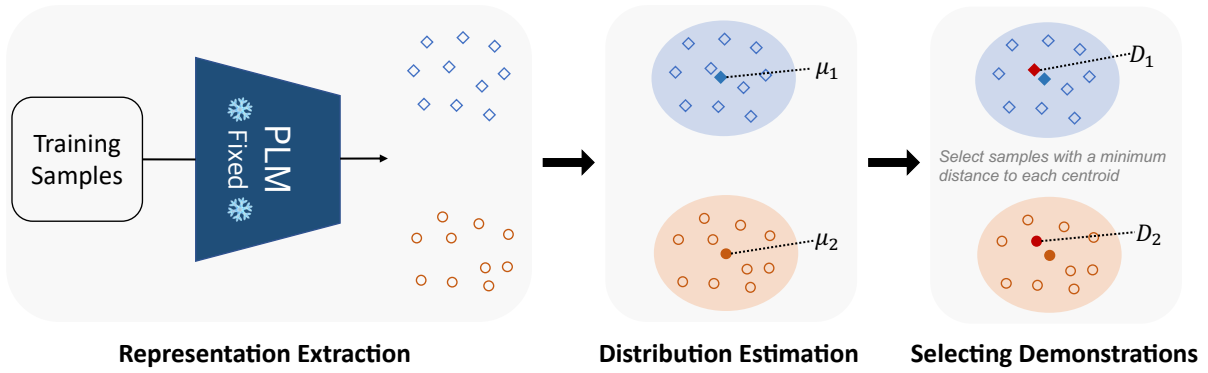


Figure 3: Illustration of selecting demonstrations in PALP-D in binary classification task. We estimate the normal distribution for each class from available training samples and select the closest sample respectively.

scalability. Specifically, while the length of the input in ICL is normally proportional to the total available number of samples, PALP-D is proportional to the number of labels of the task.

Given that PALP-D does not inject complete available training samples, the core is selecting a single meaningful demonstration that can distill PLM sufficient knowledge to comprehend essential signs of the task, such as input-label mapping, label space, or distribution of the input text. We hypothesize that the inputs closest to the centroid of each class label can capture the most representative information for respective classes and extract them as a set of demonstrations  $P = \{D_1, D_2, \dots, D_{|C|}\}$ .

In order to do so, we first estimate the normal distribution for each class label  $\mathcal{N}(\mu_{i \in |C|}, \Sigma_{i \in |C|})$  from the available training inputs and measure the distance between entire training samples and the estimated centroid through Mahalanobis distance:

$$\text{dist}_{\text{Mahal}}(\mathbf{x}, \mu_i; \Sigma_i) = (\mathbf{x} - \mu_i)^\top \Sigma_i^{-1} (\mathbf{x} - \mu_i). \quad (6)$$

Finally, we select samples closest to each class centroid and utilize them as demonstrations  $D_i = \min_{j \in k} (x_j^i, u_i; \Sigma_i)$ . (Figure 3 illustrates the selection of demonstration from available training samples.)

In a few-shot scenario, we randomly permuted the order of available demonstrations  $P$  to construct multiple prefixes  $\hat{\tau}$  in the training phase, where  $\hat{\tau} \sim \sigma(P)$  and  $\sigma(\cdot)$  refers to a random permutation operator. By doing so, we can generate  $|C|!$  different prefixes that can give the effect of data augmentation and alleviate the data-scarcity problem. And in the inference phase or data-abundant setting, we attach a unified prefix  $\tau$  (without random permutation) to the front of the test input to match the format with the training samples.

## Experiments

### Experimental Setup.

**Backbone.** In the following experiments, we adopt GPT-J (Wang and Komatsuzaki 2021) as the main backbone of our experiments, with additional experiments using GPT-2 (Radford et al. 2019).

Task type	Dataset	# Class	# Train	# Test
Single Sentence	SST2	2	67,349	872
	Rotten_tomatoes	2	8,530	1,066
	Offensive	2	19,916	860
	CoLA	2	8,551	1,043
	Stance_atheism	3	461	220
	Emotion	4	3,257	1,421
	AG_news	4	120,000	7,600
	TREC	6	5,452	500
	Banking77	77	10,003	3,080
	CLINC	150	15,000	4,500
Sentence pair	MNLI	3	392,702	9,832
	MRPC	2	3,668	408
	RTE	2	2,490	277
	BoolQ	2	9,427	3,270
	CB	3	250	56

Table 1: Statistics of 15 different datasets used in our experiments.

**Datasets.** To investigate the performance of each method in many different scenarios, we select 15 datasets, as stipulated in Table 1. The selected dataset covers single sentence task to sentence pair tasks, binary to 150 classes (various numbers of class labels), in diverse domains. The detailed list of each dataset and references are covered in Appendix.

**Setting & Reporting Methods.** Our experiments cover both a few-shot setting and full training data setting. As a reporting method, we select currently prevailing linear probing methodologies (i.e., SVM, SLP, LR, GDA, and  $k$ -NN) and their application of PALP. In a few-shot setting, we take a closer look at how the performance of each method changes when the training input is converted into ICL style and compare them with ICL, which is known to yield superior performance in the data-hungry setting. In the full-shot setting, we investigate the performance gap between our method and the *white-box* training method (i.e., accessible to model parameters), such as Adapter (Houlsby et al. 2019) or full fine-tuning, which can be considered upper bound.

**Other details.** We optimized the hyper-parameters of each classification method on SST2 dataset with 4 Tesla V100

GPT-J 4-shot per class													
Method		AG	SST2	Rotten	Stance	Emotion	TREC	CoLA	Offensive	MNLI	RTE	MRPC	AVG
B	k-NN	54.66	51.33	58.67	54.73	33.92	48.84	42.36	49.37	35.09	48.74	64.66	49.31
	LR	66.48	50.25	65.08	58.64	36.89	64.48	50.68	51.72	36.46	49.39	59.02	53.55
	SVM	66.20	50.41	65.91	59.27	36.59	65.92	48.90	48.72	36.02	49.31	61.96	53.56
	SLP	67.88	50.23	65.68	59.45	37.13	66.80	49.13	49.95	36.36	49.24	61.76	53.96
	GDA	66.32	50.41	65.93	58.64	36.88	66.44	48.88	48.72	36.03	49.24	61.96	53.59
T	k-NN	61.88	58.30	65.10	35.27	45.18	51.04	53.02	59.98	36.40	53.14	61.47	52.80
	LR	71.84	62.00	71.73	58.09	50.56	65.56	49.86	59.00	38.73	50.54	60.44	58.03
	SVM	72.08	63.67	71.33	56.27	50.27	66.36	53.08	62.02	37.93	49.60	61.18	58.53
	SLP	73.79	63.58	72.18	57.45	52.71	<u>68.44</u>	<u>58.81</u>	63.07	38.25	49.96	61.57	59.53
	GDA	72.82	64.20	71.33	56.27	52.86	66.00	53.08	62.02	38.13	49.60	61.18	58.86
D	k-NN	75.99	70.16	71.01	49.45	56.95	46.80	55.67	54.56	38.85	51.09	63.86	57.67
	LR	77.92	70.62	80.58	<u>61.27</u>	68.97	65.96	53.83	67.63	<b>40.30</b>	49.00	62.27	63.49
	SVM	77.96	75.46	79.42	55.82	68.91	66.24	55.30	63.75	<u>40.12</u>	51.54	64.76	<u>63.57</u>
	SLP	<u>80.69</u>	<u>77.41</u>	<u>81.01</u>	<b>71.36</b>	<u>70.38</u>	<b>71.92</b>	<b>69.13</b>	<u>72.35</u>	39.41	<u>54.66</u>	<b>71.73</b>	<b>69.10</b>
	GDA	76.08	70.16	68.05	55.91	65.66	63.76	54.42	69.18	39.32	50.53	64.15	61.57
ICL		<b>81.74</b>	<b>91.77</b>	<b>90.45</b>	23.09	<b>72.76</b>	64.00	37.89	<b>73.19</b>	36.04	<b>55.60</b>	<u>68.38</u>	63.17
GPT-J 8-shot per class													
B	k-NN	63.05	50.55	65.42	58.09	36.05	60.16	52.41	52.26	35.69	51.70	59.17	53.14
	LR	74.56	57.50	74.15	65.73	41.90	79.08	52.79	58.47	37.43	51.34	58.97	59.27
	SVM	73.26	57.16	75.87	64.27	42.66	80.12	53.98	57.79	37.43	52.06	59.56	59.47
	SLP	74.72	57.91	75.25	63.82	42.87	80.92	54.34	55.93	37.37	51.05	59.46	59.42
	GDA	74.12	57.16	75.78	63.00	44.31	<b>81.84</b>	53.98	57.79	37.60	52.06	59.56	59.75
T	k-NN	69.65	61.93	65.46	56.45	49.87	62.44	45.29	56.35	38.13	50.90	56.42	55.72
	LR	78.52	69.33	77.04	66.00	59.93	79.04	51.51	59.30	41.24	52.56	63.48	63.45
	SVM	78.39	75.44	77.97	63.36	60.53	81.12	51.98	65.07	40.45	53.07	61.13	64.41
	SLP	79.61	72.80	78.03	66.09	62.36	80.12	52.10	64.37	40.87	52.49	61.67	64.59
	GDA	79.03	75.37	77.90	62.55	62.15	<u>81.68</u>	51.98	65.05	40.90	53.07	61.18	64.62
D	k-NN	79.21	67.98	78.82	49.63	58.31	58.36	50.43	63.26	38.24	51.37	56.94	59.32
	LR	84.12	73.78	85.33	<u>66.55</u>	66.66	69.04	57.20	69.21	42.25	53.43	64.30	66.53
	SVM	83.96	77.10	85.27	64.36	68.32	71.20	55.55	<u>71.65</u>	<b>43.00</b>	<u>53.60</u>	60.82	<u>66.80</u>
	SLP	<b>85.27</b>	<u>78.37</u>	<u>86.75</u>	<b>69.27</b>	<u>69.97</u>	75.76	<b>69.63</b>	71.23	<u>42.30</u>	53.26	<b>71.94</b>	<b>70.34</b>
	GDA	83.05	72.55	83.83	61.18	64.32	68.08	55.02	71.05	42.10	51.42	61.92	64.96
ICL		83.26	<b>91.72</b>	<b>89.72</b>	27.27	<b>73.12</b>	71.60	34.28	<b>73.02</b>	36.62	<b>54.08</b>	<u>68.38</u>	63.92

Table 2: Experimental results of 11 different datasets on GPT-J in 4-shot / 8-shot per class settings. B, T, and D refers to a baseline, PALP-Template, and PALP-Demonstration respectively. For each dataset, the **best method** is in bold and the second best method and is underlined.

SXM2 32GB GPUs and universally utilized them in different settings. (Detailed hyper-parameters and implementations are in the Appendix.) Additionally, we found a manual template for each task where ICL exhibited sound performance and utilized them universally in our methods. (All templates for each task are stipulated in the Appendix.) For stable evaluation, we report the average of 5 different seeds (13, 27, 250, 583, 915) as a model performance and report standard deviations for each task in the Appendix.

### Few-shot Results.

In the few-shot setting, we conducted an experiment based on the number of accessible samples for each task class. For instance, a 4-shot setting in the Sentiment Analysis task with 2 classes (positive and negative) means that a total of 8 samples are accessible, which is analogous to a balanced 8-

shot setting in ICL. Table 2 summarizes the performance of ICL, baseline linear probing methods, and their application of PALP (T and D) in the 4,8-shot setting. Baseline refers to utilizing raw input without modification, which is a conventional supervised learning paradigm. Template (PALP-T) and demonstration (PALP-D) refer to template-based training samples and demonstration-based training samples from our method individually. We now refer to a T for PALP-T and D for PALP-D for short. (Additional results with 16-shot is in the Appendix)

While ICL displays sound performance in various tasks, the baseline linear probing method exhibits poor performance compared to ICL. In sentiment analysis tasks (SST2, rotten tomatoes), the performance of ICL is above 90% only with 4-shot samples per class, whereas the baseline linear probing methodology almost makes arbitrary random deci-

GPT-J Full dataset													
Method		AG	SST2	Rotten	Stance	Emotion	TREC	CoLA	Offensive	MNLI	RTE	MRPC	AVG
B	k-NN	88.87	76.15	84.99	68.64	56.72	91.80	66.73	74.42	43.63	51.26	67.89	70.10
	LR	90.96	91.97	86.96	72.32	72.20	<b>97.60</b>	77.37	73.60	71.07	68.59	75.22	79.81
	SVM	90.34	90.48	88.18	72.27	71.26	96.80	76.13	72.91	67.32	69.68	75.98	79.21
	SLP	90.43	90.88	89.51	75.00	75.40	97.00	77.87	80.69	70.70	70.71	76.44	81.33
	GDA	92.18	92.40	89.49	72.27	72.56	97.00	78.52	74.07	71.07	68.59	74.27	80.22
T	k-NN	89.87	87.61	85.83	66.82	72.55	91.60	66.16	73.84	51.70	57.40	73.04	74.22
	LR	92.58	92.66	88.84	77.73	79.80	96.60	78.81	80.00	76.28	73.65	80.39	83.39
	SVM	90.58	89.45	85.83	75.91	79.52	97.40	75.10	73.84	72.58	71.48	80.39	81.10
	SLP	92.49	93.35	89.87	78.36	81.30	<b>97.60</b>	79.19	82.67	77.41	72.20	82.84	84.30
	GDA	92.36	<u>94.27</u>	90.81	75.46	81.07	97.00	78.91	82.21	75.91	71.84	79.17	83.55
D	k-NN	90.69	91.17	89.96	75.00	73.89	89.40	69.70	77.09	51.54	54.51	72.55	75.95
	LR	92.47	92.73	90.54	77.73	79.73	95.40	80.25	82.79	71.94	76.17	76.96	83.34
	SVM	90.78	91.97	88.37	77.27	76.92	95.60	80.06	75.47	51.38	76.53	76.23	80.05
	SLP	92.58	93.37	<u>91.33</u>	<b>83.51</b>	82.31	94.00	77.31	82.23	76.28	77.62	80.39	84.63
	GDA	92.86	93.00	<u>90.81</u>	73.18	81.66	96.60	79.10	81.16	75.26	77.26	77.70	83.51
Adapter		<b>95.50</b>	<b>95.53</b>	90.26	<u>81.53</u>	<u>83.54</u>	<u>97.41</u>	<b>84.48</b>	<b>84.67</b>	<b>88.84</b>	<u>82.80</u>	<b>88.48</b>	<b>88.46</b>
Fine-tuning		<u>94.80</u>	94.15	<b>91.79</b>	81.25	<b>84.41</b>	97.22	<u>82.34</u>	<u>84.02</u>	<u>87.47</u>	<b>83.33</b>	<u>86.51</u>	<u>87.94</u>

Table 3: Experimental results of 11 different datasets on GPT-J in full datasets settings. B, T, and D refers to a baseline, PALP-Template, and PALP-Demonstration respectively. For each dataset, the **best method** is in bold and the second best method and is underlined.

sions in the same environment (around 50% ~ 60%). However, the performance of ICL quickly saturates and scales poorly with the number of available training samples. And even in some cases, ICL performs worse than arbitrary decisions without understanding the target task at all (e.g., stance, CoLA). Furthermore, if the input length exceeds a certain level, it is infeasible to utilize ICL in the usual way. (See the 16, 32-shot results in the Appendix.) On the other hand, linear probing methods are much more scalable with the number of available samples, revealing stable performance regardless of the dataset. Moreover, their application of PALP boosts performance by a substantial margin minimizing the gap between ICL, especially in most single-sentence tasks. We can obtain around 5% improvement in average from each ablation (appending template and demonstrations) in the 4-shot setting, and some linear probing methods outperform ICL. In general, the most high-performance results were obtained from the SLP among the various linear probing methodologies.

### Full-data Results.

Table 3, 4 display the performance of different methodologies when the training data is fully available. Appending a simple template also displays a significant advantage even in a data-rich scenario, obtaining considerable improvements in accuracy regardless of the methods or the dataset. Notably, the performance of  $k$ -NN increases dramatically with the application of the template (PALP-T), which improved accuracy by 16% on the Emotion dataset.

However, the method of appending demonstration (PALP-D) has more cons than pros in a data-abundant scenario. First, while PALP-D often performs similarly to or bet-

GPT-J Full train dataset					
Method		CLINC	Banking	CB	BoolQ
B	k-NN	74.78	69.06	71.43	63.01
	LR	92.91	89.44	80.36	62.70
	SVM	91.20	89.55	80.36	63.77
	SLP	91.52	89.43	80.35	62.70
	GDA	93.78	89.54	80.36	63.00
T	k-NN	90.42	86.82	78.57	63.55
	LR	95.76	91.17	<b>83.93</b>	63.39
	SVM	96.49	92.52	<b>83.93</b>	64.50
	SLP	95.16	91.58	<b>83.93</b>	<b>66.30</b>
	GDA	<b>96.16</b>	<b>92.79</b>	82.14	64.50

Table 4: ICL cannot be applied to tasks with a large number of classes (i.e., CLINC, Banking) or a lengthy inputs (i.e., CB, BoolQ). While our method inherits similar problem in PALP-D but we can apply PALP-T to linear probing methods. For each dataset, the **best method** is in bold.

ter than PALP-T, they also sometimes yield worse scores than PALP-T, leading to a similar performance on average. Speaking otherwise, PALP-D only makes the input more lengthy and entails much higher inference costs compared to PALP-T in a data-abundant scenario. Moreover, PALP-D is infeasible to be applied to some tasks inheriting the limitations of ICL, as can be seen in Table 4: tasks with a large number of classes (i.e., CLINC, Banking), or tasks with long inputs (i.e., CB, BoolQ).

Nevertheless, PALP greatly minimizes the performance



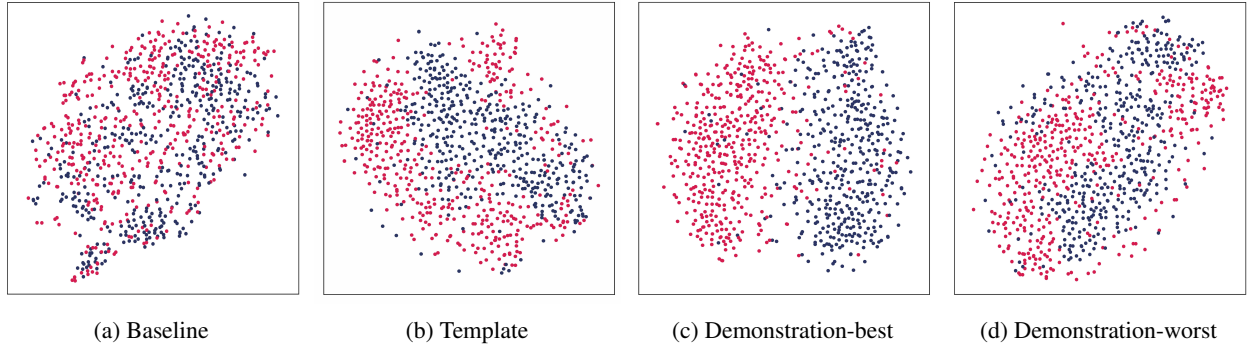


Figure 4:  $t$ -SNE visualization of SST2 representation from GPT-J. Adding understandable prompts to the input can reshape the representation into a more task-specially clustered form without any supervision. Demonstration-best is the representation obtained by attaching the demonstration that showed the best performance, and Demonstration-worst is the opposite.

Acc	Prefix ( $\tau$ )	Visualization
Max (84.86)	Sentence 1: awful movie. \\\Sentiment: negative Sentence 1: soulful , scathing and joyous. \\\Sentiment: positive	Fig. 4c
Min (54.62)	Sentence 1: without any passion. \\\Sentiment: negative Sentence 1: , incoherence and sub-sophomoric. \\\Sentiment: positive	Fig. 4d

Table 5: Best and worst performing example prefixes from SST2.

gap between *white-box* tuning methods, such as Adapter or full fine-tuning, and *black-box* tuning methods, which is around 7% with baseline linear probing methods, while our approach narrows this gap to nearly 4%. In particular, our method outperforms or reaches statistically equivalent performance to *white-box tuning* methods in some tasks, such as rotten tomatoes, TREC, and CLINC.

## Analysis & Ablations

### Application to Small PLM.

In this subsection, we examine our method for relatively small PLM to verify whether our method is transferrable to small language models. Namely, we report the performance of 3 different tasks (sentiment analysis, natural language inference, and multiclass classification) on GPT-2 large (Radford et al. 2019) in a 4-shot per class setting. Table 6 summarizes the performance. Similar to previous experiments, our method mainly shows considerable performance gain on single sentence tasks and relatively small improvement on challenging tasks like sentence pair tasks. To summarize, PALP also benefits smaller language models, unlike ICL, which is known to yield poor performance or be unable to apply them to relatively small language models. However, the performance improvement is less significant with smaller PLMs since our methodology depends solely on the capability of the language model.

### Dataset Visualization.

In this experiment, we visualize the representation space when the differing input pre-processing method is applied to

GPT-2 (Large) 4-shot per class				
Method		SST2	AG	MNLI
B	k-NN	50.34	26.59	33.86
	LR	51.81	46.06	33.22
	SVM	50.99	36.18	34.24
	SLP	49.77	43.56	35.05
	GDA	50.23	28.23	33.87
T	k-NN	53.53	42.49	34.35
	LR	53.23	52.36	32.8
	SVM	51.77	44.10	34.04
	SLP	52.27	43.23	34.97
	GDA	54.91	35.51	33.26
D	k-NN	56.54	63.44	35.93
	LR	58.11	69.87	37.44
	SVM	57.86	<b>70.88</b>	<b>37.84</b>
	SLP	55.02	70.58	37.09
	GDA	<b>58.56</b>	61.78	36.54

Table 6: Results on GPT-2 (Large) in 4-shot per class setting. B, T, and D refers to a baseline, template, and demonstration individually. Our method is transferable to smaller model.

the input. Figure 4 is the result of the  $t$ -SNE visualized representation of the SST2 task on GPT-J. Demonstration-best is the representation obtained by attaching the demonstration that showed the best performance, and Demonstration-worst is the opposite. Table 5 summarizes the precise example of demonstrations and accuracy of the aforementioned best and worst cases.

Consistent with the experimental results, we confirmed that PLM could extract more distinctive representations when appropriate templates or demonstrations are concatenated to the input of interest. The fact that a more meaningful representation can be drawn by applying a template is understandable and quite intuitive, as research has already shown that applying a template can benefit fine-tuning performance (Liu et al. 2021; Schick and Schütze 2021a,b). What is even more intriguing is that adding demonstrations to the front can promote language models to derive a more task-specific and form a more distinguishable representation cluster. While the degree of improvement varies significantly, depending on the selected demonstrations, even concatenating the poorest performing demonstration yields a more clustered representation than the baseline result indicating the language model’s capability to learn from the context of the input (Min et al. 2022b). Although we did not specifically identify which demonstrations were more helpful and which were not, we found that mislabeled demonstrations can hurt the overall quality of the representations. As can be seen in Table 5, the second demonstration of the worst demonstrations is wrongly labeled, where we conjecture is the cause of the poor performance as advocated in a recent study Yoo et al. (2022) that the mapping of input sentence and ground-truth label space can be crucial.

## Related Work

Large language models such as GPT-3 (Brown et al. 2020) and ERNIE 3.0 (Sun et al. 2021) are often released as black-box APIs due to commercial considerations and the potential risk of misuse. Thus, users are unable to train those pre-trained models with the traditional transferring paradigm (i.e., fine-tuning). Even in some cases where the weights of the pre-trained model are accessible (Zhang et al. 2022; Scao et al. 2022), it may not be possible for many researchers to fine-tune those models due to the enormous resource they require. Several studies were proposed to circumvent the aforementioned problems:

### Black-box Tuning.

Black-box tuning is a methodology that makes use of the target model without internal model access (e.g., gradient, middle layer representations, or weights). As such, black-box tuning methods usually train a lightweight discriminator on top of pre-trained models or optimize input prompt in a derivative-free fashion since the gradient of the pre-trained language models is unavailable. Specifically, Diao et al. (2022) utilizes the natural evolution strategy (NES) to find better prompts for black-box models instead of using natural NES to fool the model as in black-box adversarial attacks. Sun et al. (2022) adopted a covariance matrix adaptation evolution strategy to perform optimization in a randomly generated small subspace, which is effective due to the low intrinsic dimensionality of large language models (Aghajanyan, Gupta, and Zettlemoyer 2021; Qin et al. 2021).

### In-Context Learning.

ICL (Brown et al. 2020) is an alternative to the gradient-based tuning method. It is a novel transferring method that derives answers via conditioning appropriate prompts or often concatenating the training data. ICL is drawing explosive interest in the field of NLP due to their strong generalizability among many different tasks, from traditional natural language understanding tasks, including sentiment analysis and natural language inference (Wang et al. 2019b), to extreme ones, such as code generations (Poesia et al. 2022) or mathematical problems (Henighan et al. 2020).

As the underlying mechanism of ICL astonished the NLP field and has reminisced the capability of PLMs, a plethora of works has been proposed to utilize and understand ICL better. Studies include advanced ICL methods maximizing the downstream performance (Zhao et al. 2021; Min et al. 2022a; Holtzman et al. 2021), advanced methods of choosing example data (Liu et al. 2022a; Lu et al. 2022; Rubin, Herzig, and Berant 2022), understanding the limitation of ICL (Liu et al. 2022a; Lu et al. 2022), and understanding the underlying mechanism of ICL (Xie et al. 2022; Reynolds and McDonnell 2021; Min et al. 2022b; Razeghi et al. 2022; Yoo et al. 2022).

## Conclusion

In this paper, we showed that providing task descriptions or demonstrations can enforce PLM to yield more robust representations without additional adaptation of the model weights, allowing them to be used for lightweight linear probing as an alternative to in-context learning. In light of this finding, we proposed prompt-augmented linear probing, where we augmented data representations with ICL-style crafted inputs. Our integrated approach is scalable with the available training data and the size of the language model. PALP obtains comparable results to ICL in the data-hungry scenario and comparable results to fine-tuning in the data-abundant scenario with little training overhead, potentially making PALP a strong alternative in various situations.

In our follow-up study, we will analyze how the additional prompt tokens (e.g., demonstrations or templates) affect the representation quality of the encapsulating input text. We are also interested in the effect of adopting self-supervised learning objectives, such as contrastive learning (Gao, Yao, and Chen 2021), to the shallow layers on top of the language model backbone, which might improve our method further.

## Acknowledgement

This work was mainly supported by SNU-NAVER Hyper-scale AI Center and partially by the Institute of Information & communications Technology Planning & Evaluation (IITP) grant funded by the Korean government (MSIT) No.2020-0-01373, Artificial Intelligence Graduate School Program (Hanyang University), and No.2021-0-01343, Artificial Intelligence Graduate School Program (Seoul National University)]. Lastly, we would like to express gratitude to Kyunghyun Cho and the anonymous reviewers for their precious feedback.



## References

- Aghajanyan, A.; Gupta, S.; and Zettlemoyer, L. 2021. Intrinsic Dimensionality Explains the Effectiveness of Language Model Fine-Tuning. In Zong, C.; Xia, F.; Li, W.; and Navigli, R., eds., *Proceedings of the 59th Annual Meeting of the Association for Computational Linguistics, ACL*.
- Barbieri, F.; Camacho-Collados, J.; Espinosa-Anke, L.; and Neves, L. 2020. TweetEval: Unified Benchmark and Comparative Evaluation for Tweet Classification. In *Proceedings of Findings of EMNLP*.
- Ben-David, E.; Oved, N.; and Reichart, R. 2022. PADA: Example-based Prompt Learning for on-the-fly Adaptation to Unseen Domains. *Transactions of the Association for Computational Linguistics*.
- Brown, T.; Mann, B.; Ryder, N.; Subbiah, M.; Kaplan, J. D.; Dhariwal, P.; Neelakantan, A.; Shyam, P.; Sastry, G.; Askell, A.; et al. 2020. Language models are few-shot learners. *Advances in neural information processing systems*, 33: 1877–1901.
- Casanueva, I.; Temčinas, T.; Gerz, D.; Henderson, M.; and Vulić, I. 2020. Efficient Intent Detection with Dual Sentence Encoders. In *Proceedings of the 2nd Workshop on Natural Language Processing for Conversational AI*.
- Chowdhery, A.; Narang, S.; Devlin, J.; Bosma, M.; Mishra, G.; Roberts, A.; Barham, P.; Chung, H. W.; Sutton, C.; Gehrmann, S.; et al. 2022. Palm: Scaling language modeling with pathways. *arXiv preprint arXiv:2204.02311*.
- Diao, S.; Li, X.; Lin, Y.; Huang, Z.; and Zhang, T. 2022. Black-box prompt learning for pre-trained language models. *arXiv preprint arXiv:2201.08531*.
- Fedus, W.; Zoph, B.; and Shazeer, N. 2022. Switch Transformers: Scaling to Trillion Parameter Models with Simple and Efficient Sparsity. *Journal of Machine Learning Research*, 23(120): 1–39.
- Gao, T.; Yao, X.; and Chen, D. 2021. SimCSE: Simple Contrastive Learning of Sentence Embeddings. In *Proceedings of the 2021 Conference on Empirical Methods in Natural Language Processing*.
- Henighan, T.; Kaplan, J.; Katz, M.; Chen, M.; Hesse, C.; Jackson, J.; Jun, H.; Brown, T. B.; Dhariwal, P.; Gray, S.; et al. 2020. Scaling laws for autoregressive generative modeling. *arXiv preprint arXiv:2010.14701*.
- Hoffmann, J.; Borgeaud, S.; Mensch, A.; Buchatskaya, E.; Cai, T.; Rutherford, E.; Casas, D. d. L.; Hendricks, L. A.; Welbl, J.; Clark, A.; et al. 2022. Training Compute-Optimal Large Language Models. *arXiv preprint arXiv:2203.15556*.
- Holtzman, A.; West, P.; Shwartz, V.; Choi, Y.; and Zettlemoyer, L. 2021. Surface Form Competition: Why the Highest Probability Answer Isn't Always Right. In *Proceedings of the 2021 Conference on Empirical Methods in Natural Language Processing, EMNLP*.
- Houlsby, N.; Giurgiu, A.; Jastrzebski, S.; Morrone, B.; De Laroussilhe, Q.; Gesmundo, A.; Attariyan, M.; and Gelly, S. 2019. Parameter-efficient transfer learning for NLP. In *International Conference on Machine Learning*.
- Kaplan, J.; McCandlish, S.; Henighan, T.; Brown, T. B.; Chess, B.; Child, R.; Gray, S.; Radford, A.; Wu, J.; and Amodei, D. 2020. Scaling Laws for Neural Language Models. *CoRR*.
- Larson, S.; Mahendran, A.; Peper, J. J.; Clarke, C.; Lee, A.; Hill, P.; Kummerfeld, J. K.; Leach, K.; Laurenzano, M. A.; Tang, L.; and Mars, J. 2019. An Evaluation Dataset for Intent Classification and Out-of-Scope Prediction. In Inui, K.; Jiang, J.; Ng, V.; and Wan, X., eds., *Proceedings of the 2019 Conference on Empirical Methods in Natural Language Processing EMNLP*.
- Ledoit, O.; and Wolf, M. 2004. Honey, I shrunk the sample covariance matrix. *The Journal of Portfolio Management*.
- Li, X.; and Roth, D. 2002. Learning Question Classifiers. In *COLING 2002: The 19th International Conference on Computational Linguistics*.
- Liu, J.; Shen, D.; Zhang, Y.; Dolan, B.; Carin, L.; and Chen, W. 2022a. What Makes Good In-Context Examples for GPT-3? In *Proceedings of Deep Learning Inside Out: The 3rd Workshop on Knowledge Extraction and Integration for Deep Learning Architectures, DeeLIO@ACL*.
- Liu, P.; Yuan, W.; Fu, J.; Jiang, Z.; Hayashi, H.; and Neubig, G. 2022b. Pre-Train, Prompt, and Predict: A Systematic Survey of Prompting Methods in Natural Language Processing. *ACM Comput. Surv.*
- Liu, X.; Zheng, Y.; Du, Z.; Ding, M.; Qian, Y.; Yang, Z.; and Tang, J. 2021. GPT Understands, Too. *arXiv preprint arXiv:2103.10385*.
- Loshchilov, I.; and Hutter, F. 2019. Decoupled Weight Decay Regularization. In *7th International Conference on Learning Representations, ICLR*.
- Lu, Y.; Bartolo, M.; Moore, A.; Riedel, S.; and Stenetorp, P. 2022. Fantastically Ordered Prompts and Where to Find Them: Overcoming Few-Shot Prompt Order Sensitivity. In *Proceedings of the 60th Annual Meeting of the Association for Computational Linguistics, ACL*.
- Min, S.; Lewis, M.; Hajishirzi, H.; and Zettlemoyer, L. 2022a. Noisy Channel Language Model Prompting for Few-Shot Text Classification. In *Proceedings of the 60th Annual Meeting of the Association for Computational Linguistics, ACL*.
- Min, S.; Lyu, X.; Holtzman, A.; Artetxe, M.; Lewis, M.; Hajishirzi, H.; and Zettlemoyer, L. 2022b. Rethinking the Role of Demonstrations: What Makes In-Context Learning Work? *Proceedings of the 2020 Conference on Empirical Methods in Natural Language Processing (EMNLP)*.
- Pang, B.; and Lee, L. 2005. Seeing stars: Exploiting class relationships for sentiment categorization with respect to rating scales. In *Proceedings of the ACL*.
- Petroni, F.; Rocktäschel, T.; Riedel, S.; Lewis, P. S. H.; Bakhtin, A.; Wu, Y.; and Miller, A. H. 2019. Language Models as Knowledge Bases? In Inui, K.; Jiang, J.; Ng, V.; and Wan, X., eds., *Proceedings of the 2019 Conference on Empirical Methods in Natural Language Processing, EMNLP*.
- Poesia, G.; Polozov, A.; Le, V.; Tiwari, A.; Soares, G.; Meek, C.; and Gulwani, S. 2022. Synchromesh: Reliable

- Code Generation from Pre-trained Language Models. In *The Tenth International Conference on Learning Representations, ICLR*.
- Qin, Y.; Wang, X.; Su, Y.; Lin, Y.; Ding, N.; Liu, Z.; Li, J.; Hou, L.; Li, P.; Sun, M.; et al. 2021. Exploring low-dimensional intrinsic task subspace via prompt tuning. *arXiv preprint arXiv:2110.07867*.
- Radford, A.; Wu, J.; Child, R.; Luan, D.; Amodei, D.; Sutskever, I.; et al. 2019. Language models are unsupervised multitask learners. *OpenAI blog*, 1(8): 9.
- Rajbhandari, S.; Rasley, J.; Ruwase, O.; and He, Y. 2020. Zero: Memory optimizations toward training trillion parameter models. In *SC20: International Conference for High Performance Computing, Networking, Storage and Analysis*, 1–16. IEEE.
- Razeghi, Y.; Logan IV, R. L.; Gardner, M.; and Singh, S. 2022. Impact of pretraining term frequencies on few-shot reasoning. *arXiv preprint arXiv:2202.07206*.
- Reynolds, L.; and McDonell, K. 2021. Prompt programming for large language models: Beyond the few-shot paradigm. In *Extended Abstracts of the 2021 CHI Conference on Human Factors in Computing Systems*, 1–7.
- Rubin, O.; Herzig, J.; and Berant, J. 2022. Learning To Retrieve Prompts for In-Context Learning. In *Proceedings of the 2022 Conference of the North American Chapter of the Association for Computational Linguistics, NAACL*.
- Scao, T. L.; Fan, A.; Akiki, C.; Pavlick, E.; Ilić, S.; Hesslow, D.; Castagné, R.; Luccioni, A. S.; Yvon, F.; Gallé, M.; et al. 2022. BLOOM: A 176B-Parameter Open-Access Multilingual Language Model. *arXiv preprint arXiv:2211.05100*.
- Schick, T.; and Schütze, H. 2021a. Exploiting Cloze-Questions for Few-Shot Text Classification and Natural Language Inference. In Merlo, P.; Tiedemann, J.; and Tsarfaty, R., eds., *Proceedings of the 16th Conference of the European Chapter of the Association for Computational Linguistics, EACL*.
- Schick, T.; and Schütze, H. 2021b. It’s Not Just Size That Matters: Small Language Models Are Also Few-Shot Learners. In *Proceedings of the 2021 Conference of the North American Chapter of the Association for Computational Linguistics, NAACL*.
- Shwartz, V.; West, P.; Le Bras, R.; Bhagavatula, C.; and Choi, Y. 2020. Unsupervised Commonsense Question Answering with Self-Talk. In *Proceedings of the 2020 Conference on Empirical Methods in Natural Language Processing (EMNLP)*, 4615–4629.
- Sun, T.; Shao, Y.; Qian, H.; Huang, X.; and Qiu, X. 2022. Black-Box Tuning for Language-Model-as-a-Service. In Chaudhuri, K.; Jegelka, S.; Song, L.; Szepesvári, C.; Niu, G.; and Sabato, S., eds., *International Conference on Machine Learning, ICML*.
- Sun, Y.; Wang, S.; Feng, S.; Ding, S.; Pang, C.; Shang, J.; Liu, J.; Chen, X.; Zhao, Y.; Lu, Y.; et al. 2021. Ernie 3.0: Large-scale knowledge enhanced pre-training for language understanding and generation. *arXiv preprint arXiv:2107.02137*.
- Vaswani, A.; Shazeer, N.; Parmar, N.; Uszkoreit, J.; Jones, L.; Gomez, A. N.; Kaiser, Ł.; and Polosukhin, I. 2017. Attention is all you need. In *Advances in neural information processing systems*, 5998–6008.
- Wang, A.; Pruksachatkun, Y.; Nangia, N.; Singh, A.; Michael, J.; Hill, F.; Levy, O.; and Bowman, S. 2019a. SuperGlue: A stickier benchmark for general-purpose language understanding systems. *Advances in neural information processing systems*.
- Wang, A.; Singh, A.; Michael, J.; Hill, F.; Levy, O.; and Bowman, S. 2019b. GLUE: A Multi-Task Benchmark and Analysis Platform for Natural Language Understanding. In *7th International Conference on Learning Representations, ICLR*.
- Wang, B.; and Komatsuzaki, A. 2021. GPT-J-6B: A 6 Billion Parameter Autoregressive Language Model. <https://github.com/kingoflolz/mesh-transformer-jax>.
- Xie, S. M.; Raghunathan, A.; Liang, P.; and Ma, T. 2022. An Explanation of In-context Learning as Implicit Bayesian Inference. In *The Tenth International Conference on Learning Representations, ICLR*.
- Yoo, K. M.; Kim, J.; Kim, H. J.; Cho, H.; Jo, H.; Lee, S.-W.; Lee, S.-g.; and Kim, T. 2022. Ground-Truth Labels Matter: A Deeper Look into Input-Label Demonstrations. *Proceedings of the 2020 Conference on Empirical Methods in Natural Language Processing (EMNLP)*.
- Zhang, S.; Roller, S.; Goyal, N.; Artetxe, M.; Chen, M.; Chen, S.; Dewan, C.; Diab, M.; Li, X.; Lin, X. V.; et al. 2022. Opt: Open pre-trained transformer language models. *arXiv preprint arXiv:2205.01068*.
- Zhang, X.; Zhao, J. J.; and LeCun, Y. 2015. Character-level Convolutional Networks for Text Classification. In *NIPS*.
- Zhao, Z.; Wallace, E.; Feng, S.; Klein, D.; and Singh, S. 2021. Calibrate Before Use: Improving Few-shot Performance of Language Models. In Meila, M.; and Zhang, T., eds., *Proceedings of the 38th International Conference on Machine Learning, ICML*.

## Method Description & Implementation Details

This section describes the specific implementation and hyper-parameters of each model used in the experiment.

- ***k*-Nearest Neighbors (*k*-NN)** : the *k*-NN is a non-parametric supervised learning method that outputs a class membership by assigning the most common class label among its *k* nearest neighbors. Specifically, we set *k* to 3 and leverage euclidean distance to select nearest samples.
- **Support Vector Machine (SVM)** : The goal of SVM is to find the hyperplane that separates the group of data points  $x_i$  with *maximum-margin*:

$$w^T h - b = 0,$$

where  $w$  is the normal vector to the hyperplane. We trained SVM with linear kernel (linear) and used squared hinge loss.

- **Logistic Regression (LR)** : LR is a statistical model that models the probability of each class by having the combination of log-odds from independent features:

$$p(y|h) = \text{Ber}(y|\sigma(w^T h + b)),$$

where  $\sigma$  is the sigmoid activation,  $w$  and  $b$  refers to weights and bias. Then probability of input  $h$  belonging to class  $y = 1$  can be written as follows:

$$p(y = 1|h) = \sigma(a),$$

where  $\text{Ber}$  is bernoulli distribution,  $a = w^T h + b$  usually termed as *logit* which is combination of log odds from variables.

- **Single layer perceptron (SLP)** : SLP is a single-layer version of neural network, which we commonly use in machine learning literature:

$$p(y|x) = \text{softmax}(w\sigma(h) + b),$$

where  $\sigma$  refers to a activation function. To train SLP, we used ReLU activation, cross entropy loss, Adam optimizer with learning rate 15e-5. For the training batch size, we set it to 2 for few-shot setting, and 16 for full-training dataset.

- **Gaussian discriminative analysis (GDA)** : GDA is a generative classification methods, unlike other probing methods mentioned above. Generative classifiers classify the given input via Bayes rule, while discriminative classifier directly models the class posterior:

$$p(y = c|h; \theta) = \frac{p(h|y = c; \theta)p(y = c; \theta)}{\sum_{c^* \in |C|} p(h|y = c^*; \theta)p(y = c^*; \theta)}. \quad (7)$$

Formally, they estimate posterior from the class likelihood  $p(h|y = c; \theta)$  and prior distribution  $p(y = c; \theta)$ . Then GDA compute the most probable class label as follows :

$$\begin{aligned} \hat{y}(h) &= \underset{i^*}{\operatorname{argmax}} \log p(y = i^*|h). \\ &= \underset{i^*}{\operatorname{argmin}} (h = \mu_c)^T \Sigma^{-1} (h - \mu_c) \end{aligned} \quad (8)$$

Meaning GDA classifies new input with the label  $i^*$  which has closest Mahalanobis distance (i.e.,  $(h - \mu_c)^T \Sigma^{-1} (h - \mu_c)$ ). We estimate tied (shared) covariance  $\Sigma$  of GDA with Ledoit-wolf shrinkage method (Ledoit and Wolf 2004).

- **In-Context Learning (ICL)**: In-context learning (ICL) is a training-free paradigm that attempts to generate the desired output by guiding the model with a few examples of the target task (i.e., demonstrations) plus a set of templates tailored for the task. Formal descriptions are in the main paper. Template, and verbalizer for each task are in Table 7. Specifically, if only input comes as an input  $f_{\text{template}}(x_i)$  the label is left blank, and when a label also comes as a pair  $f_{\text{template}}(x_i, y_i)$ , a verbalizer transforms label into a natural language label. (Templates are color coded in red and verbalizers are color coded in blue.) Verbalizer for some tasks (i.e., CLINC, BANKING, BoolQ, CB) are not defined as are not viable through ICL, since they are too long (BoolQ, CB), or has too many classes (CLINC, BANKING). These tasks are used in the PALP-T method that applies only templates without attaching demonstrations.

- **Fine-tuning & Adapter**: Fine-tuning and Adapter are representative *white-box tuning* methodologies. The training process is analogous to SLP which utilize cross-entropy loss with gradient-descent.

For fine-tuning, we used AdamW (Loshchilov and Hutter 2019) optimizer with epsilon 1e-5, weight decay 0.1, and set batch size to 8. Additionally, we used deepspeed (Rajbhandari et al. 2020) to train models. Specifically, we used ZeRO2 with cpu offload on a 240GB RAM CPU. In this setting, fine-tuning GPT-J on CLINC150 full dataset takes about 7.1 GPU hours per epoch.

For adapter we utilize baseline adapter proposed in Houlsby et al. (2019) with additional 1% of the backbone PLM. We used AdamW (Loshchilov and Hutter 2019) optimizer with epsilon 1e-5, weight decay 0.1, and set batch size to 8.

## Datasets in Details

We utilized 15 different datasets ranging from binary tasks to multi-class classification tasks in single sentence task and sentence pair tasks in various domains as follows: SST2, CoLA, MRPC, RTE, and MNLI datasets from GLUE benchmark (Wang et al. 2019b), BoolQ, and CB datasets from SuperGLUE (Wang et al. 2019a), stance\_atheism, and emotion datasets from tweet eval (Barbieri et al. 2020), and AGnews (Zhang, Zhao, and LeCun 2015), Rotten tomatoes (Pang and Lee 2005), TREC (Li and Roth 2002), CLINC (Larson et al. 2019), and Banking77 (Casanueva et al. 2020) datasets.

## Additional Experimental Results

This section reports performance results on additional shots (8-shot, 16-shot) and standard deviation for each methodology. If the task cannot be solved due to length limitation, it is marked within the Table.

Task type	Dataset	Template
Single	SST2	Sentence 1: [sent1]\nSentiment: [positive / negative]
	Rotten.Tomatoes	Sentence 1: [sent1]\nSentiment: [positive / negative]
	Offensive	Sentence 1: [sent1]\nSentiment: [non-offensive / offensive]
	CoLA	Sentence 1: [sent1]\nSentiment: [correct / wrong]
	Stance_atheism	Sentence 1: [sent1] Label: [none / against / favor]
	Emotion	Sentence 1: [sent1]\nSentiment: [anger / joy / optimism / sadness]
	AGnews	Sentence 1: [sent1]\nSentiment: [World / Sports / Business / Technology]
	TREC	Sentence 1: [sent1]\nLabel: [Description / Entity / Expression / Human / Number / Location]
	Banking 77	Sentence 1: [sent1] Label: []
	CLINC 150	Sentence 1: [sent1]\nLabel: []
Pair	mnli	Sentence 1: [sent1]\nSentence 2: [sent2]\nLabel: [True / Neither / False]
	MRPC	Sentence 1: [sent1]\nSentence 2: [sent2]\nLabel: [True / False]
	RTE	Premise: [sent1]\nHypothesis: [sent2]\nLabel: [True / False]
	BoolQ	Premise: [sent1]\nHypothesis: [sent2]\nLabel: []
	CB	Premise: [sent1]\nHypothesis: [sent2]\nLabel: []

Table 7: A list of template and verbalizer for each dataset.

GPT-J 4-shot per class													
Method		AG	SST-2	RT	Stance	Emotion	TREC	CoLA	Offensive	MNLI	RTE	MRPC	AVG
B	k-NN	54.66 ±7.5	51.33 ±3.5	58.67 ±6.9	54.73 ±9.8	33.92 ±2.6	48.84 ±7	42.36 ±8.3	49.37 ±13.9	35.09 ±1.4	48.74 ±2.9	64.66 ±1.2	49.31
	LR	66.48 ±2.7	50.25 ±1.1	65.08 ±8.4	58.64 ±4.2	36.89 ±2.6	64.48 ±7.9	50.68 ±10.6	51.72 ±9.5	36.46 ±1.9	49.39 ±3.9	59.02 ±3.9	53.55
	SVM	66.20 ±2.5	50.41 ±1.2	65.91 ±8.6	59.27 ±4.3	36.59 ±2.4	65.92 ±5.9	48.90 ±9.6	48.72 ±7	36.02 ±1.7	49.31 ±4.2	61.96 ±2.5	53.56
	SLP	67.88 ±3.1	50.23 ±1.4	65.68 ±9	59.45 ±2.9	37.13 ±3.9	66.80 ±6	49.13 ±9.9	49.95 ±5.9	36.36 ±2	49.24 ±3.8	61.76 ±2.2	53.96
	GDA	66.32 ±2.9	50.41 ±1.2	65.93 ±8.6	58.64 ±4.1	36.88 ±2.4	66.44 ±7	48.88 ±9.6	48.72 ±7	36.03 ±1.8	49.24 ±4.3	61.96 ±2.5	53.59
T	k-NN	61.88 ±4.1	58.30 ±8.0	65.10 ±8.2	35.27 ±8.6	45.18 ±2.6	51.04 ±8.5	53.02 ±6.9	59.98 ±6	36.40 ±1.9	53.14 ±3.9	61.47 ±11.3	52.80
	LR	71.84 ±2.2	62.00 ±9.6	71.73 ±8.6	58.09 ±7.2	50.56 ±5.8	65.56 ±6.54	49.86 ±1.6	59.00 ±9.8	38.73 ±3.4	50.54 ±3.5	60.44 ±7.4	58.03
	SVM	72.08 ±2.1	63.67 ±8	71.33 ±9	56.27 ±7.8	50.27 ±4.2	66.36 ±8.9	53.08 ±2.4	62.02 ±10.1	37.93 ±3.3	49.60 ±3.9	61.18 ±8.2	58.53
	SLP	73.79 ±2.6	63.58 ±8.5	72.18 ±9.3	57.45 ±6.8	52.71 ±5.9	68.44 ±7.5	53.81 ±1.6	63.07 ±7.4	38.25 ±3.4	49.96 ±3.3	61.57 ±7.1	59.53
	GDA	72.82 ±2.2	64.20 ±7.5	71.33 ±9	56.27 ±7.8	52.86 ±5.2	66.00 ±9.2	53.08 ±2.4	62.02 ±10.1	38.13 ±3.4	49.60 ±3.9	61.18 ±8.2	58.86
D	k-NN	75.99 ±5.6	70.16 ±7.7	71.01 ±12.3	49.45 ±12.9	56.95 ±6.0	46.80 ±6.3	55.67 ±10.9	54.56 ±6.0	38.85 ±2.2	51.09 ±5.1	63.86 ±9.4	57.67
	LR	77.92 ±4.6	70.62 ±12.2	80.58 ±6.2	61.27 ±11.0	68.97 ±4.3	65.96 ±6.9	53.83 ±8.5	67.63 ±6.9	<b>40.30</b> ±4.0	49.00 ±3.3	62.27 ±9.5	63.49
	SVM	77.96 ±4.6	75.46 ±10.0	79.42 ±7.5	55.82 ±10.5	68.91 ±3.7	66.24 ±7.0	55.30 ±7.4	63.75 ±3.3	40.12 ±2.9	51.54 ±6.0	64.76 ±7.9	63.57
	SLP	80.69 ±4.5	77.41 ±11.5	81.01 ±7.6	<b>71.36</b> ±6.8	70.38 ±3.6	<b>71.92</b> ±6.1	<b>69.13</b> ±9.6	72.35 ±10.8	39.41 ±2.9	54.66 ±2.7	<b>71.73</b> ±2.6	<b>69.1</b>
	GDA	76.08 ±5.3	70.16 ±8.6	68.05 ±8.2	55.91 ±14.5	65.66 ±5.0	63.76 ±5.8	54.42 ±5.2	69.18 ±3.6	39.32 ±2.4	50.53 ±5.0	64.15 ±6.8	61.57
ICL		<b>81.74</b> ±2.0	<b>91.77</b> ±0.8	<b>90.45</b> ±0.6	23.09 ±13.8	<b>72.76</b> ±7.4	64.00 ±4.6	37.89 ±14.2	<b>73.19</b> ±1.0	36.04 ±0.4	<b>55.60</b> ±1.4	68.38 ±0.2	63.17

Table 8: Experimental results on GPT-J in 4-shot per class settings. B, T, and D refers to a baseline, template, and demonstration individually. - means the case where ICL could not leverage full samples due to the length limitation. For each dataset, the **best method** is in bold.

GPT-J 8-shot per class													
Method		AG	SST-2	RT	Stance	Emotion	TREC	CoLA	Offensive	MNLI	RTE	MRPC	AVG
B	k-NN	63.05 ±3.4	50.55 ±2.0	65.42 ±5.2	58.09 ±8.4	36.05 ±1.1	60.16 ±5.6	52.41 ±7.5	52.26 ±17.0z	35.69 ±0.5	51.7 ±3.0	59.17 ±10.3	53.14
	LR	74.56 ±1.7	57.50 ±4.5	74.15 ±5.2	65.73 ±3.5	41.90 ±2.7	79.08 ±3.5	52.79 ±5.0	58.47 ±6.5	37.43 ±1.0	51.34 ±2.6	58.97 ±3.9	59.27
	SVM	73.26 ±2.4	57.16 ±4.8	75.87 ±4.8	64.27 ±2.1	42.66 ±2.6	80.12 ±2.9	53.98 ±4.0	57.79 ±7.4	37.43 ±0.8	52.06 ±2.3	59.56 ±2.7	59.47
	SLP	74.72 ±2.4	57.91 ±4.6	75.25 ±5.1	63.82 ±3.2	42.87 ±3.5	80.92 ±2.4	54.34 ±3.7	55.93 ±6.6	37.37 ±0.9	51.05 ±2.1	59.46 ±2.8	59.42
	GDA	74.12 ±2.5	57.16 ±4.8	75.78 ±4.8	63.00 ±2.0	44.31 ±3.1	81.84 ±2.1	53.98 ±4.0	57.79 ±7.4	37.6 ±0.8	52.06 ±2.3	59.56 ±2.7	59.75
	T	k-NN	69.65 ±3.7	61.93 ±6.9	65.46 ±4.9	56.45 ±4.1	49.87 ±4.8	62.44 ±5.7	45.29 ±5.0	56.35 ±3.6	38.13 ±1.4	50.90 ±2.4	56.42 ±12.5
LR		78.52 ±1.5	69.33 ±7.2	77.04 ±5.0	66.00 ±4.3	59.93 ±7.4	79.04 ±5.4	51.51 ±3.3	59.30 ±8.3	41.24 ±1.9	52.56 ±3.0	63.48 ±6.2	63.45
SVM		78.39 ±1.8	75.44 ±9.1	77.97 ±5.6	63.36 ±4.4	60.53 ±6.7	81.12 ±4.0	51.98 ±2.6	65.07 ±8.9	40.45 ±1.9	53.07 ±3.2	61.13 ±6.5	64.41
SLP		79.61 ±1.7	72.80 ±8.6	78.03 ±5.4	66.09 ±3.8	62.36 ±6.8	80.12 ±4.6	52.10 ±2.6	64.37 ±7.8	40.87 ±1.9	52.49 ±2.8	61.67 ±6.2	64.59
GDA		79.03 ±2.2	75.37 ±9.3	77.90 ±5.6	62.55 ±4.0	62.15 ±6.3	81.68 ±3.5	51.98 ±2.6	65.05 ±9.2	40.9 ±2.2	53.07 ±3.2	61.18 ±6.5	64.62
D		k-NN	79.21 ±5.0	67.98 ±8.9	78.82 ±5.0	49.63 ±8.2	58.31 ±3.6	58.36 ±5.1	50.43 ±11.3	63.26 ±5.2	38.24 ±2.4	51.37 ±2.9	56.94 ±11.1
	LR	84.12 ±2.4	73.78 ±16.6	85.33 ±1.3	66.55 ±6.6	66.66 ±5.2	69.04 ±4.6	57.20 ±6.7	69.21 ±4.4	42.25 ±2.2	53.43 ±6.3	64.30 ±6.6	66.53
	SVM	83.96 ±2.3	77.10 ±12.9	85.27 ±2.0	64.36 ±8.3	68.32 ±4.3	71.20 ±4.9	55.55 ±5.6	71.65 ±3.9	43.00 ±2.7	53.60 ±6.0	60.82 ±12.4	66.80
	SLP	85.27 ±2.1	78.37 ±8.2	86.75 ±1.8	69.27 ±7.2	69.97 ±4.8	75.76 ±4.5	75.76 ±0.3	69.63 ±7.9	71.23 ±3.1	42.30 ±2.3	53.26 ±2.7	70.34
	GDA	83.05 ±3.1	72.55 ±8.5	83.83 ±1.7	61.18 ±17.2	64.32 ±8.2	68.08 ±5.3	55.02 ±5.6	71.05 ±4.8	42.10 ±2.1	51.42 ±3.1	61.92 ±10.8	64.96
	ICL		83.26 ±2.7	91.72 ±3.6	89.72 ±1.0	27.27 ±15.1	73.12 ±5.1	71.60 ±1.4	34.28 ±2.6	73.02 ±1.2	36.62 ±1.1	54.08 ±1.0	68.38 ±0.0

Table 9: Experimental results on GPT-J in 8-shot per class settings. B, T, and D refers to a baseline, template, and demonstration individually. - means the case where ICL could not leverage full samples due to the length limitation. For each dataset, the **best method** is in bold.

GPT-J 16-shot per class													
Method		AG	SST-2	RT	Stance	Emotion	TREC	CoLA	Offensive	MNLI	RTE	MRPC	AVG
B	k-NN	69.6	52.75	66.94	63.27	40.37	70.92	49.72	61.7	35.75	53	58.87	55.33
		±2.3	±2.9	±4.3	±2.8	±5.4	±2.0	±8.0	±10.5	±0.9	±3.1	±5.9	
	LR	80.36	63.62	78.86	67.36	50.13	81.92	56.8	63.95	39.04	55.74	59.46	61.69
		±2.0	±2.5	±4.1	±3.9	±3.3	±3.4	±5.9	±8.5	±1.7	±2.4	±5.6	
	SVM	80.16	63.51	81.14	66.09	49.33	84.96	55.55	62.49	39.29	55.74	58.04	61.61
		±2.1	±5.0	±3.7	±3.2	±4.1	±1.8	±6.2	±9.7	±2.1	±2.5	±5.2	
SLP	81.15	62.8	80.94	67.91	50.54	84.92	55.57	62.77	39.43	<b>56.46</b>	58.53	61.99	
	±2.0	±4.3	±3.8	±5.1	±4.9	±2.1	±5.9	±7.9	±1.9	±3.2	±4.7		
	GDA	81.47	63.56	80.92	65.55	51.61	<b>87.28</b>	55.76	62.51	39.46	55.60	57.84	62.01
±1.9		±5.0	±3.6	±3.3	±4.1	±1.8	±6.3	±9.6	±1.8	±2.6	±4.9		
T	k-NN	74.25	76.28	74.54	59.73	57.21	68.44	46.67	58.6	38.07	51.99	<b>67.25</b>	59.88
		±1.7	±5.0	±3.7	±4.2	±3.8	±4.9	±6.9	±4.0	±2.5	±1.7	±2.8	
	LR	80.9	83.1	79.55	<b>70.73</b>	67.22	83.2	54.78	68.95	42.73	56.61	64.85	67.17
		±0.9	±2.8	±4.5	±1.5	±4.0	±3.2	±2.9	±8.3	±2.1	±1.7	±6.2	
	SVM	82.3	83.97	80.86	67.73	67.01	85.4	55.36	67.98	<b>44.15</b>	55.96	65.78	67.42
		±1.4	±3.1	±3.2	±2.4	±3.6	±2.3	±2.9	±8.9	±2.7	±2.5	±4.8	
	SLP	83.11	84.54	81.29	69.73	<b>69.02</b>	84.72	<b>56.84</b>	<b>72.97</b>	44.13	56.25	66.23	<b>68.57</b>
		±1.0	±2.7	±3.4	±2.1	±3.5	±2.8	±6.3	±2.5	±2.6	±2.2	±4.5	
	GDA	<b>83.63</b>	83.83	80.69	67.55	67.04	86	55.46	67.84	44.48	56.17	66.13	67.52
±0.9		±3.1	±3.1	±2.5	±4.2	±2.5	±2.9	±8.9	±2.4	±2.9	±4.8		
ICL		-	<b>93.65</b>	<b>90.8</b>	23.73	-	76.16	40.25	72.95	-	-	-	-
		-	±0.7	±1.5	±3.5	-	±3.0	±8.0	±0.5	-	-	-	

Table 10: Experimental results on GPT-J in 16-shot per class settings. B, T refers to a baseline, template, and demonstration individually. - means the case where ICL could not leverage full samples due to the length limitation. For each dataset, the **best method** is in bold.