

# Inference for Non-Stationary Heavy Tailed Time Series

Fumiya Akashi<sup>1</sup>, Konstantinos Fokianos<sup>2</sup>, and Junichi Hirukawa<sup>3</sup>

<sup>1</sup>University of Tokyo

<sup>2</sup>University of Cyprus

<sup>3</sup>Niigata University

Email: <sup>1</sup>akashi@e.u-tokyo.ac.jp, <sup>2</sup>fokianos@ucy.ac.cy, <sup>3</sup>hirukawa@math.sc.niigata-u.ac.jp

Submitted: 7th July 2024

## Abstract

We consider the problem of inference for linear autoregressive heavy tailed non-stationary time series. Using the framework of time-varying infinite order moving average processes we show that there exists a suitable local approximation to a non-stationary heavy tailed process by a stationary process with heavy tails. This enables us to introduce a local approximation-based estimator which estimates consistently time-varying parameters of the model at hand. In addition, we study a robust self-weighting approach that enables proving the asymptotic normality of the estimator without necessarily assuming finite variance for the underlying process. A multiplier bootstrap methodology is suggested for obtaining a consistent estimator of the variance for this new estimator. In addition, we give an approximate expression for its bias. Empirical evidence favoring this approach is provided.

**Keywords:** non-stationarity, infinite variance processes, local regression, least absolute deviation estimator, bias.

# 1 Introduction

Statistical theory for time series analysis is based on the crucial assumption of stationarity which supports development of appropriate asymptotic theory. It is well understood now that the assumption of stationarity is often unrealistic and is not applicable to real data problems originating from finance, neuroscience or environmental studies, to mention a few. Non-stationarity is observed in several ways. For example, a simple time series plot might reveal significant fluctuations due to periodicity and/or external factors that influence the observations. From a theoretical perspective, lack of stationarity poses important issues associated with model identification and prediction. Furthermore, asymptotic analysis is unsupported because any future information of the process does not necessarily provide knowledge about its current state. These problems persist in applications. Especially after fitting an autoregressive model to data, the variance of residuals might be infinite.

The goal of this work is to develop properties and inference for non-stationary processes with heavy-tailed innovations. An appropriate time series framework for this development is given by the notion of local stationarity, as introduced by Dahlhaus (1996). This framework has inspired several works which have advanced theory and methodology for non-stationary time series but under the assumption of finite variance for the innovation sequence. To the best of our knowledge, the important case of locally stationary processes with an infinite variance innovation sequence has been neglected in the literature. In this contribution, we fill this gap by introducing an infinite order time-varying moving average (MA) process with heavy-tailed innovations whose coefficients change smoothly over time.

## 1.1 Related work

There exists a vast literature on models for heavy-tailed time series; see Embrechts et al. (1997), Resnick (2007) and Kulik and Soulier (2020) for comprehensive reviews. In the context of AR models with heavy-tailed innovations, Davis and Resnick (1985, 1986) established the limiting distribution of the least squares estimator (LSE). Using point processes techniques, these authors proved that the LSE converges weakly to a ratio of two stable random variables with the rate  $n^{1/\alpha}L(n)$ , where  $L(\cdot)$  is a slowly varying function,  $n$  is the sample size and  $\alpha \in (0, 2)$  is the tail index of the innovation sequence. Moreover, Davis et al. (1992) developed asymptotic theory for  $M$  and least absolute deviation estimators (LADE) by proving that they converge weakly to the minimum of a stochastic process. The complicated form of the limiting distribution motivated Ling (2005) to introduce a self-weighted LADE and prove its asymptotic normality; see also Pan et al. (2007) who study the self-weighted LADE to the case of infinite variance autoregressive moving average (ARMA) models and show that the resulting estimators are asymptotically normally distributed. In fact, various weighting schemes have been proposed over the years to bypass issues associated with heavy tailed data. All this methodology provides appropriate choices which give consistent estimators for the regression parameters and their respective asymptotic covariance matrix. Some further recent related work on ARMA models with unspecified heavy-tailed heteroscedastic noise is given by Zhu and Ling (2015). Additional work on self-weighting has been reported by Akashi

(2017); Akashi et al. (2018), among others. This idea will be employed in the framework of locally stationary processes which is a paradigm of non-stationary processes.

The multitude of data structures observed in applications makes the generalization of stationarity to non-stationarity implausible. The first attempt to deal with this problem was given by Priestley (1965) who considered processes whose characteristics are changing slowly over time and developed the theory of “evolutionary spectra”; for more see Priestley (1988). However, such an approach does not support asymptotic theory, which is needed for studying estimation in this context. Other early approaches include the works by Granger and Hatanaka (1964) and Tjøstheim (1976). To apply asymptotic results to non-stationary processes, Dahlhaus, in a series of contributions, introduced an appropriate theoretical framework, based on the concept of local stationarity (see, for example, Dahlhaus (1996, 1997, 2000)). The definition of local stationarity relies on the existence of a time-varying spectral representation (Dahlhaus (1996)). Such representation though does not hold in the case we study. Basically, local stationarity means that a process, over short periods, behaves “approximately” as a stationary process; see Dahlhaus (2012) who gives an excellent and detailed overview of locally stationary processes.

Locally stationary models have been mainly studied within a parametric context where by utilizing smooth time-varying models; see Dahlhaus and Subba Rao (2006) who analyze a class of ARCH (AR conditionally heteroscedastic) models with time-varying coefficients. Besides developing appropriate stability conditions, these authors have proposed kernel-based quasi-maximum likelihood estimation methods for non-parametric estimation of time-varying parameters. Related works include that of Fryzlewicz et al. (2008) who study a kernel-based normalized LSE, Hafner and Linton (2010) who provide estimation theory for a multivariate GARCH model with a time-varying unconditional variance and Truquet (2017) who develops semiparametric inference for time-varying ARCH models. Nonlinear autoregressive models with time-varying coefficient have been studied in detail by Vogt (2012), see also Truquet (2019) for locally stationary Markov models and Bardet et al. (2022) for infinite-memory time series models. A diffusion process with a time-dependent drift and diffusion function is investigated in Koo and Linton (2012) and Deléamont and La Vecchia (2019) study M-estimation method for locally stationary diffusions observed at discrete time-points.

Additional references for locally stationary time series include the works by Neumann and Von Sachs (1997), Nason et al. (2000), Ombao et al. (2002), Sakiyama and Taniguchi (2004), Davis et al. (2006), Zhou and Wu (2009), Dette et al. (2011), Zhou (2014), Giraud et al. (2015), Zhang (2015), Wu and Zhou (2017), Moysiadis and Fokianos (2017), Dette et al. (2019) among others. The paper by Dahlhaus et al. (2019) provides general theory for locally stationary processes by studying in detail the stationary approximation and its derivative; see also Dahlhaus and Giraitis (1998) and Richter and Dahlhaus (2019) for works related the problem of bandwidth selection.

## 1.2 Contribution and outline

Section 2 introduces time-varying  $MA(\infty)$  models with heavy-tailed innovations and states the necessary assumptions for local approximation of such processes. One of the main results of this

section is given by Proposition 1 which provides a local approximation of a time-varying process by a stationary process. An additional approximation is proved which is instrumental for implementing the weighting scheme for estimation. Finally, Proposition 2 shows the existence of tvARMA models with heavy tailed innovations. Section 3 focuses on tvAR( $p$ ) models and develops estimation of the regression coefficients. Using the self-weighted scheme—which is a key idea in this study—and local polynomial regression, Theorem 1 shows that the proposed method of estimation provides an asymptotically normally distributed estimator. The proofs of these results are based on Lemmas A-2 and A-3 which eventually imply that the proposed estimator converges weakly to the minimum of a stochastic process. In addition, we propose a multiplier bootstrap methodology which provides a consistent estimator of the asymptotic variance of the estimator obtained by Theorem 1; see Theorem 2. Section 4 is devoted explicitly to the calculation of the bias for the proposed estimation method. The expansion of the objective function involves highly complicated terms so Proposition 3 shows that we can approximate it by another objective function which provides a basis to quantify the bias of the proposed estimator. An exact statement is given by Theorem 3. The paper concludes with a limited simulation study and a data analysis example; see Sections 5 and 6. Finally, the Appendix contains the proofs of results proved throughout the paper.

**Notation** Throughout this paper,  $0_k$ ,  $O_{k \times l}$  and  $I_k$  denote, respectively, a  $k$ -dimensional zero vector, a  $k \times l$ -dimensional zero matrix and a  $k$ -dimensional identity matrix. The set of all integers, positive integers and real numbers are denoted by  $\mathbb{Z}$ ,  $\mathbb{N}$  and  $\mathbb{R}$ , respectively. The notation  $\mathbb{N}_0$  denotes the set of non-negative integers. For any sequence of random vectors  $\{A(t) : t \in \mathbb{Z}\}$ ,  $A(t) \xrightarrow{p} A$  and  $A(t) \xrightarrow{d} A$  denote the convergence to a random (or constant) vector  $A$  in probability and law, respectively. The transpose and the conjugate transpose of any matrix  $M$  are denoted by  $M^\top$  and  $M^*$ , respectively. For any vector  $x$ , its Euclidean norm is denoted by  $\|x\|$  and for any matrix  $M$ , we define  $\|M\| = \sqrt{\text{tr}(M^\top M)}$ .  $[x]$  denotes the integer part of a real number  $x$ . The notation  $\text{sign}(x)$  represents the sign function.

## 2 Local stationary approximation of time-varying MA( $\infty$ ) models with heavy-tailed innovations

We define a linear time-varying model with heavy-tailed innovations. We study its local stationary approximation, in the sense of Dahlhaus (1997, 2000), by showing that there exists a class of stationary linear MA( $\infty$ ), in some neighborhood of a fixed time point which is, in some sense, close to the non-stationary process. This new result, does not guarantee thorough study of non-parametric estimation methods when applied to data with heavy-tailed innovations. Therefore a novel approximation is additionally proved. Though some assumptions used next are in the spirit of previous contributions, the methodology we employ is novel and deals with heavy-tailed processes. In what follows, we call a function  $L : (0, \infty) \rightarrow (0, \infty)$  slowly varying if  $\lim_{s \rightarrow \infty} L(sx)/L(s) = 1$  for all  $x > 0$ . we assume that

**Assumption 1.** (i)  $\{\epsilon_t : t \in \mathbb{Z}\}$  is a sequence of i.i.d. random variables;

(ii) there exists  $\alpha \in (0, 2)$  and a slowly varying function  $L(x)$  such that  $P(|\epsilon_t| > x) = x^{-\alpha}L(x)$ ;

(iii) the median of  $\epsilon_t$  is zero.

It is well known that, if  $\{c_j : j \in \mathbb{N}\}$  is a sequence of real numbers satisfying  $\sum_{j=0}^{\infty} |c_j|^\delta < \infty$ , for some  $\delta \in (0, \min\{1, \alpha\})$ , then Assumption 1 (i) and (ii) implies that the series  $A_t := \sum_{j=0}^{\infty} c_j |\epsilon_{t-j}|$  exists a.e. (see Cline (1983), Davis and Resnick (1986)). This fact will be used several times. For example, we bound higher-order terms of the expansion of some statistics by employing  $\sum_{t=p+1}^n A_t$ . Calculation of the stochastic order of  $\sum_{t=p+1}^n A_t$  relies on Theorem 4.1 of Davis and Resnick (1985). Note also that the condition (1.2) of Davis and Resnick (1985) is automatically satisfied for  $Z_t = |\epsilon_t|$ . On the other hand, Assumption 1 (iii) provides asymptotic unbiasedness of the estimator. Following Dahlhaus (1997, 2000), define a non-stationary linear process by

$$Y_{t,T} = \sum_{j=0}^{\infty} \psi_{j,t,T} \epsilon_{t-j}, \quad (1)$$

where  $\{\epsilon_t : t \in \mathbb{Z}\}$  is a process satisfying Assumption 1. We call the sequence of stochastic process  $\{Y_{t,T} : t = 1, \dots, T\}$  defined by (1), a time-varying MA( $\infty$ ) process with heavy-tailed innovations. Suitable assumptions for the time-varying functions  $(\psi_{j,t,T})$  will be given below to ensure that (1) is well-defined. Initially, we show that (1) is approximated by the stationary process

$$Y_t(u) = \sum_{j=0}^{\infty} \psi_j(u) \epsilon_{t-j}, \quad (2)$$

for each  $u \in (0, 1)$  such that  $|t/T - u| < T^{-1}$  and  $\psi_j(\cdot)$  are suitable functions defined on  $[0, 1]$  and taking values in  $\mathbb{R}$ . This implies that the processes  $Y_{t,T}$  and  $Y_t(u)$  behave similarly provided that  $t/T$  is close to  $u$  and the approximation should depend on  $T$  and  $|t/T - u|$ . This construction allows rescaling the time-varying parameters  $\psi_{j,t,T}$  to the unit interval  $[0, 1]$  assuming that there exist functions  $\psi_j(\cdot) : [0, 1] \rightarrow \mathbb{R}$  such that  $\psi_{j,t,T} \approx \psi_j(t/T)$ , in some sense. The reasons for the rescaling are described in detail, e.g. in (Dahlhaus, 2012, Sec.2). To prove the validity of the local approximation we assume the following conditions.

**Assumption 2.** There exists a sequence  $\{l_j : j \in \mathbb{N}_0\}$  such that  $\sum_{j=0}^{\infty} (l_j^{-1})^\delta < \infty$  for some  $\delta \in (0, \min\{1, \alpha\})$ , where  $\alpha$  has been defined in Assumption 1. Moreover,  $\{\psi_{j,t,T} : j \in \mathbb{N}_0, t = 1, \dots, T\}$  and  $\{\psi_j(u) : j \in \mathbb{N}_0\}$  satisfy the followings conditions: (i)  $\sup_{t=1, \dots, T} |\psi_{j,t,T}| \leq C_0/l_j$ ,  $|\psi_j(u)| \leq C_0/l_j$ ; (ii)  $\sup_{t=1, \dots, T} |\psi_{j,t,T} - \psi_j(t/T)| \leq C_0/(Tl_j)$ ;  $|\psi_j(u) - \psi_j(v)| \leq C_0|u - v|/l_j$ , where  $C_0$  is a positive constant which does not depend of  $T$ .

To develop estimation, we further study a non-stationary *self-weighting* process defined by  $w_{t-1,T} := g(X_{t-1,T})$ , where  $g : \mathbb{R}^p \rightarrow \mathbb{R}^+$  is a positive, measurable function of  $X_{t-1,T}$  defined as  $X_{t-1,T} = (Y_{t-1,T}, \dots, Y_{t-p,T})^\top$ . Analogously, let us denote by  $w_{t-1}(u) := g(X_{t-1}(u))$ , where we set  $X_{t-1}(u) = (Y_{t-1}(u), \dots, Y_{t-p}(u))^\top$  its corresponding stationary approximation, assuming that

it exists. Given a suitable weight function  $g(\cdot)$ , we implement non-parametric estimation of a regression model by downweighting unusual observations; see also Ling (2005). We assume that the function  $g(\cdot)$  satisfies the following assumption:

**Assumption 3.**  $g : \mathbb{R}^p \rightarrow \mathbb{R}^+$  is a positive and measurable function that satisfies  $M := \sup_{x \in \mathbb{R}^p} [g(x) (1 + \|x\|^3) + \|g'(x)\| (\|x\| + \|x\|^2)] < \infty$ .

We give some examples of weight functions  $g(\cdot)$  satisfying Assumption 3. In what follows, suppose that  $x \in \mathbb{R}^p$ .

**Example 1.** Define

$$g(x) := \frac{1}{(1 + c\|x\|^2)^{3/2}}, \quad (3)$$

where  $c$  is some positive constant. This weight function was proposed by Ling (2005) and it holds that  $g(x) \leq 1$  for all  $x$ . As  $\|x\| \rightarrow \infty$ , we obtain the approximation  $g(x) \sim (\sqrt{c}\|x\|)^{-3}$ . Then,  $g(x)\|x\|^3$  is bounded by a finite constant uniformly in  $x \in \mathbb{R}^p$ . It is also easy to see that  $\|g'(x)\|(\|x\| + \|x\|^2)$  is bounded by a constant uniformly in  $x \in \mathbb{R}^p$ . Hence Assumption 3 is satisfied.

**Example 2.** A natural example of weight function is given by the indicator function  $\mathbb{I}(\|x\| < c)$  where  $c$  is some positive constant. Clearly, this weight function does not satisfy Assumption 3 because it is not differentiable at the point  $x$  with  $\|x\| = c$ . Redefine the indicator functions by employing their smooth versions. Let

$$g(x) := J(c - \|x\|), \quad (4)$$

where

$$J(u) = \begin{cases} 0 & (u \leq -1) \\ -0.25u^3 + 0.75u + 0.5 & (-1 < u \leq 1) \\ 1 & (1 < u) \end{cases}$$

and  $c$  is a finite constant. Obviously, this weight function satisfies Assumption 3. Several other examples are given by Ling (2005) and Pan et al. (2007); see Section 5 for an additional example provided by the weight function (12).

The main result of this section is the following proposition whose proof is postponed to the appendix.

**Proposition 1.** 1. Suppose that Assumptions 1 and 2 hold true for  $u = u_0 \in (0, 1)$ . Assume that  $\{Y_{t,T} : t = 1, \dots, T\}$  is a time-varying MA( $\infty$ ) process defined by (1) and let  $\{Y_t(u) : t = 1, \dots, T\}$  be defined as in (2). Then both processes are well defined and if  $t$  satisfies  $|t/T - u_0| < T^{-1}$ , then

$$|Y_{t,T} - Y_t(u_0)| \leq C_0 \left( \left| \frac{t}{T} - u_0 \right| + \frac{1}{T} \right) \sum_{j=0}^{\infty} \frac{1}{l_j} |\epsilon_{t-j}|.$$

2. In addition, suppose that Assumption 3 holds. Then, if  $\{w_{t-1,T}\}$  and  $\{w_{t-1}(u_0)\}$  are defined as above, then for  $t$  satisfying  $|t/T - u_0| < T^{-1}$ ,

$$\|w_{t-1,T}X_{t-1,T} - w_{t-1}(u_0)X_{t-1}(u_0)\| \leq \left(\left|\frac{t}{T} - u_0\right| + \frac{1}{T}\right) 2C_0M \sum_{i=1}^p \sum_{j=0}^{\infty} \frac{1}{l_j} |\epsilon_{t-i-j}|.$$

The last result of this Section proves the link between the non-stationary model (1) and time-varying ARMA (tvARMA) process; see Dahlhaus and Polonik (2009, Prop. 2.4) and Giraud et al. (2015). Following the discussion of Dahlhaus and Polonik (2009), tvARMA models can be represented in terms of the non-stationary process (1) but they cannot be expressed in the form of “ $Y_{t,T} = \sum_{j=0}^{\infty} \psi_j(t/T)\epsilon_{t-j}$ ”. For example, consider tvAR(1) model  $Y_{t,T} = \beta_1(t/T)Y_{t-1,T} + \epsilon_t$  with  $\sup_{u \in [0,1]} |\beta_1(u)| < 1$ . By following Dahlhaus and Polonik (2009) and Brockwell and Davis (1991, Proposition 13.3.1) with Assumptions 1 and 2, we have a representation

$$Y_{t,T} = \sum_{l=0}^{\infty} \left( \prod_{k=0}^{l-1} \beta_1\left(\frac{t-k}{T}\right) \right) \epsilon_{t-l}, \quad (5)$$

and the coefficient  $\psi_{l,t,T} = \prod_{k=0}^{l-1} \beta_1((t-k)/T)$  can not be represented in the form of  $\psi_j(t/T)$ . In other words,  $Y_{t,T}$  is not exactly represented as the right hand side of (2) in general, but is approximated by a stationary process  $Y_t(u)$  in a certain sense. To prove the result we employ again Assumption 1.

**Proposition 2.** Suppose that  $\{\epsilon_t : t \in \mathbb{Z}\}$  satisfies Assumption 1. Consider the tvARMA model defined by

$$Y_{t,T} = \sum_{j=1}^p \beta_j\left(\frac{t}{T}\right) Y_{t-j,T} + \sum_{k=0}^q \gamma_k\left(\frac{t}{T}\right) \epsilon_{t-k},$$

where  $\gamma_0(u) = 1$  and for  $u < 0$ ,  $\beta_j(u) = \beta_j(0)$  for  $j = 1, 2, \dots, p$  and  $\gamma_k(u) = \gamma_k(0)$ ,  $k = 1, 2, \dots, q$ . Suppose that all functions  $\beta_j(\cdot)$  and  $\gamma_k(\cdot)$  are Lipschitz and  $\sum_{j=0}^p \beta_j(u)z^j \neq 0$  for all  $u$  and  $0 < |z| \leq 1 + \delta$  for a positive  $\delta$ . Then there exists solution of the form (1) which satisfies the conditions of Assumption 2.

### 3 Estimation for tvAR( $p$ ) models with heavy-tailed innovations

In what follows, we assume that the observed time series data  $\{Y_{1,T}, \dots, Y_{t,T}\}$  is generated by the following tvAR( $p$ ) model

$$Y_{t,T} = \sum_{j=1}^p \beta_j\left(\frac{t}{T}\right) Y_{t-j,T} + \epsilon_t, \quad (6)$$

where  $\{\epsilon_t\}$  is a sequence of iid random variables satisfying Assumption 1. Based on Proposition 2, the model (6) admits the invertible MA( $\infty$ ) representation (1). In this section we construct and study estimators for the unknown coefficient function  $\{\beta_j(\cdot), j = 1, \dots, p\}$  under the above setup

by appealing to the methodology of local regression; see Fan and Yao (2003), for instance. To take into account effects of heavy-tailed innovations we utilize a weighted approach that effectively eliminates unusual observations and makes consistent estimation possible even under heavy-tailed innovations.

### 3.1 Local regression estimator

Set  $\beta(\cdot) = (\beta_1(\cdot), \dots, \beta_p(\cdot))^\top$  and define the residual process  $e_{t-1,T}(\beta) := Y_{t,T} - \beta^\top X_{t-1,T}$  ( $t = p+1, \dots, T$ ), and consider *local Self-Weighted Least Absolute Deviation Estimator (LSWLDE)* at  $u = u_0$  defined as

$$\hat{\beta}_T(u_0) := \arg \min_{\beta} \sum_{t=p+1}^T K_h(t - \lfloor u_0 T \rfloor) w_{t-1,T} |e_{t-1,T}(\beta)|, \quad (7)$$

by utilizing the self-weight function defined by  $w_{t-1,T} := g(X_{t-1,T})$  as explained in Section 2. Furthermore  $K_h(t - \lfloor u_0 T \rfloor) = h^{-1} K((t - \lfloor u_0 T \rfloor)/(Th))$  with  $K(\cdot)$  being a kernel function,  $h$  is a bandwidth parameter, which converges to zero as  $T \rightarrow \infty$ . The weights are introduced to reduce the effect of unusual observations which can be of substantial order when the errors follow a heavy-tailed distribution. We will see that this particular weighting scheme yields consistent estimators for the regression parameters and their respective asymptotic covariance matrix. If  $w_{t-1,T} \equiv 1$ , then (7) is simply a version of least absolute deviation estimator (see Davis and Dunsmuir (1997)) but for locally stationary processes; see Hall et al. (2002). Additionally, when  $w_{t-1,T} \equiv 1$ , (7) is simply the smooth conditional likelihood approximation to the case of conditionally Laplace distributed time series.

### 3.2 Asymptotic inference

We derive the limit distribution of the LSWLDE  $\hat{\beta}_T(u_0)$  defined by (7). We will make some additional assumptions. The following conditions are mild and used to establish large-sample behavior of non-parametric estimators.

**Assumption 4.** Suppose that

$$\frac{h}{T} a_{\lfloor Th \rfloor}^2 \rightarrow 0 \text{ and } Th^3 b_{\lfloor Th \rfloor}^2 \rightarrow 0,$$

where  $a_n$  and  $b_n$  ( $n \in \mathbb{N}$ ) are sequences of positive real numbers defined as  $a_n := \inf \{x : P(|\epsilon_1| > x) \leq 1/n\}$  and  $b_n := \mathbb{E}[|\epsilon_1| \mathbb{I}(|\epsilon_1| \leq a_n)]$  ( $n \in \mathbb{N}$ ).

Assumption 4 is required to make a suitable approximation of the objective function obtained by the non-stationary data by the corresponding objective function based on their stationary version. This is a mild assumption and it is easy to see that is satisfied when  $\epsilon_1$  follows, for example, the standard Cauchy distribution. In this case, a simple calculation shows that

$$a_n = \frac{2n}{\pi} + o(n) \quad \text{and} \quad b_n = \frac{\log(1 + a_n^2)}{\pi}.$$



Assumption 4 is fulfilled if  $Th^3(\log(Th))^2 \rightarrow 0$ . In this case, a sufficient conditions for  $h$  is  $\limsup_{T \rightarrow \infty} Th^\delta < \infty$  for some  $\delta \in (1, 3)$ .

More generally, suppose that there exists finite positive constants  $K, c_1$  and  $c_2$  such that the function  $L$  in Assumption 1 satisfies  $0 < c_1 \leq L(x) \leq c_2 < \infty$  for all  $x \geq K$ . Then, for sufficiently large  $n$ , it can be shown that  $c'_1 n^{1/\alpha} \leq a_n \leq c'_2 n^{1/\alpha}$ , where  $c'_1$  and  $c'_2$  are finite absolute constants. Thus,  $a_n$  is of order  $n^{1/\alpha}$ . Hence, the first condition of Assumption 4 is equivalent to

$$\frac{h}{T}(Th)^{2/\alpha} = T^{2/\alpha-1}h^{2/\alpha+1} \rightarrow 0.$$

If  $0 < \alpha < 2$ , then  $h$  should be of the order  $o(1/T^{(2-\alpha)/(2+\alpha)})$ , where the exponent  $(2-\alpha)/(2+\alpha)$  belongs to the interval  $(0, 1)$ . To derive the order of  $b_n$ , we consider an additional structure of the model. Suppose that the density function of  $\epsilon_t$  is given by

$$f(y) = \begin{cases} g_\alpha(y) & (|y| \leq K) \\ l_\alpha(y)|y|^{-\alpha-1} & (|y| > K) \end{cases},$$

where  $g_\alpha$  and  $l_\alpha$  are chosen so that  $f$  satisfies the properties of a density function, and assume that there exist finite positive constants  $c_3$  and  $c_4$  such that  $c_3 \leq l_\alpha(x) \leq c_4$  for all  $|y| > K$ . This construction includes the Cauchy distribution with  $\alpha = 1$ ,  $l_\alpha(x) := x^2/(\pi(1+x^2))$ ,  $K = 1$ ,  $c_3 = 1/(2\pi)$  and  $c_4 = 1$ . In this case, for sufficient large  $n$ , some simple calculations yield that the order of  $b_n$  is  $O(1)$  ( $\alpha > 1$ ),  $O(\log n)$  ( $\alpha = 1$ ) and  $O(n^{1-\alpha})$  ( $0 < \alpha < 1$ ). In summary,  $h$  should satisfy the following conditions in this model.

- If  $1 < \alpha < 2$ , then  $Th^3 \rightarrow 0$ .
- If  $\alpha = 1$ , then  $(Th^3)^{1/2} \log(Th) \rightarrow 0$ . A sufficient conditions for this to hold is  $\limsup_{T \rightarrow \infty} Th^\delta < \infty$  for some  $\delta \in (1, 3)$ .
- If  $0 < \alpha < 1$ , then  $Th^{(2+\alpha)/(2-\alpha)}, Th^{(5-2\alpha)/(3-2\alpha)} \rightarrow 0$ . Since  $(2+\alpha)/(2-\alpha) < (5-2\alpha)/(3-2\alpha)$ , the condition is  $Th^{(2+\alpha)/(2-\alpha)} \rightarrow 0$  suffices, where  $(2+\alpha)/(2-\alpha) \in (1, 3)$ .

**Assumption 5.** (i) The density function  $f$  of  $\epsilon_1$  satisfies  $f(0) > 0$  and  $\sup_s \{|f'(s)| + f(s)\} < \infty$ ; (ii) The matrices  $\Sigma(u) := \mathbb{E}[w_{t-1}(u)X_{t-1}(u)X_{t-1}^\top(u)]$  and  $\Omega(u) := \mathbb{E}[w_{t-1}^2(u)X_{t-1}(u)X_{t-1}^\top(u)]$  are non-singular; (iii) The kernel function  $K$  is symmetric about zero, bounded and  $K(x) = 0$  for  $|x| > C_K$  with some  $C_K < \infty$ ; (iv)  $\kappa_2 := \int_{-C_K}^{C_K} K^2(v)dv > 0$ .

**Remark 1.** Recall that in what follows, the error sequence  $\{\epsilon_t\}$  consists of iid random variables satisfying Assumption 1. Using our techniques, in combination with the work by Knight (1991, p. 200 and p. 209) it is possible to extend Theorem 1 to the case of martingale difference errors. Then Assumption 5(i) can be still employed but by assuming that  $f$  is the conditional density of  $\epsilon_t$  given the past.

**Theorem 1.** Consider the tvAR( $p$ ) process defined by (6). Suppose further that Assumptions 1–5 hold true for  $u = u_0$  and that the bandwidth parameter  $h$  satisfies  $Th \rightarrow \infty$ ,  $Th^3 \rightarrow 0$  as  $T \rightarrow \infty$ . Then,

$$\sqrt{Th} \left[ \hat{\beta}_T(u_0) - \beta(u_0) \right] \xrightarrow{d} N \left( 0_p, \frac{\kappa_2}{4f(0)^2} \Sigma^{-1}(u_0) \Omega(u_0) \Sigma^{-1}(u_0) \right). \quad (8)$$

The result shows the validity of the local normal approximation. A more refined result which quantifies the bias of  $\hat{\beta}_T(u_0)$  will be given in the next Section. Theorem 1 generalizes Ling (2005, Thm.1) and Pan et al. (2007, Thm. 2) in the framework of locally stationary processes with suitable weight functions. Its proof is postponed to the Appendix.

Closing this section, we mention that Theorem 1 provides pointwise asymptotic results. It is interesting to extend this work by showing uniform convergence of the estimators and develop associated testing theory. This will be reported elsewhere.

### 3.3 Bootstrap estimator of asymptotic variance

The asymptotic variance of the SWLADE contains the unknown quantities  $\Sigma(u_0)$ ,  $\Omega(u_0)$  and  $f^2(0)$ . The first two matrices are estimated by their sample analogue; that is, if we define

$$\hat{V}_T^{(j)} := \frac{1}{Th} \sum_{t=p+1}^T K \left( \frac{t - \lfloor u_0 T \rfloor}{Th} \right) w_{t-1,T}^j X_{t-1,T} X_{t-1,T}^\top,$$

then  $\hat{V}_T^{(1)}$  and  $\hat{V}_T^{(2)}$  are, respectively, the consistent estimators of  $\Sigma(u_0)$  and  $\Omega(u_0)$ . However, a kernel density estimator for  $f(0)$  is still needed and this requires an additional tuning parameter. To avoid such complicated procedure, we apply the multiplier bootstrap as in Zhu and Ling (2015). Define

$$\hat{\beta}_T^*(u_0) := \arg \min_{\beta} \sum_{t=p+1}^T z_t K_h(t - \lfloor u_0 T \rfloor) w_{t-1,T} |e_{t-1,T}(\beta)|, \quad (9)$$

where  $\{z_t : t = p+1, \dots, T\}$  is a sequence of i.i.d. random variables with unit mean and variance. Repeating this minimization for  $M$  times with independently drawn  $\{z_t : t = p+1, \dots, T\}$ , we obtain  $M$ -bootstrap estimators  $\hat{\beta}_T^{*(1)}(u_0), \dots, \hat{\beta}_T^{*(M)}(u_0)$ . By using these replicated statistic, we can construct, for example, a confidence region for  $\beta(u_0)$ . On the other hand, by a user-specified  $q \times p$  matrix  $R$  and  $q \times 1$  vector  $c$ , the Wald test statistic for the null hypothesis  $H : R\beta_0 = c$  is defined as

$$W_n := (R\hat{\beta}_T(u_0) - c)^\top (R\hat{V}_{T,M}R^\top)^{-1} (R\hat{\beta}_T(u_0) - c),$$

where  $\hat{V}_{T,M}$  is the sample covariance matrix of  $\hat{\beta}_T^{*(1)}(u_0), \dots, \hat{\beta}_T^{*(M)}(u_0)$ . Under the null hypothesis  $H$ , it holds that  $W_n \xrightarrow{d} \chi_q^2$ . The validity of these procedures is guaranteed by the following theorem.

**Theorem 2.** Suppose that all assumptions in Theorem 1 hold. In addition, suppose that  $a_n$  in Assumption 4 satisfies  $ha_{\lfloor Th \rfloor} \rightarrow 0$ . Then, conditional on  $Y_1(u_0), \dots, Y_T(u_0)$ , it holds that

$$\sqrt{Th} \left( \hat{\beta}_T^*(u_0) - \hat{\beta}_T(u_0) \right) \xrightarrow{d} N \left( 0_p, \frac{\kappa_2}{4f(0)^2} \Sigma^{-1}(u_0) \Omega(u_0) \Sigma^{-1}(u_0) \right) \quad (T \rightarrow \infty).$$

**Remark 2.** In the Cauchy case, the additional condition for  $a_n$  is equivalent to  $Th^2 \rightarrow 0$ .

**Remark 3.** The block bootstrap (Kunsch, 1989; Politis and Romano, 1994) and the dependent wild bootstrap (Shao, 2010) are well known resampling methods applied to time series data. For infinite variance models, Cavaliere et al. (2016) proposed a sieve-based bootstrap method. In general, these methods are designed for stationary processes and might not reproduce the time-varying structure of nonstationary observations. To the best of our knowledge, there is no result of any time series resampling method related to time-varying coefficient models. The multiplier bootstrap estimator incorporates the local information by the kernel function, and the proposed method works for both stationary and non-stationary models.

## 4 On the bias of LSWLADE

In this section, we study the bias of the LSWLADE. It is well known that calculation of the bias of nonparametric estimators determines their mean square error. We approximate the bias by a quasi-LSWLADE as we explain next and develop an approach for estimating its bias. The bias of the original LSWLADE, in the setup we study, is too complex to be evaluated analytically. Only the order of some higher-order terms corresponding to the bias can be evaluated from above, and it seems challenging to derive the constant part. Especially, the rate of the optimal bandwidth  $T^{-1/3}$  (in this case the order of bias of the original LSWLADE and the quasi-LSWLADE become same) does not meet our assumptions. Therefore, we focus on evaluating the bias term of the quasi-LSWLADE which can be calculated. This allows us to perform partial bias correction.

### 4.1 The quasi local self-weighted least absolute deviations estimator (quasi-LSWLADE)

We define the function

$$L_T(u_0; v) = \sum_{t=p+1}^T K\left(\frac{t - \lfloor u_0 T \rfloor}{Th}\right) w_{t-1, T} \left\{ \left| \epsilon_t - \frac{1}{\sqrt{Th}} v^\top X_{t-1, T} \right| - |\epsilon_t| \right\}. \quad (10)$$

Then, it is shown that the LSWLADE, defined by (7), satisfies

$$\sqrt{Th}(\hat{\beta}_T(u_0) - \beta(u_0)) = \hat{v}_T(u_0),$$

where  $\hat{v}_T(u_0)$  is the minimizer of (10). The expansion of  $L_T(u_0; v)$ , defined by (10), contains terms which are difficult to handle; in fact such terms are quite complex to be analyzed and their order is larger than the bias of the quasi-SWLADE which behaves as  $\sqrt{Th}h^2$ , provided  $Th^3 \rightarrow 0$ . Therefore we study the following approximate objective function given by

$$\tilde{L}_T(u_0; v) := \sum_{t=p+1}^T K\left(\frac{t - t_0}{Th}\right) w_{t-1} \left(\frac{t}{T}\right) \left[ -\frac{1}{\sqrt{Th}} v^\top X_{t-1} \left(\frac{t}{T}\right) \text{sign}(\epsilon_t) + \frac{f(0)}{Th} \left\{ \tilde{v}_{t, T}(u_0)^\top X_{t-1} \left(\frac{t}{T}\right) \right\}^2 \right],$$

where  $\tilde{v}_{t,T}(u_0) := [v - \sqrt{Th}\{\beta(t/T) - \beta(u_0)\}]$ . The difference between the objective functions is quantified by the following Lemma whose proof is postponed to the Appendix. In addition we postulate the following assumption which implies weak dependence between all processes considered. This condition is imposed to handle all possible terms found in the bias terms, in a uniform way. Some examples of such terms that satisfying this assumption are given in the appendix, where we impose this assumption on  $\text{Cov}\left(w_{t_1-1}(u_0) X_{t_1-1}(u_0) X_{t_1-1}^T(u_0), w_{t_2-1}(u_0) X_{t_2-1}(u_0) X_{t_2-1}^T(u_0)\right)$  for the proof of (A-26) and on  $\text{Cov}\left(c_t^{(2)}(u_0), c_{t+s}^{(2)}(u_0)\right)$  for the proof of (A-28), with  $c_t^{(2)}(u_0)$ , which appears in the proof of (A-27), has a complicated form. This assumption is satisfied if we use a weight function with compact support.

**Assumption 6.** Define  $W_{t-1} := g(X_{t-1}(u_0)) + g'(X_{t-1}(u_0)) + g''(X_{t-1}(u_0))$ ,

$$l_{t-1} := X_{t-1}(u_0) + \frac{\partial X_{t-1}(u_0)}{\partial u} + \frac{\partial^2 X_{t-1}(u_0)}{\partial u^2},$$

and  $f_{t-1} := W_{t-1}\{\text{diag}(l_{t-1}) + l_{t-1}l_{t-1}^\top\}^2$ . Then, the  $(i, j)$ th component  $f_{t-1}^{(i,j)}$  of  $f_{t-1}$  satisfies

$$\sum_{s=-\infty}^{\infty} \left| \text{Cov}\left(f_{t-1}^{(i,j)}, f_{t+s-1}^{(i,j)}\right) \right| < \infty$$

for all  $i, j \in \{1, \dots, p\}$  and the derivatives of the process  $\{X_t(u_0)\}$  are defined in section 4.2.

**Proposition 3.** Under assumptions 1-6, we have that

$$L_T(u_0; v) - \tilde{L}_T(u_0; v) = O_p\left(\frac{1}{\sqrt{Th}} + h\right) = O_p\left(\sqrt{Th}h^2\left(\frac{1}{Th^3} + \frac{1}{\sqrt{Th}^3}\right)\right).$$

Define  $\hat{v}_T^Q(u_0) := \arg \min_v \tilde{L}_T(u_0; v)$ , and set  $\hat{\beta}_T^Q(u_0)$  by the equation

$$\hat{v}_T^Q(u_0) = \sqrt{Th} \left\{ \hat{\beta}_T^Q(u_0) - \beta(u_0) \right\}. \quad (11)$$

We call  $\hat{\beta}_T^Q(u_0)$  the quasi-LSWLAD for obvious reasons. We will show in Theorem 3 that  $\hat{\beta}_T^Q(u_0)$  has the same limiting distribution as  $\hat{\beta}_T(u_0)$ . However the proof delivers the desired bias of quasi-LSWLAD. There exists a difference between  $\hat{v}_T(u_0)$  and  $\hat{v}_T^Q(u_0)$  but Proposition 3 quantifies this and enables calculation of complicated higher order terms.

## 4.2 Derivative process

In the following, we consider the stationary approximation of the tvAR( $p$ ) model (6), i.e.

$$Y_t(u) = \sum_{j=1}^p \beta_j(u) Y_{t-j}(u) + \epsilon_t := \beta(u)^\top X_{t-1}(u) + \epsilon_t,$$

where  $\beta(u) = (\beta_1(u), \dots, \beta_p(u))^\top$  and  $X_{t-1}(u) = (Y_{t-1}(u), \dots, Y_{t-p}(u))^\top$ , and its expansion (see also Dahlhaus and Subba Rao (2006))

$$Y_t(s) = Y_t(u) + (s - u) \frac{\partial Y_t(u)}{\partial u} + \frac{(s - u)^2}{2} \frac{\partial^2 Y_t(u)}{\partial u^2} + \frac{(s - u)^3}{6} \frac{\partial^3 Y_t(u)}{\partial u^3},$$

where  $\bar{u} \in (s, u)$ . It is interesting to note that the derivative processes fulfill the equations

$$\begin{aligned}\frac{\partial Y_t(u)}{\partial u} &= \left( \frac{\partial \beta(u)}{\partial u} \right)^\top X_{t-1}(u) + \beta(u)^\top \frac{\partial X_{t-1}(u)}{\partial u}, \\ \frac{\partial^2 Y_t(u)}{\partial u^2} &= \left( \frac{\partial^2 \beta(u)}{\partial u^2} \right)^\top X_{t-1}(u) + 2 \left( \frac{\partial \beta(u)}{\partial u} \right)^\top \frac{\partial X_{t-1}(u)}{\partial u} + \beta(u)^\top \frac{\partial^2 X_{t-1}(u)}{\partial u^2}\end{aligned}$$

and  $\partial^3 Y_t(u)/\partial u^3$  satisfies the relationship in the same manner. We impose the following assumption on the derivative processes.

**Assumption 7.** The derivative processes  $\partial^i Y_t(u_0)/\partial u^i$ ,  $i = 1, 2, 3$  admit a  $\text{MA}(\infty)$  representations, whose innovation process and MA coefficients satisfy Assumptions 1 and 2, respectively.

This assumption is satisfied if the original process (and the coefficient functions) is sufficiently smooth in  $u$ . In other words, the properties of Assumptions 1 and 2 are carried over to the derivative processes as well. In fact, for the simulations, we consider the tvAR(1) model (14), which has coefficient function  $\beta(t/T) = 0.8 \sin(2\pi t/T)$ . For this model, we obtain the  $\text{MA}(\infty)$  representation (1) and its stationary approximation (2), which satisfy Assumptions 1 and 2, based on the linear combination of products of sin functions. The same properties are derived for the derivative process based on the linear combination of products of sin and cos functions.

### 4.3 The bias of the quasi-SWLAD

The following result shows the bias of quasi-SWLAD and parts of the proof are postponed to the Appendix A-6. If the process was stationary then  $\beta'(\cdot) = \beta''(\cdot) = 0$  and therefore the bias term will be identical zero.

**Theorem 3.** Suppose that Assumptions 1-7 hold and assume the condition for the bandwidth parameter  $h$  are the same as in Theorem 1. Then

$$\sqrt{Th} \left\{ \hat{\beta}_T^Q(u_0) - \beta(u_0) \right\} + \sqrt{Th} h^2 \Sigma(u_0)^{-1} E\{b_t(u_0)\} \frac{\int K(x) x^2 dx}{2f(0)}$$

has the same limit distribution as in Theorem 1, where

$$\begin{aligned}b_t(u_0) = f(0) \left\{ -w_{t-1}(u_0) \beta''(u_0)^\top X_{t-1}(u_0) X_{t-1}^\top(u_0) \right. \\ \left. + 2g'(X_{t-1}(u_0))^\top \frac{\partial X_{t-1}(u_0)}{\partial u} \beta'(u_0)^\top X_{t-1}(u_0) X_{t-1}^\top(u_0) + 4w_{t-1}(u_0) \beta'(u_0)^\top \frac{\partial X_{t-1}(u_0)}{\partial u} X_{t-1}^\top(u_0) \right\}.\end{aligned}$$

## 5 Simulations

We examine the finite sample performance of the estimator LSWLAD defined by (7). To implement the proposed methodology, we will be using the Epanechnikov kernel throughout which is defined by  $K(u) = 0.75(1 - u^2)$ , for  $|u| \leq 1$ , and apply the weight functions (3) and (4). For the

weight function (3), we choose the parameter  $c$  as 0.5 and 0.1. The choice of constant  $c$  reflects two different real data situations where we want to ignore less ( $c = 0.1$ ) or more ( $c = 0.5$ ) amount of data. For the weight function (4), we choose  $c = q_Y(0.90)$  and  $c = q_Y(0.95)$ , where  $c_Y(\delta)$  is the  $\delta$ th quantile of  $\{|Y_{1,T}|, \dots, |Y_{T,T}|\}$  for an observed stretch  $\{Y_{1,T}, \dots, Y_{T,T}\}$ . In addition, we will be using the weight function

$$w_{t-1,T} := g(Y_{1,T}, \dots, Y_{t-1,T}) = \left(1 + \sum_{k=1}^{t-1} k^{-3} |Y_{t-k,T}|\right)^{-2} \quad (12)$$

as suggested by Pan et al. (2007) in the stationary case. The simulations are repeated 1000 times for each of the sample sizes  $T = 100, 500$  and 1000. Throughout this exercise, the bandwidth parameter  $h$  is chosen as  $h = \log(T)/T^{3/5}$ . This particular choice is implied by the conditions of Theorems 1 and 2.

## 5.1 Estimation results

We first investigate the performance of LSWLADE by using different weighting schemes. This is assessed by employing the Mean Absolute Error of the estimator  $\hat{\beta}(\cdot)$  for the parameter  $\beta(\cdot)$ , i.e.

$$\text{MAE} = \frac{1}{n} \sum_{i=1}^n \|\hat{\beta}(t_i) - \beta(t_i)\|_1 \quad (13)$$

where  $\|x\|_1$  denotes the  $l_1$  norm, and  $\{t_i : i = 1, \dots, n\}$  is a sequence of equidistant points in  $[0, 1]$ .

Initially consider the following tvAR(1) model

$$Y_{t,T} = 0.8 \sin\left(\frac{2\pi t}{T}\right) Y_{t-1,T} + \epsilon_t, \quad (14)$$

where the errors are assumed to be standard normal,  $t$ -distributed with 2 degrees of freedom and Cauchy. Under the aforementioned settings, we compare the estimated MAE of the estimators based on the 1000 simulations using the overall MAE

$$\widehat{\text{MAE}} := \frac{1}{1000} \sum_{j=1}^{1000} \text{MAE}_j, \quad (15)$$

where  $\text{MAE}_j$  is the mean absolute error defined as (13) for  $j$ th simulation ( $j = 1, \dots, 1000$ ). We compare the following estimators and the results are given in Table 1.

L2: the unweighted  $L_2$ -estimator, which is minimizer of  $\sum_{t=p+1}^T K_h(t - \lfloor u_0 T \rfloor) |e_{t-1,T}(\beta)|^2$ ;

LAD: the unweighted least absolute deviations-estimator, which is minimizer of  $\sum_{t=p+1}^T K_h(t - \lfloor u_0 T \rfloor) |e_{t-1,T}(\beta)|$ ;

LSW1c1: LSWLADE with the weight function (3) and  $c = 0.5$ ;

LSW1c2: LSWLADE with the weight function (3) and  $c = 0.1$ ;

LSW2q1: LSWLADE with the weight function (4) and  $c = q_Y(0.95)$ ;

LSW2q2: LSWLADE with the weight function (4) and  $c = q_Y(0.90)$ ;

LSW3: LSWLADE with the weight function (12).

Table 1: Estimated MAE for the model (14) based on 1000 simulations and using different sample sizes. Minimum in each line is indicated by boldface fonts.

$\epsilon_t \sim N(0, 1)$	L2	LAD	LSW1c1	LSW1c2	LSW1q1	LSW1q2	LSW3
$T = 100$	<b>0.2063</b>	0.2166	0.2293	0.2140	0.2193	0.2256	0.2227
$T = 500$	<b>0.0937</b>	0.1034	0.1135	0.1025	0.1062	0.1114	0.1092
$T = 1000$	<b>0.0659</b>	0.0761	0.0864	0.0766	0.0798	0.0847	0.0829
<hr/>							
$\epsilon_t \sim t_2$							
$T = 100$	0.2279	0.2119	0.2376	<b>0.2011</b>	0.2047	0.2087	0.2101
$T = 500$	0.1102	0.0986	0.1143	<b>0.0926</b>	0.0929	0.0975	0.0978
$T = 1000$	0.0792	0.0686	0.0856	0.0667	<b>0.0655</b>	0.0703	0.0714
<hr/>							
$\epsilon_t \sim \text{Cauchy}$							
$T = 100$	0.2823	0.2456	0.2801	0.2114	0.2103	<b>0.2017</b>	0.2123
$T = 500$	0.1461	0.1275	0.1272	0.0923	0.0955	<b>0.0905</b>	0.0927
$T = 1000$	0.1080	0.0914	0.0940	0.0656	0.0614	<b>0.0593</b>	0.0660

Not surprisingly, the  $L_2$  estimator performs the best in the case of Gaussian process. However, the self-weighting scheme shows the best performance among estimators when the error terms follow a heavy-tailed distribution.

In particular, the LSWLADE based on the weight (4) with  $c = q_Y(0.90)$  performs the best when the error follows Cauchy distribution, while the unweighted LAD estimator has the minimum MAEs and MSEs when the error follows  $t_2$  distribution, for large sample sizes. However, LAD estimators do not have the property of asymptotic normality, and hence, they are not robust to outliers. In general, it is interesting to study whether a specific function  $g$  enjoys optimality properties in the sense of minimizing the MAE and MSE. The focus of this work is to show that suitable weighting provides estimators with good large sample properties. The choice of an optimal  $g$ , if it exists, is an open problem which deserves further attention by another study.

## 5.2 Equivalence test of parameter values at different time points

This section provides some applications of Theorem 2 to inference for time-varying models. We first consider the AR(1) model  $Y_{t,T} = \beta_1(t/T)Y_{t-1,T} + \epsilon_t$ , where  $\beta_1(u) = 0.8 \sin(4\pi u)$ . For user-specified points  $u_1, u_2 \in (0, 1)$ , let us focus on the testing problem of hypothesis

$$H : \beta_1(u_1) = \beta_1(u_2) \text{ against } A : \beta_1(u_1) \neq \beta_1(u_2).$$

This hypothesis testing considers whether the parameter values at  $u_1$  and  $u_2$  are different or not. For this problem, we construct a test statistic as follows. By the proof of Theorem 2 and Cramér-Wold

device, we can show that, under  $H$ ,

$$\begin{aligned}\sqrt{Th}(\hat{\beta}_T(u_1) - \hat{\beta}_T(u_2)) &= \sqrt{Th}(\hat{\beta}_T(u_1) - \beta(u_1)) - \sqrt{Th}(\hat{\beta}_T(u_2) - \beta(u_2)) \\ &\xrightarrow{d} N(0, \sigma_1^2 + \sigma_2^2 - 2\sigma_{12}),\end{aligned}\tag{16}$$

where  $\sigma_i^2$  is the asymptotic variance of  $\hat{\beta}_T(u_i)$  ( $i = 1, 2$ ) given in Theorem 1, and  $\sigma_{12}$  is the asymptotic covariance of  $\hat{\beta}_T(u_1)$  and  $\hat{\beta}_T(u_2)$ . The asymptotic distribution (16) leads the test statistic  $\hat{M}_{T,M} := Th|\hat{\beta}_T(u_1) - \hat{\beta}_T(u_2)|^2/(\hat{\xi}_{T,M}^*)^2$ , where

$$\begin{aligned}(\hat{\xi}_{T,M}^*)^2 &= \frac{Th}{M} \sum_{k=1}^M \left[ \left( \hat{\beta}_T^{*(k)}(u_1) - \hat{\beta}_T(u_1) \right)^2 + \left( \hat{\beta}_T^{*(k)}(u_2) - \hat{\beta}_T(u_2) \right)^2 \right. \\ &\quad \left. - 2 \left( \hat{\beta}_T^{*(k)}(u_1) - \hat{\beta}_T(u_1) \right) \left( \hat{\beta}_T^{*(k)}(u_2) - \hat{\beta}_T(u_2) \right) \right],\end{aligned}$$

and the notation  $\hat{\beta}_T^{*(k)}(\cdot)$  denotes the multiplier bootstrap estimator obtained by (9) and  $M$  is the numbers of bootstrap replications. Under  $H$ , it is shown that  $\hat{M}_{T,M} \xrightarrow{d} \chi_1^2$ . Therefore, we reject the null hypothesis if  $\hat{M}_{T,M}$  exceeds a quantile of  $\chi_1^2$  distribution corresponding to the user-specified significance level. On the other hand, we can show that  $\hat{M}_{T,M}$  diverges to infinity in probability under  $A$ . Thus, the proposed test is consistent.

We check the finite sample performance of the test based on  $\hat{M}_{T,M}$  under the following setting. The time point  $u_1 = 0.2$  is fixed ( $\beta_1(u_1) \approx 0.4702$ ), and  $u_2$  is chosen as  $u_2 = 0.7, 0.75$  and  $0.8$ . The corresponding  $\beta_1(u_2)$  are shown in Table 2.

Table 2: Approximated values of  $\beta_1(u_2)$

$u_2$	0.70	0.75	0.80
$\beta_1(u_2)$	0.4702	0.0000	-0.4702

The case  $u_2 = 0.7$  corresponds to the null hypothesis, while  $u_2 = 0.75$  and  $0.8$  correspond to the alternatives. The sample size is  $T = 100, 500$  and  $1000$ , and the number of bootstrap is  $M = 1000$ . The error distribution is one of  $N(0, 1)$ ,  $t_2$  and Cauchy. We use the weight function labeled as LSW2q2 in the previous section. For the significance level  $\delta = 0.1$  or  $0.05$ , the empirical rejection rates based on 1000 replications are shown in the following Table 3. As sample size grows, the actual sizes of proposed test under the null hypothesis (columns  $u_2 = 0.7$ ) approach satisfactory the corresponding nominal levels. On the other hand, the powers of the test (columns  $u_2 = 0.75, 0.8$ ) increase rapidly in all cases. In most cases, the test has higher powers when the error term follows  $t_2$  or Cauchy distribution.

**Remark 4.** We can also construct a test statistic

$$\tilde{M}_{T,M} := \sqrt{Th}(\hat{\beta}_T(u_1) - \hat{\beta}_T(u_2))/\hat{\xi}_{T,M}^*,$$

which converges to  $N(0, 1)$ . On the other hand, the statistic  $\hat{M}_{T,M}$  is easily extended to the multivariate parameter case ( $p \geq 2$ ).



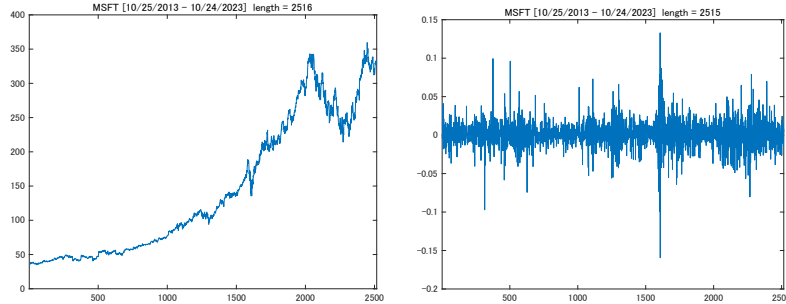
Table 3: Empirical rejection rate of  $\hat{M}_{T,M}$ -test

$\epsilon_t \sim N(0, 1), \delta = 0.100$					$\epsilon_t \sim N(0, 1), \delta = 0.050$				
$u_2$		0.70	0.75	0.80	$u_2$		0.70	0.75	0.80
$T$	100	0.065	0.072	0.099	$T$	100	0.041	0.045	0.058
	500	0.082	0.312	0.779	$T$	500	0.036	0.216	0.677
	1000	0.074	0.556	0.977	$T$	1000	0.035	0.427	0.945
$\epsilon_t \sim t_2, \delta = 0.100$					$\epsilon_t \sim t_2, \delta = 0.050$				
$u_2$		0.70	0.75	0.80	$u_2$		0.70	0.75	0.80
$T$	100	0.085	0.096	0.118	$T$	100	0.045	0.054	0.069
	500	0.103	0.309	0.763	$T$	500	0.053	0.218	0.657
	1000	0.096	0.596	0.973	$T$	1000	0.042	0.449	0.945
$\epsilon_t \sim \text{Cauchy}, \delta = 0.100$					$\epsilon_t \sim \text{Cauchy}, \delta = 0.050$				
$u_2$		0.70	0.75	0.80	$u_2$		0.70	0.75	0.80
$T$	100	0.108	0.116	0.127	$T$	100	0.071	0.071	0.088
	500	0.109	0.384	0.856	$T$	500	0.063	0.273	0.778
	1000	0.087	0.703	0.996	$T$	1000	0.047	0.598	0.986

## 6 Real data analysis

In this section, we study a data example and apply the bootstrap statistic introduced in subsection 5.2. Figure 1 shows the time series plot for  $s_t$  and  $y_t = \log s_{t+1}/s_t$  ( $t = 1, \dots, 2515$ ) in the left and right panels, respectively, where  $s_t$  denotes the daily closing stock price of Microsoft company from October 25, 2013 to October 24, 2023. To study the tail-behavior of this data, consider the

Figure 1: Stock price  $s_t$  of Microsoft (left) and its log-stock return process  $y_t$  (right)



Hill-estimator given by

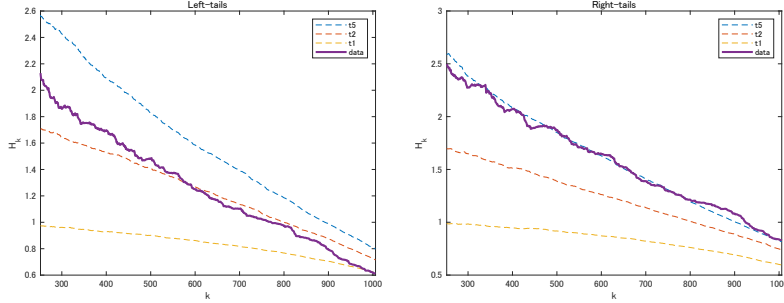
$$H_L(k) := \left\{ \frac{1}{k} \sum_{i=1}^k \log \left( \frac{y_{(n-i+1)}}{y_{(n-k)}} \right) \right\}^{-1} \quad \text{and} \quad H_R(k) := \left\{ \frac{1}{k} \sum_{i=1}^k \log \left( \frac{y_{(i)}}{y_{(k+1)}} \right) \right\}^{-1},$$

where  $y_{(1)} \geq \dots \geq y_{(n)}$  are the order statistics of  $y_t$ . For the details of Hill-plot, for example, see Resnick (1997). The Hill-estimator is known as a consistent estimator to the tail-index of the distribution, where the left- and right-tail indices  $\alpha_L$  and  $\alpha_R$  of  $y_t$  are defined as positive real numbers satisfying

$$P(y_t < x) = L'(x)x^{-\alpha_L} \text{ and } P(y_t > x) = L''(x)x^{-\alpha_R}, \quad (17)$$

for slowly varying functions  $L'$  and  $L''$ . The left and right panels of Figure 2 show the Hill-plot for the left and right tails of the data  $y_t$ , respectively, and compare the Hill-estimator with those for the  $t$ -distributions with degrees of freedom 5, 2 and 1. We observe that the left-tail of data is

Figure 2: Hill-plot for  $y_t$  (solid line) and for  $t$ -distributions (dashed lines)



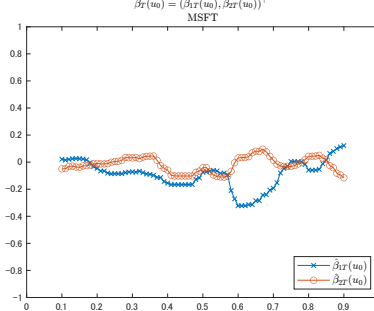
heavier than that of  $t_2$ -distribution. Here we state the relationship between  $\alpha_L, \alpha_R$  in (17) and the tail-index of our Assumption 1. Without loss of generality, assume that  $\alpha_L \leq \alpha_R$ . Then, we have

$$P(|y_t| < x) = P(y_t < -x) + P(y_t > x) = \tilde{L}(x)x^{-\alpha_L},$$

where  $\tilde{L}(x) := (L'(x) + L''(x)x^{-(\alpha_R - \alpha_L)})x^{-\alpha_R}$ . By Karamata's representation theorem,  $\tilde{L}$  is also a slowly varying. Then, this data satisfies Assumption 1 with  $\alpha = \alpha_L$ . Hence it is natural to assume that the data was generated from the model with infinite variance.

We fit the VAR(2) model to the data  $y_t$  ( $t = 1, \dots, 2515$ ), and the estimated values of  $(\hat{\beta}_1(u), \hat{\beta}_2(u))$  are plotted in Figure 3 for some  $u \in (0, 1)$ . Following the notation of Section 5, we employ the self-weighted estimator LSW2q2 with the same bandwidth parameter  $h$ .

Figure 3: Estimated values of  $(\hat{\beta}_1(u), \hat{\beta}_2(u))$  for  $u = k/100$ ,  $k = 10, 11, \dots, 90$



We test the null-hypothesis

$$H : (\beta_1(u_1), \beta_2(u_1)) = (\beta_1(u_2), \beta_2(u_2)) \quad (18)$$

for various pairs of  $(u_1, u_2) \in \{(v_1, v_2) : v_i \in \{0.1, 0.2, \dots, 0.9\}, v_1 < v_2\}$ . We use a test statistic defined as  $\hat{M}_{T,M}^{(2)}(u_1, u_2) := Th(\hat{\beta}_T(u_1) - \hat{\beta}_T(u_2))^\top (\hat{\Xi}_{T,M}^{*(2)})^{-1} (\hat{\beta}_T(u_1) - \hat{\beta}_T(u_2))$ , where  $\hat{\Xi}_{T,M}^{*(2)}$  is the bootstrap estimator for the asymptotic covariance matrix of  $\sqrt{Th}(\hat{\beta}_T(u_1) - \hat{\beta}_T(u_2))$  under  $H$ . The number of bootstrap is  $M = 5000$ . If (18) is rejected, we put a marker “\*” on the corresponding cell of Table 4.

Table 4: Pairs of  $(u_1, u_2)$  for which the hypothesis (18) is rejected

Significance level: 10%											Significance level: 1%										
		$u_2$											$u_2$								
		0.1	0.2	0.3	0.4	0.5	0.6	0.7	0.8	0.9			0.1	0.2	0.3	0.4	0.5	0.6	0.7	0.8	0.9
$u_1$	0.1	-					*	*			$u_1$	0.1	-								
	0.2	-	-				*			*		0.2	-	-							
	0.3	-	-	-			*			*		0.3	-	-	-						*
	0.4	-	-	-	-					*		0.4	-	-	-	-					*
	0.5	-	-	-	-	-	*			*		0.5	-	-	-	-	-				
	0.6	-	-	-	-	-	-		*	*		0.6	-	-	-	-	-	-			*
	0.7	-	-	-	-	-	-	-		*		0.7	-	-	-	-	-	-	-		*
	0.8	-	-	-	-	-	-	-	-			0.8	-	-	-	-	-	-	-	-	
	0.9	-	-	-	-	-	-	-	-	-		0.9	-	-	-	-	-	-	-	-	-

We observe that the hypothesis (18) is rejected for several pairs  $(u_1, u_2)$  by using a 10% level test. For the 1% level tests, the hypotheses with  $(u_1, u_2) = (0.3, 0.9), (0.4, 0.9), (0.7, 0.9), (0.8, 0.9)$  are rejected. So, there is enough evidence to conclude that  $\beta(0.9)$  is different from  $\beta(u)$ ,  $u \neq 0.9$ . To check this, we consider the multiple hypotheses  $H_k : \beta(v_k) = \beta(0.9) \quad (k \neq 9)$ , where  $v_k = k/10$  ( $k \in \{1, \dots, 9\}$ ). To ensure the desired level 0.01, we apply the Bonferoni correction to the critical value of test. The number of multiple test is now 8, so the corrected critical value is given by the upper-(0.01/8) ( $\approx 0.0013$ ) quantile of chi square distribution with degrees of freedom 2, which is approximately 13.3692. On the other hand, the values of statistic at  $(u_1, u_2) = (v_k, 0.9)$  for  $k = 1, \dots, 8$  are shown in the second column of Table 5.

Table 5: The values of test statistics

$k$	1	2	3	4	5	6	7	8
$\hat{M}_{T,M}^{(2)}(v_k, 0.9)$	1.8838	5.3397	9.4519	9.9399	5.2103	18.4132	16.3508	4.4982

From this result, the multiple hypothesis that  $\beta_1(v_k) = \beta_2(0.9)$  for all  $k = 1, \dots, 8$  is rejected. This results seem to agree with the behavior of the raw data (the left panel of Figure 1), because the data appears to exhibit a structural change in the latter part of the time period. Therefore, it is reasonable to conclude that the structure of the underlying data generating process changes around  $u = 0.9$ . Next, we focus on the interval  $[0.1, 0.8]$ , and consider the multiple test of the form

$$H_k : \beta_1(v_k) = \beta_2(v_l) \quad (k < l, k, l \in \{1, \dots, 8\}), \quad (19)$$

which is a correction of 28 hypotheses. In this case, the corrected critical values for 10% and 1% tests are, respectively, 11.2696 and 15.8747. All values of the test statistics for (19) are shown in Table 6.

Table 6: The values of  $\hat{M}_{T,M}^{(2)}(v_k, v_l)$

	$l$								
		1	2	3	4	5	6	7	8
$k$	1	-	0.5638	1.8859	2.7362	0.7169	8.3539	5.1587	1.0421
	2	-	-	0.4812	1.6114	0.2071	6.3395	3.1606	0.4180
	3	-	-	-	1.8033	0.8038	5.4134	2.0532	0.0676
	4	-	-	-	-	0.5993	3.2967	0.9617	2.6651
	5	-	-	-	-	-	4.6086	2.2793	0.9248
	6	-	-	-	-	-	-	1.4292	5.2699
	7	-	-	-	-	-	-	-	2.0573
	8	-	-	-	-	-	-	-	-

Both at 10% and 1% levels, the tests do not reject the hypotheses (19), so we can not conclude that there is any structural changes in  $u \in \{0.1, 0.2, \dots, 0.8\}$ . On the other hand, we observe the largest jump around  $t = 1600$ , which corresponds to  $u = 1600/2515 \approx 0.63$ . These findings indicate that it is likely that this jump is caused by the outlier, and not by structural changes. As a conclusion, the nonstationary heavy-tailed model is suitable for such data because stationary heavy-tailed models will not identify a parameter change at  $u = 0.9$ . In addition, applying a locally stationary time series models but with finite variance will indicate a structural change around  $u = 0.6$ . In our approach, we apply model which has both structural change and infinite variance, and a robust testing procedure. So we can distinguish the different types of behavior of the data (heavy-tails and structural changes).

## Acknowledgments

The first author was supported by The JSPS KAKENHI Grant Numbers JP20K13467 and JP24K04815. The third author was supported by The JSPS KAKENHI Grant Number JP23K11004.

## References

- Akashi, F. (2017) “Self-weighted generalized empirical likelihood methods for hypothesis testing in infinite variance ARMA models,” *Stat. Inference Stoch. Process.*, 20, 291–313.
- Akashi, F., H. Dette, and Y. Liu (2018) “Change-point detection in autoregressive models with no moment assumptions,” *J. Time Series Anal.*, 39, 763–786.
- Bardet, J.-M., P. Doukhan, and O. Wintenberger (2022) “Contrast estimation of time-varying infinite memory processes,” *Stochastic Processes and their Applications*, 152, 32–85.

- Brockwell, P. J. and R. A. Davis (1991) *Time Series: Data Analysis and Theory*, New York: Springer, 2nd edition.
- Cavaliere, Giuseppe, Iliyan Georgiev, and Am Robert Taylor (2016) “Sieve-based inference for infinite-variance linear processes,” *The Annals of Statistics*, 44 (4), 1467–1494.
- Cline, D. BH (1983) *Estimation and linear prediction for regression, autoregression and ARMA with infinite variance data* Ph.D. dissertation, Colorado State University. Libraries.
- Dahlhaus, R. (1996) “On the Kullback-Leibler information divergence of locally stationary processes,” *Stochastic Processes and their Applications*, 62, 139–168.
- (1997) “Fitting time series models to nonstationary processes,” *Ann. Statist.*, 25, 1–37.
- (2000) “A likelihood approximation for locally stationary processes,” *Ann. Statist.*, 28, 1762–1794.
- (2012) “Locally stationary processes,” in Rao, T. S., S. S. Rao, and C. R. Rao eds. *Handbook of Statistics: Time Series Analysis—Methods and Applications*, 30, 351–408, Amsterdam: Elsevier B. V.
- Dahlhaus, R. and L. Giraitis (1998) “On the Optimal Segment Length for Parameter Estimates for Locally Stationary Time Series,” *Journal of Time Series Analysis*, 19, 629–655.
- Dahlhaus, R. and W. Polonik (2009) “Empirical spectral processes for locally stationary time series,” *Bernoulli*, 15, 1–39.
- Dahlhaus, R., S. Richter, and W. B. Wu (2019) “Towards a general theory for nonlinear locally stationary processes,” *Bernoulli*, 25, 1013–1044.
- Dahlhaus, R. and S. Subba Rao (2006) “Statistical inference for time-varying ARCH processes,” *Ann. Statist.*, 34, 1075–1114.
- Davis, R. A. and W.T. M. Dunsmuir (1997) “Least Absolute Deviation Estimation for Regression with ARMA Errors,” *Journal of Theoretical Probability*, 10, 481–497.
- Davis, R. A., K. Knight, and J. Liu (1992) “ $M$ -estimation for autoregressions with infinite variance,” *Stochastic Processes and their Applications*, 40, 145–180.
- Davis, R. A., T. C M Lee, and G. A. Rodriguez-Yam (2006) “Structural break estimation for nonstationary time series models,” *Journal of the American Statistical Association*, 101, 223–239.
- Davis, R. A. and S. Resnick (1985) “Limit theory for moving averages of random variables with regularly varying tail probabilities,” *The Annals of Probability*, 179–195.
- (1986) “Limit theory for the sample covariance and correlation functions of moving averages,” *The Annals of Statistics*, 14 (2), 533–558.
- Deléamont, P.-Y. and D. La Vecchia (2019) “Semiparametric segment  $M$ -estimation for locally stationary diffusions,” *Biometrika*, 106, 941–956.
- Detle, H., P. Preuss, and M. Vetter (2011) “A measure of stationarity in locally stationary processes with applications to testing,” *J. Amer. Statist. Assoc.*, 106, 1113–1124.
- Detle, H., W. Wu, and Z. Zhou (2019) “Change point analysis of correlation in non-stationary time series,” *Statistica Sinica*, 29, 611–643.
- Embrechts, P., C. Klüppelberg, and T. Mikosch (1997) *Modelling extremal events*: Springer-Verlag, Berlin.
- Fan, J. and Q. Yao (2003) *Nonlinear Time Series*, New York: Springer-Verlag.
- Fryzlewicz, P., T. Sapatinas, and S. Subba Rao (2008) “Normalized least-squares estimation in time-varying ARCH models,” *The Annals of Statistics*, 36, 742–786.
- Giraud, C., F. Roueff, and A. Sanchez-Perez (2015) “Aggregation of predictors for nonstationary sub-linear processes and online adaptive forecasting of time varying autoregressive processes,” *The Annals of Statistics*, 43, 2412–2450.
- Granger, C. WJ and M. Hatanaka (1964) *Spectral analysis of economic time series*: Princeton: Univ. Press.
- Hafner, C. M. and O. Linton (2010) “Efficient estimation of a multivariate multiplicative volatility model,”

- Journal of Econometrics*, 159, 55–73.
- Hall, P., L. Peng, and Q. Yao (2002) “Prediction and nonparametric estimation for time series with heavy tails,” *Journal of Time Series Analysis*, 23, 313–331.
- Knight, K. (1991) “Limit Theory for M-Estimates in an Integrated Infinite Variance Process,” *Econometric Theory*, 7, 200–212.
- (1998) “Limiting distributions for  $L_1$  regression estimators under general conditions,” *The Annals of Statistics*, 26 (2), 755–770.
- Koo, B. and O. Linton (2012) “Estimation of semiparametric locally stationary diffusion models,” *Journal of Econometrics*, 170, 210–233.
- Kulik, R. and P. Soulier (2020) *Heavy-tailed Time Series*, Springer Series in Operations Research and Financial Engineering: Springer, New York.
- Kunsch, Hans R (1989) “The jackknife and the bootstrap for general stationary observations,” *The Annals of Statistics*, 1217–1241.
- Ling, S. (2005) “Self-weighted least absolute deviation estimation for infinite variance autoregressive models,” *Journal of the Royal Statistical Society. Series B: Statistical Methodology*, 67 (3), 381–393.
- McLeish, D. L. (1974) “Dependent Central Limit Theorems and Invariance Principles,” *The Annals of Probability*, 2, 620 – 628.
- Moysiadis, T. and K. Fokianos (2017) “On locally dyadic stationary processes,” *IEEE Transactions on Information Theory*, 63, 4829–4837.
- Nason, G. P, R. Von Sachs, and G. Kroisandt (2000) “Wavelet processes and adaptive estimation of the evolutionary wavelet spectrum,” *Journal of the Royal Statistical Society: Series B (Statistical Methodology)*, 62, 271–292.
- Neumann, M. H and R. Von Sachs (1997) “Wavelet thresholding in anisotropic function classes and application to adaptive estimation of evolutionary spectra,” *The Annals of Statistics*, 25, 38–76.
- Ombao, H., J. Raz, R. von Sachs, and W. Guo (2002) “The SLEX model of a non-stationary random process,” *Annals of the Institute of Statistical Mathematics*, 54 (1), 171–200.
- Pan, J., H. Wang, and Q. Yao (2007) “Weighted least absolute deviations estimation for ARMA models with infinite variance,” *Econometric Theory*, 23, 852–879.
- Politis, Dimitris N. and Joseph P. Romano (1994) “The Stationary Bootstrap,” *Journal of the American Statistical Association*, 89 (428), 1303–1313.
- Priestley, M. B (1965) “Evolutionary spectra and non-stationary processes,” *Journal of the Royal Statistical Society. Series B (Methodological)*, 27, 204–237.
- Priestley, M. B. (1988) *Non-linear and non-stationary time series analysis*: Academic Press, London.
- Resnick, S. I. (2007) *Heavy-Tail Phenomena*, Springer Series in Operations Research and Financial Engineering: Springer, New York.
- Resnick, Sidney I. (1997) “Heavy tail modeling and teletraffic data: special invited paper,” *The Annals of Statistics*, 25 (5), 1805 – 1869.
- Richter, S. and R. Dahlhaus (2019) “Cross validation for locally stationary processes,” *The Annals of Statistics*, 47, 2145–2173.
- Sakiyama, K. and M. Taniguchi (2004) “Discriminant analysis for locally stationary processes,” *Journal of Multivariate Analysis*, 90, 282–300.
- Shao, X. (2010) “The dependent wild bootstrap,” *Journal of the American Statistical Association*, 105 (489), 218–235.
- Tjøstheim, D (1976) “Spectral generating operators for non-stationary processes,” *Advances in Applied Probability*, 8, 831–846.

- Truquet, L. (2017) “Parameter stability and semiparametric inference in time varying auto-regressive conditional heteroscedasticity models,” *J. R. Stat. Soc. Ser. B. Stat. Methodol.*, 79, 1391–1414.
- (2019) “Local stationarity and time-inhomogeneous Markov chains,” *The Annals of Statistics*, 47, 2023–2050.
- Vogt, M. (2012) “Nonparametric regression for locally stationary time series,” *Ann. Statist.*, 40, 2601–2633.
- Wu, W. and Z. Zhou (2017) “Nonparametric inference for time-varying coefficient quantile regression,” *Journal of Business & Economic Statistics*, 35, 98–109.
- Zhang, W. B., T. and Wu (2015) “Time-varying nonlinear regression models: nonparametric estimation and model selection,” *The Annals of Statistics*, 43, 741–768.
- Zhou, Z. (2014) “Inference of weighted  $V$ -statistics for nonstationary time series and its applications,” *The Annals of Statistics*, 42, 87–114.
- Zhou, Z. and W. B. Wu (2009) “Local linear quantile estimation for nonstationary time series,” *The Annals of Statistics*, 37, 2696–2729.
- Zhu, K. and S. Ling (2015) “LADE-Based Inference for ARMA Models With Unspecified and Heavy-Tailed Heteroscedastic Noises,” *Journal of the American Statistical Association*, 110, 784–794.

## Appendix

### A-1 An auxiliary lemma

This section gives some auxiliary lemmas and proofs of main results. Throughout this section, denote  $\zeta_T := \sqrt{Th}$ . Define a non-negative stochastic process

$$A_t := \sum_{j=0}^{\infty} l_j^{-1} |\epsilon_{t-j}|,$$

where  $\{l_j\}$  is an identical sequence of coefficients as introduced Assumption 2. Then,  $\{A_t\}$  exists and is finite almost surely.

**Lemma A-1.** Suppose that Assumptions 1, 2 and 4 hold. Then  $\sum_{t=1}^n A_t = O_p(a_n + nb_n)$  and  $\sum_{t=p+1}^n A_t^2 = O_p(a_n^2)$ .

*Proof.* We check the conditions of Davis and Resnick (1985, Thms 4.1 and 4.2). By Assumption 2, the coefficients  $\{l_j^{-1}\}$  satisfy the summability condition (2.6) of Davis and Resnick (1985). Moreover, under Assumption 1,  $Z_t := |\epsilon_t|$  satisfies the conditions (1.1) and (1.2) of Davis and Resnick (1985). Then,  $a_n^{-1}(\sum_{t=1}^n A_t - nb_n(\sum_{j=0}^{\infty} l_j^{-1}))$  converges to a stable random variable when  $n \rightarrow \infty$ . Therefore, we have

$$\sum_{t=p+1}^n A_t = a_n \left( \frac{\sum_{t=1}^n A_t - nb_n \left( \sum_{j=0}^{\infty} l_j^{-1} \right)}{a_n} \right) + \left( \sum_{j=0}^{\infty} l_j^{-1} \right) nb_n.$$

Then we get the desired result. We can also show the result for  $\sum_{t=1}^n A_t^2$  by Theorem 4.2 of Davis and Resnick (1985).  $\square$

### A-2 Proofs of Propositions 1 and 2

*Proof of Proposition 1.* 1. By arguing as in Brockwell and Davis (1991, Prop. 13.3.1-13.3.2) and employing Assumption 1 we have that the process defined by (1) is well-defined. The process defined by (2) is also well-defined, by using Assumption 2. In addition, it is strictly stationary and ergodic. We study the difference  $|Y_{t,T} - Y_t(u)|$  for  $u \in (0, 1)$  such that  $|t/T - u| < T^{-1}$ . We have that

$$|Y_{t,T} - Y_t(u)| \leq |Y_{t,T} - Y_t(t/T)| + |Y_t(t/T) - Y_t(u)|.$$

But

$$|Y_{t,T} - Y_t(t/T)| \leq \sum_{j=0}^{\infty} |\psi_{t,T}(j) - \psi(t/T, j)| |\epsilon_{t-j}| \leq \frac{C_0}{T} \sum_{j=0}^{\infty} \frac{1}{l_j} |\epsilon_{t-j}|,$$

by using Assumption 2 and noting that right-hand side is well defined and  $O_p(1)$ . Furthermore,

$$|Y_t(t/T) - Y_t(u)| \leq \sum_{j=0}^{\infty} |\psi(t/T, j) - \psi(u, j)| |\epsilon_{t-j}| \leq C_0 \left| \frac{t}{T} - u \right| \sum_{j=0}^{\infty} \frac{1}{l_j} |\epsilon_{t-j}|,$$

by using again Assumption 2. Collecting the above inequalities we obtain the desired result.

2. By considering a Taylor expansion of the function  $h(x) := xg(x)$  and taking into account Assumption 3, we have that

$$\begin{aligned} \|w_{t-1,T} X_{t-1,T} - w_{t-1}(t/T) X_{t-1}(t/T)\| &\leq \sup_{x \in \mathbb{R}^p} \|h'(x)\| \|X_{t-1,T} - X_{t-1}(t/T)\| \\ &= M \|X_{t-1,T} - X_{t-1}(t/T)\|. \end{aligned}$$



Now, the triangle inequality and the fact that for any  $x_1, \dots, x_p$ ,  $\sum_{i=1}^p x_i^2 \leq (\sum_{i=1}^p |x_i|)^2$ , show that

$$\begin{aligned} \|X_{t-1,T} - X_{t-1}(u)\| &\leq \|X_{t-1,T} - X_{t-1}(t/T)\| + \|X_{t-1}(t/T) - X_{t-1}(u)\| \\ &\leq \sum_{i=1}^p |Y_{t-i,T} - Y_{t-i}(t/T)| + \sum_{i=1}^p |Y_{t-i}(t/T) - Y_{t-i}(u)|, \end{aligned}$$

and the result follows by the first part of the proposition.  $\square$

*Proof of Proposition 2.* It is sufficient to follow the steps for proving Dahlhaus and Polonik (2009, Prop. 2.4). For instance, Dahlhaus and Polonik (2009, Prop. 2.4) show that  $|\psi_{j,t,T}| \leq K\rho^j$  for some positive constant and  $\rho < 1$ . Clearly the choice of such weights satisfies assumption 2(i), in the case of tvAR( $p$ ) models. We can verify the rest of conditions of Assumption 2 in a similar way.  $\square$

### A-3 Proof of Theorem 1

Before proving Theorem 1 we give two useful lemmas. Hereafter, define

$$\mathcal{T}_T = \{\max(p+1, \lfloor u_0 T \rfloor - \lfloor C_K T h \rfloor), \dots, \min(T, \lfloor u_0 T \rfloor + \lfloor C_K T h \rfloor)\}.$$

Then, the quantity  $K((t - \lfloor u_0 T \rfloor)/(Th))$  is zero if  $t \notin \mathcal{T}_T$ . By the inequality  $u_0 T - 1 < \lfloor u_0 T \rfloor \leq u_0 T$ , we have

$$\mathcal{T}_T = \{\lfloor u_0 T \rfloor - \lfloor C_K T h \rfloor, \dots, \lfloor u_0 T \rfloor + \lfloor C_K T h \rfloor\}$$

for sufficient large  $T$ . Throughout this section,  $C$  denotes a generic positive constant that is independent of  $n$  and may be different in different uses.

**Lemma A-2.** Under the conditions of Theorem 1, the quantity

$$W_T := -\frac{1}{\sqrt{Th}} \sum_{t \in \mathcal{T}_T} w_{t-1}(u_0) K\left(\frac{t - \lfloor u_0 T \rfloor}{Th}\right) \text{sign}(\epsilon_t) X_{t-1}(u_0)$$

converges to  $N(0_p, \kappa_2 \Omega(u_0))$  in distribution, as  $T \rightarrow \infty$ .

*Proof.* Define  $g_{t,T} := \zeta_T^{-1} w_{t-1}(u_0) K((t - \lfloor u_0 T \rfloor)/(Th)) \text{sign}(\epsilon_t) X_{t-1}(u_0)$ . Then, we have  $W_T = -\sum_{t \in \mathcal{T}_T} g_{t,T}$ . To show the central limit theorem for  $W_T$ , we check the condition of McLeish (1974, Theorem 2.3). For any constant vector  $c \in \mathbb{R}^p$ , consider an array  $\{c^\top g_{t,T} : t \in \mathcal{T}_T\}$  and a sequence of filtrations

$$\mathcal{F}_{t-1,T} := \sigma\{\epsilon_s : s \in \mathcal{T}_T, s \leq t-1\} \quad (t \in \mathcal{T}_T, T \in \mathbb{N}).$$

By noting that the median of  $\epsilon_t$  is zero, we have

$$\mathbb{E}(c^\top g_{t,T} | \mathcal{F}_{t-1,T}) = \zeta_T^{-1} w_{t-1}(u_0) K((t - \lfloor u_0 T \rfloor)/(Th)) c^\top X_{t-1}(u_0) \mathbb{E}(\text{sign}(\epsilon_t)) = 0.$$

This implies that  $\{c^\top g_{t,T} : t \in \mathcal{T}_T\}$  is a sequence of martingale difference with respect to  $\{\mathcal{F}_{t,T} : t \in \mathcal{T}_T\}$ . We bound  $\max_{t \in \mathcal{T}_T} |c^\top g_{t,T}|$  as

$$\begin{aligned} \max_{t \in \mathcal{T}_T} |c^\top g_{t,T}| &\leq \|c\| \max_{t \in \mathcal{T}_T} \|g_{t,T}\| \\ &= \frac{\|c\|}{\zeta_T} \max_{t \in \mathcal{T}_T} \|w_{t-1}(u_0) X_{t-1}(u_0)\| \\ &\leq \frac{\|c\| M}{\zeta_T} \quad (\text{by Assumption 3}) \\ &\rightarrow 0 \quad (T \rightarrow \infty). \end{aligned}$$

This implies that the conditions (a) and (b) of McLeish (1974, Theorem 2.3) are fulfilled. On the other hand, we have

$$\begin{aligned} \sum_{t \in \mathcal{T}_T} \{c^\top g_{t,T}\}^2 &= c^\top \left\{ \sum_{t \in \mathcal{T}_T} g_{t,T} g_{t,T}^\top \right\} c \\ &= \frac{1}{Th} \sum_{t \in \mathcal{T}_T} K \left( \frac{t - \lfloor u_0 T \rfloor}{Th} \right)^2 w_{t-1}^2(u_0) c^\top X_{t-1}(u_0) X_{t-1}^\top(u_0) c. \end{aligned} \quad (\text{A-1})$$

The process  $\{w_{t-1}^2(u_0) c^\top X_{t-1}(u_0) X_{t-1}^\top(u_0) c : t \in \mathbb{Z}\}$  is an ergodic sequence with finite  $L_1$ -norm. Then, by slightly modification of Dahlhaus and Subba Rao (2006, Lemma A.1), the right hand side of (A-1) converges to

$$\begin{aligned} &\frac{1}{Th} \sum_{t \in \mathcal{T}_T} K \left( \frac{t - \lfloor u_0 T \rfloor}{Th} \right)^2 w_{t-1}^2(u_0) c^\top X_{t-1}(u_0) X_{t-1}^\top(u_0) c \\ &\xrightarrow{\text{a.s.}} \int_{-C_K}^{C_K} K(v)^2 dv [c^\top \mathbb{E}(X_{t-1}(u_0) X_{t-1}^\top(u_0)) c] \\ &= \kappa_2 c^\top \Omega(u_0) c. \end{aligned}$$

This implies  $\sum_{t \in \mathcal{T}_T} \{c^\top g_{t,T}\}^2 / (\kappa_2 c^\top \Omega(u_0) c) \xrightarrow{\text{a.s.}} 1$ , so condition (c) of McLeish (1974, Theorem 2.3) holds true. Hence  $c^\top W_T = \sum_{t \in \mathcal{T}_T} c^\top g_{t,T} \xrightarrow{d} N(0, \kappa_2 c^\top \Omega(u_0) c)$ . Since  $c$  is chosen arbitrary, we obtain the desired result by the Cramér-Wold device.  $\square$

**Lemma A-3.** Under the conditions in Theorem 1, the quantity

$$S_T := \sum_{t \in \mathcal{T}_T} w_{t-1}(u_0) K \left( \frac{t - \lfloor u_0 T \rfloor}{Th} \right) \tilde{\delta}_{t,T}(u_0, v)$$

converges to  $(f(0)/2)v^\top \Sigma(u_0)v$  in probability as  $T \rightarrow \infty$ , where

$$\tilde{\delta}_{t,T}(u_0, v) := \int_0^{\zeta_T^{-1} v^\top X_{t-1}(u_0)} \{\mathbb{I}(\epsilon_t \leq s) - \mathbb{I}(\epsilon_t \leq 0)\} ds,$$

and  $v \in \mathbb{R}^p$ .

*Proof.* Let us consider the decomposition  $S_T = S_T^{(1)} + S_T^{(2)}$ , where

$$\begin{aligned} S_T^{(1)} &= \sum_{t \in \mathcal{T}_T} w_{t-1}(u_0) K \left( \frac{t - \lfloor u_0 T \rfloor}{Th} \right) \mathbb{E}[\tilde{\delta}_{t,T}(u_0, v) \mid \mathcal{F}_{t-1,T}], \\ S_T^{(2)} &= \sum_{t \in \mathcal{T}_T} w_{t-1}(u_0) K \left( \frac{t - \lfloor u_0 T \rfloor}{Th} \right) (\tilde{\delta}_{t,T}(u_0, v) - \mathbb{E}[\tilde{\delta}_{t,T}(u_0, v) \mid \mathcal{F}_{t-1,T}]). \end{aligned}$$

We evaluate  $S_T^{(1)}$  and  $S_T^{(2)}$  in succession. First,  $S_T^{(1)}$  is calculated as

$$\begin{aligned}
S_T^{(1)} &= \sum_{t \in \mathcal{T}_T} w_{t-1}(u_0) K\left(\frac{t - \lfloor u_0 T \rfloor}{Th}\right) \int_0^{\zeta_T^{-1} v^\top X_{t-1}(u_0)} \{F(s) - F(0)\} ds \\
&= \sum_{t \in \mathcal{T}_T} w_{t-1}(u_0) K\left(\frac{t - \lfloor u_0 T \rfloor}{Th}\right) \int_0^{\zeta_T^{-1} v^\top X_{t-1}(u_0)} \left\{ s f(0) + \frac{1}{2} s^2 f'(s^*) \right\} ds \\
&= \frac{f(0)}{2Th} \sum_{t \in \mathcal{T}_T} K\left(\frac{t - \lfloor u_0 T \rfloor}{Th}\right) v^\top w_{t-1}(u_0) X_{t-1}(u_0) X_{t-1}^\top(u_0) v \tag{A-2}
\end{aligned}$$

$$+ \frac{1}{2} \sum_{t \in \mathcal{T}_T} w_{t-1}(u_0) K\left(\frac{t - \lfloor u_0 T \rfloor}{Th}\right) \int_0^{\zeta_T^{-1} v^\top X_{t-1}(u_0)} s^2 f'(s^*) ds, \tag{A-3}$$

where  $s^*$  lies on the segment joining 0 and  $s$ . Since each element of  $\{w_{t-1}(u_0) X_{t-1}(u_0) X_{t-1}^\top(u_0) : t \in \mathbb{Z}\}$  is a strictly stationary ergodic process with finite expectation, the term (A-2) converges almost surely to

$$\frac{f(0)}{2} v^\top \mathbb{E}[w_{t-1}(u_0) X_{t-1}(u_0) X_{t-1}^\top(u_0)] v = \frac{f(0)}{2} v^\top \Sigma(u_0) v,$$

using Dahlhaus and Subba Rao (2006, Lemma A.1). On the other hand, the term (A-3) is bounded as

$$\begin{aligned}
&\left| \frac{1}{2} \sum_{t \in \mathcal{T}_T} w_{t-1}(u_0) K\left(\frac{t - \lfloor u_0 T \rfloor}{Th}\right) \int_0^{\zeta_T^{-1} v^\top X_{t-1}(u_0)} s^2 f'(s^*) ds \right| \\
&\leq \frac{1}{2} \sum_{t \in \mathcal{T}_T} w_{t-1}(u_0) K\left(\frac{t - \lfloor u_0 T \rfloor}{Th}\right) f'_{\sup} \frac{1}{3} |\zeta_T^{-1} v^\top X_{t-1}(u_0)|^3 \\
&\leq \frac{f'_{\sup}}{\zeta_T^3} \|v\| \sum_{t \in \mathcal{T}_T} K\left(\frac{t - \lfloor u_0 T \rfloor}{Th}\right) w_{t-1}(u_0) |X_{t-1}(u_0)|^3 \\
&\leq \frac{f'_{\sup}}{6\zeta_T} \|v\| \frac{1}{Th} \sum_{t \in \mathcal{T}_T} K\left(\frac{t - \lfloor u_0 T \rfloor}{Th}\right) w_{t-1}(u_0) \|X_{t-1}(u_0)\|^3 \\
&\leq \frac{f'_{\sup}}{6\zeta_T} \|v\| \frac{1}{Th} \sum_{t \in \mathcal{T}_T} K\left(\frac{t - \lfloor u_0 T \rfloor}{Th}\right) M \rightarrow 0,
\end{aligned}$$

where  $f'_{\sup} := \sup_{x \in \mathbb{R}} |f'(x)|$  and the second inequality follows by Assumption 5(i). Therefore, we have

$$S_T^{(1)} \xrightarrow{p} \frac{f(0)}{2} v^\top \Sigma(u_0) v \quad \text{as } T \rightarrow \infty. \tag{A-4}$$

In addition, evaluation of the second moment of  $S_T^{(2)}$  shows that

$$\begin{aligned}
\mathbb{E} \left[ \left| S_T^{(2)} \right|^2 \right] &= \mathbb{E} \left[ \left| \sum_{t \in \mathcal{T}_T} w_{t-1}(u_0) K\left(\frac{t - \lfloor u_0 T \rfloor}{Th}\right) (\tilde{\delta}_{t,T}(u_0, v) - \mathbb{E}[\tilde{\delta}_{t,T}(u_0, v) \mid \mathcal{F}_{t-1,T}]) \right|^2 \right] \\
&\leq \sum_{t \in \mathcal{T}_T} K\left(\frac{t - \lfloor u_0 T \rfloor}{Th}\right)^2 \mathbb{E} \left[ w_{t-1}^2(u_0) (\tilde{\delta}_{t,T}(u_0, v) - \mathbb{E}[\tilde{\delta}_{t,T}(u_0, v) \mid \mathcal{F}_{t-1,T}])^2 \right] \\
&\leq 2 \sum_{t \in \mathcal{T}_T} K\left(\frac{t - \lfloor u_0 T \rfloor}{Th}\right)^2 \mathbb{E} [w_{t-1}^2(u_0) \tilde{\delta}_{t,T}^2(u_0, v)]. \tag{A-5}
\end{aligned}$$

due to the fact that  $\{w_{t-1}(u_0)(\tilde{\delta}_{t,T}(u_0, v) - \mathbb{E}[\tilde{\delta}_{t,T}(u_0, v) \mid \mathcal{F}_{t-1,T}])\}$  is an uncorrelated process. Now recalling the inequality  $\mathbb{E} [|X - \mathbb{E}(X|\mathcal{G})|^2] \leq 2\mathbb{E}(X^2)$  for any random variable  $X$  and sub-field  $\mathcal{G}$ , the expectation

$\mathbb{E}[w_{t-1}(u_0)^2 \tilde{\delta}_{t,T}(u_0, v)^2]$  is evaluated as

$$\begin{aligned}
& \mathbb{E} [w_{t-1}^2(u_0) \tilde{\delta}_{t,T}^2(u_0, v)] \\
&= \mathbb{E} \left[ w_{t-1}^2(u_0) \left( \int_0^{|\zeta_T^{-1} v^\top X_{t-1}(u_0)|} \{\mathbb{I}(\epsilon_t \leq s) - \mathbb{I}(\epsilon_t \leq 0)\} ds \right)^2 \right] \\
&\leq \mathbb{E} \left[ w_{t-1}^2(u_0) \left( \int_0^{|\zeta_T^{-1} v^\top X_{t-1}(u_0)|} 1 ds \right) \left( \int_0^{|\zeta_T^{-1} v^\top X_{t-1}(u_0)|} \{\mathbb{I}(\epsilon_t \leq s) - \mathbb{I}(\epsilon_t \leq 0)\} ds \right) \right] \\
&= \frac{\|v\|}{\zeta_T} \mathbb{E} \left[ w_{t-1}^2(u_0) \|X_{t-1}(u_0)\| \left( \int_0^{|\zeta_T^{-1} v^\top X_{t-1}(u_0)|} \{\mathbb{I}(\epsilon_t \leq s) - \mathbb{I}(\epsilon_t \leq 0)\} ds \right) \right] \\
&= \frac{\|v\|}{\zeta_T} \mathbb{E} \left[ w_{t-1}^2(u_0) \|X_{t-1}(u_0)\| \left( \int_0^{|\zeta_T^{-1} v^\top X_{t-1}(u_0)|} \{F(s) - F(0)\} ds \right) \right] \\
&= \frac{\|v\|}{\zeta_T} \mathbb{E} \left[ w_{t-1}^2(u_0) \|X_{t-1}(u_0)\| \left( \int_0^{|\zeta_T^{-1} v^\top X_{t-1}(u_0)|} s f(s^*) ds \right) \right] \\
&\leq \frac{\|v\|^3 f_{\sup}}{2\zeta_T} \mathbb{E} [w_{t-1}^2(u_0) \|X_{t-1}(u_0)\| |\zeta_T^{-1} v^\top X_{t-1}(u_0)|^2] \\
&\leq \frac{\|v\|^3 f_{\sup}}{\zeta_T^3} \mathbb{E} [w_{t-1}^2(u_0) \|X_{t-1}(u_0)\|^3] \\
&\leq \frac{\|v\|^3 f_{\sup} M^2}{(Th)^{3/2}},
\end{aligned}$$

using Assumption 3, where  $f_{\sup} := \sup_{x \in \mathbb{R}} f(x)$ . Therefore, (A-5) becomes

$$\mathbb{E} \left[ \left| S_T^{(2)} \right|^2 \right] \leq \frac{2\|v\|^3 f_{\sup} M^2}{(Th)^{3/2}} Th \rightarrow 0 \quad (T \rightarrow \infty). \quad (\text{A-6})$$

Thus, (A-4) and (A-6) leads the desired result.  $\square$

## Proof of Theorem 1

*Proof.* Fix any  $v \in \mathbb{R}^p$ . Let us consider the function

$$L_T(u_0; v) := \sum_{t \in \mathcal{T}_T} w_{t-1,T} K \left( \frac{t - \lfloor u_0 T \rfloor}{Th} \right) \{ |\epsilon_t - \zeta_T^{-1} v^\top X_{t-1,T}| - |\epsilon_t| \},$$

for each  $v \in \mathbb{R}^p$ . For sufficient large  $T$ , the minimizer of  $L_T(u_0; \cdot)$  coincides to  $\zeta_T(\hat{\beta}_T(u_0) - \beta(u_0))$ . Hereafter, we derive the limit distribution of  $L_T(u_0; v)$  for fixed  $v$ .

By using the Knight (1998)'s identity, which states that for any real numbers  $x \neq 0$  and  $y$ ,

$$|x - y| - |x| = -y \text{sign}(x) + 2 \int_0^y \{\mathbb{I}(x \leq s) - \mathbb{I}(x \leq 0)\} ds,$$

we obtain

$$L_T(u_0; v) = v^\top Q_T + 2 \sum_{t \in \mathcal{T}_T} w_{t-1,T} K \left( \frac{t - \lfloor u_0 T \rfloor}{Th} \right) \delta_{t,T}(v), \quad (\text{A-7})$$

where

$$\begin{aligned}
Q_T &= -\frac{1}{\zeta_T} \sum_{t \in \mathcal{T}_T} w_{t-1,T} K \left( \frac{t - \lfloor u_0 T \rfloor}{Th} \right) \text{sign}(\epsilon_t) X_{t-1,T} \text{ and} \\
\delta_{t,T}(v) &= \int_0^{\zeta_T^{-1} v^\top X_{t-1,T}} \{\mathbb{I}(\epsilon_t \leq s) - \mathbb{I}(\epsilon_t \leq 0)\} ds.
\end{aligned} \quad (\text{A-8})$$

In what follows, we approximate  $L_T(u_0; v)$  by

$$\tilde{L}_T(u_0; v) := v^\top W_T + 2 \sum_{t \in \mathcal{T}_T} w_{t-1}(u_0) K\left(\frac{t - \lfloor u_0 T \rfloor}{Th}\right) \tilde{\delta}_{t,T}(u_0, v), \quad (\text{A-9})$$

where  $W_T$  and  $\tilde{\delta}_{t,T}(u_0, v)$  have been defined in Lemmas A-2 and A-3, respectively.

For  $Q_T$  and  $W_T$ , we have

$$\begin{aligned} \|Q_T - W_T\| &\leq \frac{1}{\zeta_T} \sum_{t \in \mathcal{T}_T} K\left(\frac{t - \lfloor u_0 T \rfloor}{Th}\right) \|w_{t-1,T} X_{t-1,T} - w_{t-1}(u_0) X_{t-1}(u_0)\| \\ &\leq \frac{1}{\zeta_T} \sum_{t \in \mathcal{T}_T} K\left(\frac{t - \lfloor u_0 T \rfloor}{Th}\right) \left(\frac{1}{T} + \left|\frac{t}{T} - u_0\right|\right) C_0 M \sum_{i=1}^p A_{t-i}. \end{aligned} \quad (\text{A-10})$$

Notice that for  $t \in \mathcal{T}_T$ , the inequality

$$\left|\frac{t}{T} - u_0\right| \leq \left|\frac{t - \lfloor u_0 T \rfloor}{T}\right| + \left|\frac{\lfloor u_0 T \rfloor}{T} - u_0\right| \leq C_K h + \frac{1}{T}$$

holds, so (A-10) is further bounded by

$$\|Q_T - W_T\| \leq \frac{MC_0}{\zeta_T} \left(C_K h + \frac{2}{T}\right) \sum_{t \in \mathcal{T}_T} K\left(\frac{t - \lfloor u_0 T \rfloor}{Th}\right) \sum_{i=1}^p A_{t-i}.$$

Since  $Th \rightarrow \infty$ ,  $h$  converges to zero slower than  $1/T$ . Therefore, the leading term of  $\|Q_T - W_T\|$  is

$$\frac{MC_0 C_K h}{\zeta_T} \sum_{t \in \mathcal{T}_T} K\left(\frac{t - \lfloor u_0 T \rfloor}{Th}\right) \sum_{i=1}^p A_{t-i}. \quad (\text{A-11})$$

Recall that for sufficient large  $T$ , we have  $\mathcal{T}_T = \{\lfloor u_0 T \rfloor - \lfloor C_K Th \rfloor, \dots, \lfloor u_0 T \rfloor + \lfloor C_K Th \rfloor\}$  and set  $n = \lfloor Th \rfloor$  in Lemma A-1. Then, (A-11) is bounded by

$$\begin{aligned} MC_0 C_K \max_{x \in [-C_K, C_K]} K(x) \sum_{i=1}^p \frac{h^{1/2}}{T^{1/2}} \sum_{t \in \mathcal{T}_T} A_{t-i} &= C \sum_{i=1}^p \frac{h^{1/2}}{T^{1/2}} \sum_{t=1}^{2C_K n+1} A_{t-i} \\ &= O_p\left(\frac{h^{1/2}}{T^{1/2}} a_{\lfloor Th \rfloor} + T^{1/2} h^{3/2} b_{\lfloor Th \rfloor}\right), \end{aligned} \quad (\text{A-12})$$

where  $C$  is a constant. Under Assumption 4 and by Lemma A-1, the right hand side of (A-12) converges to zero.

Next, we derive the limit of the second term in (A-7). Consider the following decomposition:

$$\begin{aligned} &\sum_{t \in \mathcal{T}_T} K\left(\frac{t - \lfloor u_0 T \rfloor}{Th}\right) w_{t-1,T} \delta_{t,T}(v) \\ &= \sum_{t \in \mathcal{T}_T} K\left(\frac{t - \lfloor u_0 T \rfloor}{Th}\right) \mathbb{E}[w_{t-1,T} \delta_{t,T}(v) | \mathcal{F}_{t-1,T}] \end{aligned} \quad (\text{A-13})$$

$$+ \sum_{t \in \mathcal{T}_T} K\left(\frac{t - \lfloor u_0 T \rfloor}{Th}\right) \{w_{t-1,T} \delta_{t,T}(v) - \mathbb{E}[w_{t-1,T} \delta_{t,T}(v) | \mathcal{F}_{t-1,T}]\}. \quad (\text{A-14})$$

The quantity (A-13) is further decomposed as

$$\begin{aligned} & \sum_{t \in \mathcal{T}_T} K \left( \frac{t - \lfloor u_0 T \rfloor}{Th} \right) \mathbb{E} [w_{t-1,T} \delta_{t,T}(v) | \mathcal{F}_{t-1,T}] \\ &= \sum_{t \in \mathcal{T}_T} K \left( \frac{t - \lfloor u_0 T \rfloor}{Th} \right) \mathbb{E} [w_{t-1}(u_0) \tilde{\delta}_{t,T}(u_0, v) | \mathcal{F}_{t-1,T}] \end{aligned} \quad (\text{A-15})$$

$$+ \sum_{t \in \mathcal{T}_T} K \left( \frac{t - \lfloor u_0 T \rfloor}{Th} \right) \left\{ \mathbb{E} [w_{t-1,T} \delta_{t,T}(v) | \mathcal{F}_{t-1,T}] - \mathbb{E} [w_{t-1}(u_0) \tilde{\delta}_{t,T}(u_0, v) | \mathcal{F}_{t-1,T}] \right\}. \quad (\text{A-16})$$

The quantity given by (A-15) is the leading term. The other summand, given by (A-16), represents the difference between the nonstationary and stationary processes. By the proof of Lemma A-3, the term (A-15) converges to  $(f(0)/2)v^\top \Sigma(u_0)v$  almost surely. By the same argument as in the proof of Lemma A-2, the term (A-16) is bounded by  $\Gamma_T + \Lambda_T + \tilde{\Lambda}_T$ , where

$$\begin{aligned} \Gamma_T &:= \frac{f(0)}{2Th} \sum_{t \in \mathcal{T}_T} K \left( \frac{t - \lfloor u_0 T \rfloor}{Th} \right) |v^\top \{w_{t-1,T} X_{t-1,T} X_{t-1,T}^\top - w_{t-1}(u_0) X_{t-1}(u_0) X_{t-1}^\top(u_0)\} v|, \\ \Lambda_T &:= \frac{1}{2} \sum_{t \in \mathcal{T}_T} w_{t-1,T} K \left( \frac{t - \lfloor u_0 T \rfloor}{Th} \right) \int_0^{\zeta_T^{-1} |v^\top X_{t-1,T}|} s^2 |f'(s^{**})| ds, \\ \tilde{\Lambda}_T &:= \frac{1}{2} \sum_{t \in \mathcal{T}_T} w_{t-1}(u_0) K \left( \frac{t - \lfloor u_0 T \rfloor}{Th} \right) \int_0^{\zeta_T^{-1} |v^\top X_{t-1}(u_0)|} s^2 |f'(s^*)| ds, \end{aligned}$$

and  $s^*, s^{**}$  are intermediate values. It is easily shown that  $\Lambda_T$  and  $\tilde{\Lambda}_T$  converges to zero in probability. Regarding  $\Gamma_T$ , a Taylor expansion of the function  $g(x)(v^\top x)^2$  leads

$$|v^\top \{w_{t-1,T} X_{t-1,T} X_{t-1,T}^\top - w_{t-1}(u_0) X_{t-1}(u_0) X_{t-1}^\top(u_0)\} v| \leq O(h) \sum_{i=1}^p A_{t-i} \quad (t \in \mathcal{T}_T).$$

Therefore, with some constant  $C$ , we have

$$\Gamma_T \leq \frac{f(0)CO(h)}{2Th} \sum_{t \in \mathcal{T}_T} K \left( \frac{t - \lfloor u_0 T \rfloor}{Th} \right) \sum_{i=1}^p A_{t-i} = \sum_{i=1}^p O_p \left( \frac{1}{T} \sum_{t=p+1}^{2C_K Th+1} A_{t-i} \right) = O_p \left( \frac{a_{\lfloor Th \rfloor}}{T} + hb_{\lfloor Th \rfloor} \right). \quad (\text{A-17})$$

If  $a_{\lfloor Th \rfloor}/T$  diverges to infinity, then  $ha_{\lfloor Th \rfloor}$  also diverges, and this contradicts to Assumption 4. So we have  $a_{\lfloor Th \rfloor}/T \rightarrow 0$ . On the other hand,  $Th \rightarrow \infty$  and  $Th^3 b_{\lfloor Th \rfloor}^2 = Th(hb_{\lfloor Th \rfloor})^2 \rightarrow 0$  imply that  $hb_{\lfloor Th \rfloor} \rightarrow 0$ . Hence, the quantity (A-17) converges to zero. Therefore, the term (A-16) converges to zero. Thus, the quantity (A-13) converges to  $(f(0)/2)v^\top \Sigma(u_0)v$  almost surely.

For (A-14), similar argument as in Lemma A-3 shows that

$$\begin{aligned} & \mathbb{E} \left( \left| \sum_{t \in \mathcal{T}_T} K \left( \frac{t - \lfloor u_0 T \rfloor}{Th} \right) \{w_{t-1,T} \delta_{t,T}(v) - \mathbb{E} [w_{t-1,T} \delta_{t,T}(v) | \mathcal{F}_{t-1,T}]\} \right|^2 \right) \\ & \leq 2 \sum_{t \in \mathcal{T}_T} K \left( \frac{t - \lfloor u_0 T \rfloor}{Th} \right) \mathbb{E} (w_{t-1,T}^2 \delta_{t,T}(v)^2) \\ & \leq \frac{2C\delta^2}{(Th)^{3/2}} \sum_{t \in \mathcal{T}_T} K \left( \frac{t - \lfloor u_0 T \rfloor}{Th} \right) \|v\|^3 \rightarrow 0, \end{aligned}$$

where  $C$  is a constant. This implies that the term (A-14) converges to zero in probability. Thus, we conclude that the last term in (A-7) converges to  $(f(0)/2)v^\top \Sigma(u_0)v$  in probability.

By collecting all the previous results, we obtain the approximation of (A-7) as follows:

$$L_T(u_0, v, \gamma) = v^\top W_T + f(0)v^\top \Sigma(u_0)v + o_p(1)$$

at each  $v \in \mathbb{R}^p$ . So, recalling Lemma A-2,  $L_T(u_0; v)$  converges to

$$v^\top W + f(0)v^\top \Sigma(u_0)v$$

in distribution as  $T \rightarrow \infty$ , where  $W \sim N(0_p, \kappa_2 \Omega(u_0))$ . The minimum of the previous display is attained at

$$v = -\frac{1}{4f(0)}\Sigma(u_0)^{-1}W \sim N\left(0_p, \frac{\kappa_2}{4f(0)^2}\Sigma(u_0)^{-1}\Omega(u_0)\Sigma(u_0)^{-1}\right)$$

almost surely, and hence

$$\sqrt{Th}[\hat{\beta}_T(u_0) - \beta(u_0)] \xrightarrow{d} N\left(0_p, \frac{\kappa_2}{4f(0)^2}\Sigma^{-1}(u_0)\Omega(u_0)\Sigma^{-1}(u_0)\right) \quad (T \rightarrow \infty).$$

□

## Proof of Theorem 2

*Proof.* By the proof of Theorem 1, we obtain the expansion of  $\hat{\beta}_T(u_0)$  as

$$\zeta_T(\hat{\beta}_T(u_0) - \beta(u_0)) = -[2f(0)\Sigma(u_0)]^{-1}W_T + o_p(1). \quad (\text{A-18})$$

On the other hand, consider the function

$$L_T^*(u_0; v) := \sum_{t \in \mathcal{T}_T} z_t K\left(\frac{t - \lfloor u_0 T \rfloor}{Th}\right) w_{t-1, T} (|\epsilon_t - \zeta_T^{-1} v^\top X_{t-1, T}| - |\epsilon_t|).$$

Then, it is shown that  $\hat{v}^* := \zeta_T(\hat{\beta}_T^*(u_0) - \beta(u_0))$  is a minimizer of  $L_T^*(u_0; v)$ , by the similar reason for  $L_T(u_0; v)$  and  $\zeta_T(\hat{\beta}_T(u_0) - \beta(u_0))$ . We expand  $L_T^*(u_0; v)$  as

$$L_T^*(u_0; v) = v^\top Q_T^* + 2 \sum_{t \in \mathcal{T}_T} z_t w_{t-1, T} K\left(\frac{t - \lfloor u_0 T \rfloor}{Th}\right) \delta_{t, T}(v), \quad (\text{A-19})$$

where

$$Q_T^* = -\frac{1}{\zeta_T} \sum_{t \in \mathcal{T}_T} z_t w_{t-1, T} K\left(\frac{t - \lfloor u_0 T \rfloor}{Th}\right) \text{sign}(\epsilon_t) X_{t-1, T}$$

and  $\delta_{t, T}$  is defined in (A-8). Let

$$W_T^* := -\frac{1}{\sqrt{Th}} \sum_{t \in \mathcal{T}_T} z_t w_{t-1}(u_0) K\left(\frac{t - \lfloor u_0 T \rfloor}{Th}\right) \text{sign}(\epsilon_t) X_{t-1}(u_0).$$

By the similar way as (A-10), the difference between  $W_T^*$  and  $Q_T^*$  is evaluated as

$$\|Q_T^* - W_T^*\| \leq \frac{1}{\zeta_T} \sum_{t \in \mathcal{T}_T} K\left(\frac{t - \lfloor u_0 T \rfloor}{Th}\right) \left(\frac{1}{T} + \left|\frac{t}{T} - u_0\right|\right) C_0 M z_t \sum_{i=1}^p A_{t-i}, \quad (\text{A-20})$$

and the leading term of (A-20) is

$$\frac{MC_0C_Kh}{\zeta_T} \sum_{t \in \mathcal{T}_T} K\left(\frac{t - \lfloor u_0T \rfloor}{Th}\right) \sum_{i=1}^p z_t A_{t-i}. \quad (\text{A-21})$$

Note that

$$\begin{aligned} \frac{h^{1/2}}{T^{1/2}} \sum_{t=1}^{2C_KTh+1} z_t A_{t-i} &\leq \frac{h^{1/2}}{T^{1/2}} \left\{ \sum_{t=1}^{2C_KTh+1} z_t^2 \right\}^{1/2} \left\{ \sum_{t=1}^{2C_KTh+1} A_{t-i}^2 \right\}^{1/2} \\ &= \left\{ \frac{1}{Th} \sum_{t=1}^{2C_KTh+1} z_t^2 \right\}^{1/2} \left\{ h^2 \sum_{t=1}^{2C_KTh+1} A_{t-i}^2 \right\}^{1/2}. \end{aligned} \quad (\text{A-22})$$

The first factor in the right hand side of (A-22) is  $O_p(1)$  by the law of large numbers, and the second factor is  $o_p(1)$  by Lemma A-1 and the assumption in Theorem 2. Thus, (A-21) converges to zero in probability by the same reason as (A-12), and we obtain  $Q_T^* = W_T^* + o_p(1)$ . On the other hand, by noting the independence of  $z_t$  and by the similar argument as in the proof of Theorem 1, the second term of (A-19) is shown to converge to  $(f(0)/2)v^\top \Sigma(u_0)v$  a.s. These facts lead to the expression

$$\zeta_T(\hat{\beta}_T^*(u_0) - \beta(u_0)) = -[2f(0)\Sigma(u_0)]^{-1} W_T^* + o_p(1). \quad (\text{A-23})$$

Then, (A-18) and (A-23) yields

$$\begin{aligned} &\zeta_T(\hat{\beta}_T^*(u_0) - \hat{\beta}_T(u_0)) \\ &= [2f(0)\Sigma(u_0)]^{-1} \frac{1}{\sqrt{Th}} \sum_{t \in \mathcal{T}_T} (z_t - 1) w_{t-1}(u_0) K\left(\frac{t - \lfloor u_0T \rfloor}{Th}\right) \text{sign}(\epsilon_t) X_{t-1}(u_0). \end{aligned} \quad (\text{A-24})$$

By recalling the unit mean and variance of  $z_t$ , the right hand side of (A-24) is shown to have the same limit distribution as in (8), conditional on  $Y_1(u_0), \dots, Y_T(u_0)$ . This completes the proof.  $\square$

#### A-4 Proof of Proposition 3

*Proof.* Recall that

$$\begin{aligned} L_{t_0, T}(u_0, v) &= \sum_{t=p+1}^T K\left(\frac{t - \lfloor u_0T \rfloor}{Th}\right) w_{t-1, T} \left\{ \left| \epsilon_t - \frac{1}{\sqrt{Th}} \tilde{v}_{t, T}(u_0)^\top X_{t-1, T} \right| - |\epsilon_t| \right\} \\ &= \sum_{t=p+1}^T K\left(\frac{t - \lfloor u_0T \rfloor}{Th}\right) w_{t-1, T} \left[ -\frac{1}{\sqrt{Th}} \tilde{v}_{t, T}(u_0)^\top X_{t-1, T} \text{sign}(\epsilon_t) \right. \\ &\quad \left. + 2 \int_0^{\frac{1}{\sqrt{Th}} \tilde{v}_{t, T}(u_0)^\top X_{t-1, T}} \{ \mathbb{I}(\epsilon_t \leq s) - \mathbb{I}(\epsilon_t \leq 0) \} ds \right] \\ &= \sum_{t=p+1}^T K\left(\frac{t - \lfloor u_0T \rfloor}{Th}\right) w_{t-1, T} \left[ -\frac{1}{\sqrt{Th}} \tilde{v}_{t, T}(u_0)^\top X_{t-1, T} \text{sign}(\epsilon_t) + \frac{f(0)}{Th} \left\{ \tilde{v}_{t, T}(u_0)^\top X_{t-1, T} \right\}^2 \right] + R_{1, T} \\ &:= \tilde{L}_{t_0, T}(u_0, v) + R_{1, T}^{(1)} + R_{1, T}^{(2)}, \end{aligned}$$

where

$$\begin{aligned} R_{1, T}^{(1)} &= \sum_{t=p+1}^T K\left(\frac{t - \lfloor u_0T \rfloor}{Th}\right) w_{t-1, T} \int_0^{\frac{1}{\sqrt{Th}} \tilde{v}_{t, T}(u_0)^\top X_{t-1, T}} s^2 f(\bar{s}) ds, \\ R_{1, T}^{(2)} &= 2 \sum_{t=p+1}^T K\left(\frac{t - \lfloor u_0T \rfloor}{Th}\right) w_{t-1, T} \{ \zeta_{t, T}(\tilde{v}_{t, T}(u_0)) - E(\zeta_{t, T}(\tilde{v}_{t, T}(u_0)) \mid \mathcal{F}_{t-1}) \}, \end{aligned}$$



$\bar{s} \in (0, s)$  and

$$\zeta_{t,T}(v) := \int_0^{\frac{1}{\sqrt{Th}} v^\top X_{t-1,T}} \{\mathbb{I}(\epsilon_t \leq s) - \mathbb{I}(\epsilon_t \leq 0)\} ds.$$

Furthermore, we have

$$\tilde{\tilde{L}}_T(u_0; v) = \tilde{L}_T(u_0; v) + R_{2,T},$$

where

$$\begin{aligned} R_{2,T} := & \sum_{t=p+1}^T K\left(\frac{t - \lfloor u_0 T \rfloor}{Th}\right) w_{t-1,T} \left[ -\frac{1}{\sqrt{Th}} \tilde{v}_{t,T}(u_0)^\top X_{t-1,T} \text{sign}(\epsilon_t) + \frac{f(0)}{Th} \left\{ \tilde{v}_{t,T}(u_0)^\top X_{t-1,T} \right\}^2 \right] \\ & - \sum_{t=p+1}^T K\left(\frac{t - \lfloor u_0 T \rfloor}{Th}\right) w_{t-1} \left( \frac{t}{T} \right) \left[ -\frac{1}{\sqrt{Th}} \tilde{v}_{t,T}(u_0)^\top X_{t-1} \left( \frac{t}{T} \right) \text{sign}(\epsilon_t) + \frac{f(0)}{Th} \left\{ \tilde{v}_{t,T}(u_0)^\top X_{t-1} \left( \frac{t}{T} \right) \right\}^2 \right]. \end{aligned}$$

Collecting all the above results, we obtain the decomposition

$$L_{\lfloor u_0 T \rfloor, T}(u_0, v) = \tilde{L}_{t_0, T}(u_0, v) + R_{1,T}^{(1)} + R_{1,T}^{(2)} + R_{2,T}.$$

From the same arguments used for equation (A-3), we have

$$\begin{aligned} R_{1,T}^{(1)} &= \sum_{t=p+1}^T K\left(\frac{t - \lfloor u_0 T \rfloor}{Th}\right) w_{t-1,T} \int_0^{\frac{1}{\sqrt{Th}} \tilde{v}_{t,T}(u_0)^\top X_{t-1,T}} s^2 f(\bar{s}) ds \\ &\leq O_p\left(1 + \sqrt{Th}h\right) \frac{1}{(Th)^{\frac{3}{2}}} \sum_{t=p+1}^T K\left(\frac{t - \lfloor u_0 T \rfloor}{Th}\right) = O_p\left(\frac{1}{\sqrt{Th}} + h\right). \end{aligned}$$

In addition,

$$\begin{aligned} R_{1,T}^{(2)} &= 2 \sum_{t=p+1}^T K\left(\frac{t - \lfloor u_0 T \rfloor}{Th}\right) w_{t-1,T} \{\zeta_{t,T}(\tilde{v}_{t,T}(u_0)) - E(\zeta_{t,T}(\tilde{v}_{t,T}(u_0)) \mid \mathcal{F}_{t-1})\} \\ &= 2V_T \left(1 + O_p\left(\sqrt{Th}h\right)\right), \end{aligned}$$

where

$$V_T := \sum_{t=p+1}^T K\left(\frac{t - \lfloor u_0 T \rfloor}{Th}\right) w_{t-1,T} \{\zeta_{t,T}(v) - E(\zeta_{t,T}(v) \mid \mathcal{F}_{t-1})\}$$

was shown to be

$$V_T = O_p\left(\frac{1}{(Th)^{1/4}}\right)$$

in the proof of Lemma A-3. However, with the additional conditions of Assumption 6, this is improved to

$$V_T = O_p\left(\frac{1}{\sqrt{Th}}\right),$$

so that

$$R_{1,T}^{(2)} = 2V_T \left(1 + O_p\left(\sqrt{Th}h\right)\right) = O_p\left(\frac{1}{\sqrt{Th}}\right) \left(1 + O_p\left(\sqrt{Th}h\right)\right) = O_p\left(\frac{1}{\sqrt{Th}} + h\right).$$

Recall that

$$\begin{aligned}
R_{2,T} &:= \sum_{t=p+1}^T K\left(\frac{t - \lfloor u_0 T \rfloor}{Th}\right) w_{t-1,T} \left[ -\frac{1}{\sqrt{Th}} \tilde{v}_{t,T}(u_0)^\top X_{t-1,T} \text{sign}(\epsilon_t) + \frac{f(0)}{Th} \left\{ \tilde{v}_{t,T}(u_0)^\top X_{t-1,T} \right\}^2 \right] \\
&\quad - \sum_{t=p+1}^T K\left(\frac{t - \lfloor u_0 T \rfloor}{Th}\right) w_{t-1} \left( \frac{t}{T} \right) \left[ -\frac{1}{\sqrt{Th}} \tilde{v}_{t,T}(u_0)^\top X_{t-1} \left( \frac{t}{T} \right) \text{sign}(\epsilon_t) + \frac{f(0)}{Th} \left\{ \tilde{v}_{t,T}(u_0)^\top X_{t-1} \left( \frac{t}{T} \right) \right\}^2 \right] \\
&:= R_{2,T}^{(1)} + R_{2,T}^{(2)} + R_{2,T}^{(3)} + R_{2,T}^{(4)},
\end{aligned}$$

$$\begin{aligned}
R_{2,T}^{(1)} &= -\frac{1}{\sqrt{Th}} \sum_{t=p+1}^T K\left(\frac{t - \lfloor u_0 T \rfloor}{Th}\right) \left\{ w_{t-1,T} - w_{t-1} \left( \frac{t}{T} \right) \right\} \tilde{v}_{t,T}(u_0)^\top X_{t-1,T} \text{sign}(\epsilon_t), \\
R_{2,T}^{(2)} &= \frac{f(0)}{Th} \sum_{t=p+1}^T K\left(\frac{t - \lfloor u_0 T \rfloor}{Th}\right) \left\{ w_{t-1,T} - w_{t-1} \left( \frac{t}{T} \right) \right\} \left\{ \tilde{v}_{t,T} \left( \frac{t}{T} \right)^\top X_{t-1,T} \right\}^2, \\
R_{2,T}^{(3)} &= -\frac{1}{\sqrt{Th}} \sum_{t=p+1}^T K\left(\frac{t - \lfloor u_0 T \rfloor}{Th}\right) w_{t-1} \left( \frac{t}{T} \right) \left[ \tilde{v}_{t,T}(u_0)^\top \left\{ X_{t-1,T} - X_{t-1} \left( \frac{t}{T} \right) \right\} \right] \text{sign}(\epsilon_t)
\end{aligned}$$

and

$$\begin{aligned}
R_{2,T}^{(4)} &= \frac{f(0)}{Th} \sum_{t=p+1}^T K\left(\frac{t - \lfloor u_0 T \rfloor}{Th}\right) w_{t-1} \left( \frac{t}{T} \right) \left[ \tilde{v}_{t,T}(u_0)^\top \left\{ X_{t-1,T} - X_{t-1} \left( \frac{t}{T} \right) \right\} \right. \\
&\quad \left. \left\{ X_{t-1,T} + X_{t-1} \left( \frac{t}{T} \right) \right\}^\top \tilde{v}_{t,T}(u_0) \right].
\end{aligned}$$

Since  $E\{R_{2,T}^{(1)}\} = 0$ ,  $E\{R_{2,T}^{(3)}\} = 0$  and using Assumption 6 (see also the proofs of (A-26) and (A-28)), we can show that

$$R_{2,T}^{(i)} = O_p\left(\frac{1}{T}\right)$$

for  $i = 1, 2, 3, 4$ . □

### A-5 Proof of Theorem 3

Define the following useful quantities

$$H_{t,T}(u; v) = -\frac{1}{\sqrt{Th}} v^\top X_{t-1}(u) \text{sign}(\epsilon_t) + \frac{f(0)}{Th} v^\top X_{t-1}(u) X_{t-1}^\top(u) v$$

so that

$$H_{t,T}\left(\frac{t}{T}; v\right) = H_{t,T}(u_0; v) + \left(\frac{t}{T} - u_0\right) \frac{\partial H_{t,T}(u_0; v)}{\partial u} + \frac{\left(\frac{t}{T} - u_0\right)^2}{2} \frac{\partial^2 H_{t,T}(u_0; v)}{\partial u^2} + \frac{\left(\frac{t}{T} - u_0\right)^3}{6} \frac{\partial^3 H_{t,T}(\bar{u}_1; v)}{\partial u^3}$$

and

$$w_{t-1}\left(\frac{t}{T}\right) = w_{t-1}(u_0) + \left(\frac{t}{T} - u_0\right) \frac{\partial w_{t-1}(u_0)}{\partial u} + \frac{\left(\frac{t}{T} - u_0\right)^2}{2} \frac{\partial^2 w_{t-1}(u_0)}{\partial u^2} + \frac{\left(\frac{t}{T} - u_0\right)^3}{6} \frac{\partial^3 w_{t-1}(\bar{u}_2)}{\partial u^3},$$

where  $\bar{u}_1, \bar{u}_2 \in (s, u)$ . In addition,

$$\begin{aligned}
\frac{\partial H_{t,T}(u; v)}{\partial u} &= -\frac{1}{\sqrt{Th}} v^\top \frac{\partial X_{t-1}(u; v)}{\partial u} \text{sign}(\epsilon_t) + \frac{2f(0)}{Th} v^\top \frac{\partial X_{t-1}(u)}{\partial u} X_{t-1}^\top(u) v, \\
\frac{\partial^2 H_{t,T}(u; v)}{\partial u^2} &= -\frac{1}{\sqrt{Th}} v^\top \frac{\partial^2 X_{t-1}(u)}{\partial u^2} \text{sign}(\epsilon_t) + \frac{2f(0)}{Th} v^\top \left\{ \frac{\partial^2 X_{t-1}(u)}{\partial u^2} X_{t-1}(u)^\top + \frac{\partial X_{t-1}(u)}{\partial u} \frac{\partial X_{t-1}(u)}{\partial u}^\top \right\} v,
\end{aligned}$$

$$\begin{aligned}\frac{\partial w_{t-1}(u)}{\partial u} &= g'(X_{t-1}(u))^\top \frac{\partial X_{t-1}(u)}{\partial u}, \\ \frac{\partial^2 w_{t-1}(u)}{\partial u^2} &= g'(X_{t-1}(u))^\top \frac{\partial^2 X_{t-1}(u)}{\partial u^2} + \frac{\partial X_{t-1}(u)}{\partial u}^\top g''(X_{t-1}(u)) \frac{\partial X_{t-1}(u)}{\partial u}\end{aligned}$$

and  $\partial^3 H_{t,T}(u;v)/\partial u^3$ ,  $\partial^3 w_{t-1}(u)/\partial u^3$  satisfy the relationships in the same manner.

*Proof.* Recall that  $\tilde{v}_{t,T}(u_0)$  and  $v$  satisfy  $\tilde{v}_{t,T}(u_0) = [v - \sqrt{Th}\{\beta(t/T) - \beta(u_0)\}]$ . Then  $\tilde{L}_T(u_0;v)$  is written as

$$\begin{aligned}\tilde{L}_T(u_0;v) &= \sum_{t=p+1}^T K\left(\frac{t - \lfloor u_0 T \rfloor}{Th}\right) w_{t-1}\left(\frac{t}{T}\right) \left[ -\frac{1}{\sqrt{Th}} \tilde{v}_{t,T}(u_0)^\top X_{t-1}\left(\frac{t}{T}\right) \text{sign}(\epsilon_t) \right. \\ &\quad \left. + \frac{f(0)}{Th} \left\{ \tilde{v}_{t,T}(u_0)^\top X_{t-1}\left(\frac{t}{T}\right) \right\}^2 \right] \\ &= \sum_{t=p+1}^T K\left(\frac{t - \lfloor u_0 T \rfloor}{Th}\right) w_{t-1}\left(\frac{t}{T}\right) \left[ -\frac{1}{\sqrt{Th}} v^\top X_{t-1}\left(\frac{t}{T}\right) \text{sign}(\epsilon_t) \right. \\ &\quad \left. + \frac{f(0)}{Th} v^\top X_{t-1}\left(\frac{t}{T}\right) X_{t-1}\left(\frac{t}{T}\right)^\top v \right] + B_{1,T} \\ &= \sum_{t=p+1}^T K\left(\frac{t - \lfloor u_0 T \rfloor}{Th}\right) w_{t-1}\left(\frac{t}{T}\right) H_{t,T}\left(\frac{t}{T};v\right) + B_{1,T} \\ &:= \bar{L}_T(u_0;v) + B_{1,T},\end{aligned}$$

where

$$B_{1,T} := B_{1,T}^{(1)} + B_{1,T}^{(2)} + B_{1,T}^{(3)},$$

$$\begin{aligned}B_{1,T}^{(1)} &= \sum_{t=p+1}^T K\left(\frac{t - \lfloor u_0 T \rfloor}{Th}\right) w_{t-1}\left(\frac{t}{T}\right) \left\{ \beta\left(\frac{t}{T}\right) - \beta(u_0) \right\}^\top X_{t-1}\left(\frac{t}{T}\right) \text{sign}(\epsilon_t), \\ B_{1,T}^{(2)} &= -\frac{2f(0)}{\sqrt{Th}} \sum_{t=p+1}^T K\left(\frac{t - \lfloor u_0 T \rfloor}{Th}\right) w_{t-1}\left(\frac{t}{T}\right) \left\{ \beta\left(\frac{t}{T}\right) - \beta(u_0) \right\}^\top X_{t-1}\left(\frac{t}{T}\right) X_{t-1}^\top\left(\frac{t}{T}\right) v \\ B_{1,T}^{(3)} &= f(0) \sum_{t=p+1}^T K\left(\frac{t - \lfloor u_0 T \rfloor}{Th}\right) w_{t-1}\left(\frac{t}{T}\right) \left[ \left\{ \beta\left(\frac{t}{T}\right) - \beta(u_0) \right\}^\top X_{t-1}\left(\frac{t}{T}\right) \right]^2.\end{aligned}$$

Note that  $B_{1,T}^{(1)}$  and  $B_{1,T}^{(3)}$  do not depend on  $v$ . We evaluate  $B_{1,T}^{(2)}$  as

$$E\left(B_{1,T}^{(2)}\right) = \sqrt{Th} h^2 E\{b_t(u_0)\} v \int K(x) x^2 dx + O\left(\sqrt{Th} \|v\| \left(h^3 + \frac{1}{T}\right)\right) \quad (\text{A-25})$$

and

$$\text{Var}\left(B_{1,T}^{(2)}\right) = O(h^2), \quad (\text{A-26})$$

both of which are shown in in Sec. A-6. On the other hand

$$\begin{aligned}\bar{L}_T(u_0;v) &:= \sum_{t=p+1}^T K\left(\frac{t - \lfloor u_0 T \rfloor}{Th}\right) w_{t-1}\left(\frac{t}{T}\right) H_{t,T}\left(\frac{t}{T};v\right) \\ &= \sum_{t=p+1}^T K\left(\frac{t - \lfloor u_0 T \rfloor}{Th}\right) w_{t-1}(u_0) H_{t,T}(u_0;v) + B_{2,T} \\ &:= \bar{\bar{L}}_{t_0,T}(u_0,v) + B_{2,T},\end{aligned}$$

where

$$B_{2,T} := \sum_{t=p+1}^T K\left(\frac{t - \lfloor u_0 T \rfloor}{Th}\right) \left\{ w_{t-1}\left(\frac{t}{T}\right) H_{t,T}\left(\frac{t}{T}; v\right) - w_{t-1}(u_0) H_{t,T}(u_0; v) \right\}.$$

But

$$\begin{aligned} E(B_{2,T}) &= h^2 v^\top E \left\{ d_t^{(2)}(u_0) \right\} v \int K(x) x^2 dx + O\left(\|v\|^2 \left(h^3 + \frac{1}{T}\right)\right) \\ &= O\left(\|v\|^2 \left(h^2 + \frac{1}{T}\right)\right) \end{aligned} \quad (\text{A-27})$$

and

$$\text{Var}(B_{2,T}) = O(h^2), \quad (\text{A-28})$$

both of which are shown in Sec. A-6 and  $d_t^{(2)}(u_0)$  is given by (A-29). Summarizing

$$\tilde{L}_T(u_0; v) = \bar{\bar{L}}_{t_0,T}(u_0, v) + B_{1,T}^{(2)} + B_{2,T} + B_T,$$

where

$$B_T := B_{1,T}^{(1)} + B_{1,T}^{(3)}$$

does not depend on  $v$ . In addition, it holds that

$$E(B_{1,T}^{(2)}) = \sqrt{Th} h^2 E\{b_t(u_0)\} v \int K(x) x^2 dx + O\left(\sqrt{Th} \|v\| \left(h^3 + \frac{1}{T}\right)\right),$$

$$E(B_{2,T}) = O\left(\|v\|^2 \left(h^3 + \frac{1}{T}\right)\right),$$

$$\text{Var}(B_{2,T}) = O(h^2), \quad \text{Var}(B_{1,T}^{(2)}) = O(h^2).$$

Therefore

$$\begin{aligned} \bar{\bar{L}}_{t_0,T}(u_0; v) &= \sum_{t=p+1}^T K\left(\frac{t - \lfloor u_0 T \rfloor}{Th}\right) w_{t-1}(u_0) H_{t,T}(u_0; v) \\ &= \sum_{t=p+1}^T K\left(\frac{t - \lfloor u_0 T \rfloor}{Th}\right) w_{t-1}(u_0) \left[ -\frac{1}{\sqrt{Th}} v^\top X_{t-1}(u_0) \text{sign}(\epsilon_t) + \frac{f(0)}{Th} \{v^\top X_{t-1}(u_0)\}^2 \right] \\ &\xrightarrow{d} -v^\top \sqrt{\kappa_2} \Omega(u_0)^{1/2} W + f(0) v^\top \Sigma(u_0) v. \end{aligned}$$

As a consequence, we have that

$$\tilde{L}_T(u_0; v) = -v^\top \left\{ \sqrt{\kappa_2} \Omega(u_0)^{1/2} W - \sqrt{Th} h^2 E\{b_t(u_0)^\top\} \int K(x) x^2 dx \right\} + f(0) v^\top \Sigma(u_0) v + o_p(1),$$

in which the minimum of the leading term is attained at

$$v = \frac{\sqrt{\kappa_2}}{2f(0)} \Sigma(u_0)^{-1} \Omega(u_0)^{1/2} W - \sqrt{Th} h^2 \Sigma(u_0)^{-1} E\{b_t(u_0)^\top\} \frac{\int K(x) x^2 dx}{2f(0)}.$$

Hence, by recalling (11), as  $T \rightarrow \infty$ ,

$$\sqrt{Th} \left[ \hat{\beta}_T^Q(u_0) - \beta(u_0) \right] + \sqrt{Th} h^2 \Sigma^{-1}(u_0) E\{b_t(u_0)^\top\} \frac{\int K(x) x^2 dx}{2f(0)} \xrightarrow{d} N\left(0_p, \frac{\kappa_2}{4f(0)^2} \Sigma^{-1}(u_0) \Omega(u_0) \Sigma^{-1}(u_0)\right).$$

□

## A-6 Addendum for proof of Theorem 3

### Proof of (A-25)

Recall that

$$\begin{aligned}
B_{1,T}^{(2)} &= -\frac{2f(0)}{\sqrt{Th}} \sum_{t=p+1}^T K\left(\frac{t-\lfloor u_0 T \rfloor}{Th}\right) w_{t-1}\left(\frac{t}{T}\right) \left\{ \beta\left(\frac{t}{T}\right) - \beta(u_0) \right\}^\top X_{t-1}\left(\frac{t}{T}\right) X_{t-1}^\top\left(\frac{t}{T}\right) v \\
&= -\frac{2f(0)}{\sqrt{Th}} \sum_{t=p+1}^T K\left(\frac{t-\lfloor u_0 T \rfloor}{Th}\right) w_{t-1}(u_0) \left\{ \beta\left(\frac{t}{T}\right) - \beta(u_0) \right\}^\top X_{t-1}(u_0) X_{t-1}^\top(u_0) v \\
&\quad + \frac{2f(0)}{\sqrt{Th}} \sum_{t=p+1}^T K\left(\frac{t-\lfloor u_0 T \rfloor}{Th}\right) \left\{ w_{t-1}(u_0) - w_{t-1}\left(\frac{t}{T}\right) \right\} \left\{ \beta\left(\frac{t}{T}\right) - \beta(u_0) \right\}^\top X_{t-1}(u_0) X_{t-1}^\top(u_0) v \\
&\quad + \frac{2f(0)}{\sqrt{Th}} \sum_{t=p+1}^T K\left(\frac{t-\lfloor u_0 T \rfloor}{Th}\right) w_{t-1}(u_0) \left\{ \beta\left(\frac{t}{T}\right) - \beta(u_0) \right\}^\top \left\{ X_{t-1}(u_0) X_{t-1}^\top(u_0) - X_{t-1}\left(\frac{t}{T}\right) X_{t-1}^\top\left(\frac{t}{T}\right) \right\} v \\
&\quad + \frac{2f(0)}{\sqrt{Th}} \sum_{t=p+1}^T K\left(\frac{t-\lfloor u_0 T \rfloor}{Th}\right) \left\{ w_{t-1}\left(\frac{t}{T}\right) - w_{t-1}(u_0) \right\} \left\{ \beta\left(\frac{t}{T}\right) - \beta(u_0) \right\}^\top \\
&\quad \cdot \left\{ X_{t-1}(u_0) X_{t-1}^\top(u_0) - X_{t-1}\left(\frac{t}{T}\right) X_{t-1}^\top\left(\frac{t}{T}\right) \right\} v \\
&:= B_{1,T}^{(2,1)} + B_{1,T}^{(2,2)} + B_{1,T}^{(2,3)} + B_{1,T}^{(2,4)},
\end{aligned}$$

where

$$\begin{aligned}
B_{1,T}^{(2,1)} &:= -\frac{2f(0)}{\sqrt{Th}} \sum_{t=p+1}^T K\left(\frac{t-\lfloor u_0 T \rfloor}{Th}\right) w_{t-1}(u_0) \left\{ \beta\left(\frac{t}{T}\right) - \beta(u_0) \right\}^\top X_{t-1}(u_0) X_{t-1}^\top(u_0) v \\
&= -\frac{2f(0)}{\sqrt{Th}} \sum_{t=p+1}^T \left( \frac{t}{T} - u_0 \right) K\left(\frac{t-\lfloor u_0 T \rfloor}{Th}\right) w_{t-1}(u_0) \beta'(u_0)^\top X_{t-1}(u_0) X_{t-1}^\top(u_0) v \\
&\quad - \frac{f(0)}{\sqrt{Th}} \sum_{t=p+1}^T \left( \frac{t}{T} - u_0 \right)^2 K\left(\frac{t-\lfloor u_0 T \rfloor}{Th}\right) w_{t-1}(u_0) \beta''(u_0)^\top X_{t-1}(u_0) X_{t-1}^\top(u_0) v \\
&\quad + \frac{1}{\sqrt{Th}} \sum_{t=p+1}^T \left( \frac{t}{T} - u_0 \right)^3 K\left(\frac{t-\lfloor u_0 T \rfloor}{Th}\right) r_{1,t,T}^{(2,1)} v, \\
B_{1,T}^{(2,2)} &:= \frac{2f(0)}{\sqrt{Th}} \sum_{t=p+1}^T K\left(\frac{t-\lfloor u_0 T \rfloor}{Th}\right) \left\{ w_{t-1}(u_0) - w_{t-1}\left(\frac{t}{T}\right) \right\} \left\{ \beta\left(\frac{t}{T}\right) - \beta(u_0) \right\}^\top X_{t-1}(u_0) X_{t-1}^\top(u_0) v \\
&= \frac{2f(0)}{\sqrt{Th}} \sum_{t=p+1}^T \left( \frac{t}{T} - u_0 \right)^2 K\left(\frac{t-\lfloor u_0 T \rfloor}{Th}\right) g'(X_{t-1}(u_0))^\top \frac{\partial X_{t-1}(u_0)}{\partial u} \beta'(u_0)^\top X_{t-1}(u_0) X_{t-1}^\top(u_0) v \\
&\quad + \frac{1}{\sqrt{Th}} \sum_{t=p+1}^T \left( \frac{t}{T} - u_0 \right)^3 K\left(\frac{t-\lfloor u_0 T \rfloor}{Th}\right) r_{1,t,T}^{(2,2)} v,
\end{aligned}$$

$$\begin{aligned}
B_{1,T}^{(2,3)} &:= \frac{2f(0)}{\sqrt{Th}} \sum_{t=p+1}^T K\left(\frac{t-\lfloor u_0 T \rfloor}{Th}\right) w_{t-1}(u_0) \left\{ \beta\left(\frac{t}{T}\right) - \beta(u_0) \right\}^\top \left\{ X_{t-1}(u_0) X_{t-1}^\top(u_0) \right. \\
&\quad \left. - X_{t-1}\left(\frac{t}{T}\right) X_{t-1}^\top\left(\frac{t}{T}\right) \right\} v \\
&= \frac{4f(0)}{\sqrt{Th}} \sum_{t=p+1}^T \left(\frac{t}{T} - u_0\right)^2 K\left(\frac{t-\lfloor u_0 T \rfloor}{Th}\right) w_{t-1}(u_0) \beta'(u_0)^\top \frac{\partial X_{t-1}(u_0)}{\partial u} X_{t-1}^\top(u_0) v \\
&\quad + \frac{1}{\sqrt{Th}} \sum_{t=p+1}^T \left(\frac{t}{T} - u_0\right)^3 K\left(\frac{t-\lfloor u_0 T \rfloor}{Th}\right) r_{1,t,T}^{(2,3)} v, \\
B_{1,T}^{(2,4)} &:= \frac{2f(0)}{\sqrt{Th}} \sum_{t=p+1}^T K\left(\frac{t-\lfloor u_0 T \rfloor}{Th}\right) \left\{ w_{t-1}\left(\frac{t}{T}\right) - w_{t-1}(u_0) \right\} \left\{ \beta\left(\frac{t}{T}\right) - \beta(u_0) \right\}^\top \\
&\quad \left\{ X_{t-1}(u_0) X_{t-1}^\top(u_0) - X_{t-1}\left(\frac{t}{T}\right) X_{t-1}^\top\left(\frac{t}{T}\right) \right\} v \\
&= \frac{1}{\sqrt{Th}} \sum_{t=p+1}^T \left(\frac{t}{T} - u_0\right)^3 K\left(\frac{t-\lfloor u_0 T \rfloor}{Th}\right) r_{1,t,T}^{(2,4)} v.
\end{aligned}$$

Then

$$\begin{aligned}
E \left\{ \frac{1}{\sqrt{Th}} \sum_{t=p+1}^T \left(\frac{t}{T} - u_0\right)^3 K\left(\frac{t-\lfloor u_0 T \rfloor}{Th}\right) r_{1,t,T}^{(2,i)} v \right\} &\leq \frac{Th}{\sqrt{Th}} \sup_t |E(r_{1,t,T}^{(2,i)})| v \frac{1}{Th} \sum_{t=p+1}^T \left| K\left(\frac{t-\lfloor u_0 T \rfloor}{Th}\right) \left(\frac{t}{T} - u_0\right)^3 \right| \\
&\leq C\sqrt{Th}h^3 \sup_t |E(r_{1,t,T}^{(2,i)})| v \left\{ \int |K(x)| dx + O\left(\frac{1}{T}\right) \right\} \\
&= O\left(\sqrt{Th}h^3 \|v\|\right),
\end{aligned}$$

for  $i = 1, 2, 3, 4$ . Now, we rearrange  $B_{1,T}^{(2)}$  as

$$B_{1,T}^{(2)} = S_{1,T}^{(2,1)} + S_{1,T}^{(2,2)} + r_{1,T}^{(2)},$$

where

$$r_{1,T}^{(2)} := \sum_{t=p+1}^T K\left(\frac{t-\lfloor u_0 T \rfloor}{Th}\right) \left(\frac{t}{T} - u_0\right)^3 \left( r_{1,t,T}^{(2,1)} + r_{1,t,T}^{(2,2)} + r_{1,t,T}^{(2,3)} + r_{1,t,T}^{(2,4)} \right),$$

$$\begin{aligned}
S_{1,T}^{(2,1)} &:= \sum_{t=p+1}^T K\left(\frac{t-\lfloor u_0 T \rfloor}{Th}\right) \left(\frac{t}{T} - u_0\right) \left\{ -\frac{2f(0)}{\sqrt{Th}} w_{t-1}(u_0) \beta'(u_0)^\top X_{t-1}(u_0) X_{t-1}^\top(u_0) v \right\} \\
&:= \sum_{t=p+1}^T K\left(\frac{t-\lfloor u_0 T \rfloor}{Th}\right) \left(\frac{t}{T} - u_0\right) \left\{ \frac{1}{\sqrt{Th}} a_t(u_0) v \right\},
\end{aligned}$$

$$\begin{aligned}
S_{1,T}^{(2,2)} &:= \sum_{t=p+1}^T K\left(\frac{t-\lfloor u_0 T \rfloor}{Th}\right) \left(\frac{t}{T} - u_0\right)^2 \frac{f(0)}{\sqrt{Th}} \left\{ -w_{t-1}(u_0) \beta''(u_0)^\top X_{t-1}(u_0) X_{t-1}^\top(u_0) \right. \\
&\quad \left. + 2g'(X_{t-1}(u_0))^\top \frac{\partial X_{t-1}(u_0)}{\partial u} \beta'(u_0)^\top X_{t-1}(u_0) X_{t-1}^\top(u_0) + 4w_{t-1}(u_0) \beta'(u_0)^\top \frac{\partial X_{t-1}(u_0)}{\partial u} X_{t-1}^\top(u_0) \right\} v \\
&:= \sum_{t=p+1}^T K\left(\frac{t-\lfloor u_0 T \rfloor}{Th}\right) \left(\frac{t}{T} - u_0\right)^2 \left\{ \frac{1}{\sqrt{Th}} b_t(u_0) v \right\}
\end{aligned}$$

and

$$a_t(u_0) = -2f(0)w_{t-1}(u_0)\beta'(u_0)^\top X_{t-1}(u_0)X_{t-1}^\top(u_0),$$

$$b_t(u_0) = f(0) \left\{ -w_{t-1}(u_0)\beta''(u_0)^\top X_{t-1}(u_0)X_{t-1}^\top(u_0) \right. \\ \left. + 2g'(X_{t-1}(u_0))^\top \frac{\partial X_{t-1}(u_0)}{\partial u} \beta'(u_0)^\top X_{t-1}(u_0)X_{t-1}^\top(u_0) + 4w_{t-1}(u_0)\beta'(u_0)^\top \frac{\partial X_{t-1}(u_0)}{\partial u} X_{t-1}^\top(u_0) \right\}.$$

It follows that

$$\begin{aligned} E(B_{1,T}^{(2)}) &= E(S_{1,T}^{(2,1)} + S_{1,T}^{(2,2)} + r_{1,T}^{(2)}) \\ &= \frac{1}{\sqrt{Th}} E\{a_t(u_0)\} v \sum_{t=p+1}^T K\left(\frac{t - \lfloor u_0 T \rfloor}{Th}\right) \left(\frac{t}{T} - u_0\right) \\ &\quad + \frac{1}{\sqrt{Th}} E\{b_t(u_0)\} v \sum_{t=p+1}^T K\left(\frac{t - \lfloor u_0 T \rfloor}{Th}\right) \left(\frac{t}{T} - u_0\right)^2 + O(\sqrt{Th}h^3\|v\|) \\ &= \frac{Th}{\sqrt{Th}} E\{a_t(u_0)\} v \left\{ \int_{-Ch}^{Ch} \frac{1}{h} K\left(\frac{x}{h}\right) x dx + O\left(\frac{1}{T}\right) \right\} \\ &\quad + \frac{Th}{\sqrt{Th}} E\{b_t(u_0)\} v \left\{ h^2 \int K(x) x^2 dx + O\left(\frac{1}{T}\right) \right\} + O(\sqrt{Th}h^3\|v\|) \\ &= \sqrt{Th}h^2 E\{b_t(u_0)\} v \int K(x) x^2 dx + O\left(\sqrt{Th}\|v\|\left(h^3 + \frac{1}{T}\right)\right). \end{aligned}$$

### A-6.1 Proof of (A-26)

Applying Assumption 6 we have that

$$\begin{aligned} \text{Var}(B_{1,T}^{(2)}) &= \text{Var}\left(\frac{2f(0)}{\sqrt{Th}} \sum_{t=p+1}^T K\left(\frac{t - \lfloor u_0 T \rfloor}{Th}\right) w_{t-1}\left(\frac{t}{T}\right) \left\{\beta\left(\frac{t}{T}\right) - \beta(u_0)\right\}^\top X_{t-1}\left(\frac{t}{T}\right) X_{t-1}^\top\left(\frac{t}{T}\right) v\right) \\ &\leq \frac{C_3 h^2}{Th} (1 + o(1)) \sum_{t_1, t_2=p+1}^T \left[ K\left(\frac{t_1 - \lfloor u_0 T \rfloor}{Th}\right) K\left(\frac{t_2 - \lfloor u_0 T \rfloor}{Th}\right) \right. \\ &\quad \left. \times |\text{Cov}(w_{t_1-1}(u_0) X_{t_1-1}(u_0) X_{t_1-1}^\top(u_0), w_{t_2-1}(u_0) X_{t_2-1}(u_0) X_{t_2-1}^\top(u_0))| \right] \\ &= O(h^2). \end{aligned}$$

### A-6.2 Proof of (A-27)

Recall that

$$\begin{aligned} B_{2,T} &:= \sum_{t=p+1}^T K\left(\frac{t - \lfloor u_0 T \rfloor}{Th}\right) \left\{ w_{t-1}\left(\frac{t}{T}\right) H_{t,T}\left(\frac{t}{T}\right) - w_{t-1}(u_0) H_{t,T}(u_0) \right\} \\ &:= B_{2,T}^{(1)} + B_{2,T}^{(2)} + B_{2,T}^{(3)}, \end{aligned}$$

$$\begin{aligned}
B_{2,T}^{(1)} &= \sum_{t=p+1}^T K\left(\frac{t-\lfloor u_0 T \rfloor}{Th}\right) \left\{ w_{t-1}\left(\frac{t}{T}\right) - w_{t-1}(u_0) \right\} H_{t,T}(u_0; v) \\
&= \sum_{t=p+1}^T K\left(\frac{t-\lfloor u_0 T \rfloor}{Th}\right) \left(\frac{t}{T} - u_0\right) \frac{\partial w_{t-1}(u_0)}{\partial u} H_{t,T}(u_0; v) \\
&\quad + \frac{1}{2} \sum_{t=p+1}^T K\left(\frac{t-\lfloor u_0 T \rfloor}{Th}\right) \left(\frac{t}{T} - u_0\right)^2 \frac{\partial^2 w_{t-1}(u_0)}{\partial u^2} H_{t,T}(u_0; v) + \sum_{t=p+1}^T K\left(\frac{t-\lfloor u_0 T \rfloor}{Th}\right) \left(\frac{t}{T} - u_0\right)^3 r_{2,t,T}^{(1)}, \\
B_{2,T}^{(2)} &= \sum_{t=p+1}^T K\left(\frac{t-\lfloor u_0 T \rfloor}{Th}\right) w_{t-1}(u_0) \left\{ H_{t,T}\left(\frac{t}{T}; v\right) - H_{t,T}(u_0; v) \right\} \\
&= \sum_{t=p+1}^T K\left(\frac{t-\lfloor u_0 T \rfloor}{Th}\right) \left(\frac{t}{T} - u_0\right) w_{t-1}(u_0) \frac{\partial H_{t,T}(u_0; v)}{\partial u} \\
&\quad + \frac{1}{2} \sum_{t=p+1}^T K\left(\frac{t-\lfloor u_0 T \rfloor}{Th}\right) \left(\frac{t}{T} - u_0\right)^2 w_{t-1}(u_0) \frac{\partial^2 H_{t,T}(u_0; v)}{\partial u^2} + \sum_{t=p+1}^T K\left(\frac{t-\lfloor u_0 T \rfloor}{Th}\right) \left(\frac{t}{T} - u_0\right)^3 r_{2,t,T}^{(2)}, \\
B_{2,T}^{(3)} &= \sum_{t=p+1}^T K\left(\frac{t-\lfloor u_0 T \rfloor}{Th}\right) \left\{ w_{t-1}\left(\frac{t}{T}\right) - w_{t-1}(u_0) \right\} \left\{ H_{t,T}\left(\frac{t}{T}; v\right) - H_{t,T}(u_0; v) \right\} \\
&= \sum_{t=p+1}^T K\left(\frac{t-\lfloor u_0 T \rfloor}{Th}\right) \left(\frac{t}{T} - u_0\right)^2 \frac{\partial w_{t-1}(u_0)}{\partial u} \frac{\partial H_{t,T}(u_0; v)}{\partial u} + \sum_{t=p+1}^T K\left(\frac{t-\lfloor u_0 T \rfloor}{Th}\right) \left(\frac{t}{T} - u_0\right)^3 r_{2,t,T}^{(3)}
\end{aligned}$$

and

$$\begin{aligned}
E \left\{ \sum_{t=p+1}^T K\left(\frac{t-\lfloor u_0 T \rfloor}{Th}\right) \left(\frac{t}{T} - u_0\right)^3 r_{2,t,T}^{(i)} \right\} &\leq Th \sup_t |E(r_{2,t,T}^{(i)})| \frac{1}{Th} \sum_{t=p+1}^T \left| K\left(\frac{t-\lfloor u_0 T \rfloor}{Th}\right) \left(\frac{t}{T} - u_0\right)^3 \right| \\
&\leq C_2 Th^4 \sup_t |E(r_{2,t,T}^{(i)})| \left\{ \int |K(x)| dx + O\left(\frac{1}{T}\right) \right\},
\end{aligned}$$

for  $i = 1, 2, 3$ . But

$$E \left\{ \frac{\partial^j X_{t-1}(u)}{\partial u^j} \text{sign}(\epsilon_t) \right\} = 0$$

for  $j = 0, 1, 2, 3$ , so

$$E(r_{2,t,T}^{(i)}) = O\left(\frac{\|v\|^2}{Th}\right)$$

for  $i = 1, 2, 3$ . Now, we re-express  $B_{2,T}$  as

$$B_{2,T} = S_{2,T}^{(1)} + S_{2,T}^{(2)} + r_{2,T},$$

where

$$\begin{aligned}
r_{2,T} &:= \sum_{t=p+1}^T K\left(\frac{t-\lfloor u_0 T \rfloor}{Th}\right) \left(\frac{t}{T} - u_0\right)^3 \left( r_{2,t,T}^{(1)} + r_{2,t,T}^{(2)} + r_{2,t,T}^{(3)} \right), \\
S_{2,T}^{(1)} &:= \sum_{t=p+1}^T K\left(\frac{t-\lfloor u_0 T \rfloor}{Th}\right) \left(\frac{t}{T} - u_0\right) \left\{ \frac{\partial w_{t-1}(u_0)}{\partial u} H_{t,T}(u_0; v) + w_{t-1}(u_0) \frac{\partial H_{t,T}(u_0; v)}{\partial u} \right\} \\
&= \sum_{t=p+1}^T K\left(\frac{t-\lfloor u_0 T \rfloor}{Th}\right) \left(\frac{t}{T} - u_0\right) \left\{ \frac{1}{\sqrt{Th}} v^\top c_t^{(1)}(u_0) + \frac{1}{Th} v^\top c_t^{(2)}(u_0) v \right\},
\end{aligned}$$



$$\begin{aligned}
S_{2,T}^{(2)} &:= \sum_{t=p+1}^T K\left(\frac{t - \lfloor u_0 T \rfloor}{Th}\right) \left(\frac{t}{T} - u_0\right)^2 \frac{1}{2} \left\{ \frac{\partial^2 w_{t-1}(u_0)}{\partial u^2} H_{t,T}(u_0; v) + w_{t-1}(u_0) \frac{\partial^2 H_{t,T}(u_0; v)}{\partial u^2} \right. \\
&\quad \left. + 2 \frac{\partial w_{t-1}(u_0)}{\partial u} \frac{\partial H_{t,T}(u_0; v)}{\partial u} \right\} \\
&= \sum_{t=p+1}^T K\left(\frac{t - \lfloor u_0 T \rfloor}{Th}\right) \left(\frac{t}{T} - u_0\right)^2 \left\{ \frac{1}{\sqrt{Th}} v^\top d_t^{(1)}(u_0) + \frac{1}{Th} v^\top d_t^{(2)}(u_0) v \right\}
\end{aligned}$$

and

$$\begin{aligned}
c_t^{(1)}(u_0) &= -g'(X_{t-1}(u_0))^\top \frac{\partial X_{t-1}(u_0)}{\partial u} X_{t-1}(u_0) \text{sign}(\epsilon_t) - g(X_{t-1}(u_0)) \frac{\partial X_{t-1}(u_0)}{\partial u} \text{sign}(\epsilon_t) \\
&= - \left[ g'(X_{t-1}(u_0))^\top \frac{\partial X_{t-1}(u_0)}{\partial u} X_{t-1}(u_0) + g(X_{t-1}(u_0)) \frac{\partial X_{t-1}(u_0)}{\partial u} \right] \text{sign}(\epsilon_t), \\
c_t^{(2)}(u_0) &= f(0) g'(X_{t-1}^\top(u_0)) \frac{\partial X_{t-1}(u_0)}{\partial u} X_{t-1}(u_0) X_{t-1}^\top(u_0) + 2f(0) g(X_{t-1}(u_0)) \frac{\partial X_{t-1}(u_0)}{\partial u} X_{t-1}^\top(u_0) \\
&= f(0) \left[ g'(X_{t-1}(u_0))^\top \frac{\partial X_{t-1}(u_0)}{\partial u} X_{t-1}(u_0) X_{t-1}^\top(u_0) + 2g(X_{t-1}(u_0)) \frac{\partial X_{t-1}(u_0)}{\partial u} X_{t-1}^\top(u_0) \right], \\
2d_t^{(1)}(u_0) &= - \left\{ g'(X_{t-1}(u_0))^\top \frac{\partial^2 X_{t-1}(u_0)}{\partial u^2} + \frac{\partial X_{t-1}(u_0)}{\partial u}^\top g''(X_{t-1}(u_0)) \frac{\partial X_{t-1}(u_0)}{\partial u} \right\} X_{t-1}(u_0) \text{sign}(\epsilon_t) \\
&\quad - g(X_{t-1}(u_0)) \frac{\partial^2 X_{t-1}(u_0)}{\partial u^2} \text{sign}(\epsilon_t) - 2g'(X_{t-1}(u_0))^\top \frac{\partial X_{t-1}(u_0)}{\partial u} \frac{\partial X_{t-1}(u_0)}{\partial u} \text{sign}(\epsilon_t), \\
2d_t^{(2)}(u_0) &= f(0) \left\{ g'(X_{t-1}(u_0))^\top \frac{\partial^2 X_{t-1}(u_0)}{\partial u^2} + \frac{\partial X_{t-1}(u_0)}{\partial u}^\top g''(X_{t-1}(u_0)) \frac{\partial X_{t-1}(u_0)}{\partial u} \right\} X_{t-1}(u_0) X_{t-1}^\top(u_0) \\
&\quad + 2f(0) g(X_{t-1}(u_0)) \left\{ \frac{\partial^2 X_{t-1}(u_0)}{\partial u^2} X_{t-1}(u_0)^\top + \frac{\partial X_{t-1}(u_0)}{\partial u} \frac{\partial X_{t-1}(u_0)}{\partial u}^\top \right\} \\
&\quad + 4f(0) g'(X_{t-1}(u_0))^\top \frac{\partial X_{t-1}(u_0)}{\partial u} \frac{\partial X_{t-1}(u_0)}{\partial u} X_{t-1}^\top(u_0). \tag{A-29}
\end{aligned}$$

Since  $E\left(c_t^{(1)}(u_0)\right) = 0$  and  $E\left(d_t^{(1)}(u_0)\right) = 0$ , we can conclude that

$$\begin{aligned}
E(B_{2,T}) &= E\left(S_T^{(2,1)} + S_T^{(2,2)} + r_{2,T}\right) = \frac{1}{Th} v^\top E\left\{c_t^{(2)}(u_0)\right\} v \sum_{t=p+1}^T K\left(\frac{t - \lfloor u_0 T \rfloor}{Th}\right) \left(\frac{t}{T} - u_0\right) \\
&\quad + \frac{1}{Th} v^\top E\left\{d_t^{(2)}(u_0)\right\} v \sum_{t=p+1}^T K\left(\frac{t - \lfloor u_0 T \rfloor}{Th}\right) \left(\frac{t}{T} - u_0\right)^2 + O\left(\|v\|^2 h^3\right) \\
&= v^\top E\left\{c_t^{(2)}(u_0)\right\} v \left\{ \int_{-Ch}^{Ch} \frac{1}{h} K\left(\frac{x}{h}\right) x dx + O\left(\frac{1}{T}\right) \right\} \\
&\quad + v^\top E\left\{d_t^{(2)}(u_0)\right\} v \left\{ h^2 \int K(x) x^2 dx + O\left(\frac{1}{T}\right) \right\} + O\left(\|v\|^2 h^3\right) \\
&= h^2 v^\top E\left\{d_t^{(2)}(u_0)\right\} v \int K(x) x^2 dx + O\left(\|v\|^2 \left(h^3 + \frac{1}{T}\right)\right).
\end{aligned}$$

### A-6.3 Proof of (A-28)

By applying Assumption 6,

$$\begin{aligned} & \text{Var} \left\{ \frac{1}{\sqrt{Th}} \sum_{t=p+1}^T K \left( \frac{t - \lfloor u_0 T \rfloor}{Th} \right) \left( \frac{t}{T} - u_0 \right) v^\top c_t^{(1)}(u_0) \right\} \\ &= \frac{1}{Th} \sum_{t_1, t_2=p+1}^T K \left( \frac{t_1 - \lfloor u_0 T \rfloor}{Th} \right) \left( \frac{t_1}{T} - u_0 \right) K \left( \frac{t_2 - \lfloor u_0 T \rfloor}{Th} \right) \left( \frac{t_2}{T} - u_0 \right) v^\top \text{Cov} \left( c_{t_1}^{(1)}(u_0), c_{t_2}^{(1)}(u_0) \right) v \\ &= v^\top \text{Var} \left( c_t^{(1)}(u_0) \right) v \frac{1}{Th} \sum_{t=p+1}^T K^2 \left( \frac{t - \lfloor u_0 T \rfloor}{Th} \right) \left( \frac{t}{T} - u_0 \right)^2 = v^\top \text{Var} \left( c_t^{(1)}(u_0) \right) v \left\{ h^2 \int K^2(x) x^2 dx + O \left( \frac{1}{T} \right) \right\}, \end{aligned}$$

$$\begin{aligned} & \text{Var} \left\{ \frac{1}{Th} \sum_{t=p+1}^T K \left( \frac{t - \lfloor u_0 T \rfloor}{Th} \right) \left( \frac{t}{T} - u_0 \right) v^\top c_t^{(2)}(u_0) v \right\} \\ &= \frac{1}{(Th)^2} \sum_{t_1, t_2=p+1}^T K \left( \frac{t_1 - \lfloor u_0 T \rfloor}{Th} \right) \left( \frac{t_1}{T} - u_0 \right) K \left( \frac{t_2 - \lfloor u_0 T \rfloor}{Th} \right) \left( \frac{t_2}{T} - u_0 \right) v^\top \text{Cov} \left( c_{t_1}^{(2)}(u_0) v, v^\top c_{t_2}^{(2)}(u_0) \right) v \\ &\leq \frac{C_4 h^2 \|K\|_\infty}{(Th)^2} \sum_{t=p+1}^T K \left( \frac{t - \lfloor u_0 T \rfloor}{Th} \right) \sum_s \left| \text{Cov} \left( c_t^{(2)}(u_0), c_{t+s}^{(2)}(u_0) \right) \right| = O \left( \frac{h}{T} \right) \end{aligned}$$

and

$$\begin{aligned} & \text{Cov} \left\{ \frac{1}{\sqrt{Th}} \sum_{t=p+1}^T K \left( \frac{t - \lfloor u_0 T \rfloor}{Th} \right) \left( \frac{t}{T} - u_0 \right) v^\top c_t^{(1)}(u_0), \frac{1}{Th} \sum_{t=p+1}^T K \left( \frac{t - \lfloor u_0 T \rfloor}{Th} \right) \left( \frac{t}{T} - u_0 \right) v^\top c_t^{(2)}(u_0) v \right\} \\ &\leq \sqrt{\prod_{i=1}^2 \text{Var} \left\{ \frac{1}{\sqrt{Th}} \sum_{t=p+1}^T K \left( \frac{t - \lfloor u_0 T \rfloor}{Th} \right) \left( \frac{t}{T} - u_0 \right) v^\top c_t^{(i)}(u_0) \right\}} = O \left( \sqrt{\frac{h^3}{T}} \right), \end{aligned}$$

we have

$$\text{Var} \left( S_{2,T}^{(1)} \right) = O(h^2)$$

and similarly

$$\text{Var} \left( S_{2,T}^{(2)} \right) = O(h^4) \quad \text{and} \quad \text{Var} \left( r_{2,T} \right) = o(h^4).$$

## A-7 Additional simulation results

### A-7.1 Estimation

We also carried out the same simulation experiments for the data from tvAR(2) model

$$Y_{t,T} = 0.8 \sin(2\pi t/T) Y_{t-1,T} + 0.2 \sin(2\pi(t/T + 0.1)) Y_{t-2,T} + \epsilon_t. \quad (\text{A-30})$$

In this case, in addition to the mean absolute error (13), we also calculate mean squared error defined as

$$\text{MSE} = \frac{1}{n} \sum_{i=1}^n \|\hat{\beta}(t_i) - \beta(t_i)\|_2.$$

The other settings are the same as in the tvAR(1) case. The estimated mean squared errors are calculated in the similar way as (15). Tables 7 and 8 show the results in the tvAR(2) case.

Overall, we observed the similar results as in the tvAR(1) case.

Table 7: Estimated mean absolute errors for the model (A-30) based on 1000 simulations and using different sample sizes. Minimum in each line is indicated by boldface fonts.

$\epsilon_t \sim N(0, 1)$	L2	LAD	LSW1c1	LSW1c2	LSW1q1	LSW1q2	LSW3
$T = 100$	<b>0.4080</b>	0.4362	0.4659	0.4241	0.4558	0.4793	0.4398
$T = 500$	<b>0.1930</b>	0.2214	0.3219	0.2399	0.2632	0.3091	0.2386
$T = 1000$	<b>0.1404</b>	0.1681	0.2900	0.1974	0.2152	0.2684	0.1886
<hr/>							
$\epsilon_t \sim t_2$	L2	LAD	LSW1c1	LSW1c2	LSW1q1	LSW1q2	LSW3
$T = 100$	0.4131	0.3905	0.4464	<b>0.3796</b>	0.3959	0.4046	0.4224
$T = 500$	0.1990	<b>0.1754</b>	0.3059	0.2139	0.1844	0.2046	0.2039
$T = 1000$	0.1461	<b>0.1229</b>	0.2721	0.1739	0.1343	0.1566	0.1575
<hr/>							
$\epsilon_t \sim \text{Cauchy}$	L2	LAD	LSW1c1	LSW1c2	LSW1q1	LSW1q2	LSW3
$T = 100$	0.4353	0.3810	0.4700	0.3853	0.3928	<b>0.3794</b>	9.2486
$T = 500$	0.2204	0.1808	0.3118	0.2174	0.1690	<b>0.1589</b>	0.2067
$T = 1000$	0.1616	0.1272	0.2715	0.1748	0.1119	<b>0.1063</b>	0.1475

Table 8: Estimated mean squared errors for the model (A-30) based on 1000 simulations and using different sample sizes. Minimum in each line is indicated by boldface fonts.

$\epsilon_t \sim N(0, 1)$	L2	LAD	LSW1c1	LSW1c2	LSW1q1	LSW1q2	LSW3
$T = 100$	<b>0.3172</b>	0.3391	0.3712	0.3318	0.3586	0.3804	0.3424
$T = 500$	<b>0.1507</b>	0.1722	0.2589	0.1880	0.2083	0.2490	0.1845
$T = 1000$	<b>0.1095</b>	0.1303	0.2339	0.1550	0.1706	0.2169	0.1451
<hr/>							
$\epsilon_t \sim t_2$	L2	LAD	LSW1c1	LSW1c2	LSW1q1	LSW1q2	LSW3
$T = 100$	0.3225	0.3043	0.3590	<b>0.2997</b>	0.3094	0.3187	0.3295
$T = 500$	0.1561	<b>0.1382</b>	0.2481	0.1702	0.1450	0.1623	0.1579
$T = 1000$	0.1143	<b>0.0967</b>	0.2213	0.1391	0.1053	0.1244	0.1212
<hr/>							
$\epsilon_t \sim \text{Cauchy}$	L2	LAD	LSW1c1	LSW1c2	LSW1q1	LSW1q2	LSW3
$T = 100$	0.3465	0.3024	0.3825	0.3093	0.3064	<b>0.2970</b>	6.5867
$T = 500$	0.1766	0.1462	0.2545	0.1755	0.1338	<b>0.1262</b>	0.1612
$T = 1000$	0.1299	0.1035	0.2216	0.1415	0.0887	<b>0.0844</b>	0.1142

### A-7.2 Coverage probability of confidence region

We next consider the model tvAR(2) model (A-30), and construct the confidence region for  $\beta(u_0) = (\beta_1(u_0), \beta_2(u_0))^\top$ . Throughout this subsection, we fix  $u_0 = 0.5$ . For this purpose, define a criterion function  $\hat{C}_{T,M}(\beta) := Th(\beta - \hat{\beta}_T(u_0))^\top \hat{\Xi}_{T,M}^*(u_0)^{-1}(\beta - \hat{\beta}_T(u_0))$  ( $\beta \in \mathbb{R}^2$ ), where  $\hat{\beta}_T(u_0)$  is SWLADE based on an observed stretch  $Y_{1,T}, \dots, Y_{T,T}$ , and  $\hat{\Xi}_{T,M}^*(u_0)$  is the bootstrap asymptotic covariance matrix estimator of the asymptotic covariance matrix of  $\sqrt{T}h(\hat{\beta}_T(u_0) - \beta(u_0))$  obtained by Theorem 2. Then, the  $100(1 - \delta)\%$ -confidence region ( $\delta \in (0, 1)$ ) of  $\beta(u_0)$  is calculated as  $\hat{R}_{T,M} := \left\{ b \in \mathbb{R}^2 : \hat{C}_{T,M}(b) \leq q_{2,\delta} \right\}$ , where  $q_{2,\delta}$  is the upper  $\delta$  quantile of  $\chi_2^2$ -distribution. Table 9 shows the empirical coverage probability of confidence region  $\hat{R}_{T,M}$  based on 1000 replications (i.e.,  $\sum_{l=1}^{1000} \mathbb{I}(\beta(u_0) \in \hat{R}_{T,M}^{(l)})/1000$ , where  $\hat{R}_{T,M}^{(l)}$  is the confidence region in  $l$ th iteration) with theoretical coverage probabilities 90% and 95%. Generally, the performance of the proposed confidence region becomes better as sample size increases. In particular, the empirical coverage probability is quite close to the true one when the error follows Cauchy distribution and  $T = 1000$ . Then, we can see the robustness of our method even when the error distribution departs far from normality.

Table 9: Empirical coverage probabilities of  $\hat{R}_{T,M}$  for  $\beta(u_0)$

$\epsilon_t \sim N(0, 1)$			$\epsilon_t \sim t_2$			$\epsilon_t \sim \text{Cauchy}$		
$T$	90%	95%	$T$	90%	95%	$T$	90%	95%
100	0.879	0.927	100	0.887	0.933	100	0.860	0.920
500	0.878	0.933	500	0.902	0.940	500	0.884	0.945
1000	0.889	0.936	1000	0.915	0.950	1000	0.902	0.947