

Program Dependence Net and On-demand Slicing for Property Verification of Concurrent System and Software

Zhijun Ding^a, Shuo Li^{a,*}, Cheng Chen^a and Cong He^a

^aTongji University, Shanghai, 201804, China

ARTICLE INFO

Keywords:

Petri nets
Formal Verification
Linear Temporal Logic
On-demand Slicing

ABSTRACT

When checking concurrent software using a finite-state model, we face a formidable state explosion problem. One solution to this problem is dependence-based program slicing, whose use can effectively reduce verification time. It is orthogonal to other model-checking reduction techniques. However, when slicing concurrent programs for model checking, there are conversions between multiple irreplaceable models, and dependencies need to be found for variables irrelevant to the verified property, which results in redundant computation. To resolve this issue, we propose a Program Dependence Net (PDNet) based on Petri net theory. It is a unified model that combines a control-flow structure with dependencies to avoid conversions. For reduction, we present a PDNet slicing method to capture the relevant variables' dependencies when needed. PDNet in verifying linear temporal logic and its on-demand slicing can be used to significantly reduce computation cost. We implement a model-checking tool based on PDNet and its on-demand slicing, and validate the advantages of our proposed methods.

1. Introduction

Verifying linear temporal logic (LTL) properties for concurrent systems and software is a challenging task. Finite-state model checking [11] is one of the most widely used methods for this purpose. However, the state explosion problem seriously hinders its practical application. To address this issue, researchers have developed reduction techniques like partial order [2] from a state-space perspective. This technique can reduce possible orderings of independent statements, but it cannot guarantee that all orderings irrelevant to the verified property are completely reduced.

The program slicing theory suggests that a slicing criterion can be used to identify the essential parts needed to capture all relevant information for verified properties. Slicing methods with their focus on properties have been a widely used reduction technique in software verification [21, 22, 8]. The existing evaluations [17, 7, 30] have confirmed that they can be effective in reducing the verification time and be orthogonal to other reduction techniques for model checking. Traditionally, program slicing builds a program dependence graph (PDG) [18, 24, 42] based on a control-flow graph (CFG). In PDG, nodes represent statements and edges capture the relationships among them. These relationships fall into two categories: control-flow and data-flow dependencies. The former is determined by analyzing the conditions that dictate statement execution in CFG, while the latter is established by the definition-use relationship of variables on CFG's nodes. By applying transitive closure to PDG's edges starting from the nodes meeting a slicing criterion, one can identify the remaining nodes. These nodes correspond to the statements in the residual program, also

known as a program slice. Dependence-based program slicing is commonly employed as a preprocessing technique for model checking [21, 23]. Control-flow automata (CFAs) are used to represent a slice, which are formal models that describe a control-flow structure, i.e., the order in which statements are executed, in many advanced tools [37]. CFA's nodes signify control locations, with the edges denoting program operations. The executed operation is labeled on the edges between two nodes when a control location transitions from a source to destination. The reachable tree of CFA is utilized to determine state space for a model checking purpose.

The above-mentioned methods have the drawback of imposing significant computation cost. Firstly, the utilization of multiple models (such as PDG for slicing and CFA for model checking) at distinct stages necessitates conversions between them. The implementation of a unified model can obviate the necessity for such conversions and diminish computation cost from PDG to CFA. Secondly, to calculate PDG, all data-flow dependencies must be thoroughly captured in advance. It is important to note that some variables' data-flow dependencies may not be relevant to the verified property in PDG. Our proposal aims to tackle these two shortcomings by presenting a unified model that combines a control-flow structure with program dependencies. This model can determine the necessary data-flow dependencies as needed during slicing instead of capturing them beforehand. However, implementing this model on CFA poses a challenge. CFA edges represent executed operations or statements, while PDG edges indicate program dependencies among operations or statements. Thus, both types of edges are crucial and irreplaceable, making it difficult to merge them directly and determine data-flow dependencies based on CFA solely.

As a concurrent system model, Petri nets (PNs) [49, 1, 10, 39, 38, 33, 50] can represent the control-flow structure

*Corresponding author

✉ dingzj@tongji.edu.cn (Z. Ding); lishuo20062002@126.com (S. Li)
ORCID(s): 0000-0003-2178-6201 (Z. Ding); 0000-0002-1984-6271 (S. Li)

of a concurrent program. An automaton-theoretic [26] approach can be applied to PNs for LTL model checking. In the context of CFA, an edge is limited to a single source. Differently, a PN's transition's input place is not constrained to a single source. It allows for the representation of a statement's execution order condition and domination condition via distinct input places of the corresponding transition. PNs provide an appropriate means to amalgamate a control-flow structure and program dependencies. Furthermore, the definition-use relationship of variables used to capture data-flow dependencies should be calculated by using variable operations and a control-flow structure. Colored Petri nets (CPNs), which are a form of high-level Petri net, can represent variable operations with colored places and expressions, thereby enabling PNs to effectively capture data-flow dependencies as needed.

While current verification methods employing PNs or CPNs exist [19, 13], they fail to fully combine a control-flow structure with control-flow dependencies. As a solution, we propose a new model, *Program Dependence Net* (PDNet), which leverages CPNs as a unified model to minimize the computation cost incurred in above-mentioned conversions. Some methods of PN slicing [28] are used to reduce concurrent models like workflows. However, they fail to take program dependencies into consideration. To address the mentioned issues, we propose on-demand slicing of PDNet to reduce computation cost associated with data-flow dependencies of irrelevant variables. We aim to make the following novel contributions to the field of model checking:

1. We propose PDNet as a unified model for concurrent programs. It combines a control-flow structure with control-flow dependencies, thus avoiding the computation cost of model conversions required by traditional PDG-based program slicing methods.

2. We propose a new method to reduce PDNet by using a slicing technique that extracts criterion from LTL formulae. The key to our approach is capturing data-flow dependencies with an on-demand way based on PDNet, thus avoiding unnecessary computation.

3. We implement a model checking tool named *DAMER*, standing for Dependence Analyser and Multi-threaded programs checkER. It automatically translates concurrent programs to PDNet without any manual intervention and reduces PDNet by on-demand slicing.

The next section gives a motivating examples. Section 3 describes PDNet. Section 4 presents dependency modeling with PDNet. Section 5 introduces on-demand PDNet slicing. Section 6 discusses experimental results. Section 7 briefs the related works. Section 8 concludes this article.

2. Motivating Example

To explore the challenge of verifying LTL in concurrent programs that utilize POSIX threads [3], we present an example program in Figure 1(a), which contains an error on Line 9. The safety of the program is defined by the LTL- χ formula $\mathcal{G} \neg error()$, which ensures that the function *error()* is not executed in any state along any path. CFA in Figure

1(b) shows the program's control-flow structure. The nodes are represented as circles with integers (matching those in Figure 1(a)), and the edges are represented by arrows indicating the statements. For instance, the node labeled by 9 corresponds to Line 9 of the program, and the edge from 9 to 10 corresponds to *error()*. PDG [21] is in Figure 1(c). For control-flow dependencies represented by dotted arrows, $x=1$, $y=3$ and $z=y+2$ all depend on the entry of *thr1 error()* depends on the condition *if*($x<1$), while *if*($x<1$) depends on the entry of *thr2*. For data-flow dependencies represented by bold arrows, *if*($x<1$) of *thr2* depends on $x=1$ of *thr1* because $x<1$ references x defined in $x=1$ and they belong to different concurrently executing threads. $z=y+2$ depends on $y=3$ of *thr1* because $z=y+2$ references y defined in $y=3$ and $z=y+2$ is reachable from $y=3$. The criterion for $\mathcal{G} \neg error()$ is represented by bold nodes, and the remaining nodes are filled with light gray in Figure 1(c).

Figure 1(d) gives the traditional CPN model [25] for this program. For the sake of simplicity, the labels on the arcs are not shown. In this model, each transition signifies the execution of a statement when it occurs. The variables represented by the places are operated upon by the corresponding transition occurrences. For instance, after the firing of t_{10} ($x=1$), t_{11} ($y=3$) is enabled. After t_{10} occurs, x is assigned to 1. However, it is important to note that this model only represents the control-flow structure and does not show program dependencies. To combine the control-flow structure and control-flow dependencies, we establish specific places and arcs within the PDNet transition illustrated in Figure 1(e). Although the labels on the arcs have been excluded for clarity purposes, they are essential in distinguishing between a statement's execution order condition and domination condition. The former represents the actual execution syntax and semantics in the control-flow structure, while the latter represents the control-flow dependencies. For instance, f_{11} , (t_{10}, f_{11}) and (f_{11}, t_{11}) characterize the fact that $y=3$ executes after $x=1$. c_{11} , (t_{1b}, c_{11}) and (c_{11}, t_{11}) characterize the fact that $y=3$ depends on the entry of *thr1*.

The state space depicted in Figure 1(f) is represented by the reachability graph of the PDNet. The graph's nodes are labeled rectangles that correspond to place names, signifying markings. The edges are arrows that denote the fired transitions of the PDNet, with transition labels are excluded for clarity. The presence of tokens in places represents the markings, such as the marking M_7 where tokens are in the places c_{1e} , c_{2e} , v_0 , v_1 , and v_2 . Due to the firing of t'_{20} , (M_6, M_7) takes place. The superscripts assigned to places v_0 , v_1 , and v_2 indicate the corresponding variable values in this marking. For example, the symbol v_0^1 in M_7 represents that the value of x is 1.

Moreover, superfluous computation cost may arise from data-flow dependencies pertaining to irrelevant variables. As illustrated in Figure 1(c), the PDG captures data-flow dependencies associated with y , which are not encompassed in any slice. Conversely, data-flow dependencies can only be noted when the relevant variable is verified to be unsliced. To avoid

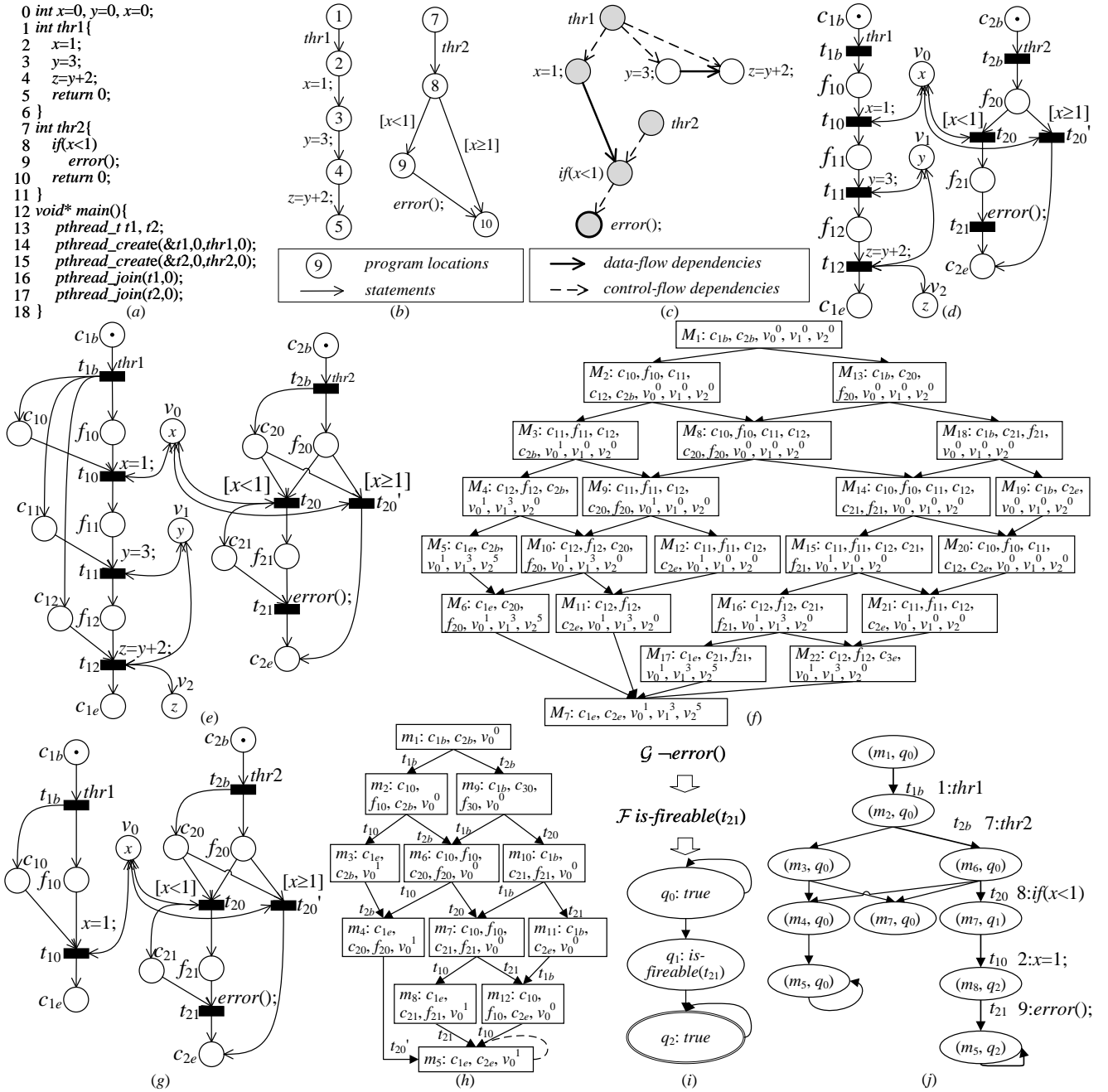


Figure 1: Motivating example (a) A concurrent program with an error location (b) The CFA of this program (c) The PDG of this program (d) A CPN converted from this program (e) A PDNet converted from this program (f) The state-space of the PDNet (g) The PDNet slice for $\mathcal{G} \neg error()$ (h) The state space of the PDNet slice (i) The Büchi automaton for the negation of $\mathcal{G} \neg error()$ (j) The explored product automaton of PDNet slice for $\mathcal{G} \neg error()$

such expense, we propose PDNet slicing for capturing data-flow dependencies solely when required. In Figure 1(g), the PDNet slice effectively captures the data-flow dependencies of x , leading to a reduction in several variables such as c_{11} , f_{11} , t_{11} , c_{12} , f_{12} , t_{12} , v_1 , and v_2 as compared to traditional PN slicing methods. Consequently, $y = 3$ and $z = y + 2$ are sliced away. The state space of the PDNet slice, which is represented by the marking graph, is depicted in Figure 1(h). Transitions labeled on the edge signify the fired transition.

For example, $m_7 \xrightarrow{t_{10}} m_8$ means t_{10} fired under m_7 and m_8 is generated. As compared to the state space shown in Figure 1(f), PDNet slicing reduces 10 states from ones which is significant. Additionally, a dotted arrow is added to an arc of M_5 pointing to itself because the LTL- χ model checking is based on the infinite path [26].

In order to establish the safety property of the example program through the LTL- χ formula $\mathcal{G} \neg error()$, we begin by converting $error()$ into $is_fireable(t_{21})$ of the PDNet. When

t_{21} is enabled in a marking, this proposition is considered to be *true*. For instance, in m_{10} of Figure 1(h), t_{21} is enabled and *is-fireable*(t_{21}) is *true* in m_{10} . Next, we convert the formula to its negation form $\neg \text{is-fireable}(t_{21})$, which is then translated to a Büchi automaton [14] depicted in Figure 1(i). The Büchi automaton features three states, where *true* pertains to nodes q_0 and q_2 that can be synchronized with any reachable markings. Given Figure 1(h), only the feasible markings that enable t_{21} can synchronize with q_1 , identified as *is-fireable*(t_{21}). In the on-the-fly exploration [14], the first counterexample in Figure 1(j) assesses 10 product states only. One of these states, (m_7, q_1), synchronizes marking m_7 in Figure 1(h) and state q_1 in Figure 1(i) because t_{21} is enabled in m_7 . Consequently, the example program violates the safety property $\mathcal{G} \neg \text{error}()$ in Figure 1(a). The execution of statements 1, 7, 8, 2 and 9, corresponding to the occurrence sequence $t_{1b}, t_{2b}, t_{20}, t_{10}$ and t_{21} identified by the marking sequence $m_1, m_2, m_6, m_7, m_8, m_5, \dots$ in Figure 1(j), serves as a counterexample.

3. Program Dependence Net (PDNet)

3.1. PDNet

In the following, \mathbb{B} is the set of Boolean predicates with standard logic operations, \mathbb{E} is a set of expressions, $\text{Type}[e]$ is the type of an expression $e \in \mathbb{E}$, i.e., the type of the values obtained when evaluating e , $\text{Var}(e)$ is the set of all variables in an expression e , \mathbb{E}_V for a variable set V is the set of expressions $e \in \mathbb{E}$ such that $\text{Var}(e) \subseteq V$, $\text{Type}[v]$ is the type of a variable $v \in V$, \mathbb{O} is the set of constants, and $\text{Type}[o]$ is the type of constant $o \in \mathbb{O}$.

Definition 1 (PDNet). PDNet is defined as a 9-tuple $N := (\Sigma, V, P, T, F, C, G, E, I)$, where:

1. Σ is a finite non-empty set of types called color sets.
2. V is a finite set of typed variables. $\forall v \in V : \text{Type}[v] \in \Sigma$.
3. $P = P_c \cup P_v \cup P_f$ is a finite set of places. P_c is a subset of control places, P_v is a subset of variable places, and P_f is a subset of execution places.
4. T is a finite set of transitions and $T \cap P = \emptyset$.
5. $F \subseteq (P \times T) \cup (T \times P)$ is a finite set of directed arcs. $F = F_c \cup F_{rw} \cup F_f$. Concretely, $F_c \subseteq (P_c \times T) \cup (T \times P_c)$ is a subset of control arcs, $F_{rw} \subseteq (P_v \times T) \cup (T \times P_v)$ is a subset of read-write arcs, and $F_f \subseteq (P_f \times T) \cup (T \times P_f)$ is a subset of execution arcs.
6. $C : P \rightarrow \Sigma$ is a color set function that assigns a color set $C(p)$ belonging to the set of types Σ to each place p .
7. $G : T \rightarrow \mathbb{E}_V$ is a guard function that assigns an expression $G(t)$ to each transition t . $\forall t \in T : \text{Type}[G(t)] \in \text{BOOL} \wedge (\text{Type}[\text{Var}(G(t))] \subseteq \Sigma)$.
8. $E : F \rightarrow \mathbb{E}_V$ is a function that assigns an arc expression $E(f)$ to each arc f . $\forall f \in F : (\text{Type}[E(f)] = C(p(f))_{MS} \wedge (\text{Type}[\text{Var}(E(f))] \subseteq \Sigma))$, where $p(f)$ is the place connected to arc f .
9. $I : P \rightarrow \mathbb{E}_\emptyset$ is an initialization function that assigns an initialization expression $I(p)$ to each place p . $\forall p \in P : \text{Type}[I(p)] = \text{Type}[C(p)]$ and $\text{Var}(I(p)) = \emptyset$.

PDNet differs from CPNs in P and F . Control places P_c with their adjacent control arcs F_c are used to model dominant relationships of control-flow dependencies, variable places P_v with their adjacent read-write arcs F_{rw} are used to model variables and their read/write relationships, and execution places P_f with their adjacent execution arcs F_f are used to model execution relationships in control-flow structures in concurrent programs. Other definitions and constraints of PDNet are consistent with CPN's.

As the example in Figure 1(g), $P_v = \{v_0\}$ where v_0 is a variable place corresponding to variable x , $P_c = \{c_{1b}, c_{2b}, c_{1e}, c_{2e}, c_{10}, c_{20}, c_{21}\}$, $P_f = \{c_{1b}, c_{2b}, c_{1e}, c_{2e}, f_{10}, f_{20}, f_{21}\}$, and t_{21} corresponds to the statement *error*(). For a node $x \in P \cup T$, its preset $\bullet x = \{y | (y, x) \in F\}$ and its postset $x \bullet = \{y | (x, y) \in F\}$ are two subsets of $P \cup T$. For instance, $\bullet t_{21} = \{f_{21}, c_{21}\}$, $t_{21} \bullet = \{c_{2e}\}$, and $\bullet v_0 = v_0 \bullet = \{t_{10}, t_{20}, t'_{20}\}$ in Figure 1(e). Some basic concepts of PDNet are defined next.

Definition 2. Let N be a PDNet.

1. $M : P \rightarrow \mathbb{E}_\emptyset$ is a marking function that assigns an expression $M(p)$ to each place p . $\forall p \in P : \text{Type}[M(p)] = C(p)_{MS} \wedge (\text{Var}(M(p)) = \emptyset)$. M_0 represents the initial marking, i.e., $\forall p \in P : M_0(p) = I(p)$.
2. $\text{Var}(t) \subseteq V$ is the variable set of transition t . It consists of the variables appearing in expression $G(t)$ and in arc expressions of all arcs connected to t .
3. $B : V \rightarrow \mathbb{O}$ is a binding function that assigns a constant value $B(v)$ to variable v . $B[t]$ presents the set of all bindings for transition t , that maps $v \in \text{Var}(t)$ to a constant value, and $b \in B[t]$ is a binding of t .
4. A binding element (t, b) is a pair where $t \in T$ and $b \in B[t]$. $\tilde{B}(t)$ is a set of all binding elements of t .

For convenience, a marking of N is denoted by M or M with a subscript. Then, guard and arc expressions are evaluated as follows. Formally, $e\langle b \rangle$ represents the evaluation result of expression e in binding b by assigning a constant from b to variable $v \in \text{Var}(e)$. Thus, under a binding element $(t, b) \in \tilde{B}(t)$, $G(t)\langle b \rangle$ (or $E(f)\langle b \rangle$) represents the evaluation result of $G(t)$ (or $E(f)$), where f is an arc connected to t . For instance, $[x < 1]\langle \{b(x) = 1\} \rangle = \text{false}$ for guard expression $G(t_{20}) = [x < 1]$ in Figure 1(e).

Definition 3 (Enabling and Occurrence Rules of PDNet). Let N be a PDNet, (t, b) a binding element, and M a marking. A binding element (t, b) is enabled under M , denoted by $M[(t, b)]$, if

1. $G(t)\langle b \rangle = \text{true}$, and
2. $\forall p \in \bullet t : E(p, t)\langle b \rangle \leq M(p)$.

When (t, b) is enabled under M , it can occur and lead to a new marking M_1 of N , denoted by $M[(t, b)]M_1$, such that $\forall p \in P : M_1(p) = M(p) - E(p, t)\langle b \rangle + E(t, p)\langle b \rangle$.

For ease of expression, if binding $b \in B[t]$ enables binding element $(t, b) \in \tilde{B}(t)$ under a marking, we call t enabled under marking M or this marking can fire t . For instance, under marking m_7 in Figure 1(f), t_{21} is enabled because $G(t_{21}) = \text{true}$, f_{21} and c_{21} belonging to $\bullet t_{21}$ are marked in m_7 ,

and $E(f_{21}, t_{21}) \leq M(f_{21})$ and $E(c_{21}, t_{21}) \leq M(c_{21})$ are satisfied. Given $b_{21} \in B[t_{21}]$, $m_7[(t_{21}, b_{21})] m_{12}$ where $c_{2e} \in t_{21}^*$ is marked in m_{12} . That is, m_7 can fire t_{21} .

Definition 4 (Occurrence Sequence of PDNet). *Let N be a PDNet, M_0 be the initial marking, and (t, b) be a binding element. An occurrence sequence ω of N can be defined by the following inductive scheme: 1) $M_0[\varepsilon] M_0(\varepsilon$ is an empty sequence), and 2) $M_0[\omega] M_1 \wedge M_1[(t, b)] M_2 : M_0[\omega(t, b)] M_2$. An occurrence sequence ω of N is maximal, if 1) ω is of infinite length (e.g., $(t_1, b_1), (t_2, b_2), \dots, (t_n, b_n), \dots$), or 2) $M_0[\omega] M_1 \wedge \forall t \in T, \nexists (t, b) \in BE(t) : M_1[(t, b)]$.*

A marking sequence w.r.t. ω , denoted by $M[\omega]$ or M_1, M_2, \dots , and M_n , is generated by occurrence of all binding elements in ω . For ease of expression, ω can be represented by $\langle t_1, t_2, \dots, t_n \rangle$. For instance, $\langle t_{1b}, t_{2b}, t_{20}, t_{10}, t_{21} \rangle$ is a maximal occurrence sequence of the PDNet in Figure 1(e). And $\langle m_1, m_2, m_6, m_7, m_8, m_5 \rangle$ is a marking sequence by firing $t_{1b}, t_{2b}, t_{20}, t_{10}$ and t_{21} one after another.

3.2. Linear Temporal Logic of PDNet

The LTL formalism, elucidated in [14], serves as a specification for delineating linear temporal properties, encompassing safety and liveness properties of Petri nets. Nevertheless, if slicing methods are employed to condense the state space, the resultant model may not encompass the entire sequence of the original model. Consequently, our methods are not aligned with operator \mathcal{X} and can corroborate LTL- \mathcal{X} formulae.

Definition 5 (Proposition and LTL- \mathcal{X} Formula of PDNet). *Let N be a PDNet, a be a proposition, \mathbb{A} be a set of propositions, and ψ be an LTL- \mathcal{X} formula. The syntax of propositions is defined as:*

$$a ::= \text{true} | \text{false} | \text{is-fireable}(t) | \text{token-value}(p) \text{ } r \text{ } c \quad (1)$$

where $t \in T, p \in P_v, c \in C(p)_{MS}$ is a constant, $r \in \{<, \leq, >, \geq, =\}$.

The proposition semantics is defined w.r.t a marking M :

$$\text{is-fireable}(t) = \begin{cases} \text{true} & \text{if } \exists b : M[(t, b)], \\ \text{false} & \text{otherwise.} \end{cases} \quad (2)$$

$$\text{token-value}(p) \text{ } r \text{ } c = \begin{cases} \text{true} & \text{if } M(p) \text{ } r \text{ } c, \\ \text{false} & \text{otherwise.} \end{cases} \quad (3)$$

The syntax of LTL- \mathcal{X} over \mathbb{A} is defined as:

$$\psi ::= a | \neg \psi | \psi_1 \wedge \psi_2 | \psi_1 \vee \psi_2 | \psi_1 \Rightarrow \psi_2 | F\psi | G\psi | \psi_1 U \psi_2 \quad (4)$$

where \neg, \wedge, \vee and \Rightarrow are usual propositional connectives, F, G and U are temporal operators, ψ, ψ_1 and ψ_2 are LTL- \mathcal{X} formulae.

Table 1
PDNet Transition

Action	Transition	Operation [15]
<i>ass</i>	assign transition	$v := w$
<i>jum</i> <i>ret</i>	jump transition exit transition	<i>jump</i>
<i>tcd</i> <i>fcd</i>	branch transition	<i>if(w)then(tau₁ *)else(tau₂ *)</i> <i>while(w)do(tau *)</i>
<i>call</i> <i>rets</i>	call transition return transition	<i>calls</i>
<i>acq</i>	lock transition	$\langle \text{lock}, \ell \rangle$
<i>rel</i>	unlock transition	$\langle \text{unlock}, \ell \rangle$
<i>sig</i>	signal transition	$\langle \text{signal}, \gamma \rangle$
<i>wa₁</i> <i>wa₂</i> <i>wa₃</i>	wait Transition	$\langle \text{wait}, \gamma, \ell \rangle$

The condensed explanation of LTL- \mathcal{X} semantics under a marking sequence is similar to that of Petri nets as explained in [49]. For example, if $G \text{ is-fireable}(t) \Rightarrow F \text{ token-value}(p)=0$, it means that whenever t is enabled, the token of p is zero in some subsequent states. Additionally, the Büchi automaton can be used to encode an LTL- \mathcal{X} formula for explicit-state model checking, as described in [14] and illustrated in Figure 1(i) [26].

For explicit-state model checking, the traditional approach has been automaton-theoretic. This involves exhaustively exploring all possible transition firings of a transition system (state space). For LTL, the problem is translated into an emptiness-checking problem. PDNet's analysis can also adopt the automaton-theoretic approach. Specifically, the marking of PDNet can synchronize with the states of Büchi automaton [14], which are known as Büchi states. To start, the initial product state is generated by the initial marking and the initial Büchi state. Then, an acceptable path starting from the initial product state is extended until reaching an acceptable product state [14]. Thus, $N \models \psi$ holds if no acceptable sequence is reachable from the initial product state. For instance, there exists an explored counterexample in Figure 1(j), meaning that $N \models \psi$ does not hold.

4. Dependency Modeling Based on PDNet

4.1. PDNet Modeling for Concurrent Program

We explain the syntax and semantics of concurrent programs with function calls [40] and concurrency primitives [3], as outlined in [15]. There are 13 different actions, including *ass, jum, ret, tcd, fcd, call, rets, acq, rel, sig, wa₁, wa₂* and *wa₃* [15]. Each of these actions corresponds to a specific transition as shown in Table 1, when modeling the control-flow structure of concurrent programs using PDNet.

For instance, t_1 for $a:=1$, t_2 for $b:=2$, t_3 for $c:=3$ and t_4 for $d:=c$ in Figure 2(a) are *assign* transitions, and t_{i1} and t_{i2} are *branch* transitions for *if(a≠0)*. In Figure 2(b), t_j is

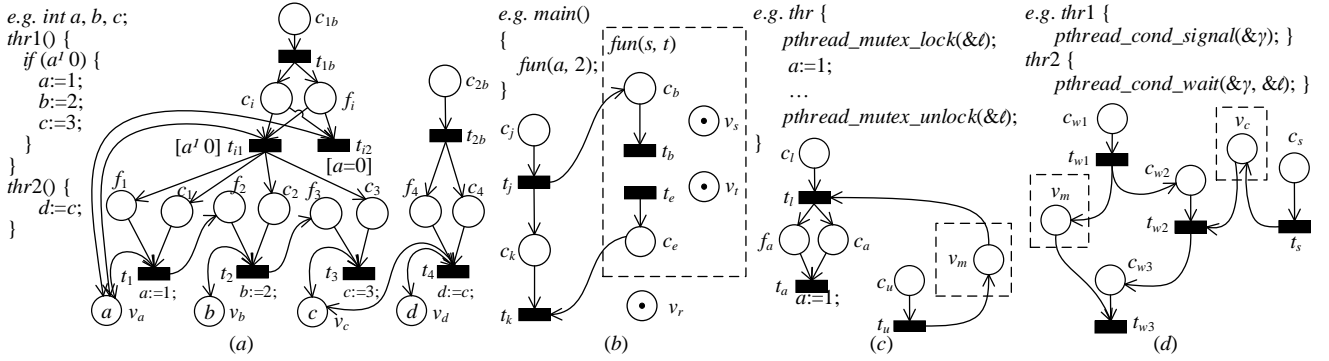


Figure 2: Example for Control-flow Structure (a) Example for ass , jum , ret , tcd and fcd (b) Example for $call$ and $rets$ (c) Example for acq and rel (d) Example for sig , wa_1 , wa_2 and wa_3

$call$ transition, and t_k is *return* transition. In Figure 2(c), t_l is *lock* transition for `pthread_mutex_lock(&ℓ)`, and t_u is *unlock* transition for `pthread_mutex_unlock(&ℓ)`. In Figure 2(d), t_s is *signal* transition for `pthread_cond_signal(&γ)`, t_{w1} for action wa_1 , t_{w2} for action wa_2 and t_{w3} for action are *wait* transitions from `pthread_cond_wait(&γ, &ℓ)`.

Specially, t_b is called *enter* transition of the function `fun(s, t)`, t_e is called *exit* transition of `fun(s, t)`, (t_j, c_b) is called *enter* arc, and (c_e, t_k) is called *exit* arc in Figure 2(b).

4.2. Control-flow Dependencies Based on PDNet

Control-flow dependencies among statements were characterized as domination, as noted in [40]. However, the definition of control-flow dependencies differs among such graphs as those in [18, 24, 29, 42]. In this paper, we classify control-flow dependencies into four types: control, call, lock, and prior-occurrence ones. For a complete and cohesive representation of them, we utilize PDNet as a comprehensive way.

As mentioned above, *branch* transition is modeled for actions tcd or fcd , *lock* (*unlock*) transition is modeled for acq (rel), and *signal* (*wait*) transition is modeled for sig (wa_1, wa_2, wa_3) in Table 1. *enter* (*exit*) transition is constructed for a function like t_b (t_e) in Figure 2(b). Next, we define the execution path, control scope and critical region of PDNet.

Definition 6 (Execution Path of PDNet). Let N be a PDNet, and t_m and t_n be the two different transitions of N . A sequence π along the transitions and places of N is denoted by $(t_1, p_1, t_2, p_2, \dots, t_{k-1}, p_{k-1}, t_k)$, where (t_i, p_i) or (p_i, t_{i+1}) ($1 \leq i < k$) is an arc of N . π is an execution path from t_m to t_n if t_1 is t_m , t_k is t_n , and $k \geq 1$.

All execution paths from t_m to t_n constitute the execution path set, denoted by $\mathbb{P}(t_m, t_n)$. The transition t_n is *reachable* from t_m , denoted by $\mathbb{R}(t_m, t_n)$, if $\mathbb{P}(t_m, t_n) \neq \emptyset$. Particularly, t_n is *reachable* from t_m *irrelevant* to arc (t_i, p_i) , denoted by $\mathbb{R}(t_m, t_n)_{t_i, p_i}$, if $\forall \pi \in \mathbb{P}(t_m, t_n), (t_i, p_i) \notin \pi$.

Definition 7 (Control Scope of PDNet). Let N be a PDNet, t_m be a branch or enter transition of N , and t_n be a transition of N . t_n is in the control scope of t_m , denoted by $\tilde{\mathbb{C}}(t_m, t_n)$,

if t_n is reachable from t_m , and there exists an execution path starting in t_m such that it does not contain t_n .

Definition 8 (Critical Region of PDNet). Let N be a PDNet, t_m be a lock transition of N that can acquire a mutex ℓ , and t_n be a transition of N . t_n is in the critical region of t_m , denoted by $\check{\mathbb{C}}(t_m, t_n)$, if t_n is reachable from t_m , and there exists no unlock transition that releases the same mutex ℓ in any execution path in $\mathbb{P}(t_m, t_n)$.

In Figure 2(a), $\langle t_{i1}, f_1, t_1, f_2, t_2, f_3, t_3 \rangle$ is an execution path. t_3 is reachable from t_{i1} , i.e., $\mathbb{R}(t_{i1}, t_3)$. t_1, t_2 and t_3 are in the control scope of t_{i1} , i.e., $\tilde{\mathbb{C}}(t_{i1}, t_1)$, $\tilde{\mathbb{C}}(t_{i1}, t_2)$ and $\tilde{\mathbb{C}}(t_{i1}, t_3)$. In Figure 2(c), t_a is in the critical region of t_l , i.e., $\check{\mathbb{C}}(t_l, t_a)$. Next, we define four kinds of control-flow dependencies.

Definition 9 (Control-flow Dependencies of PDNet). For concurrent program \mathcal{P} , N is the PDNet of \mathcal{P} , t_m and t_n are two transitions of N :

1. t_m is *control-dependent* on t_n , denoted by $t_n \xrightarrow{co} t_m$, if 1) t_n is a branch transition or enter transition, 2) $\tilde{\mathbb{C}}(t_n, t_m)$, and 3) there exists no other branch transition t_o in the control scope of t_n such that $\tilde{\mathbb{C}}(t_o, t_m)$.

2. t_m is *call-dependent* on t_n , denoted by $t_n \xrightarrow{ca} t_m$, if t_m is an enter transition of the called function, and t_n is the call transition of the calling function, making the execution flow turn to t_m , or t_n is an exit transition of a called function, and t_m is the return transition of a calling function, making the execution flow turn back to t_m .

3. t_m is *lock-dependent* on t_n , denoted by $t_n \xrightarrow{lo} t_m$, if t_n is a lock transition acquiring ℓ , and $\check{\mathbb{C}}(t_n, t_m)$, or t_m and t_n are all lock transitions that acquire ℓ .

4. t_m is *prior-occurrence-dependent* on t_n , denoted by $t_n \xrightarrow{po} t_m$, if 1) t_m is a wait transition waiting for a condition variable γ , and 2) t_n is a signal transition notifying on the same condition variable γ .

Intuitively, we define the control dependence for the nearest *branch* or *enter* transition of PDNet. A *branch* or *enter* transition can dominate the execution of the following transitions that are not in the control scope of other transitions. As mentioned above, the PDNet control-flow structure

provides the control place interfaces (e.g., c_1 , c_2 and c_3 in Figure 2(a)) to describe the control dependencies. The control arcs between a *branch* or *enter* transition and control places are constructed for the control dependencies.

In Figure 2(a), a , b and c are global variables initialized to 1 in this program. The PDNet structures of the branching operation $if(a \neq 0)$ and assignment operations $a := 1$, $b := 2$ and $c := 3$ are constructed by modeling these operations. Thus, the control arcs (t_{i1}, c_1) , (t_{i1}, c_2) and (t_{i1}, c_3) are constructed to describe the control dependencies based on the Definition 9. That is, the control dependencies $t_{i1} \xrightarrow{co} t_1$, $t_{i1} \xrightarrow{co} t_2$ and $t_{i1} \xrightarrow{co} t_3$ are represented explicitly.

Other control-flow dependencies have been described by modeling function call operations and POSIX thread operations. For example, the call dependencies $t_j \xrightarrow{ca} t_b$ and $t_e \xrightarrow{ca} t_k$ are represented in Figure 2(b), the lock dependence $t_l \xrightarrow{lo} t_a$ is represented in Figure 2(c), and the prior-occurrence dependence $t_{w2} \xrightarrow{po} t_s$ is represented in Figure 2(d).

4.3. Data-flow Dependencies Based on PDNet

Data-flow dependencies describe the reachable definition-use relation of the variables. We classify the data-flow dependencies into data [18] and interference ones [42]. Next, we define a reference and definition set of PDNets.

Definition 10 (Reference Set and Definition Set of PDNet). *Let N be a PDNet and t be a transition of N . The reference set of t $Ref(t) ::= \{p | \forall p \in {}^*t \cap P_v : E(p, t) = E(t, p)\}$. The definition set of t $Def(t) ::= \{p | \forall p \in {}^*t \cap P_v : E(p, t) \neq E(t, p)\}$.*

Definition 11 (Data-flow Dependencies of PDNet). *For concurrent program \mathcal{P} , N is the PDNet of \mathcal{P} , t_m and t_n are two transitions of N , if there is a variable place v , such that*

1. t_m is data-dependent on t_n , denoted by $t_n \xrightarrow{D} t_m$, if 1) $\mathbb{R}(t_n, t_m)$, and 2) $v \in Ref(t_m) \wedge v \in Def(t_n)$, 3). $\exists p \in \mathbb{P}(t_n, t_m)$, there exists no other transition $t_a \in \pi$ such that $v \in Def(t_a)$.
2. t_m is interference-dependent on t_n , denoted by $t_n \xrightarrow{I} t_m$, if 1) there exist execution places $f_m \in ({}^*t_m \cap P_f)$ and $f_n \in ({}^*t_n \cap P_f)$ such that $M(f_m) \neq M(f_n)$, and 2) $v \in Ref(t_m) \wedge v \in Def(t_n)$.

In Definition 11's 2.1), $M(f_m) \neq M(f_n)$ means that the operations corresponding to t_m and t_n belong to different concurrently executing threads. For instance, $t_{11} \xrightarrow{D} t_{12}$ is represented in Figure 1(e). $t_{10} \xrightarrow{I} t_{20}$ is represented in Figure 1(e), and $t_3 \xrightarrow{I} t_4$ in Figure 2(a). Through the use of read-write arcs and control-flow structures in PDNet, we can capture these data-flow dependencies when needed without adding additional arcs. When slicing, the read-write arcs in PDNet can be used to capture these dependencies on demand. It is worth noting that local variables exhibit only data dependencies between t_m and t_n , whereas t_m may be

data or interference dependent on t_n if v represents a global variable. This approach can help reduce computation cost.

5. On-demand PDNet Slicing for Reduction

5.1. Slicing Criterion of PDNet

The concept behind PDNet slicing is to eliminate unnecessary parts that are not relevant to the verified property. This reduces both model size and reachable state space. The slicing criterion is determined by the program features specified in the verified LTL- χ property. As a result, we extract the relevant slicing criterion for an LTL- χ formula.

Definition 12 (Slicing Criterion). *Let N be a PDNet, ψ a LTL- χ formula with propositions in Definition 5, \mathbb{A} the proposition set from ψ , and $Crit$ the slicing criterion w.r.t. ψ . If a is in the form of *is-fireable*(t), $Crit(a) ::= \{p | p \in {}^*t \setminus P_f\}$. If a is in the form of *token-value*(p_i) r c , $Crit(a) ::= \{p | \forall t \in {}^*p_i : E(t, p_i) \neq E(p_i, t) \wedge p \in {}^*t \setminus P_f\}$. The slicing criterion w.r.t. ψ is $Crit ::= \{p | \forall a \in \mathbb{A} : p \in Crit(a)\}$.*

Intuitively, each proposition in the LTL- χ formula ψ should extract the places from PDNet N to constitute a slicing criterion w.r.t. ψ . For every proposition a in \mathbb{A} , its corresponding places are extracted based on Definition 12. If a is in the form of *is-fireable*(t), the input places of t except execution places (i.e., P_f in Definition 1) are extracted. If a is in the form of *token-value*(p) r c where p is a variable place, the transitions in *p that can update the token of p can be found by $E(t, p) \neq E(p, t)$. Then, the places except execution places in ${}^*({}^*p)$ are extracted. For example, there is a proposition *is-fireable*(t_{21}) in \mathcal{F} *is-fireable*(t_{21}) of the PDNet in Figure 1(e). Due to ${}^*t_{21} = \{f_{21}, c_{21}\}$, c_{21} is extracted to $Crit$.

5.2. On-demand PDNet Slicing Algorithm

As mentioned above, traditional program slicing methods should capture complete data-flow dependencies in advance when constructing PDG. Differently, we propose a PDNet slicing method to capture data-flow dependencies in Definition 11 with an on-demand way. Let N be the PDNet of concurrent program \mathcal{P} , and $Crit$ be a slicing criterion of N . We use \xrightarrow{d} to represent the union of all dependencies of PDNet. We define the PDNet slice next.

Definition 13 (PDNet Slice). *Let N be a PDNet, ψ be a LTL- χ formula, $Crit$ be the slicing criterion w.r.t. ψ , and N' be the PDNet slice of N w.r.t. $Crit$. $N' ::= \{x \in P \cup T | \forall p \in Crit : x \xrightarrow{d} {}^*p\}$.*

In this case, symbol $*$ stands for the potential transitive relationships of \xrightarrow{d} , while \xrightarrow{d}^* denotes the transitive closure of the dependencies of PDNet. This means that regardless of the dependencies for adding a place, the transitive closure is calculated based on the dependencies of \xrightarrow{d} . When control place p is in $Crit$, we add the control places of transitions that affect p through the constructed arcs that represent control-flow dependencies to N' .

As the example in Figure 1(e), $\{c_{21}\}$ is the slicing criterion for \mathcal{F} is-fireable(t_{21}). Due to $t_{2b} \xrightarrow{co} t_{20}$ and $t_{20} \xrightarrow{co} t_{21}$ according to Definition 9, $t_{2b} \xrightarrow{co}^* t_{21}$ (i.e., t_{2b} affects t_{21} indirectly), and the control place c_{2b} of t_{2b} should be added to P' of N' . Differently, when a variable place is added to P' of N' , its data-flow dependencies can be calculated through the control-flow structure and read-write arcs according to Definition 11. In Figure 1(e), when t_{20} is added to P' , v_0 can be added to P' . Then, $t_{10} \xrightarrow{I} t_{20}$ concerning the variable place v_0 can be captured, and the control place c_{10} of t_{10} is added to P' of N' .

Based on the above insights, our on-demand PDNet slicing is realized via algorithm 1.

Algorithm 1 On-demand PDNet Slicing Algorithm

Input: A PDNet N and the slicing criterion $Crit$ w.r.t. Ψ ;
Output: The PDNet Slice N' with P' and T' ;
 1: $P' := Crit$; /* P' is the place set of N' */
 2: $T' := \emptyset$; /* T' is the transition set of N' */
 3: $P_d := \emptyset$; /* P_d is a processed place set */
 4: PROPA(*enter*); PROPA(*exit*);
 5: **function** PROPA(*Dir*)
 6: **for all** $p \in (P' \cap P_c \setminus P_d)$ **do**
 7: **for all** $t \in (p \setminus T') \wedge (t, p) \in F_c$ **do**
 8: **for all** $p' \in (t \setminus P') \wedge (p', t) \in F_c$ **do**
 9: $P' := P' \cup \{p'\}$;
 10: **for all** $t' \in p \wedge (p, t') \in F_c$ **do**
 11: $T' := T' \cup \{t'\}$;
 12: $P' := P' \cup (t \cap P_f)$;
 13: **for all** $p' \in (t \setminus P' \cap P_v) \wedge E(t, p') = E(p', t)$ **do**
 14: **if** ISGLOBAL(p') **then**
 15: $P' := P' \cup \{p'\}$;
 16: **for all** $t' \in p' \wedge E(t', p') \neq E(p', t')$ **do**
 17: **if** INPA(t', t, p') \vee INCON(t', t, p')
 then /* $t' \xrightarrow{I} t$ or $t' \xrightarrow{D} t$ */
 18: **for all** $p'' \in (t' \setminus P') \cap P_c$ **do**
 19: $P' := P' \cup \{p''\}$;
 20: **if** ISLOCAL(p') **then**
 21: $T_d := \text{FINDPRE}(t, p', \text{Dir})$;
 22: **if** $T_d \neq \emptyset$ **then** $P' := P' \cup \{p'\}$;
 23: **for all** $t' \in T_d$ **do** /* $t' \xrightarrow{D} t$ */
 24: **for all** $p'' \in (t' \setminus P') \wedge (p'', t') \in F_c$
 do
 25: $P' := P' \cup \{p''\}$;
 26: $P_d := P_d \cup \{p\}$;

Firstly, P' , T' , and P_d are initialized (Lines 1-3). We refer to a place that do not belong to P_d as unprocessed place. That is, $p \in P_d$ is called a processed place. There are two calls of PROPA(*Dir*) (Line 4) avoiding redundancy caused by multiple calls [24]. The difference between these two calls is the propagation direction from the call dependence in Definition 9's 2.1) and 2.2).

In function PROPA(*Dir*), if there exists an unprocessed control place p (Line 6), all nodes x meeting $x \xrightarrow{d}^* p$ should

be captured. The key slicing steps to propagate potential transitive relationships are as follows.

The first step is to propagate control-flow dependencies from p (Lines 7-9). A transition $t \in^* p$ is propagated by control arc (t, p) (Line 7). Here, the control arcs describe which statements dominate the current one corresponding to p . According to the control-flow dependencies in Definition 9, $t \xrightarrow{co} t'$ or $t \xrightarrow{ca} t'$ or $t \xrightarrow{lo} t'$ or $t \xrightarrow{po} t'$ where t' is the transition of the PDNet structure for the operation where p locates. Thus, the control place p' of t' is added to P' (Lines 8-9).

The second step is to complete the PDNet structure where p locates. Its output transition $t \in p^*$ is added to T' (Line 11) and the execution place in t is added to P' (Line 12).

The third step is to propagate data-flow dependencies from p (Lines 13-25). If there is a variable place $p' \in \text{Ref}(t)$ (Line 13), the data-flow dependencies relevant to p' can be captured based on Definition 11. As the analysis mentioned above, the interference dependencies are captured only for a global variable to reduce the computation cost. Thus, if p' corresponds to a global variable (Lines 14-19), p' is added to P' (Line 15). If there exists transition t' such that $p' \in \text{Def}(t')$ (Line 16), function INPA(t', t, p') judges whether $t' \xrightarrow{D} t$ according to Definition 11's 1.1) and 1.3), function INCON(t', t, p') judges whether $t' \xrightarrow{I} t$ according to Definition 11's 2.1) (Line 17), and the control places of t' are added to P' (Lines 18-19). If p' corresponds to a local variable (Lines 20-25), function FINDPRE(t, p', Dir) finds the transition set $T_d := \{t' | p' \in \text{Def}(t') \wedge \mathbb{R}(t', t)_{\text{Dir}} \wedge (\forall t'' \in \mathbb{P}(t', t) : p' \notin \text{Def}(t''))\}$ according to Definition 11's 1.1) and 1.3) (Line 21). Here, parameter *Dir* is *enter* arc (e.g., (t_j, c_b) in Figure 2(b)) or *exit* arc $((c_e, t_k)$ in Figure 2(b)). The control places of t' are added to P' (Lines 23-25). The final step is that control place p is added to P_d marked as processed (Line 26).

Moreover, N' can be non-executable due to the incomplete execution orders concerning the control-flow structure. Hence, the slicing post-process algorithm is outlined in [15]. The complexity of Algorithm 1 is, in the best case, $O(n)$, where n is the statement count meaning the number of statements. Its worst-case complexity is $O(n^2)$ when the algorithm cannot slice any statement. The correctness is proved in [15].

In Figure 3, we set $\mathcal{G}\text{token-value}(v_c) \leq 0$ as the example property. $a := 1$ and $b := 2$ can be sliced for this property in Figure 3(a). The PDNet of the example program is in Figure 3(b).

Firstly, we extract $Crit$ through Definition 12. There is only a proposition $\text{token-value}(v_c) \leq 0$, where variable place v_c corresponds to variable c . Due to $E(t_3, v_c) \neq E(v_c, t_3)$, $t_3 \setminus P_f$ is extracted, and $Crit = \{v_3, c_3\}$ is filled with dark gray.

Then, we update P' and T' via Algorithm 1. In the table of Figure 3(c), P' and T' are updated in each iteration. Initially, $P' = \{v_c, c_3\}$, $T' = \emptyset$, and $P_d = \emptyset$ by Algorithm 1.

e.g. example program:

```
int a, b, c;
main() {
    if (a != 0) {
        a:=1; //sliced
        b:=2; //sliced
        c:=3;
    }
```

e.g. Original formula of

example program: $\mathcal{G} c \leq 0$

Translated formula of

PDNet: $\mathcal{G} token_value(v_c) \leq 0$

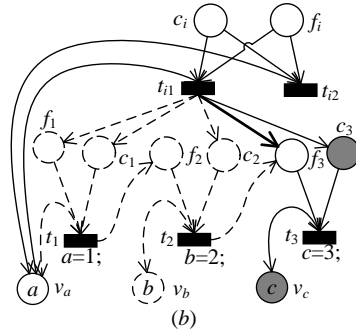


Figure 3: Example for slicing process (a) The property and the example program (b) The marked PDNet slice (c) The slicing process by Algorithm 1

- In the first iteration, c_3 is selected as the control place by Algorithm 1. Control place c_i is added to P' according to control dependence in Definition 9. Transition t_3 is added to T' , and f_3 is added to P' by Algorithm 1. c_3 is marked in P_d as a processed place by Algorithm 1.
- In the second iteration, c_i is selected in $P' \cap P_c \setminus P_d$. t_{11} (t_{12} with the same process) is added to T' and execution place f_i is added to P' by Algorithm 1. For data-flow dependencies in Definition 11, variable place v_a is selected due to $E(t_{11}, v_a) = E(v_a, t_{11})$. a corresponding to v_a is a global variable, and v_a is added to P' by Algorithm 1. Then, transition t_a is selected due to $E(t_a, v_a) \neq E(v_a, t_a)$. But there exists no execution path by function INPA in Algorithm 1, and no control place is added to P' . c_i is marked in P_d as a processed place.
- Finally, no control place is selected based on P' and P_d .

The dotted places and dotted arcs, as well as t_1 and t_2 , are removed in Figure 3(b). However, there is no transition t in f_3 such that (t, f_3) is an execution arc. Thus, a new execution arc (t_{11}, f_3) expressed as a bold arrow is constructed based on the post-process.

6. Experimental Evaluation

6.1. Tool Implementation and Benchmarks

We implement a model checking tool called *DAMER* (Dependence Analyser and Multi-threaded programs checker) [9]. The input programs are automatically translated into a PDNet, and our on-demand PDNet slicing method is used to reduce it. The resulting PDNet slice can then be checked by using explicit-state model checking. *DAMER* supports the features of C programs with POSIX threads [3] and offers support for various linear temporal properties. These properties can be expressed as LTL- χ formulae, as defined in Definition 5. Once modeled, the relevant program variables or locations can be translated into PDNet propositions within *DAMER* automatically.

To showcase the practical effectiveness of our methods in verifying LTL, we evaluated on a set of multi-threaded C programs, randomly chosen from the Software Verification Competition [46] and benchmarks in [31]. Our experiment involves five concurrent programs that do not use POSIX thread functions. *Fib* is a mathematical algorithm that divides tasks into multiple threads and combines the constraints of each computation. The other four algorithms we use to solve mutual exclusion problems in concurrent systems are *Lamport* [4], *Dekker* [5], *Szymanski* [20], and *Peterson* [45]. Additionally, it involves five concurrent programs that use POSIX thread functions. *Sync* [46] is an example program that implements thread synchronization through a condition variable. The remaining four programs i.e., *Datarace*, *Varmutex*, *Rwlock*, and *Lazy* [46], all access shared memory protected by a single mutex lock. For each program, we set two formulae to specify their safety properties expressed by a specific *error* location and constraint properties expressed by the constraints relevant to the key variables. Our code is publically available ¹.

The experiments are conducted with 16GB memory. For the used benchmarks, the variation in time among different runs is relatively small. Therefore, it is sufficient to run them 10 times to use the average. The original complete result, as well as verified formulae (ψ_1 and ψ_2 in Tables 2 and 3), are publically available for readers to examine. Here, all reported runtime is in milliseconds. The whole process of each verified property for each benchmark is called verification in the following.

6.2. PDNet v.s. its Peers

We compare the performance of our method, called *PDNet*, with slicing concurrent programs for model checking, called *PS*, and slicing Petri nets, called *TraPNSlice*. *PS* first builds PDG based on traditional control-flow dependencies and data-flow dependencies according to the definitions and calculation methods [42] to reduce the concurrent program itself. Then, the program slice is transformed to a traditional CPN model [25] (as the example in Figure 1(d)) and the properties are verified by the same model checking algorithm. In this way, there exist the model conversions

¹<https://github.com/shirleylee03/damer/>

Table 2
Slice Comparison of *PS* and *PDNet* (in milliseconds)

Bench.	For.	<i>PS</i>					<i>PDNet</i>			S_{com}/T_{com}	
		S_{dfd}	S_{cfd}	S_{clo}	S_{ps}	S_{mol}	S_{com}	T_{mol}	T_{sli}	T_{com}	T_{com}
Fib	ψ_1	1.334	18.183	0.301	19.818	1.578	21.396	2.240	0.744	2.984	7.170
	ψ_2	1.280	17.510	0.331	19.121	0.931	20.052	2.298	0.324	2.622	7.648
Lamport	ψ_1	2.006	165.664	0.578	168.248	2.552	170.800	4.201	1.610	5.811	29.393
	ψ_2	1.968	165.432	0.854	168.254	2.257	170.511	4.209	1.504	5.712	29.850
Dekker	ψ_1	1.428	64.792	0.430	66.650	1.949	68.599	3.213	1.286	4.499	15.249
	ψ_2	1.443	64.299	0.535	66.277	1.520	67.797	3.196	1.033	4.230	16.029
Szymanski	ψ_1	1.745	449.599	0.966	452.311	2.608	454.918	4.115	1.439	5.554	81.909
	ψ_2	1.750	448.491	1.174	451.415	1.982	453.397	4.149	1.363	5.512	82.256
Peterson	ψ_1	1.282	40.541	0.252	42.075	1.577	43.652	2.675	1.109	3.783	11.538
	ψ_2	1.317	40.171	0.340	41.828	1.200	43.028	2.585	0.836	3.421	12.576
Sync	ψ_1	1.757	14.505	0.342	16.605	1.265	17.870	1.838	0.743	2.581	6.923
	ψ_2	1.725	14.545	0.679	16.949	1.146	18.095	1.817	0.728	2.545	7.110
Datarace	ψ_1	1.869	51.096	0.415	53.380	2.056	55.436	3.114	0.962	4.076	13.599
	ψ_2	1.886	51.024	0.782	53.693	1.872	55.564	3.145	1.010	4.155	13.372
Rwlock	ψ_1	1.836	32.237	0.869	34.942	2.304	37.246	3.022	1.475	4.497	8.283
	ψ_2	1.847	31.838	0.934	34.619	1.895	36.514	3.051	1.393	4.444	8.217
Varmutex	ψ_1	1.730	29.709	0.675	32.114	3.464	35.578	4.598	1.648	6.245	5.697
	ψ_2	1.703	29.633	0.702	32.038	3.044	35.082	4.690	2.037	6.727	5.215
Lazy	ψ_1	1.620	11.914	0.232	13.766	1.356	15.122	1.784	0.754	2.538	5.959
	ψ_2	1.662	12.014	0.421	14.097	1.035	15.132	1.785	0.733	2.518	6.009
Average		1.659	87.660	0.591	89.910	1.879	91.789	3.086	1.137	4.223	18.700

mentioned above, implemented on the same tool *DAMER*. *TraPNSlice* first builds a traditional CPN model for the concurrent program and then slices this model for reduction. Also, such a reduced model is verified by the same model checking algorithm, implemented on the same tool *DAMER*. We evaluate the efficiency and effectiveness of our method on *DMAER* by answering the following questions:

Q1: Are the unified model and on-demand slicing method based on *PDNet* more efficient than its peers?

Q2: Is our verification method based on our *PDNet* slice more effective than its peers?

6.3. Slice Comparison

For **Q1**, we report the concrete slicing time. In Table 2, S_{dfd} is the time to calculate the complete data-flow dependencies for PDG, S_{cfd} is the time to calculate the complete control-flow dependencies for PDG, and S_{clo} is the time to capture the transitive closure of PDG. Then, $S_{ps} = S_{dfd} + S_{cfd} + S_{clo}$ is the slicing time of *PS*. S_{mol} is the modeling time to construct a CPN model for the program slice, and $S_{com} = S_{ps} + S_{mol}$ is the whole time of *PS* before model checking. As for *PDNet*, T_{mol} is the modeling time to construct the *PDNet* for the whole program, and T_{sli} is the slicing time. Here, T_{mol} includes the time to calculate the control-flow structure and control-flow dependencies, and T_{sli} includes the time to capture the data-flow dependencies as well as the transitive closure of *PDNet*. $T_{com} = T_{mol} + T_{sli}$

is the whole time of *PDNet* before model checking. Their average values are on the last row.

As we can see from Table 2, $S_{com} > T_{com}$ holds for each verification. The average of S_{com} is 91.789, and the average of T_{com} is 4.222. It implies the higher efficiency of our proposed method. We calculate S_{com}/T_{com} in Table 2, and its average is 18.7. Here, 10 verification reduces the whole time by more than 10 times, and 4 verification reduces the whole time by more than 30 times. Our method can reduce computation when converting among multiple models. Moreover, $S_{dfd} + S_{clo}$ of *PS*, including the computation time of the data-flow dependencies and the transitive closure, corresponds to T_{sli} of *PDNet*. It is obvious that $S_{dfd} + S_{clo} > T_{sli}$ holds for each verification. The variable's data-flow dependencies are only calculated when it is added to the *PDNet* slice. This means that the use of *PDNet* can save on computation cost by avoiding the computation of irrelevant variable data-flow dependencies.

Note that $S_{mol} < T_{mol}$ holds for each verification. The average of S_{mol} is 1.879, and that of T_{mol} is 3.086. Their difference is 1.207 which is insignificant. Our approach to utilizing the unified model and on-demand slicing based on *PDNet* proves to be highly efficient, as it significantly reduces computation during model conversions and eliminates data-flow dependencies of irrelevant variables. CPN is translated from a program slice; while *PDNet* is translated from the entire program. Thus *PDNet* needs extra places and

Table 3
Verification Comparison of *PS*, *TraPNSlice* and *PDNet* (in microseconds)

Bench.	For.	<i>PS</i>		<i>TraPNSlice</i>				<i>PDNet</i>		S_{ver}/T_{ver}	C_{ver}/T_{ver}
		S_{ver}	S_{res}	C_{mol}	C_{sli}	C_{ver}	C_{res}	T_{ver}	T_{res}		
Fib	ψ_1	14931.152	<i>F</i>	3.505	0.201	28951.807	<i>F</i>	10544.388	<i>F</i>	1.416	2.746
	ψ_2	9.686	<i>F</i>	3.501	0.152	18.267	<i>F</i>	7.511	<i>F</i>	1.290	2.432
Lamport	ψ_1	38.590	<i>T</i>	5.917	0.617	77.759	<i>T</i>	35.822	<i>T</i>	1.077	2.171
	ψ_2	8.075	<i>F</i>	5.937	0.631	13.454	<i>F</i>	7.339	<i>F</i>	1.100	1.833
Dekker	ψ_1	13.782	<i>T</i>	4.658	0.348	22.719	<i>T</i>	11.251	<i>T</i>	1.225	2.019
	ψ_2	12.810	<i>T</i>	4.637	0.369	23.224	<i>T</i>	11.489	<i>T</i>	1.115	2.021
Szymanski	ψ_1	27.037	<i>T</i>	5.778	0.534	44.302	<i>T</i>	20.703	<i>T</i>	1.306	2.140
	ψ_2	9.968	<i>F</i>	5.851	0.534	17.827	<i>F</i>	9.666	<i>F</i>	1.031	1.844
Peterson	ψ_1	12.695	<i>T</i>	3.900	0.282	25.197	<i>T</i>	11.344	<i>T</i>	1.119	2.221
	ψ_2	11.689	<i>T</i>	3.889	0.290	26.034	<i>T</i>	11.634	<i>T</i>	1.005	2.238
Sync	ψ_1	8.420	<i>T</i>	2.726	0.248	17.253	<i>T</i>	8.415	<i>T</i>	1.001	2.050
	ψ_2	8.657	<i>T</i>	2.735	0.230	17.584	<i>T</i>	8.346	<i>T</i>	1.037	2.107
Datarace	ψ_1	8009.776	<i>T</i>	4.744	0.361	15999.411	<i>T</i>	6947.670	<i>T</i>	1.153	2.303
	ψ_2	17.369	<i>F</i>	4.768	0.350	31.782	<i>F</i>	15.225	<i>F</i>	1.141	2.088
Rwlock	ψ_1	40.028	<i>T</i>	5.183	0.466	70.768	<i>T</i>	33.947	<i>T</i>	1.179	2.085
	ψ_2	52.972	<i>T</i>	5.143	0.466	72.940	<i>T</i>	34.491	<i>T</i>	1.536	2.115
Varmutex	ψ_1	45.990	<i>T</i>	8.657	0.546	79.711	<i>T</i>	27.537	<i>T</i>	1.670	2.895
	ψ_2	82.718	<i>T</i>	8.485	0.534	81.173	<i>T</i>	30.926	<i>T</i>	2.675	2.625
Lazy	ψ_1	11.292	<i>F</i>	2.798	0.193	18.521	<i>F</i>	8.857	<i>F</i>	1.275	2.091
	ψ_2	8.074	<i>F</i>	2.801	0.181	13.325	<i>F</i>	7.465	<i>F</i>	1.082	1.785
Average		1168.039	/	4.781	0.377	2281.153	/	889.701	/	1.272	2.190

arcs to depict control-flow dependencies. Yet such extra ones lead to the small impact on the overall time. In summary, our approach proves to be a much more cost-effective solution than its peers.

6.4. Verification Comparison

For *Q2*, we report the verifying time and results (*T* represents *true*, while *F* represents *false*). In Table 3, S_{ver} is the time for verifying the CPN model of the program slice, and S_{res} is the verifying result of *PS*. As for *TraPNSlice*, C_{mol} is the modeling time to construct a CPN model for the whole program, C_{sli} is the time of traditional Petri net slicing, C_{ver} is the time for verifying traditional Petri net slice, and C_{res} is the verifying result. T_{ver} is the time for verifying PDNet slice, and T_{res} is the verifying result of *PDNet*.

As we can see from Table 3, S_{res} , C_{res} , and T_{res} are all correct. It implies that the three slicing methods are correct and effective in *DAMER*. We calculate S_{ver}/T_{ver} and C_{ver}/T_{ver} as shown in Table 3. Obviously, $S_{ver} > T_{ver}$ and $C_{ver} > T_{ver}$ holds for each verification, implying that our PDNet slicing with an on-demand way outperforms the program slicing and traditional Petri net slicing methods in terms of verification time. The average value of S_{ver}/T_{ver} is 1.272. As for the traditional program slicing method, it takes much time to calculate the domination relationship for the control-flow dependencies [42]. The average value

of C_{ver}/T_{ver} is 2.190. It is evident that our PDNet slicing method can reduce the verifying time more than traditional Petri net slicing. The reason is that it can reduce the number of places, transitions, and explored states of the original PDNet, which is not reduced by traditional Petri net slicing.

Furthermore, the time required for modeling (T_{mol} in Table 2) and slicing (T_{sli} in Table 2) are significantly less than T_{ver} in Table 3. As a result, the expense of constructing a PDNet model is reasonable and the reduction achieved through PDNet slicing is outstanding. This confirms the effectiveness and practicality of PDNet slicing.

7. Related Work

Rakow [43] suggested two static slicing algorithms to get a simplified Petri net with preserving CTL*- χ properties. Khan [27] improved Rakow's algorithms and suggested a dynamic slicing algorithm for Algebraic Petri nets (APN). Lorens et al. [36, 34] and Yu et al. [52, 51] proposed two dynamic slicing algorithms that took into account the initial marking of Petri nets, further reducing the scale of the Petri net slice. Then, two algorithms are improved by [35] that encounters the maximal slice and the minimal one from the initial net slice. Roci et al. [44] proposed a restraining algorithm to slice from the Petri Nets model the nodes that participate in some particular executions. Wang et al. [47]

proposed an improved Dynamic-Slicing-based Vulnerability Detection (IDS-VR) method to locate vulnerabilities in Workflow Nets. They [48] then proposed a Dynamic-Data-Slicing-based Vulnerability Detection (DDS-VD) method for data inconsistency detection of E-Commerce Systems. These Petri net slicing algorithms [28] are primarily suitable for workflow. The dependencies outlined in this paper are more complex and pose a challenge to the existing methods [28, 44, 47, 48, 35].

Danicic et al. [12] defined non-termination insensitive (weak) slices and non-termination sensitive (strong) slices for non-deterministic programs. Chalupa et al. [6] proposed new algorithms for computing non-termination sensitive control dependence (NTSCD) and decisive order dependence (DOD) for fast Computation. Masud et al. [40] contributed a general proof of correctness for dependence-based slicing methods for interprocedural, possibly nonterminating programs. Although these works provide more precise definitions, semantics and proof of dependencies for non terminating programs, they are used for sequential programs, instead of concurrent program.

8. Conclusion

This paper introduces PDNet as a unified model for representing control-flow structures with dependencies. This saves computation by eliminating the need to convert among multiple models. Then, we propose an on-demand PDNet slicing method that reduces the scope of model checking by capturing data-flow dependencies related to variables from verified LTL_{-X} . Our methodology is able to save cost from model conversions and complete calculation of data-flow dependencies, which is never seen in the existing work. We also implement an automatic concurrent program model checking tool called *DAMER* based on PDNet for LTL_{-X} formulae. Our experiments have produced promising results.

Based on the current work, we plan to add the heuristic information from the dependencies information to help find counterexample paths for LTL_{-X} formulae as quickly as possible during exploration and integrate partial-order methods, e.g., partial order reduction or unfolding [32, 16], to reduce possible interleavings from the independent threads for PDNet.

Acknowledgments

Funding This work was supported by National Key Research and Development Program of China under Grant 2022YFB4501704.

Statement The authors have no relevant financial or non-financial interests, no potential competing interests and no applicable ethics approval to disclose.

CRedit authorship contribution statement

Zhijun Ding: Conceptualization, Writing - Review & Editing. **Shuo Li:** Methodology, Formal analysis, Writing - Original Draft. **Cheng Chen:** Software. **Cong He:** Software.

References

- [1] Abubakar, U.S., Liu, G., Barkaoui, K., Li, Z., 2023. Adaptive supervisory control for a class of petri nets with bimodal transitions. *Information Sciences* 650, 119683. doi:10.1016/j.ins.2023.119683.
- [2] Albert, E., Gómez-Zamalloa, M., Isabel, M., Rubio, A., 2018. Constrained dynamic partial order reduction, in: *Computer Aided Verification*, Springer. pp. 392–410. doi:10.1007/978-3-319-96142-2_24.
- [3] Barney, B., . Posix threads programming. <https://hpc-tutorials.llnl.gov/posix/>.
- [4] Ben-Zvi, I., Moses, Y., 2014. Beyond Lamport's *Happened-before*: On time bounds and the ordering of events in distributed systems. *J. ACM* 61. doi:10.1145/2542181.
- [5] Burnim, J., Sen, K., Stergiou, C., 2011. Testing concurrent programs on relaxed memory models, in: *Proceedings of the 2011 International Symposium on Software Testing and Analysis*, Association for Computing Machinery, New York, NY, USA. p. 122–132. doi:10.1145/2001420.2001436.
- [6] Chalupa, M., Klačka, D., Strejček, J., Tomovič, L., 2021a. Fast computation of strong control dependencies, in: *Computer Aided Verification*, Springer, Cham. pp. 887–910. doi:10.1007/978-3-030-81688-9_41.
- [7] Chalupa, M., Strejček, J., 2019. Evaluation of program slicing in software verification, in: *Integrated Formal Methods*, Springer. pp. 101–119. doi:10.1007/978-3-030-34968-4_6.
- [8] Chalupa, M., Vitovská, M., Jašek, T., Šimáček, M., Strejček, J., 2021b. Symbiotic 6: generating test cases by slicing and symbolic execution. *International Journal on Software Tools for Technology Transfer* 23, 875–877. doi:10.1007/s10009-020-00573-0.
- [9] Chen, C., Li, S., Ding, Z., 2021. Automatic modeling method for pthread programs based on program dependence net, in: *Int. Conf. on Software Engineering and Development (ICSED)*, Association for Computing Machinery, New York, NY, USA. p. 9–18. doi:10.1145/3507473.3507475.
- [10] Cheng, L., Liu, C., Zeng, Q., 2023. Optimal alignments between large event logs and process models over distributed systems: An approach based on petri nets. *Information Sciences* 619, 406–420. doi:10.1016/j.ins.2022.11.052.
- [11] Clarke, E.M., Henzinger, T.A., Veith, H., Bloem, R., 2018. *Handbook of model checking*, in: *Cambridge International Law Journal*. doi:10.1007/978-3-319-10575-8.
- [12] Danicic, S., Laurence, M.R., 2018. Static backward slicing of non-deterministic programs and systems. *ACM Trans. Program. Lang. Syst.* 40. doi:10.1145/2886098.
- [13] Dietsch, D., Heizmann, Matthiasand Klumpp, D., Naouar, M., Podelski, A., Schätzle, C., 2021. Verification of concurrent programs using Petri net unfoldings, in: *Verification, Model Checking, and Abstract Interpretation*, Springer, Cham. pp. 174–195. doi:10.1007/978-3-030-67067-2_9.
- [14] Ding, Z., He, C., Li, S., 2023. EnPAC: Petri net model checking for linear temporal logi, in: *2023 IEEE Int. Conf. on Networking, Sensing and Control*, pp. 1–6. doi:10.48550/arXiv.2307.12324.
- [15] Ding, Z., Li, S., Chen, C., He, C., 2023. Program dependence net and its slice for verifying linear temporal properties. *arXiv e-prints* doi:10.48550/arXiv.2301.11723.
- [16] Dou, H., Barkaoui, K., Boucheneb, H., Jiang, X., Wang, S., 2019. Maximal good step graph methods for reducing the generation of the state space. *IEEE Access* 7, 155805–155817. doi:10.1109/ACCESS.2019.2948986.
- [17] Dwyer, M.B., Hatcliff, J., Hoosier, M., Ranganath, V., Robby, Wal-lentine, T., 2006. Evaluating the effectiveness of slicing for model reduction of concurrent object-oriented programs, in: *Tools and Algorithms for the Construction and Analysis of Systems*, Springer Berlin Heidelberg. pp. 73–89. doi:10.1007/11691372_5.
- [18] Ferrante, J., Ottenstein, K.J., Warren, J.D., 1987. The program dependence graph and its use in optimization. *ACM Trans. Program. Lang. Syst.* 9, 319–349. doi:10.1145/24039.24041.
- [19] Gan, M., Wang, S., Ding, Z., Zhou, M., Wu, W., 2018. An improved mixed-integer programming method to compute emptiable minimal

- siphons in S^3PR nets. *IEEE Transactions on Control Systems Technology* 26, 2135–2140. doi:10.1109/TCST.2017.2754982.
- [20] Guo, S., Kusano, M., Wang, C., 2016. Conc-ise: Incremental symbolic execution of concurrent software, in: 31st IEEE/ACM Int. Conf. on Automated Software Engineering, Association for Computing Machinery, New York, NY, USA. p. 531–542. doi:10.1145/2970276.2970332.
- [21] Hatcliff, J., Corbett, J., Dwyer, M., Sokolowski, S., Zheng, H., 1999. A formal study of slicing for multi-threaded programs with jvm concurrency primitives, in: *Static Analysis*, Springer Berlin Heidelberg, Berlin, Heidelberg. pp. 1–18. doi:10.1007/3-540-48294-6_1.
- [22] Hatcliff, J., Dwyer, M., 2001. Using the bandera tool set to model-check properties of concurrent Java software, in: *CONCUR 2001 - Concurrency Theory*, Springer. pp. 39–58. doi:10.1007/3-540-44685-0_5.
- [23] Hatcliff, J., Dwyer, M.B., Zheng, H., 2000. Slicing software for model construction. *Higher Order Symbol. Comput.* 13, 315–353. doi:10.1023/A:1026599015809.
- [24] Horwitz, S., Reps, T., Binkley, D., 1990. Interprocedural slicing using dependence graphs. *ACM Trans. Program. Lang. Syst.* 12, 26–60. doi:10.1145/989393.989419.
- [25] Jensen, K., Kristensen, L.M., 2009. Formal definition of non-hierarchical coloured Petri nets, in: *Coloured Petri Nets*, Springer. pp. 79–94. doi:10.1007/b95112_4.
- [26] Kahlon, V., Gupta, A., 2006. An automata-theoretic approach for model checking threads for LTL property, in: *Proceedings of the 21st Annual IEEE Symposium on Logic in Computer Science*, IEEE Computer Society, USA. p. 101–110. doi:10.1109/LICS.2006.11.
- [27] Khan, Y.I., 2013. Optimizing verification of structurally evolving algebraic Petri nets, in: *Int. Work. on Software Engineering for Resilient Systems*, Springer. pp. 64–78.
- [28] Khan, Y.I., Konios, A., Guefi, N., 2018. A survey of Petri nets slicing. *ACM Computer Survey (CSUR)* 51. doi:10.1145/3241736.
- [29] Krinke, J., 2004. Advanced slicing of sequential and concurrent programs, in: 20th IEEE Int. Conf. on Software Maintenance, 2004. Proceedings., IEEE. pp. 464–468. doi:10.1109/ICSM.2004.1357836.
- [30] Kumar, N., Neema, S., Das, M., Mohan, B.R., 2021. Program slicing analysis with KLEE, DIVINE and Frama-C, in: 26th Int. Conf. on Automation and Computing, pp. 1–5. doi:10.23919/ICAC50006.2021.9594142.
- [31] Li, S., Chen, C., Huang, Z., Ding, Z., 2023. Change-aware model checking for evolving concurrent programs based on program dependence net. *Journal of Software: Evolution and Process* doi:10.1002/smr.2626.
- [32] Liu, G., Reisig, W., Jiang, C., Zhou, M., 2016. A branching-process-based method to check soundness of workflow systems. *IEEE Access* 4, 4104–4118. doi:10.1109/ACCESS.2016.2597061.
- [33] Liu, M., Wang, S., Zhou, M., Liu, D., Al-Ahmari, A., Qu, T., Wu, N., Li, Z., 2017. Deadlock and liveness characterization for a class of generalized petri nets. *Information Sciences* 420, 403–416. doi:10.1016/j.ins.2017.08.014.
- [34] Llorens, M., Oliver, J., Silva, J., Tamarit, S., 2016. Dynamic slicing of concurrent specification languages. *Parallel Computing* 53, 1–22.
- [35] Llorens, M., Oliver, J., Silva, J., Tamarit, S., 2023. Maximal and minimal dynamic Petri net slicing. *Fundam. Inf.* 188, 239–267. doi:10.3233/FI-222148.
- [36] Llorens, M., Oliver, J., Silva, J., Tamarit, S., Vidal, G., 2008. Dynamic slicing techniques for Petri nets. *Electronic Notes in Theoretical Computer Science* 223, 153–165. Proceedings of the Second Workshop on Reachability Problems in Computational Models (RP 2008).
- [37] Löwe, S., Mandrykin, M., Wendler, P., 2014. CPAchecker with sequential combination of explicit-value analyses and predicate analyses, in: *Int. Conf. on Tools and Algorithms for the Construction and Analysis of Systems*, Springer. pp. 392–394. doi:10.1007/978-3-642-54862-8_27.
- [38] Luo, J., Liu, Z., Zhou, M., Xing, K., Wang, X., Li, X., Liu, H., 2019. Robust deadlock control of automated manufacturing systems with multiple unreliable resources. *Information Sciences* 479, 401–415. doi:10.1016/j.ins.2018.11.051.
- [39] Luo, J., Tan, K., Luo, H., Zhou, M., 2021. Inference approach based on petri nets. *Information Sciences* 547, 1008–1024. doi:10.1016/j.ins.2020.09.023.
- [40] Masud, A.N., Lisper, B., 2021. Semantic correctness of dependence-based slicing for interprocedural, possibly nonterminating programs. *ACM Trans. Program. Lang. Syst.* 42. doi:10.1145/3434489.
- [41] Peled, D., Wilke, T., 1997. Stutter-invariant temporal properties are expressible without the next-time operator. *Information Processing Letters* 63, 243–246. doi:10.1016/S0020-0190(97)00133-6.
- [42] Qi, X., Jiang, Z., 2017. Precise slicing of interprocedural concurrent programs. *Frontiers of Computer Science* 11, 971–986. doi:10.1007/s11704-017-6189-3.
- [43] Rakow, A., 2012. Safety slicing Petri nets, in: *Int. Conf. on Application and Theory of Petri Nets and Concurrency*, Springer. pp. 268–287.
- [44] Roci, A., Davidrajuh, R., 2020. A new dynamic algorithm for Petri nets slicing, in: *IEEE 14th Int. Conf. on Application of Information and Communication Technologies*, pp. 1–7. doi:10.1109/AICT50176.2020.9368613.
- [45] Rodríguez, C., Sousa, M., Sharma, S., Kroening, D., 2015. Unfolding-based partial order reduction, in: 26th Int. Conf. on Concurrency Theory (CONCUR 2015), Schloss Dagstuhl–Leibniz-Zentrum fuer Informatik, Dagstuhl, Germany. pp. 456–469. doi:10.4230/LIPIcs.CONCUR.2015.456.
- [46] SV-COMP, 2023. software verification competition. <https://sv-comp.sosy-lab.org/2023/>.
- [47] Wang, M., Ding, Z., Liu, G., Jiang, C., Zhou, M., 2020a. Measurement and computation of profile similarity of workflow nets based on behavioral relation matrix. *IEEE Transactions on Systems, Man, and Cybernetics: Systems* 50, 3628–3645. doi:10.1109/TSMC.2018.2852652.
- [48] Wang, M., Ding, Z., Zhao, P., Yu, W., Jiang, C., 2020b. A dynamic data slice approach to the vulnerability analysis of E-commerce systems. *IEEE Transactions on Systems, Man, and Cybernetics: Systems* 50, 3598–3612. doi:10.1109/TSMC.2018.2862387.
- [49] Wolf, K., 2019. How Petri net theory serves Petri net model checking: A survey, in: *Transactions on Petri Nets and Other Models of Concurrency XIV*, Springer. pp. 36–63. doi:10.1007/978-3-662-60651-3_2.
- [50] You, D., Wang, S., Zhou, M., 2017. Computation of strict minimal siphons in a class of petri nets based on problem decomposition. *Information Sciences* 409–410, 87–100. doi:10.1016/j.ins.2017.05.011.
- [51] Yu, W., Ding, Z., Fang, X., 2015. Dynamic slicing of Petri nets based on structural dependency graph and its application in system analysis. *Asian Journal of Control* 17, 1403–1414.
- [52] Yu, W., Yan, C., Ding, Z., Fang, X., 2013. Extended and improved slicing technologies for Petri nets. *High Technology Letters* 19.

A. Colored Petri Nets

To define PDNet (Program Dependence Net) based on CPN, we introduce the definitions of multiset and CPNs[25].

Definition 14 (Multiset). Let S be a non-empty set. A multiset ms over S is a function $ms: S \rightarrow \mathbb{N}$ that maps each element into a non-negative integer. S_{MS} is the set of all multisets over S . We use $+$ and $-$ for the sum and difference of two multisets. And $=, <, >, \leq, \geq$ are comparisons of multisets, which are defined in the standard way.

Definition 15 (Colored Petri Net). CPN is defined by a 9-tuple $N ::= (\Sigma, V, P, T, F, C, G, E, I)$, where:

1. Σ is a finite non-empty set of types called color sets.
2. V is a finite set of the typed variables. $\forall v \in V: \text{Type}[v] \in \Sigma$.
3. P is a finite set of places.
4. T is a finite set of transitions and $T \cap P = \emptyset$.
5. $F \subseteq (P \times T) \cup (T \times P)$ is a finite set of directed arcs.
6. $C: P \rightarrow \Sigma$ is a color set function, that assigns a color set $C(p)$ belonging to the set of types Σ to each place p .
7. $G: T \rightarrow \mathbb{E}_V$ is a guard function, that assigns an expression $G(t)$ to each transition t . $\forall t \in T: (\text{Type}[G(t)] \in \text{BOOL}) \wedge (\text{Type}[Var(G(t))] \subseteq \Sigma)$.
8. $E: F \rightarrow \mathbb{E}_V$ is a function, that assigns an arc expression $E(f)$ to each arc f . $\forall f \in F: (\text{Type}[E(f)] = C(p(f))_{MS}) \wedge (\text{Type}[Var(E(f))] \subseteq \Sigma)$, where $p(f)$ is the place connected to arc f .
9. $I: P \rightarrow \mathbb{E}_\emptyset$ is an initialization function, that assigns an initialization expression $I(p)$ to each place p . $\forall p \in P: (\text{Type}[I(p)] = C(p)_{MS}) \wedge (Var(I(p)) = \emptyset)$.

The difference between PDNet and CPNs as the following aspects: 1. P is divided into three subsets in PDNet, i.e., $P = P_c \cup P_v \cup P_f$. Concretely, P_c is a subset of control places, P_v is a subset of variable places, and P_f is a subset of execution places. 2. F is divided into three subsets in PDNet, i.e., $F = F_c \cup F_{rw} \cup F_f$. Concretely, $F_c \subseteq (P_c \times T) \cup (T \times P_c)$ is a subset of control arcs, $F_{rw} \subseteq (P_v \times T) \cup (T \times P_v)$ is a subset of read-write arcs, and $F_f \subseteq (P_f \times T) \cup (T \times P_f)$ is a subset of execution arcs. In addition to the above differences, other definitions and constraints of PDNet are consistent with CPNs.

B. Concurrent Program Semantics

C programs using POSIX threads [3] refer to the concurrent programs in this paper. For simplicity, we consider the assignment statements to be atomic. Take inspiration from the existing research on the function call [24, 40] and concurrency primitive [3], we introduce a simple concurrent program definition. Suppose that \mathcal{V} is a set of basic program variables (e.g., the types of *int* and *double*), val is a set of all values that a variable v in \mathcal{V} can take. Suppose that \mathcal{I} is a set of thread identifiers (i.e., *pthread_t*), \mathcal{W} is a set of program expressions, \mathcal{Q} is a set of operations that characterize the nature of the action performed by the statement.

Definition 16 (Concurrent Program). $\mathcal{P} ::= \langle K, \mathcal{M}, \mathcal{L}, C, \mathcal{T}, \mathcal{H}, \mathcal{R}, m_0, h_0 \rangle$ is a concurrent program, where:

1. K is a finite set of all program locations.
2. \mathcal{M} is a set of all memory states.
3. \mathcal{L} is a finite set of POSIX mutex variables (i.e., *pthread_mutex_t*). $\ell \in \mathcal{L}$ is a mutex.
4. \mathcal{C} is a finite set of condition variables (i.e., *pthread_cond_t*). $\gamma \in \mathcal{C}$ is a condition variable.
5. $\mathcal{T} \subseteq \mathcal{I} \times \mathcal{Q} \times K \times K \times \mathcal{M} \times \mathcal{M}$ is a finite set of statements.
6. $\mathcal{H}: \mathcal{I} \rightarrow K$ is a function that assigns its current location to each thread identifier.
7. $\mathcal{R}: \mathcal{M} \rightarrow val_{MS}$ is a function that assigns the current values of variables to each memory state.
8. $h_0 \in \mathcal{H}$ is the initial location function that assigns the initial location to each thread identifier.
9. $m_0 \in \mathcal{M}$ is an initial memory state.

Remark 1. A statement $\tau ::= \langle i, q, l, l', m, m' \rangle$ intuitively represents that a thread $i \in \mathcal{I}$ can execute an operation $q \in \mathcal{Q}$, updating the location from $l \in K$ to $l' \in K$ and the memory state from $m \in \mathcal{M}$ to $m' \in \mathcal{M}$.

The corresponding syntax of concurrent program \mathcal{P} in this paper is described in Table 4, where $\epsilon, val, v, \gamma, \ell, uop, rop, break, continue, return, entry, export, i, if, then, else, while, do, call, rets, lock, unlock, wait$, and *signal* are the terminal symbols of a syntax. Here, ϵ means the default value, *uop* is a set of unary operators, *rop* is a set of binary operators. \mathcal{P} contains a series of variable declarations v^* and function declarations fun^+ . A function *fun* is uniquely identified by *i*, and contains an *entry* and an *exit*, and v^* represents a parameter list that can be defaulted. τ^* is a set of statements within this function.

The behavior of a statement $\tau \in \mathcal{T}$ is represented by its operation q , characterizing the nature of the action performed by this statement. Then, we distinguish the following operation sets $\{local\}$, $\{calls\}$ and $\{syncs\}$ for $\tau ::= local|calls|syncs$ in Table 4. Here, operations assignment, jump, and branching belong to $\{local\}$, operations call site and return site belong to $\{calls\}$, and $\langle lock, \ell \rangle, \langle unlock, \ell \rangle, \langle signal, \gamma \rangle$ and $\langle wait, \gamma, \ell \rangle$ belong to $\{syncs\}$.

(1) The local operations in *local* can be used to model statements within a local thread. $v := w$ represents a simple assignment operation where $v \in \mathcal{V}$ is a program variable and $w \in \mathcal{W}$ is an expression over the program variables. *jump* represents a simple jump operation with a particular symbol, e.g., *break*, *continue* and *return*. *if(w) then* (τ_1^*) *else* (τ_2^*) (abbreviated as *if(w)*) is a branch conditional structure with a boolean condition denoted by an expression w , and *while(w) do* (τ^*) (abbreviated as *while(w)*) is a loop structure with a boolean condition denoted by an expression w . The two structures are the branching operations that produce different possible subsequent executions.

(2) *calls* represents possible many function calls. As the syntax in Table 4, *call* represents call site operation making the control-flow turn to the called function, and

Table 4
Simplified Syntax of Concurrent Programs

$$\begin{aligned}
 P &::= (v^*)fun^+ \\
 fun &::= entry\ i\ (v^*)\ (\tau^*)\ exit \\
 \tau &::= local|calls|syncs \\
 local &::= v:=w|jump|if(w)then(\tau_1^*)else(\tau_2^*)|while(w)do(\tau^*) \\
 jump &::= break|continue|return \\
 w &::= val|v|uop\ w|w\ rop\ w \\
 calls &::= acall|cassign\ acall\ rassign \\
 acall &::= call\ cassign\ acall\ rassign\ rets|acall\ acall\ |e \\
 cassign &::= (v:=w)^* \\
 rassign &::= (v:=w)^* \\
 syncs &::= \langle lock, \ell \rangle | \langle unlock, \ell \rangle | \langle signal, \gamma \rangle | \langle wait, \gamma, \ell \rangle
 \end{aligned}$$

rets represents return site one, which makes the control-flow turn back from the called function. Moreover, *cassign* represents the assignments to all formal input parameters of *call*, and *rassign* represents the assignments to the actual return parameters of *rets*.

(3) The POSIX thread operations in *syncs* could model the synchronization statements in different threads. *syncs* = $(\{lock, unlock\} \times \mathcal{L}) \cup (\{signal\} \times \mathcal{C}) \cup (\{wait\} \times \mathcal{C} \times \mathcal{L})$. Operation $\langle lock, \ell \rangle$ represents a request operation to acquire $\ell \in \mathcal{L}$, i.e., `pthread_mutex_lock(&ℓ)`, while $\langle unlock, \ell \rangle$ represents a request operation to release $\ell \in \mathcal{L}$, i.e., `pthread_mutex_unlock(&ℓ)`. $\langle signal, \gamma \rangle$ represents a request operation to signal other thread on $\gamma \in \mathcal{C}$, i.e., `pthread_cond_signal(&γ)`. $\langle wait, \gamma, \ell \rangle$ represents a request operation to wait for a notification on $\gamma \in \mathcal{C}$ with $\ell \in \mathcal{L}$, i.e., `pthread_cond_wait(&γ, &ℓ)`. Concrete arguments of POSIX thread functions mentioned above can be found from [3].

To express the operational semantics of a concurrent program for PDNet modeling, we define its labeled transition system (LTS) semantics based on Definition 16 and Table 4.

Definition 17 (LTS Semantics of Concurrent Programs). Given concurrent program P , $\mathcal{N}_P ::= \langle S, \mathcal{A}, \rightarrow \rangle$ is the labeled transition system of P , where:

1. $S \subseteq \mathcal{H} \times \mathcal{M} \times (\mathcal{L} \rightarrow \mathcal{I}) \times (\mathcal{C} \rightarrow \mathcal{I}_{MS})$ is a set of the program configurations.
2. $\mathcal{A} \subseteq \mathcal{T} \times \mathcal{B}$ is a set of actions, where \mathcal{T} comes from P .
3. $\rightarrow \subseteq S \times \mathcal{A} \times S$ is a set of transition relations on the program configurations S .

Formally, $s ::= \langle h, m, r, u \rangle$ is a configuration of S , where $h \in \mathcal{H}$ is a function that indicates the current program location of every thread, $m \in \mathcal{M}$ is the current memory state, r is a function that maps every mutex to a thread identifier, and u is also a function maps every condition variable to a multiset of thread identifiers of those threads that currently wait on that condition variable. $S_0 ::= \langle h_0, m_0, r_0, u_0 \rangle$ where $h_0 \in \mathcal{H}$ and $m_0 \in \mathcal{M}$ come from P , $r_0: \mathcal{L} \rightarrow \{0\}$ represents that every mutex is not initially held by any threads, and $u_0: \mathcal{C} \rightarrow \emptyset$ represents that every condition variable does

not initially block any threads. Hence, we characterize the states of P by the configurations S of \mathcal{N}_P . $\alpha ::= \langle \tau, \beta \rangle$ is an action of \mathcal{A} , where $\tau \in \mathcal{T}$ is a statement of P and $\beta \in \mathcal{B}$ is an effect for operation q from statement τ . The transition relation \rightarrow on the configurations is represented by $s \xrightarrow{\langle \tau, \beta \rangle} s'$. The interleaved execution of τ could update configuration s to new one s' based on the effect β corresponding to the operation of τ . In fact, the effect of an action $\alpha \in \mathcal{A}$ characterizes the nature of the transition relations with this action on configurations of \mathcal{N}_P . The effect is defined by $\mathcal{B} = (\{ass, jum, ret, tcd, fcd, call, rets\} \times \mathcal{K}) \cup (\{acq, rel\} \times \mathcal{L}) \cup (\{sig\} \times \mathcal{C}) \cup (\{wa_1, wa_2, wa_3\} \times \mathcal{C} \times \mathcal{L})$.

To formalize our PDNet modeling methods, the semantics of a concurrent program is expressed by the transition relations \rightarrow on the program configurations under a current configuration $s = \langle h, m, r, u \rangle$ of P in Table 5. The intuition behind the semantics is how s updates based on the transition relations with the actions of \mathcal{A} . Thus, the execution of a statement gives rise to a transition relation in correspondence with the operation of the statement. For convenience, the action referenced later is denoted by an abbreviation at the end of each row in Table 5. For instance, *ass* represents the action $\langle \tau, \langle ass, l' \rangle \rangle$ where $\langle ass, l' \rangle$ is the effect corresponding to the operation of τ , updating the program location to l' . Here, suppose that an assignment operation is $v := w$ in statement τ . $\llbracket w \rrbracket m$ denotes that the value evaluating by the expression w under the memory state m . This value is assigned to variable v . Thus, $m' = m[v \mapsto \llbracket w \rrbracket m]$ denotes a new memory state where $m'(v) = \llbracket w \rrbracket m$ and $m'(y) = m(y)$ ($\forall y \in \mathcal{V}: y \neq v$).

In the same way, *jum* represents action $\langle \tau, \langle jum, l' \rangle \rangle$ where the jump operation of τ is *break* or *continue*, updating the program location to l' . But *jum* does not update a memory state. *ret* represents action $\langle \tau, \langle ret, l' \rangle \rangle$ where the jump operation of τ is *return*, updating the program location to l' . For a branching operation, *tcd* represents action $\langle \tau, \langle tcd, l' \rangle \rangle$, where $\llbracket w \rrbracket m = true$, and *fcd* represents action $\langle \tau, \langle fcd, l' \rangle \rangle$, where $\llbracket w \rrbracket m = false$. Neither *tcd* nor *fcd* updates the memory state. They update the program location to different one l' . For a function call, *call* represents action $\langle \tau, \langle call, l' \rangle \rangle$, where l' is the entry of the called function, and *rets* represents action $\langle \tau, \langle rets, l' \rangle \rangle$, where l' is the return site of the calling function. Similarly, suppose that *cassign* of *call* is $v_1 := w_1$ and *rassign* of *rets* is $v_2 := w_2$. $m' = m[v_1 \mapsto \llbracket w_1 \rrbracket m]$ denotes the new memory state for *call* and $m' = m[v_2 \mapsto \llbracket w_2 \rrbracket m]$ denotes the new one for *rets*. In addition, *ass*, *jum*, *tcd*, *fcd*, *call* and *rets* do not update r and u of s .

Moreover, *acq* represents action $\langle \tau, \langle acq, \ell \rangle \rangle$ corresponding to operation $\langle lock, \ell \rangle$. If ℓ is not held by any thread ($r(\ell) = 0$), *acq* represents that thread i obtains this mutex ℓ ($r[\ell \mapsto i]$) and updates the program location to l' . However, if ℓ is held by another thread, thread i could be blocked by ℓ , and current configuration s cannot be updated by *acq*. *rel* represents action $\langle \tau, \langle rel, \ell \rangle \rangle$ corresponding to operation $\langle unlock, \ell \rangle$. Here, $r(\ell) = i$ means that the mutex ℓ is held by thread i . If $r(\ell) = i$, thread i could release this mutex ℓ

Table 5
Semantics of Concurrent Programs

$\tau := (i, q, l, l', m, m') \in T \quad q := v := w \quad h(i) = l$	(<i>ass</i>)
$\langle h, m, r, u \rangle \xrightarrow{\langle \tau, \text{ass}, l' \rangle} \langle h[i \mapsto l'], m', r, u \rangle$ $\tau := (i, q, l, l', m, m') \in T \quad q := \text{break or continue} \quad h(i) = l$	(<i>jum</i>)
$\langle h, m, r, u \rangle \xrightarrow{\langle \tau, \text{jum}, l' \rangle} \langle h[i \mapsto l'], m, r, u \rangle$ $\tau := (i, q, l, l', m, m') \in T \quad q := \text{return} \quad h(i) = l$	(<i>ret</i>)
$\langle h, m, r, u \rangle \xrightarrow{\langle \tau, \text{ret}, l' \rangle} \langle h[i \mapsto l'], m', r, u \rangle$ $\tau := (i, q, l, l', m, m') \in T \quad q := \text{if}(w) \text{ or while}(w) \quad \ w\ = \text{true} \quad h(i) = l$	(<i>tcd</i>)
$\langle h, m, r, u \rangle \xrightarrow{\langle \tau, \text{tcd}, l' \rangle} \langle h[i \mapsto l'], m, r, u \rangle$ $\tau := (i, q, l, l', m, m') \in T \quad q := \text{if}(w) \text{ or while}(w) \quad \ w\ = \text{false} \quad h(i) = l$	(<i>fcd</i>)
$\langle h, m, r, u \rangle \xrightarrow{\langle \tau, \text{fcd}, l' \rangle} \langle h[i \mapsto l'], m, r, u \rangle$ $\tau := (i, q, l, l', m, m') \in T \quad q := \text{call} \quad h(i) = l$	(<i>call</i>)
$\langle h, m, r, u \rangle \xrightarrow{\langle \tau, \text{call}, l' \rangle} \langle h[i \mapsto l'], m', r, u \rangle$ $\tau := (i, q, l, l', m, m') \in T \quad q := \text{rets} \quad h(i) = l$	(<i>rets</i>)
$\langle h, m, r, u \rangle \xrightarrow{\langle \tau, \text{rets}, l' \rangle} \langle h[i \mapsto l'], m', r, u \rangle$ $\tau := (i, q, l, l', m, m') \in T \quad q := \langle \text{lock}, \ell \rangle \quad h(i) = l \quad r(\ell) = 0$	(<i>acq</i>)
$\langle h, m, r, u \rangle \xrightarrow{\langle \tau, \text{acq}, \ell \rangle} \langle h[i \mapsto l'], m, r[\ell \mapsto i], u \rangle$ $\tau := (i, q, l, l', m, m') \in T \quad q := \langle \text{unlock}, \ell \rangle \quad h(i) = l \quad r(\ell) = i$	(<i>rel</i>)
$\langle h, m, r, u \rangle \xrightarrow{\langle \tau, \text{rel}, \ell \rangle} \langle h[i \mapsto l'], m, r[\ell \mapsto 0], u \rangle$ $\tau := (i, q, l, l', m, m') \in T \quad q := \langle \text{signal}, \gamma \rangle \quad h(i) = l \quad \{j\} \in u(\gamma)$	(<i>sig</i>)
$\langle h, m, r, u \rangle \xrightarrow{\langle \tau, \text{sig}, \gamma \rangle} \langle h[i \mapsto l'], m, r, u[\gamma \mapsto u(\gamma) \setminus \{j\} \cup \{-j\}] \rangle$ $\tau := (i, q, l, l', m, m') \in T \quad q := \langle \text{wait}, \gamma, \ell \rangle \quad h(i) = l \quad r(\ell) = i \quad \{i\} \notin u(\gamma)$	(<i>wa₁</i>)
$\langle h, m, r, u \rangle \xrightarrow{\langle \tau, \text{wa}_1, \gamma, \ell \rangle} \langle h, m, r[\ell \mapsto 0], u[\gamma \mapsto u(\gamma) \cup \{i\}] \rangle$ $\tau := (i, q, l, l', m, m') \in T \quad q := \langle \text{wait}, \gamma, \ell \rangle \quad h(i) = l \quad r(\ell) = 0 \quad \{-i\} \in u(\gamma)$	(<i>wa₂</i>)
$\langle h, m, r, u \rangle \xrightarrow{\langle \tau, \text{wa}_2, \gamma, \ell \rangle} \langle h, m, r, u[\gamma \mapsto u(\gamma) \setminus \{-i\}] \rangle$ $\tau := (i, q, l, l', m, m') \in T \quad q := \langle \text{wait}, \gamma, \ell \rangle \quad h(i) = l \quad r(\ell) = 0$	(<i>wa₃</i>)
$\langle h, m, r, u \rangle \xrightarrow{\langle \tau, \text{wa}_3, \gamma, \ell \rangle} \langle h[i \mapsto l'], m, r[\ell \mapsto i], u \rangle$	

($r[\ell \mapsto 0]$) and updates the program location to l' . Then, *sig* represents action $\langle \tau, \langle \text{sig}, \gamma \rangle \rangle$ corresponding to operation $\langle \text{signal}, \gamma \rangle$. Thread i could notify thread j belonging to $u(\gamma)$ ($\{j\} \in u(\gamma)$). Thus, thread j could be notified by thread i ($u[\gamma \mapsto u(\gamma) \setminus \{j\} \cup \{-j\}]$). It updates the program location to l' . Particularly, operation $\langle \text{wait}, \gamma, \ell \rangle$ corresponds to three actions wa_1 , wa_2 and wa_3 , where only wa_3 updates the program location to l' . If mutex ℓ is held by thread i ($r(\ell) = i$) and thread i is not waiting for γ currently ($\{i\} \notin u(\gamma)$), wa_1 ($\langle \text{wa}_1, \gamma, \ell \rangle$) represents that the action releases mutex ℓ ($r[\ell \mapsto 0]$), and thread i is added to the current thread multiset waiting on condition variable γ ($u[\gamma \mapsto u(\gamma) \cup \{i\}]$). Then, wa_2 ($\langle \text{wa}_2, \gamma, \ell \rangle$) represents that the thread i is blocked until a thread j ($\{-i\} \in u(\gamma)$) is notified by condition variable γ . Thus, thread i no long waits for a notification on γ ($u[\gamma \mapsto u(\gamma) \setminus \{-i\}]$). Finally, if ℓ is not held ($r(\ell) = 0$), wa_3 ($\langle \text{wa}_3, \gamma, \ell \rangle$) represents that the action acquires mutex ℓ again ($r[\ell \mapsto i]$) and updates the program location to i . In addition, *acq*, *rel*, *sig*, wa_1 , wa_2 and wa_3 do not update m of the current configuration s .

C. Post-process Algorithm

Algorithm 2 Slicing Post-process Algorithm

Input: A PDNet N and its slice N' w.r.t. Crit ;

Output: The final PDNet slice N'' ;

- 1: **for all** $p \in (P' \cap P_f) \wedge (\forall t \in P' : (t, p) \notin F'_f)$ **do** $\text{if } F'_f$ is the execution arc set $\ast/$
- 2: $T_f := \text{FINDEXE}(t, T)$; $\text{if } T$ is the transition set of $N \ast/$
- 3: **for all** $t' \in T_f$ **do**

- 4: $\text{ADDARC}(t', p)$; $\text{if } (t', p)$ is a new execution arc $\ast/$

If there exists an execution place p of N' that lacks execution arcs connected to any transition in $\ast p$, the execution order of p is not complete (Line 1). Function $\text{FINDEXE}(t, T)$ can find the transitions performed before the transition in $\ast p$ based on T (Line 2). For each transition t' in T_f , a new execution arc (t', p) is constructed by $\text{ADDARC}(t', p)$ (Line 4) to complete a control-flow structure. Finally, the final PDNet slice N'' is tractable for the model checking.

D. Correctness Proof

We prove the correctness of PDNet slice N' expressed by $N \models \psi \Leftrightarrow N' \models \psi$. Firstly, we give some definitions for the correctness proof. Note that an occurrence sequence is defined in Definition 4, and an LTL- χ formula is defined in Definition 5.

Definition 18 (Marking Projection). *Let N be a PDNet, M a marking of N , ψ an LTL- χ formula of N , and Crit a place subset extracted from ψ . A projection function $\downarrow [\psi]M : \text{Crit} \rightarrow \mathbb{E}_\emptyset$ is a local marking function w.r.t. Crit , that assigns an expression $M(p)$ to each place p . $\forall p \in \text{Crit} : \text{Type}[M(p)] = C(p)_{MS} \wedge (V ar(M(p)) = \emptyset)$.*

Definition 19 (ψ -equivalent Marking). *Let N be a PDNet, ψ an LTL- χ formula of N , and M and M' two markings of N . M and M' are ψ -equivalent, denoted by $M \stackrel{\psi}{\sim} M'$, if $\downarrow [\psi]M = \downarrow [\psi]M'$.*

Definition 20 (ψ -stuttering Equivalent Transition). *Let N be a PDNet, ψ an LTL- χ formula of N , ω the occurrence sequence $(t_1, b_1), (t_2, b_2), \dots, (t_{i-1}, b_{i-1}), (t_i, b_i), (t_{i+1}, b_{i+1}), \dots, (t_n, b_n)$ of N defined in Definition 4, and $M(\omega)$ the marking sequence $M_0, M_1, \dots, M_{i-1}, M_i, M_{i+1}, \dots, M_n$ generated by occurring every binding element of ω in turn. t_i ($1 \leq i \leq n$) is a ψ -stuttering equivalent transition if $M_{i-1} \stackrel{\psi}{\sim} M_i$.*

Definition 21 (ψ -stuttering Equivalent Marking Sequences). *Let N be a PDNet, ψ an LTL- χ formula of N , ω an occurrence sequence of N , $M(\omega)$ the marking sequence of ω starting from M_0 , and ω' be generated by eliminating some binding elements from ω , and $M(\omega')$ marking sequence of ω' starting from M'_0 . $M(\omega)$ and $M(\omega')$ are ψ -stuttering equivalent marking sequences, denoted by $M(\omega) \stackrel{st_\psi}{\sim} M(\omega')$, if $\downarrow [\psi]M_0 = \downarrow [\psi]M'_0$, and the eliminated transitions from ω are ψ -stuttering equivalent transitions.*

Intuitively, the ψ -non-stuttering equivalent transitions of ω are all preserved in ω' .

Definition 22 (ψ -stuttering Equivalent PDNets). *Let N be a PDNet, ψ an LTL- χ formula of N , N' a PDNet with the same LTL- χ formula ψ , M_0 the initial marking of N , and M'_0 the initial marking of N' . N and N' are ψ -stuttering equivalent PDNets, denoted by $N \stackrel{st_\psi}{\sim} N'$, if*

- 1) $\downarrow [\psi]M_0 = \downarrow [\psi]M'_0$, and
- 2) for each marking sequence $M(\omega)$ of N starting from M_0 , there exists a marking sequence $M(\omega')$ of N' starting from M'_0 such that $M(\omega) \xrightarrow{st_\psi} M(\omega')$, and
- 3) for each marking sequence $M(\omega')$ of N' starting from M'_0 , there exists a marking sequence $M(\omega)$ of N starting from M_0 such that $M(\omega') \xrightarrow{st_\psi} M(\omega)$.

Theorem 1. [41] Let N be a PDNet, ψ an LTL- χ formula of N , and N' a PDNet with the same LTL- χ formula ψ . An LTL- χ formula is invariant under stuttering, denoted by $N \xrightarrow{st_\psi} N'$, iff $N \models \psi \Leftrightarrow N' \models \psi$.

The above theorem shows that an LTL- χ formula ψ is invariant under stuttering [41].

Theorem 2. Let N be a PDNet, M_0 the initial marking of N , ψ an LTL- χ formula of N , $Crit$ be extracted from ψ , N' w.r.t. $Crit$ the final PDNet slice from N by Algorithm 1 and 2, and M'_0 the initial marking of N' . $N \xrightarrow{st_\psi} N'$.

Proof. According to Definition 22's 1), $\downarrow [\psi]M_0 = \downarrow [\psi]M'_0$ holds, because we keep all places in $Crit$, and Algorithm 1 does not change the initial marking of N .

Then, we prove Definition 22's 2). Let ω be an arbitrary occurrence sequence of N arbitrarily. There exists an occurrence sequence ω' that is generated by eliminating some binding elements from ω by Algorithm 1. $M(\omega)$ is the marking sequence corresponding to ω , and $M(\omega')$ is the marking sequence corresponding to ω' . We prove $M(\omega) \xrightarrow{st_\psi} M(\omega')$ by using structural induction on the length of occurrence sequence of ω , denoted by $|\omega|$.

Base case: Let $|\omega|=1$. $\downarrow [\psi]M_0 = \downarrow [\psi]M'_0$ holds.

Induction: Assume that it holds when $|\omega|=k$. That is, $\omega=(t_{i1}, b_{i1}), (t_{i2}, b_{i2}), \dots, (t_{ik}, b_{ik})$ of N , $\omega'=(t_{j1}, b_{j1}), (t_{j2}, b_{j2}), \dots, (t_{jm}, b_{jm})$ ($m \leq k$), and $M(\omega) \xrightarrow{st_\psi} M(\omega')$. Then we consider whether it holds when $|\omega|=k+1$. Suppose that the last transition is t_{k+1} , and $\omega(t_{k+1}, b_{k+1})$ is the extended occurrence sequence. There are two cases for ω' : t_{k+1} is sliced and t_{k+1} is not sliced.

Case 1: t_{k+1} is sliced by Algorithm 1. That is, $\nexists p \in Crit$:

$t_{k+1} \xrightarrow{d} *p$. Consider the two proposition forms. Let po be a proposition from ψ arbitrarily. If po is in the form of $token-value(p_t) \text{ rop } c$, $t_{k+1} \notin p_t$ or $E(t_{k+1}, p_t) = E(p_t, t_{k+1})$, and the evaluation of this proposition under each marking is not change. If po is in the form of $is-fireable(t)$, t_{k+1} does not affect the enabling condition of t according to Definition 12 and Algorithm 1, and the evaluation of this proposition under each marking is not change. Thus, t_{k+1} is a ψ -stuttering equivalent transition. As a result, $M(\omega(t_{k+1}, b_{k+1})) \xrightarrow{st_\psi} M(\omega')$.

Case 2: t_{k+1} is not sliced, and $\omega'(t_{k+1}, b_{k+1})$ is the extended occurrence sequence. According to $M(\omega) \xrightarrow{st_\psi}$

$M(\omega')$, t_{k+1} produces the same effect for ω and ω' . As a result, $M(\omega(t_{k+1}, b_{k+1})) \xrightarrow{st_\psi} M(\omega'(t_{k+1}, b_{k+1}))$.

Finally, we prove Definition 22's 3). Let ω' be an arbitrary occurrence sequence of N' . There exists an occurrence sequence ω that is generated by adding some binding elements to ω' that are identified by Algorithm 1. $M(\omega')$ is the marking sequence corresponding to ω' , and $M(\omega)$ is the marking sequence corresponding to ω . Then, we prove that $M(\omega') \xrightarrow{st_\psi} M(\omega)$ by using structural induction on the length of occurrence sequence ω' , denoted by $|\omega'|$.

Base case: Let $|\omega'|=1$. $\downarrow [\psi]M'_0 = \downarrow [\psi]M_0$ holds.

Induction: Assume that it holds when $|\omega'|=k'$. That is, $\omega'=(t_{i1}, b_{i1}), (t_{i2}, b_{i2}), \dots, (t_{ik'}, b_{ik'})$ of N , $\omega=(t_{j1}, b_{j1}), (t_{j2}, b_{j2}), \dots, (t_{jm'}, b_{jm'})$ ($m' \geq k'$), and $M(\omega') \xrightarrow{st_\psi} M(\omega)$. Then we consider whether it holds when $|\omega'|=k'+1$. Suppose the last transition is $t_{k'+1}$, and $\omega'(t_{k'+1}, b_{k'+1})$ is the extended occurrence sequence. Obviously, $t_{k'+1}$ belongs to ω , and $\omega(t_{k'+1}, b_{k'+1})$ is the extended occurrence sequence. $t_{k'+1}$ produces the same effect for ω and ω' . As a result,

$M(\omega'(t_{k'+1}, b_{k'+1})) \xrightarrow{st_\psi} M(\omega(t_{k'+1}, b_{k'+1}))$.

Thus, $N \xrightarrow{st_\psi} N'$ holds based on Definition 22. \square

Theorem 3. Let N be a PDNet, ψ an LTL- χ formula, $Crit$ be extracted from ψ , and N' w.r.t. $Crit$ be a reduced PDNet by Algorithm 1. $N \models \psi \Leftrightarrow N' \models \psi$.

Proof. It is obvious that $N \xrightarrow{st_\psi} N'$ proved by Theorem 2.

Thus, $N \models \psi \Leftrightarrow N' \models \psi$ iff $N \xrightarrow{st_\psi} N'$ according to Theorem 1. Therefore, this corollary holds. \square

Hence, it is concluded that the PDNet slice obtained by our methods is correct based on Theorem 3.