

Massive prompt cusps: A new signature of warm dark matter

M. Sten Delos[★]

Max Planck Institute for Astrophysics, Karl-Schwarzschild-Str. 1, 85748 Garching, Germany

Accepted XXX. Received YYY; in original form ZZZ

ABSTRACT

Every dark matter halo and subhalo is expected to have a prompt $\rho \propto r^{-1.5}$ central density cusp, which is a relic of its condensation out of the smooth mass distribution of the early universe. The sizes of these prompt cusps are linked to the scales of the peaks in the initial density field from which they formed. In warm dark matter (WDM) models, the smoothing scale set by free streaming of the dark matter can result in prompt cusps with masses of order $10^7 M_\odot$. We show that WDM models with particle masses ranging from 2 to 6 keV predict prompt cusps that could detectably alter the observed kinematics of Local Group dwarf galaxies. Thus, prompt cusps present a viable new probe of WDM. A prompt cusp's properties are highly sensitive to when it formed, so prospects can be improved with a better understanding of when the haloes of the Local Group dwarfs originally formed. Tidal stripping can also affect prompt cusps, so constraints on satellite galaxy orbits can further tighten WDM inferences.

Key words: cosmology: theory – dark matter – galaxies: dwarf – galaxies: haloes – Local Group

1 INTRODUCTION

The onset of the formation of dark matter haloes in the early universe was marked by the monolithic collapse of smooth peaks in the density field. This process creates prompt $\rho \propto r^{-1.5}$ density cusps, which persist largely unaltered through the subsequent growth phases of their haloes (Delos & White 2023; White 2022). Consequently, a prompt cusp is expected to reside at the centre of every halo and subhalo. The properties of each prompt cusp are closely connected to those of its precursor density peak (Delos et al. 2019; Delos & White 2023), so prompt cusps carry precise information about the primordial mass distribution (see also Polisensky & Ricotti 2015).

In warm dark matter (WDM) models, the dark matter consists of keV-scale particles that were once in thermal contact with the Standard Model plasma. The thermal streaming motion then smooths the initial density field on greater-than-kiloparsec scales (e.g. Bode et al. 2001). Such smoothing can also arise from nonthermal production mechanisms, where the dark matter is initially relativistic (e.g. Boyarsky et al. 2019; Miller et al. 2019; Baldes et al. 2020), or in other contexts (e.g. Archidiacono et al. 2019; Rogers & Peiris 2021). But the smoothing scale sets the mass scale of the peaks in the initial density field, which in turn determines the masses of the prompt density cusps. For keV-scale WDM, prompt cusps can be of order $10^7 M_\odot$, massive enough to detectably influence the orbits of stars. In this article, we propose the prompt cusps of galactic haloes as a new probe of WDM and similar scenarios.

Figure 1, adapted from Delos & White (2023), illustrates the scale of a WDM prompt cusp.¹ We plot the density and circular velocity profiles for a halo that arose in a 3.5 keV WDM scenario. The halo develops a prompt $\rho \propto r^{-1.5}$ density cusp (dashed line) after its formation at redshift $z \sim 20$ (orange). By $z \sim 4$ (blue), the halo

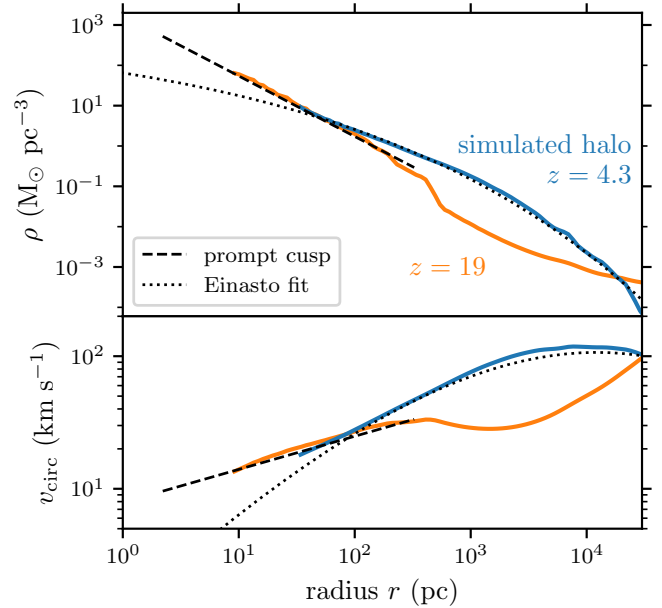


Figure 1. Radial profiles of the density ρ (top) and the circular orbit velocity v_{circ} (bottom) for a halo arising in a 3.5 keV WDM scenario. The solid curves show the outcome of a numerical simulation at two different redshifts. Shortly after collapse (orange), the density profile closely matches the $\rho \propto r^{-1.5}$ prompt cusp that is predicted from the initial conditions (dashed line; not a fit). Later (blue), accretion has built up the density at radii above about 100 pc to the extent that it closely matches the Einasto profile, $d \log \rho / d \log r \propto -r^\alpha$, with $\alpha = 0.17$ (dotted curve). However, the prompt cusp persists down to the simulation's resolution limit, significantly boosting v_{circ} at radii below 100 pc compared to what we would conclude by adopting the Einasto profile. On theoretical grounds, the cusp is expected to extend down to about 2 pc, below which it should flatten into a finite-density core (see footnote 2).

[★] E-mail: sten@mpa-garching.mpg.de

¹ We show the simulated halo W1 of Delos & White (2023), scaled to match a 3.5 keV WDM cosmology as described in that article.

has built up a density profile of the [Einasto \(1965\)](#) form (dotted curve), which is the standard fitting form adopted in simulations of collisionless dark matter (e.g. [Navarro et al. 2004, 2010](#); [Wang et al. 2020](#); [Diemer 2023](#)). Nevertheless, the prompt cusp persists unaltered at the system’s center to the extent that the simulation can resolve it. Relative to the dark matter halo structure that is normally assumed, this prompt cusp significantly boosts the halo’s circular orbit velocity at radii below about 100 pc.

Previous probes of WDM and similar scenarios are based on the suppression of initial density variations at scales below the smoothing scale in the initial conditions. For example, the Lyman α forest (e.g. [Iršič et al. 2017](#); [Garzilli et al. 2021](#)) can constrain WDM by showing that small-scale density variations are present. Other probes, such as strong gravitational lensing (e.g. [Hsueh et al. 2020](#); [Gilman et al. 2020](#)), the abundance of satellite galaxies (e.g. [Newton et al. 2021](#); [Nadler et al. 2021a](#)), and perturbations to stellar streams (e.g. [Banik et al. 2021](#)), constrain WDM by finding the haloes that form from such small-scale density variations. These probes produce lower limits on the WDM particle mass ranging from about 2 keV to about 6 keV, and recent combined analyses yield limits of $m_\chi > 6$ keV ([Enzi et al. 2021](#)) and $m_\chi > 10$ keV ([Nadler et al. 2021b](#)).

Compared to these ideas, prompt $\rho \propto r^{-1.5}$ cusps represent an entirely new probe. This article explores the impact of WDM prompt cusps on the dwarf galaxies of the Local Group. We find that WDM models with masses in the 2 to 6 keV range could alter the kinematics of these galaxies at detectable levels.

2 PROMPT CUSPS IN WDM SCENARIOS

We begin with the matter power spectrum $P_{\text{CDM}}(k)$ for a cold dark matter (CDM) scenario computed using the CLASS code ([Blas et al. 2011](#)) at redshift $z = 36$. Following the prescription of [Hansen et al. \(2002\)](#) (see also [Viel et al. 2005](#)), we apply a transfer function

$$T(k) = [1 + (\lambda_{\text{fs}} k)^{2\nu}]^{-5/\nu}, \quad (1)$$

where $\nu = 1.12$, such that $P_{\text{WDM}}(k) = T^2(k)P_{\text{CDM}}(k)$ is the WDM power spectrum. Here, λ_{fs} is the characteristic scale below which thermal free streaming suppresses density variations in the dark matter and is given by

$$\lambda_{\text{fs}} = 0.070 \left(\frac{m_\chi}{1 \text{ keV}} \right)^{-1.11} \left(\frac{\Omega_\chi h^2}{0.12} \right)^{0.11} \text{ Mpc}, \quad (2)$$

where m_χ is the dark matter particle mass, Ω_χ is the dark matter density today in units of the critical density, and h is the Hubble parameter. We adopt $\Omega_\chi h^2 = 0.12$ ([Planck Collaboration et al. 2020](#)).

We evaluate $P_{\text{WDM}}(k)$ for several values of m_χ and use the procedure of [Delos & White \(2022\)](#) to sample the prompt cusp distribution in each case. This procedure begins by using Gaussian statistics to randomly sample 10^6 density peaks distributed in the amplitude $\delta \equiv \delta\rho/\bar{\rho}$, the curvature $\nabla^2\delta$, and the ellipticity e and prolateness p of the tidal tensor at the peak, as defined in [Sheth et al. \(2001\)](#). We next use the ellipsoidal collapse approximation of [Sheth et al. \(2001\)](#) to evaluate the scale factor a_c of each peak’s collapse, adopting for this purpose the growth function

$$D(a) = {}_2F_1(1/3, 1; 11/6; -\rho_m/\rho_\Lambda) a \quad (3)$$

that is valid in mixed matter-dark energy scenarios. Here, ${}_2F_1$ is the hypergeometric function and $\rho_m/\rho_\Lambda = a^{-3}\Omega_m/\Omega_\Lambda$ is the ratio of matter to dark energy density as a function of a . We fix $\Omega_m = 0.31$ and $\Omega_\Lambda = 0.69$ ([Planck Collaboration et al. 2020](#)). With the collapse time a_c and characteristic size $|\delta/\nabla^2\delta|^{1/2}$ of each peak, we are then

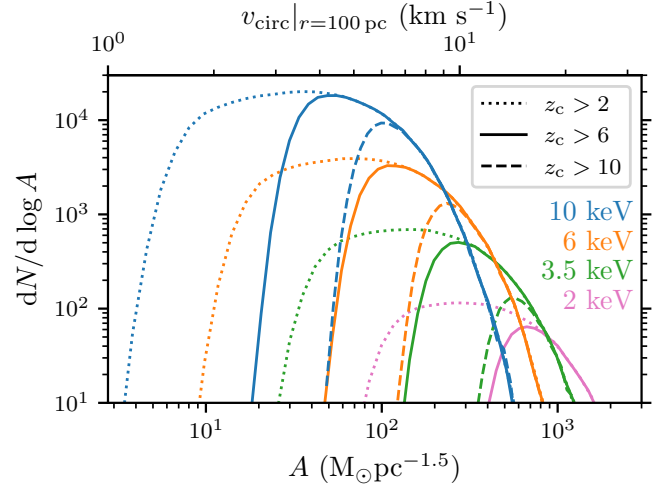


Figure 2. Average number of peaks in the initial density field within a $3 \times 10^{12} M_\odot$ mass of matter, logarithmically distributed according to the density coefficients A of the $\rho = Ar^{-1.5}$ prompt cusps that their collapse would produce. We consider four different WDM particle masses (colours), and we restrict to peaks that collapse by $z = 10$ (dashed curves), $z = 6$ (solid), and $z = 2$ (dotted). Lower WDM particle masses lead to more pronounced prompt cusps (larger A), and earlier collapse also produces denser cusps. The upper axis shows the cusps’ circular orbit velocities $v_{\text{circ}} \propto r^{1/4}$ at the radius $r = 100$ pc.

able to use the peak-cusp connection obtained in the simulations of [Delos & White \(2023\)](#) to characterize the density coefficient A and outer radius R of the resulting prompt $\rho = Ar^{-1.5}$ cusp.² The coefficient A predicted in this way matches [Delos & White \(2023\)](#) simulation results to within about 10 per cent.

For a range of WDM scenarios, Fig. 2 shows the average differential number $dN/d \log A$ of density peaks within a $3 \times 10^{12} M_\odot$ mass of matter, which is approximately the mass of the Local Group ([Benisty et al. 2022](#)). These peaks are distributed in the density coefficients A of the prompt cusps that result from their collapse. Generally, a smaller WDM particle mass m_χ leads to a larger smoothing scale for the initial density field (see Eq. 2) and hence more pronounced prompt cusps. We will focus on galaxies that formed at high redshift, so the peak distributions in Fig. 2 are truncated according to their collapse times: the dotted curves indicate collapse redshift $z_c > 2$, the solid curves indicate $z_c > 6$, and the dashed curves indicate $z_c > 10$. Earlier cusp formation is clearly associated with more pronounced prompt cusps (larger A or v_{circ}).

3 LOCAL GROUP DWARF GALAXIES

We now compare the prompt cusps that arise in WDM scenarios with the observed kinematics of the dwarf galaxies of the Local Group. For each galaxy, Figure 3 shows the circular orbit velocity v_{circ} at the half-light radius r_h . We follow [Wolf et al. \(2010\)](#) in estimating

² There is also an interior radius at which prompt cusps are expected to give way to central cores ([Delos & White 2023](#)). Using the initial thermal velocity distribution given by [Bode et al. \(2001\)](#), we verified that core radii in WDM scenarios are about $1/200$ the cusp radii R , small enough to be negligible in the current context.

$r_h = 4/3R_h$ and $v_{\text{circ}} = \sqrt{3}\sigma_{\text{los}}$, where R_h is the projected half-light radius and σ_{los} is the line-of-sight velocity dispersion. These measured quantities are sourced from [McConnachie \(2012\)](#) (January 2021 version) with further data drawn from [Martin et al. \(2016a,b\)](#); [Mutlu-Pakdil et al. \(2018\)](#); [Minor et al. \(2019\)](#); [Collins et al. \(2020\)](#); [Taibi et al. \(2020\)](#); [Collins et al. \(2021\)](#); [Ji et al. \(2021\)](#). The same figure also shows the ranges of circular orbit velocities

$$v_{\text{circ}} = \sqrt{8\pi GA/3} r^{1/4} \quad (4)$$

associated with the prompt $\rho = Ar^{-1.5}$ cusps arising for the WDM models considered in Section 2 (see Fig. 2). We restrict to $z_c > 6$ because it is likely that the smallest galaxies formed prior to the epoch of reionization (e.g. [Benitez-Llambay & Frenk 2020](#)).³ Since accreted material can build density on top of a halo's prompt cusp (see Fig. 1), dwarf galaxies that lie above the cusp distribution are not concerning. However, galaxies that lie below a WDM model's prompt cusp distribution present challenges to that model. For comparison, we also show (dashed lines) where dwarf galaxies are expected to lie in CDM scenarios ([Errani et al. 2022](#)).

Figure 3 suggests that prompt cusps may threaten WDM masses as high as 6 keV. However, there is a further consideration. The satellite dwarf galaxies have been modified by the tidal forces of their hosts, which can suppress their v_{circ} at larger radii (e.g. [Errani et al. 2022](#)). Figure 4 shows the circular velocity profile of a tidally stripped prompt $\rho = Ar^{-1.5}$ cusp, evaluated using the model of [Stücker et al. \(2022\)](#). In particular, tidal stripping scales v_{circ} at the half-mass radius by a factor of 0.68. In the limit that a galaxy is severely stripped by tidal forces, the dark matter and the stars are expected to have comparable spatial extents, so the half-light radius will lie close to the half-mass radius. Thus, we will assume that in this limit, v_{circ} at the half-light radius r_h is scaled by the same 0.68 factor. Outside of this limit, galaxies are generally smaller than their haloes, so v_{circ} would be suppressed to a more modest degree.

Figure 5 compares the Local Group circular velocities to the WDM predictions for maximally tidally stripped prompt cusps. For each WDM model, we now mark the v_{circ} above which 68 per cent (solid lines) and 95 per cent (dashed lines) of the prompt cusps lie. In the upper panel, we truncate the prompt cusp distribution such that $z_c > 6$, as we did above. The 2 keV WDM scenario is clearly ruled out, and the 3.5 keV scenario is in serious tension with a number of satellite galaxies with $r_h \gtrsim 100$ pc. Even the 6 keV model is threatened by Boötes I and several Andromeda satellites. We remark, however, that these latter galaxies are of intermediate size, so the assumption that they formed before reionization may be less well motivated. Additionally, larger dwarf galaxies tend to be more susceptible to modification of their central cusps by baryonic feedback (e.g. [Read et al. 2019](#); [Freundlich et al. 2020](#); [Li et al. 2023](#)).

In the lower panel of Fig. 5, we show prospects for constraining WDM if the relevant prompt cusp formation times could be determined to be earlier. We now truncate the distribution at $z_c > 10$. For example, perhaps some of the observed galaxies must have formed before a significant fraction of the gas reionized. Under this assumption, the 6 keV WDM model is in much more serious tension with a range of dwarf galaxies, although the 10 keV model remains safe.

³ Within the mass of the Local Group, the 2 keV, 3.5 keV, 6 keV, and 10 keV models yield on average 48, 440, 3300, and 21000 peaks that collapse by $z_c > 6$, respectively (see Fig. 2). There are 65 galaxies shown in Fig. 3. Thus, in the 2 keV case, not all galaxies shown could have formed by $z = 6$, but the lower-mass galaxies most relevant to this study could have. For higher WDM masses, the peak count does not limit the fraction of known galaxies that could have formed by $z = 6$.

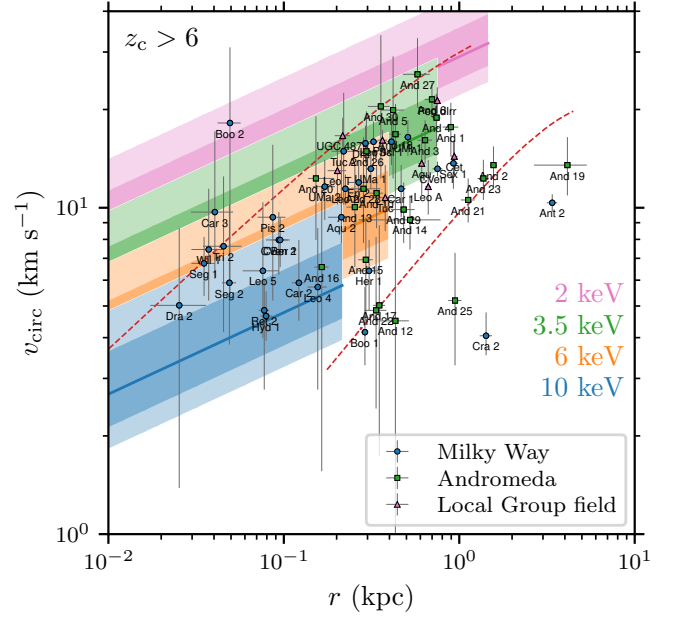


Figure 3. Comparison between Local Group dwarf galaxy kinematics and the prompt cusp kinematics predicted by WDM models. As points, we plot the observationally inferred circular orbit velocity v_{circ} at the half-light radius $r = r_h$ for Milky Way satellites (circles), Andromeda satellites (squares), and dwarf galaxies in the Local Group field (triangles). The bands show the median and the 68 and 95 per cent ranges of v_{circ} for the prompt cusps arising in four representative WDM models (colours). Since the smallest galaxies are likely to have formed before reionization, we consider only cusps that form by $z = 6$. For each WDM model, we plot v_{circ} up to the median cusp radius R . The distributions that are partially occluded can be extrapolated linearly, as $v_{\text{circ}} \propto r^{1/4}$ for a prompt cusp. Generally, with respect to a WDM model's prompt cusp distribution, galaxies with excessively low v_{circ} present a challenge to the model while galaxies with excessively high v_{circ} do not. For comparison, the dashed lines enclose the region where dwarf galaxies are expected to lie in CDM scenarios, per [Errani et al. \(2022\)](#).

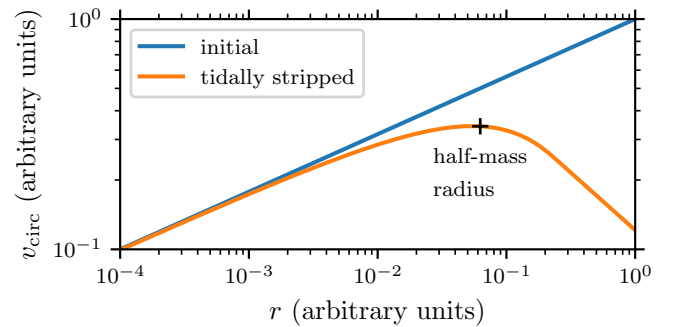


Figure 4. Circular velocity profile of a tidally stripped prompt cusp (orange). At the half-mass radius, v_{circ} is scaled by a factor of about 0.68 compared to the initial prompt cusp (blue).

For some galaxies, we can also search for signs of a prompt cusp within their detailed internal kinematics. Figure 6 shows the density profiles of four classical dwarfs, as inferred by [Hayashi et al. \(2020\)](#). For comparison, we also show the $\rho = Ar^{-1.5}$ prompt cusp above which 68 per cent (solid lines) and 95 per cent (dashed lines) of the prompt cusps lie, with the distribution truncated such that $z_c > 6$

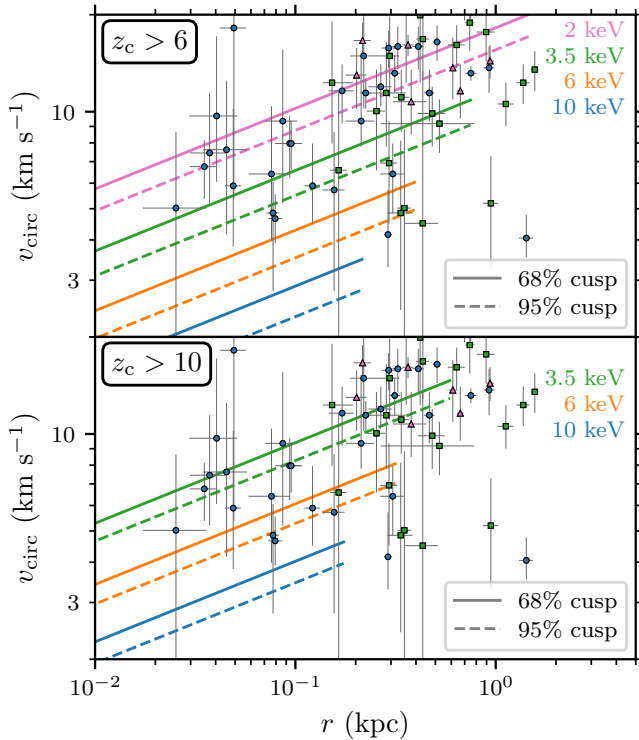


Figure 5. Compatibility of Local Group dwarf galaxy kinematics with the prompt cusps predicted by WDM models. As in Fig. 3, we plot the observationally inferred circular orbit velocity v_{circ} at the half-light radius $r = r_h$ for Local Group dwarf galaxies; symbols have the same meaning in both figures. The lines indicate the v_{circ} above which 95 per cent (solid) or 68 per cent (dashed) of the prompt cusps lie; different colors represent different WDM models, and we assume the cusps are maximally tidally stripped, scaling their v_{circ} by 0.68. In the upper panel, we restrict the prompt cusp distribution to those that form before $z = 6$, based on the likelihood that a low-mass galaxy formed before reionization. This assumption seriously threatens 3.5 keV WDM and places 6 keV WDM in tension with several satellite galaxies with half-light radii $r_h \gtrsim 0.3$ kpc. In the lower panel, we truncate the distributions such that $z_c > 10$ instead. This assumption places 6 keV WDM in much more serious tension with a range of galaxies. We do not consider 2 keV WDM in the lower plot because only about four peaks would be expected to collapse within the Local Group by $z = 10$.

again. Since we are focused on the deep interiors of these haloes, we do not include any tidal stripping. Based on Fig. 6, 2 keV WDM is likely incompatible with the kinematics of the Sextans and Sculptor dwarfs, while 3.5 keV WDM is only in mild tension. As we discussed above, one complicating factor is that larger dwarfs such as these are more susceptible to cusp modification through baryonic feedback. However, this effect is likely small here: the galaxies we selected have had minimal star formation activity in the last 10 Gyr (Lee et al. 2009; Weisz et al. 2014).

We also mark the half-light radius r_h of each of the dwarf galaxies in Fig. 6 with an arrow. Evidently, the deep interiors of these objects can be far more constraining than the kinematics at r_h alone. This outcome suggests that limits on WDM could be significantly improved by considering the internal kinematics of more galaxies, particularly those that already drive the most serious tensions in Fig. 5.

4 OUTLOOK

The prompt $\rho \propto r^{-1.5}$ density cusps expected to lie at the centre of every halo and subhalo present a new test of WDM. They arise from smooth peaks in the initial density field and are more pronounced in models where the dark matter’s streaming motion smooths the density field on larger scales. We showed that WDM models with masses in the 2 to 6 keV range (and lower) may be in tension with the observed kinematics of Local Group dwarf galaxies because no sign is present of the prompt cusps that should arise in these models.

We employed two main approaches. First, we checked whether the prompt cusps of WDM models are compatible with the overall velocity dispersion of each known dwarf. Second, we explored the compatibility of WDM prompt cusps with the deep internal kinematics of several classical dwarfs for which these kinematics have been resolved. While the former approach was more constraining on WDM models, the value of the latter approach could improve significantly with access to the internal kinematics of lower-mass galaxies.

The density of a prompt cusp is highly sensitive to its formation time, which is the time that it condensed out of the smooth initial mass distribution. Earlier-forming prompt cusps are denser and hence produce stronger observational signatures. Another major avenue toward refining prompt cusp-based limits on WDM models is to clarify the ages of the prompt cusps that lie at the centres of Local Group dwarfs. We employed assumptions connected to the notion that the smallest galaxies are likely to have formed before the epoch of reionization, but other approaches are also possible. One approach could be to explore, in models (e.g. Delos et al. 2019) or numerical simulations, which initial density peaks tend to be associated with prompt cusps whose haloes match the known properties of Local Group dwarfs. Another possibility is to employ constraints from galactic archaeology on the ages of these galaxies.

Also, in our comparison with the Local Group dwarf galaxy population, we conservatively assumed that tidal stripping has modified the structures of their prompt cusps to a maximal degree. This assumption is likely not valid for many of the galaxies, though. Constraints on WDM can be further tightened by accounting for a level of tidal stripping that is consistent with the observationally inferred orbits of Local Group satellite galaxies.

Beyond galactic kinematics, prompt cusps should also produce signatures in other probes of dark matter structure. In WDM models, prompt cusps could affect strong gravitational lensing and perturbations to stellar streams. These probes have already been employed to constrain WDM through its suppression of the abundance of low-mass haloes. Particularly in the context of strong lensing, WDM’s impact on the internal structures of haloes has also been accounted for, but this accounting was based on simulations that did not resolve the central prompt cusps (Bose et al. 2016). Accounting for these, as we do here, could strengthen the constraints on WDM models.

ACKNOWLEDGEMENTS

The author thanks Simon White for helpful discussions and comments on the manuscript, Raphaël Errani for supplying a copy of the Local Group dwarf galaxy data used in Figs. 3 and 5, and Eiichiro Komatsu and Fabian Schmidt for comments on the manuscript.

DATA AVAILABILITY

No new data were generated or analysed in support of this research.

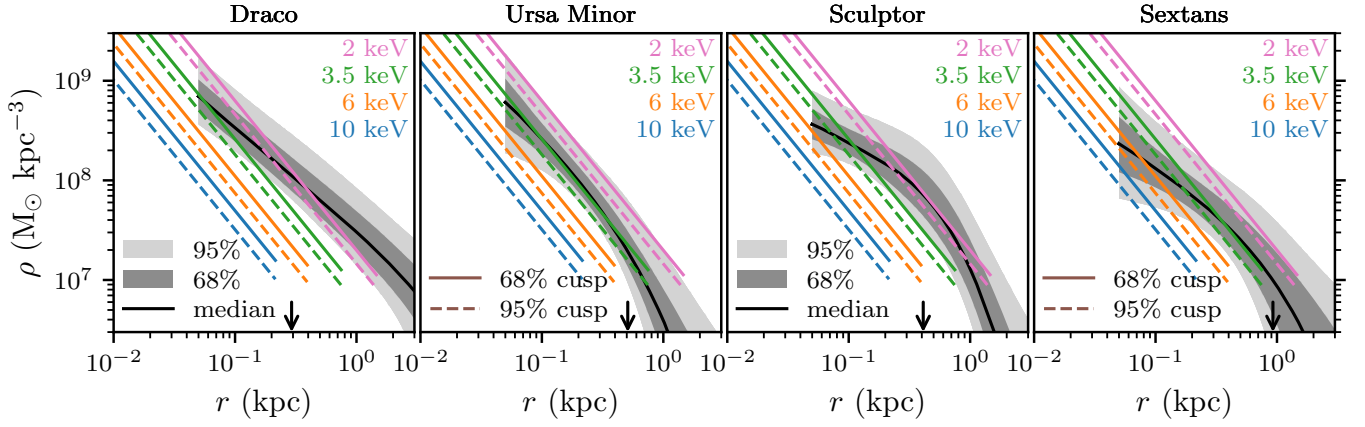


Figure 6. Compatibility of the resolved kinematics of several classical dwarfs (different panels) with the prompt cusps predicted by WDM models. We plot the density profiles inferred by Hayashi et al. (2020) in black (for the median) and different levels of gray (for the 68 per cent and 95 per cent confidence intervals). For each of four WDM models (colours), we plot the $\rho = Ar^{-1.5}$ prompt cusps that are less dense than 68 per cent (solid lines) and 95 per cent (dashed lines) of the cusp distribution, where this distribution is truncated such that $z_c > 6$. 2 keV WDM is likely incompatible with these galaxies' internal kinematics, while 3.5 keV WDM is in mild tension. To connect this picture with Fig. 5, we mark the half-light radius r_h with an arrow.

REFERENCES

- Archidiacono M., Hooper D. C., Murgia R., Bohr S., Lesgourgues J., Viel M., 2019, *J. Cosmology Astropart. Phys.*, **2019**, 055
- Baldes I., Decant Q., Hooper D. C., Lopez-Honorez L., 2020, *J. Cosmology Astropart. Phys.*, **2020**, 045
- Banik N., Bovy J., Bertone G., Erkal D., de Boer T. J. L., 2021, *MNRAS*, **502**, 2364
- Benisty D., Vasiliev E., Evans N. W., Davis A.-C., Hartl O. V., Strigari L. E., 2022, *ApJ*, **928**, L5
- Benitez-Llambay A., Frenk C., 2020, *MNRAS*, **498**, 4887
- Blas D., Lesgourgues J., Tram T., 2011, *J. Cosmology Astropart. Phys.*, **2011**, 034
- Bode P., Ostriker J. P., Turok N., 2001, *ApJ*, **556**, 93
- Bose S., Hellwing W. A., Frenk C. S., Jenkins A., Lovell M. R., Helly J. C., Li B., 2016, *MNRAS*, **455**, 318
- Boyardsky A., Drewes M., Lasserre T., Mertens S., Ruchayskiy O., 2019, *Progress in Particle and Nuclear Physics*, **104**, 1
- Collins M. L. M., Tollerud E. J., Rich R. M., Ibata R. A., Martin N. F., Chapman S. C., Gilbert K. M., Preston J., 2020, *MNRAS*, **491**, 3496
- Collins M. L. M., et al., 2021, *MNRAS*, **505**, 5686
- Delos M. S., White S. D. M., 2022, arXiv e-prints, p. arXiv:2209.11237
- Delos M. S., White S. D. M., 2023, *MNRAS*, **518**, 3509
- Delos M. S., Bruff M., Erickcek A. L., 2019, *Phys. Rev. D*, **100**, 023523
- Diemer B., 2023, *MNRAS*, **519**, 3292
- Einasto J., 1965, Trudy Astrofizicheskogo Instituta Alma-Ata, **5**, 87
- Enzi W., et al., 2021, *MNRAS*, **506**, 5848
- Errani R., Navarro J. F., Ibata R., Peñarrubia J., 2022, *MNRAS*, **511**, 6001
- Freundlich J., Dekel A., Jiang F., Ishai G., Cornuault N., Lapiner S., Dutton A. A., Macciò A. V., 2020, *MNRAS*, **491**, 4523
- Garzilli A., Magalich A., Ruchayskiy O., Boyarsky A., 2021, *MNRAS*, **502**, 2356
- Gilman D., Birrer S., Nierenberg A., Treu T., Du X., Benson A., 2020, *MNRAS*, **491**, 6077
- Hansen S. H., Lesgourgues J., Pastor S., Silk J., 2002, *MNRAS*, **333**, 544
- Hayashi K., Chiba M., Ishiyama T., 2020, *ApJ*, **904**, 45
- Hsueh J. W., Enzi W., Vegetti S., Auger M. W., Fassnacht C. D., Despali G., Koopmans L. V. E., McKean J. P., 2020, *MNRAS*, **492**, 3047
- Iršič V., et al., 2017, *Phys. Rev. D*, **96**, 023522
- Ji A. P., et al., 2021, *ApJ*, **921**, 32
- Lee M. G., Yuk I.-S., Park H. S., Harris J., Zaritsky D., 2009, *ApJ*, **703**, 692
- Li Z., Dekel A., Mandelker N., Freundlich J., François T. L., 2023, *MNRAS*, **518**, 5356
- Martin N. F., et al., 2016a, *MNRAS*, **458**, L59
- Martin N. F., et al., 2016b, *ApJ*, **818**, 40
- McConnachie A. W., 2012, *AJ*, **144**, 4
- Miller C., Erickcek A. L., Murgia R., 2019, *Phys. Rev. D*, **100**, 123520
- Minor Q. E., Pace A. B., Marshall J. L., Strigari L. E., 2019, *MNRAS*, **487**, 2961
- Mutlu-Pakdil B., et al., 2018, *ApJ*, **863**, 25
- Nadler E. O., et al., 2021a, *Phys. Rev. Lett.*, **126**, 091101
- Nadler E. O., Birrer S., Gilman D., Wechsler R. H., Du X., Benson A., Nierenberg A. M., Treu T., 2021b, *ApJ*, **917**, 7
- Navarro J. F., et al., 2004, *MNRAS*, **349**, 1039
- Navarro J. F., et al., 2010, *MNRAS*, **402**, 21
- Newton O., et al., 2021, *J. Cosmology Astropart. Phys.*, **2021**, 062
- Planck Collaboration et al., 2020, *A&A*, **641**, A6
- Polisenky E., Ricotti M., 2015, *MNRAS*, **450**, 2172
- Read J. I., Walker M. G., Steger P., 2019, *MNRAS*, **484**, 1401
- Rogers K. K., Peiris H. V., 2021, *Phys. Rev. D*, **103**, 043526
- Sheth R. K., Mo H. J., Tormen G., 2001, *MNRAS*, **323**, 1
- Stücker J., Ogiya G., Angulo R. E., Aguirre-Santaella A., Sánchez-Conde M. A., 2022, arXiv e-prints, p. arXiv:2207.00604
- Taibi S., Battaglia G., Rejkuba M., Leaman R., Kacharov N., Iorio G., Jablonka P., Zoccali M., 2020, *A&A*, **635**, A152
- Viel M., Lesgourgues J., Haehnelt M. G., Matarrese S., Riotto A., 2005, *Phys. Rev. D*, **71**, 063534
- Wang J., Bose S., Frenk C. S., Gao L., Jenkins A., Springel V., White S. D. M., 2020, *Nature*, **585**, 39
- Weisz D. R., Dolphin A. E., Skillman E. D., Holtzman J., Gilbert K. M., Dalcanton J. J., Williams B. F., 2014, *ApJ*, **789**, 147
- White S. D. M., 2022, *MNRAS*, **517**, L46
- Wolf J., Martinez G. D., Bullock J. S., Kaplinghat M., Geha M., Muñoz R. R., Simon J. D., Avedo F. F., 2010, *MNRAS*, **406**, 1220