

Ergodicity-to-localization transition on random regular graphs with large connectivity and in many-body quantum dots

Jan-Niklas Herre,¹ Jonas F. Karcher,^{2,3,1} Konstantin S. Tikhonov,⁴ and Alexander D. Mirlin^{3,1}

¹*Institut für Theorie der Kondensierten Materie,
Karlsruhe Institute of Technology, 76128 Karlsruhe, Germany*

²*Pennsylvania State University, Department of Physics, University Park, Pennsylvania 16802, USA*

³*Institute for Quantum Materials and Technologies,*

Karlsruhe Institute of Technology, 76021 Karlsruhe, Germany

⁴*Capital Fund Management, 23 rue de l'Université, 75007 Paris, France*

(Dated: February 14, 2023)

Anderson localization on random regular graphs (RRG) serves as a toy-model of many-body localization (MBL). We explore the transition from ergodicity to localization on RRG with large connectivity m . In the analytical part, we focus on the inverse participation ratio of eigenstates and identify several regimes on the ergodic side of the transition—self-consistent golden rule, golden rule, precritical, and critical—that the system consecutively goes through when the disorder increases towards the point W_c of the localization transition. We also perform exact-diagonalization numerics as well as a population-dynamics analysis that combines analytical and numerical techniques. Results of all the approaches are in excellent mutual agreement. We further explore the evolution from ergodicity to localization in two models of Fock-space MBL: fermionic and spin quantum dots. Large-connectivity RRG models serve as an approximation for this class of many-body problems; one of our central goals is to better understand the status of this approximation. Our numerical simulations support the conjecture that, in the limit of a large system, there is a sharp ergodicity-to-localization transition in the quantum-dot models. Furthermore, our results are consistent with the RRG-like scaling of the critical disorder, $W_c \sim m \ln m$. While in the golden-rule range the behavior of quantum-dot models is in agreement with analytical predictions based on RRG model, substantial deviations occur in the pre-critical regime. Our results indicate that the pre-critical and critical behavior (as well as the numerical coefficient in the formula for W_c) in the quantum-dot models may be different from what one would expect from the RRG-like approximation.

I. INTRODUCTION

A. Anderson localization and many-body localization

Anderson localization [1] is one of the most fundamental phenomena in condensed matter physics. Anderson transitions between localized and delocalized phases (and between topologically distinct localized phases) exhibit a rich fascinating physics that depends on symmetry class and spatial dimensionality of the system and of the underlying topology [2]. While Anderson localization in its conventional setting refers to a single-particle problem, recent years have witnessed a great interest to the problem of many-body localization (MBL) in highly excited states (i.e., those with a finite energy density) of interacting disordered systems [3, 4]. The reader is referred to Refs. [5–9] for reviews of various facets of MBL.

A conceptual importance of MBL may be additionally emphasized by noticing that the MBL implies a breakdown of a basic postulate of the statistical mechanics: the ergodicity. One way to probe this is to study properties of eigenstates and eigenvalues of the many-body Hamiltonian. On the ergodic side of the MBL transition, many-body states strongly hybridize within an energy shell including a very large number of levels (increasing with increasing system size). This manifests itself in the Wigner-Dyson statistics of energy levels and in the scal-

ing of the inverse participation ratio (IPR) describing an efficient spreading of eigenstates over basis states within the energy shell. On the other hand, in the MBL phase, even adjacent-in-energy states typically do not hybridize, which implies the Poisson energy-level statistics and is obviously also reflected in the behavior of the IPR. In this general form, a notion of the ergodicity-to-MBL transition applies also to models without a real-space structure, like quantum dot models considered in the present work.

A controllable analytical solution of the MBL problem has turned out to be an extremely challenging task. Original approaches to the MBL transition in Refs. [3, 4] (as well as in a related later work [10]) were based on the analysis of the perturbative series. Later, it was demonstrated [11] that Hartree-Fock matrix elements (disregarded in Refs. [3, 4]) lead to spectral diffusion and, as a result, parametrically enhance delocalization and shift the transition point as given by the perturbative treatment. Furthermore, recent works have shown that exponentially rare regions of anomalously strong or weak disorder may essentially affect the scaling of the MBL transition and the corresponding critical behavior in the limit of a large system [12, 13]. These ideas served as a basis for several phenomenological renormalization-group schemes [14, 15] that were conjectured to describe scaling properties around the MBL transition.

B. Anderson localization on random regular graphs

Since a complete analysis of genuine MBL models turns out to be so difficult, simplified models amenable to a controllable analytical study are of great use. In this context, the problem of Anderson localization on random regular graphs (RRG) has emerged as a toy-model for the MBL problem. An RRG is a graph of finite size that has locally a tree-like structure with a fixed coordination number (to be denoted $m + 1$) for all vertices. An RRG is thus locally similar to Bethe lattice. However, an RRG has a finite size (at variance with an infinite Bethe lattice) and is also crucially different from a finite portion of Bethe lattice: it does not have a boundary but instead possesses large-scale loops. The structure of an RRG approximately mimics that of the Hamiltonian of an interacting systems in the associated many-body Hilbert space. Specifically, vertices correspond to eigenstates of the non-interacting part of the Hamiltonian, while the links correspond to matrix elements of the interaction. An idea to think about a many-body problem in terms of a tree (Bethe lattice) in Fock space was put forward in Ref. [16] in the context of a decay of a hot quasiparticle in a zero-temperature quantum dot. It was subsequently understood that this connection is much more general and that the appropriate graphs are not strictly trees but rather have the RRG structure. (The importance of this distinction was demonstrated in Refs. [17, 18].)

The Anderson localization on RRG (including some variations of this model) was addressed in a considerable number of recent works [19–35], see also earlier papers [36–38] on a closely related sparse random matrix model. We refer the reader to Ref. [9] for a recent review of the RRG model and its relations to the MBL. These works have yielded a rather detailed understanding of various key properties of the RRG model. These include, in particular, the thermodynamic-limit value of the critical disorder W_c , values of critical exponents, and many observables characterizing statistics of eigenstates and of energy levels. On a qualitative level, the most important features of the localization transition on RRG are as follows. First, the critical point has a localized character. Second, the delocalized phase is ergodic. Third, the “correlation volume” in the Hilbert space (beyond which the ergodicity is reached) grows exponentially when the transition point is approached from the delocalized side. Fourth, there are strong finite-size effects that induce a drift of the apparent transition point towards stronger disorder with increasing system size as well as a non-monotonic flow of various observables on the delocalized side. Analytical and numerical studies of the MBL transitions in genuine many-body problems indicate that they share similar properties, although analytical results for the MBL problem are much less rigorous than for RRG.

C. From many-body models to RRG with large connectivity

The link to Anderson localization on RRG can be made particularly implicit in the case of MBL models with long-range interaction decaying as $1/r^\alpha$ with distance r . An important class of such models include models with random $1/r^\alpha$ interaction of spins (or pseudospins representing two-level systems of a certain origin), with $d \leq \alpha \leq 2d$, where d is the spatial dimensionality [39–43]. The MBL transition in such a model was studied (with a focus on the statistics of energy levels and eigenstates) in Ref. [43], where it was found that this MBL transition can be approximately mapped to Anderson transition on RRG with a large coordination number (increasing as a power of the system size L). A relation to the RRG with a large coordination number emerges also for “most-long-range” models characterized by $\alpha = 0$; we will term them “quantum dots”. For example, if we consider a fermionic quantum dot with n single-particle states (and, e.g., half-filling), each basis state in the Fock-space will be coupled by two-body interaction to $\sim n^4$ other basis many-body states. This indicates a relation to an RRG model with a coordination number $m \sim n^4$ (see below for a more detailed discussion of the status of this relation and open questions). It is worth emphasizing that the critical disorder W_c is a non-trivial function of system size L in models with long-range interaction: it increases with L according to a power law, with an additional logarithmic factor. (For quantum-dot models, the role of L is played by the number of orbitals n .) Thus, to study the MBL transition, one should investigate observables as functions of $W/W_c(L)$. This situation was termed a “non-standard thermodynamic limit” in Ref. [44].

The relation to the MBL problems serves as one of important motivations for investigation—both analytical and numerical—of the RRG model with coordination number $m \gg 1$ in this paper (Sec. II). On the analytical side, many properties of this model have been, of course, known. This includes, in particular, the large- m asymptotics of W_c as well as the critical index of the correlation length (which is m -independent). At the same time, the condition $m \gg 1$ leads to emergence of several well-defined parametric regimes: the system consecutively goes through them when the disorder W increases. We derive analytical results for the IPR P_2 in all these regimes. Furthermore, we perform exact-diagonalization numerical simulations on systems with m up to 200 and find an excellent agreement with analytical predictions. In addition, we study the problem by a method that combines analytical and numerical approaches. Specifically, we solve numerically (by population dynamics) a self-consistency equation that is derived analytically—and find a perfect agreement with purely analytical results and with exact-diagonalization numerics.

D. Fock-space MBL transition in quantum dots

Armed with the results for large-connectivity RRG obtained in Sec. II, we then turn in Sections III and IV to quantum-dot models. We consider two models, fermionic and spin quantum dot, performing a particularly detailed analysis of the latter model.

The localization physics in a model of fermionic quantum dot model was studied analytically in Refs. [11, 16, 45–49] and numerically in Refs. [45, 50–56]. Recently, an analogous Majorana quantum-dot model (which is expected to have essentially the same properties) was considered in Refs. [57–60]. Related questions were earlier addressed in computer simulations of a similar model in the context of nuclear physics [61, 62].

Let us briefly review, following Ref. [11], the current analytical understanding of the Fock-space MBL transition in a fermionic quantum dot. We restrict ourselves here to a qualitative discussion, relegating a more formal definition of the Hamiltonian to Sec. III. The model involves n single-particle fermionic orbitals ($j = 1, \dots, n$), all coupled by a random two-body interaction, with characteristic magnitude V of the interaction matrix elements V_{ijkl} . In addition, single-particle states j have random energies ε_j with a distribution of width W . Setting $V = 1$, we are left with two parameters, n and W . Eigenstates of the non-interacting part of the Hamiltonian serve as a basis in the Fock space. If one thinks about them as vertices and associates links connecting them with interaction matrix elements, one gets a graph. For the case of half-filling, each vertex is connected to $m \approx n^4/64$ vertices, whose energies are distributed in the interval of width $\sim W$. We thus get a structure reminding an RRG with a coordination number $m \sim n^4$ (we discard numerical coefficients here) and disorder W . The critical disorder W_c^{RRG} of this RRG model scales as $m \ln m$. However, such an approximation by an RRG discards important correlations in the quantum-dot model. Indeed, consider, starting from a given basis state, two second-order processes: in one of them we first move two particles $i, j \mapsto k, l$ and then another pair $i', j' \mapsto k', l'$, while in the second one we do the same in the opposite order. Clearly, we get the same final state, which is at variance with a loopless structure of RRG at short distances. Furthermore, the amplitudes of these two processes are correlated since they involve the same matrix elements. These correlations tend to enhance localization. So, the RRG critical disorder serves as an upper boundary for the transition point W_c in the quantum-dot model:

$$W_c \leq W_c^{\text{RRG}}, \quad W_c^{\text{RRG}} \sim n^4 \ln n. \quad (1)$$

At first sight, correlations can modify even the leading, power-law factor n^4 (i.e., can lower the exponent 4) in the scaling of W_c . It turns out, however [11], that interaction-induced shifts of single-particle energies (known as spectral diffusion) efficiently counteract these correlations, thus enhancing the many-body delocalization and making the quantum-dot model much closer to the RRG ap-

proximation. Specifically, it was shown in Ref. [11] that the critical disorder W_c for the quantum-dot model satisfies

$$W_c \sim n^4 \ln^\mu n, \quad (2)$$

with $-\frac{3}{4} \leq \mu \leq 1$, i.e., differs from W_c^{RRG} at most by a power of the subleading logarithmic factor.

Another related model—that of a spin quantum dot—was introduced in Ref. [11]. It involves n spins subjected to a random Zeeman field along z axis, with a distribution of a width $\sim W$. The interacting part of the Hamiltonian (see Sec. III for a precise definition) includes all pairwise interactions between spin components, with random amplitudes $\sim V$. Setting $V = 1$, we are again left with two parameters, n and W . The relation to an RRG model is obtained in essentially the same way as for a fermionic dot, with the main difference that the coordination number m now scales as $m \approx n^2/2$. This yields [11], in analogy with Eqs. (1) and (2),

$$W_c \leq W_c^{\text{RRG}}, \quad W_c^{\text{RRG}} \sim n^2 \ln n, \quad (3)$$

and

$$W_c \sim n^2 \ln^\mu n, \quad \mu \leq 1. \quad (4)$$

One of central goals of this paper is to verify the analytical predictions and to complement them by performing exact-diagonalization numerics for quantum-dot models. The numerical analysis is especially important since the analytical treatment does not yield precise results for W_c and for critical behavior. One of important questions is whether the evolution from ergodicity to Fock-space localization in quantum-dot models can be described as a sharp MBL transition in the thermodynamic limit. This question can be formalized in the following way. Let $\Delta W(n)$ be a window for the ergodicity-to-localization crossover in a quantum dot of size n . If the ratio $\Delta W(n)/W_c(n)$ tends to zero at $n \rightarrow \infty$, one can speak about a sharp MBL transition, with unambiguously defined asymptotics of the critical point $W_c(n)$.

E. Structure of the paper

We briefly summarize the structure and the content of the rest of the paper. In Sec. II, we explore the RRG model with large connectivity m by using three approaches: (i) purely analytical, (ii) first-principle numerics (exact diagonalization), and (iii) numerical solution (by means of population dynamics) of analytically derived self-consistency equation. Excellent agreement between all three approaches is found. In Sec. III, we study the fermionic and spin quantum dots by exact diagonalization. Our results support analytical predictions for W_c and provide evidence of a sharp MBL transition in the thermodynamic limit. Finally, in Sec. IV, we extend analytical results of Sec. II to derive an RRG-like

approximation for the spin quantum dot model. We then compare the exact-diagonalization numerics from Sec. III to this approximation. Our findings in Sec. IV confirm the validity of the RRG approximation in a large part of the ergodic phase (golden-rule regime) but also demonstrate substantial deviations for stronger disorder, when W approaches W_c . Section V contains a summary of our results as well as a discussion of their implications and of perspectives for future research.

II. RANDOM REGULAR GRAPHS WITH LARGE CONNECTIVITY

A. Model and regimes

We consider a tight-binding model for a particle hopping over an RRG with $N \gg 1$ sites, coordination number $m + 1 \gg 1$, and a potential disorder,

$$\hat{H} = V \sum_{\langle i,j \rangle} (\hat{c}_i^\dagger \hat{c}_j + \hat{c}_j^\dagger \hat{c}_i) + \sum_{i=1} \varepsilon_i \hat{c}_i^\dagger \hat{c}_i, \quad (5)$$

where V is the hopping and the summation in the first term goes over pairs of nearest-neighbor sites. The random potentials ε_i are independent random variables sampled from a distribution $\gamma(\varepsilon)$. In Sec. II we will mainly focus on the case of a box distribution $\gamma(\varepsilon)$ (i.e., a uniform distribution on $[-W/2, W/2]$) but the analysis is straightforwardly extended to a generic distribution (as will be done later in Sec. IV where we will use the RRG model for an approximate treatment of a quantum-dot model). Further, we will focus on zero energy, $E = 0$ (i.e., the middle of the band).

Before embarking in more accurate and technical analytical calculations, it is useful to perform estimates that permit to understand what regimes are expected and what are corresponding disorder ranges. For this purpose, let us consider states with energies ε_i localized on individual sites i as a starting point and analyze how they are mixed (and thus broadened in energy) by hopping. Each site is coupled to m sites with energies distributed in the range W , implying a level spacing W/m of directly coupled states. The self-consistent Golden-rule formula for the broadening Γ reads

$$\Gamma \sim \frac{mV^2}{\max\{W, \Gamma\}}. \quad (6)$$

From this, we infer the following regimes:

- Random-matrix theory (RMT) regime,

$$W/V \ll m^{1/2}. \quad (7)$$

In this regime, the broadening is $\Gamma \sim m^{1/2}V$ and satisfies $\Gamma \gg W$, which implies that all states are mixed. We thus expect the IPR to be $P_2 \simeq 3/N$ as in the Gaussian ensemble of RMT, which explains the name that we give to this regime.

- Golden-rule regime,

$$m^{1/2} \ll W/V \ll m. \quad (8)$$

The broadening in this regime is given by the conventional Golden-rule formula, $\Gamma \sim mV^2/W$, and is smaller than the total disorder-induced band width, $\Gamma \ll W$. Thus, only states within the energy window Γ get strongly mixed, implying $NP_2 \sim W/\Gamma \sim W^2/mV^2$.

- Pre-critical and critical regimes,

$$m \ll W/V < W_c/V, \quad (9)$$

where $W_c/V \sim m \ln m$.

Once W increases above the upper border mV of the Golden-rule regime, the broadening Γ as calculated by the Golden-rule formula becomes smaller than the spacing W/m of states coupled by hopping to a given one. This indicates that the Golden-rule calculation is not valid any more and suggests that the system approaches the localization transition. However, the transition point W_c is larger by a factor $\sim \ln m \gg 1$ than mV , which implies that the regime $mV < W < W_c$ is parametrically broad for large m . At the same time, one can expect that the actual critical regime, with the power-law divergence of the correlation length, takes place sufficiently close to the critical point, $(W_c - W)/W_c \ll 1$. It follows that there should be an intermediate regime (that we call pre-critical) between the Golden-rule and critical regimes.

Note that, when one speaks about the critical regime, one should distinguish two situations, depending on the relation between the system size N and the correlation volume N_ξ [28, 29]. The correlation volume increases when W approaches the transition point, diverging in the limit $W \rightarrow W_c$. If N is larger than N_ξ , we have an ergodic regime of “critical metal”, with IPR P_2 proportional to $1/N$. On the other hand, if N is smaller than N_ξ , the system is essentially at the critical point and, in particular, $P_2 \sim 1$.

- Localized regime,

$$W > W_c, \quad (10)$$

for which $P_2 \approx 1$.

In Sec. IIB we carry out a detailed analysis that fully confirms these estimates and provides accurate results for P_2 in all the regimes.

B. Analytical treatment

1. Generalities

The general analytical approach to statistics of eigenfunctions on RRG is presented in detail in Ref. [28] (see

also a subsequent work [29] and a review [9]). Using a supersymmetric field-theory formalism for the partition function of the problem, one derives a saddle-point equation (justified for a large system size N), which is a non-linear integral equation for a function $g(\Psi)$ of a supervector Ψ [Eq. (24) of Ref. [28]]. For symmetry reasons, the solution $g(\Psi)$ depends on two scalar variables. This equation turns out to be identical to the self-consistency derived for a model of an infinite Bethe lattice [63], which establishes a relation between the two problems. Upon Fourier-Laplace transformation, the equation takes a form of a self-consistency equation for distribution of local Green functions G [63, 64].

A compact form of the saddle-point (self-consistency) equation is

$$G^{(m)} \stackrel{d}{=} \frac{1}{E + i\eta - \varepsilon - V^2 \sum_{i=1}^m G_i^{(m)}}, \quad (11)$$

where η is infinitesimal positive and the symbol $\stackrel{d}{=}$ denotes the equality in distribution for random variables. Here $G^{(m)}$ is the (retarded) Green function with equal spatial arguments, $G^{(m)} = G_R(0, 0; E) = \langle 0 | (E - \mathcal{H} + i\eta)^{-1} | 0 \rangle$, defined on a modified lattice, with the site 0 having only m neighbors. On the right-hand-side of Eq. (11), $G_i^{(m)}$ represent independent copies of the random variable $G^{(m)}$, while ε is a random variable with distribution $\gamma(\varepsilon)$. Clearly, Eq. (11) can be equivalently written as a non-linear integral equation for the distribution of $G^{(m)}$. Equation (11) contains all the information about the position of the localization transition and the critical volume N_ξ . Furthermore, with a solution of this equation at hand, one can determine the distribution of the Green function $G^{(m+1)}$ on an original lattice (where all sites have $m+1$ neighbors), which is given by

$$G^{(m+1)} \stackrel{d}{=} \frac{1}{E + i\eta - \varepsilon - V^2 \sum_{i=1}^{m+1} G_i^{(m)}}. \quad (12)$$

From this distribution, one can in particular calculate the IPR P_2 in the RRG model. The distributions of $G^{(m)}$ and $G^{(m+1)}$ are very similar. Furthermore, since we are interested in the behavior of the model at large m in this paper, the difference between $G^{(m)}$ and $G^{(m+1)}$ is negligible.

2. RMT and golden rule regimes

We begin the analysis of the behavior of average IPR of eigenstates from the regime of relatively weak disorder, $W/V \ll m$ (that can be termed “good metal”). The corresponding calculation is closely related to that in Ref. [46] where fluctuations of the local density of states at a Bethe lattice with large connectivity were considered. In the regime under consideration, the solution $g(\Psi)$ of the supersymmetric self-consistency equation is Gaussian (up to small corrections) [46], which leads to

a major simplification of the self-consistency equation. The result can be obtained by averaging Eq. (11) over disorder realizations and assuming that summation over m terms in the denominator justifies a replacement of $G^{(m)}$ by its average. Defining $g_0 = (i/2)V^2 \langle G^{(m)} \rangle$, we reduce this equation to the form

$$g_0 = \frac{V^2}{4} \int d\varepsilon \gamma(\varepsilon) \frac{1}{mg_0 - \frac{i}{2}(E - \varepsilon)}, \quad (13)$$

which is Eq. (16) of Ref. [46]. It is easy to see that Eq. (13) is nothing but the self-consistent Born approximation. We are interested in the solution with $\text{Re } g_0 > 0$ and discard the infinitesimal η (as it is negligible in comparison with $\text{Re } g_0$). Choosing the energy in the band center, $E = 0$, as well as a box distribution $\gamma(\varepsilon)$,

$$\gamma(\varepsilon) = \frac{1}{W} \Theta \left(\frac{W}{2} - |\varepsilon| \right), \quad (14)$$

and also setting the hopping to be $V = 1$, we get

$$g_0 = \frac{1}{4W} \int_{-W/2}^{W/2} d\varepsilon \frac{1}{mg_0 + \frac{i}{2}\varepsilon}. \quad (15)$$

The integral is straightforwardly calculated, and the equation takes the form

$$g_0 = \frac{1}{W} \arctan \frac{W}{4mg_0}. \quad (16)$$

Let us consider two limiting cases—of small and large arguments of the arctangent—which correspond to two distinct regimes:

- (i) $mg_0 \gg W$, in which case the self-consistency—i.e., the term proportional to g_0 in the denominator of Eq. (13)—is crucial. The equation takes the form $g_0 \simeq 1/4mg_0$, yielding the solution

$$g_0 \simeq \frac{1}{2\sqrt{m}}. \quad (17)$$

This is applicable in the disorder range

$$W \ll m^{1/2}, \quad (18)$$

which is exactly the RMT regime identified above [Eq. (7)]. As discussed below in more detail, properties of the system in this regime are largely equivalent to those of a Gaussian ensemble of RMT. In particular, the density of states $\rho(E)$ has a semicircular form and the IPR is given by $P_2 \simeq 3/N$.

- (ii) $mg_0 \ll W$. In this case (when g_0 in the denominator of Eq. (13) can be neglected), the solution reads

$$g_0 \simeq \frac{\pi}{2W}. \quad (19)$$

This is the Golden-rule regime, which is realized in the disorder range

$$m^{1/2} \ll W \ll m, \quad (20)$$

in agreement with Eq. (8).

With a solution for g_0 at hand, we can evaluate averaged moments of the local density of states (LDOS) on an infinite Bethe lattice, which is what we need to find to calculate the average IPR of the RRG model. Let $\nu(E, j)$ be the LDOS on a site j at energy E for a given disorder realization. We define $\rho_1(E, \varepsilon) = \langle \nu(E, 1) \rangle_{\varepsilon_1 = \varepsilon}$, with averaging going over disorder realizations with a condition $\varepsilon_1 = \varepsilon$, where 1 is a certain fixed lattice site. Further, let $\rho(E)$ be the global density of states. Clearly,

$$\rho(E) = \int d\varepsilon \gamma(\varepsilon) \rho_1(E, \varepsilon). \quad (21)$$

We have

$$\begin{aligned} \rho_1(E, \varepsilon) &= -\frac{1}{\pi} \text{Im} G^{(m+1)} \\ &= \frac{1}{2\pi} \text{Re} \frac{1}{(m+1)g_0 - \frac{i}{2}(E - \varepsilon)}, \end{aligned} \quad (22)$$

which yields, after neglecting the difference between $m+1$ and m and setting $E = 0$ (in which case g_0 is real),

$$\rho_1(0, \varepsilon) = \frac{1}{\pi} \frac{2mg_0}{(2mg_0)^2 + \varepsilon^2}. \quad (23)$$

Importantly, the spectral function $\rho_1(E, \varepsilon)$ is self-averaging in the RMT and Golden-rule regimes: when calculated without disorder averaging (with the only condition $\varepsilon_1 = \varepsilon$), it is found to fluctuate only weakly from one disorder realization to another one [46]. Substituting Eq. (23) in Eq. (81), we get the global density of states,

$$\rho(0) = \frac{1}{\pi W} \int_{-W/2}^{W/2} d\varepsilon \frac{2mg_0}{(2mg_0)^2 + \varepsilon^2} = \frac{2}{\pi} g_0, \quad (24)$$

where we used on the last step the self-consistency equation (15). Equation (24) is of course in full agreement with $\rho = -(1/\pi) \text{Im} \langle G^{(m+1)} \rangle$ and $g_0 = (i/2) \langle G^{(m)} \rangle$. The IPR P_2 of the RRG model is obtained as [28]

$$P_2 = \frac{3}{N} \frac{\langle \nu^2(E, 1) \rangle}{\langle \nu(E, 1) \rangle^2}, \quad (25)$$

where the averages in the right-hand-side are calculated on an infinite Bethe lattice (or, equivalently, from the self-consistency equation). Note that this formula holds everywhere in the metallic phase, $W < W_c$, as long as the RRG system is sufficiently large, $N \gg N_\xi$. Using the self-averaging of $\rho_1(E, \varepsilon)$ in the considered range of disorder, $W \ll m$, we obtain

$$\begin{aligned} NP_2 &= 3 \int d\varepsilon \gamma(\varepsilon) \left[\frac{\rho_1(0, \varepsilon)}{\rho(0)} \right]^2 \\ &= \frac{3}{W} \int_{-W/2}^{W/2} d\varepsilon \left[\frac{m}{(2mg_0)^2 + \varepsilon^2} \right]^2. \end{aligned} \quad (26)$$

In the second line of Eq. (26), we used Eqs. (23) and (24).

In the RMT regime (18), g_0 is given by Eq. (17). Substituting it in Eq. (26), one gets

$$NP_2 \simeq 3, \quad (27)$$

as expected. In the Golden-rule regime (20), g_0 is given by Eq. (19). The integral in Eq. (26) can be then extended to $\pm\infty$, yielding

$$NP_2 \simeq \frac{3m^2}{W} \int_{-\infty}^{\infty} d\varepsilon \frac{1}{\left[\left(\frac{\pi m}{W} \right)^2 + \varepsilon^2 \right]^2} = \frac{3}{2\pi^2} \frac{W^2}{m}. \quad (28)$$

To describe accurately both (RMT and Golden-rule) regimes, as well as a crossover between them, we calculate the integral in Eq. (26) exactly,

$$NP_2 = \frac{3}{8g_0^3} \left[\frac{4mg_0W}{16g_0^2m^2 + W^2} + \frac{\text{arccot} \left(\frac{4mg_0}{W} \right)}{mW} \right]. \quad (29)$$

Substituting here g_0 as obtained by a numerical solution of Eq. (16), we obtain P_2 in the whole range $W \ll m$.

For stronger disorder, $W \gtrsim m$, the local spectral function acquires strong fluctuations signalling an approach of the system to the critical point W_c , and the above approximation ceases to be applicable. This regime can be analysed by a different approach, as we are now going to discuss.

3. Pre-critical and critical regimes

To calculate analytically the scaling of IPR in the pre-critical and critical regimes, $m \ll W < W_c$, we extend the analysis presented in Ref. [29]. While in that work (where the focus was on the case of coordination number $m = 2$) only the critical regime was considered, here we are interested in the limit of large m , which implies the emergence of a broad pre-critical regime, as discussed above. The starting formulas (summarized below) are, however, the same as in Ref. [29].

For $m \ll W < W_c$, a large correlation volume $N_\xi(W)$ emerges, which governs a broad distribution of the local density of states and thus all associated observables. In particular, under the condition of a sufficiently large system, $N \gg N_\xi$, the IPR scales as

$$P_2 \sim N_\xi / N. \quad (30)$$

To calculate N_ξ , one starts with the self-consistency integral equation (that is equivalent to Eq. (11)) and performs its linearization, which yields

$$m\lambda_\beta = 1, \quad (31)$$

where λ_β is the largest eigenvalue of a certain integral operator. For large W , the eigenvalue λ_β is found to be

$$\lambda_\beta \simeq \frac{1}{\beta - 1/2} \frac{1}{W - 4/W} \left[\left(\frac{W}{2} \right)^{2\beta-1} - \left(\frac{W}{2} \right)^{-2\beta+1} \right]. \quad (32)$$

The value $\beta = 1/2$ corresponds to the transition point W_c . Taking the limit $\beta \rightarrow 1/2$ in Eq. (32), one gets the large- m equation for W_c ,

$$W_c = 4m \ln \frac{W_c}{2}. \quad (33)$$

In the leading order, this yields the large- m asymptotics of the critical disorder of the form

$$W_c \simeq 4m \ln m. \quad (34)$$

It is worth mentioning that W_c as obtained from Eq. (33) is in excellent agreement with the exact value of W_c (found from $m\lambda_{1/2} = 1$ with $\lambda_{1/2}$ computed numerically by determining the largest eigenvalue of the corresponding integral operator) already for rather small m . In particular, for $m = 2$, Eq. (33) gives $W_c = 17.23$, while the exact value is $W_c = 18.17$ [29]. Further, for $m = 3$, Eq. (33) yields $W_c = 34.00$, whereas the exact value reported in Ref. [34] is $W_c = 34.95$. Therefore, for large m , the value of W_c predicted by Eq. (33) can be viewed as exact. At the same time, the asymptotic formula (34) discards terms that have a relative smallness $\sim \ln \ln m / \ln m$ and thus decay rather slowly. As a result, even for a large value of connectivity such as $m = 200$, the value of W_c given by (34) turns out to be smaller than the exact one by a factor ≈ 1.5 .

The eigenvalue $\lambda_\beta(W)$, when considered around the point $W = W_c$ and $\beta = 1/2$, decreases as a function of W and has a minimum (on the real axis of β) at $\beta = 1/2$. Thus, for $W < W_c$, the solution of Eq. (31) for β has the form

$$\beta = 1/2 \pm i\sigma, \quad (35)$$

with a real σ . Once β (and thus σ) is determined, as a function of W , from Eq. (31), the correlation volume N_ξ is obtained via

$$N_\xi \sim \exp\left(\frac{\pi}{\sigma}\right). \quad (36)$$

The key idea underlying our analysis below is that, for $m \gg 1$, this formalism can be used to determine N_ξ (and thus P_2 and other related observables) not only in the critical regime, $W_c - W \ll W_c$, but in a much broader disorder range, $m \lesssim W < W_c$, which includes also the pre-critical regime. Substituting Eq. (35) in Eq. (32), we rewrite Eq. (31) as

$$\frac{2m}{W\sigma} \sin\left(2\sigma \ln \frac{W}{2}\right) = 1. \quad (37)$$

Further, this equation can be cast into the form

$$\frac{\sin x}{x} = \frac{f(W)}{f(W_c)}, \quad f(W) = \frac{W}{\ln \frac{W}{2}}, \quad (38)$$

where we have introduced

$$x = 2\sigma \ln \frac{W}{2} \quad (39)$$

and used Eq. (33) for the critical disorder W_c .

For a given disorder W , Eq. (38) can be easily solved numerically for x . By virtue of Eq. (39), this yields σ , which in turns allows us to determine N_ξ and P_2 by using

Eqs. (36) and (30). In this way, we can obtain $NP_2 \sim N_\xi$ as a function of W in the whole range $m \lesssim W < W_c$, i.e., in the pre-critical and critical regimes and in the crossover between them.

We can also proceed analytically for each of the two regimes. Consider first the critical regime, for which the system is close to the transition point,

$$W < W_c, \quad W_c - W \ll W. \quad (40)$$

In this case, $f(W)/f(W_c)$ in Eq. (38) is close to unity, implying that $x \ll 1$. Expanding $\sin x \approx x - x^3/6$ in Eq. (37) and solving the resulting equation for σ , we obtain

$$\sigma \simeq \frac{1}{\ln \frac{W}{2}} \left[\frac{3}{2} \left(1 - \frac{W}{4m \ln \frac{W}{2}} \right) \right]^{1/2}. \quad (41)$$

Equation (36) yields now the correlation volume

$$\ln N_\xi = \frac{\pi}{\sigma} = \pi \ln \frac{W}{2} \left[\frac{3}{2} \left(1 - \frac{W}{4m \ln \frac{W}{2}} \right) \right]^{-1/2}. \quad (42)$$

In the leading approximation, this becomes

$$\ln N_\xi \simeq \pi \ln m \left[\frac{3}{2} \left(1 - \frac{W}{W_c} \right) \right]^{-1/2}. \quad (43)$$

Equation (43) is the known critical behavior of the correlation volume N_ξ and of the associated correlation length $\xi = \ln N_\xi / \ln m$ on the delocalized side of the transition, with the critical exponent $\nu_{\text{del}} = 1/2$ [29].

Let us now turn to the analysis of the pre-critical regime, which is located between the Golden-rule and critical regimes,

$$m \lesssim W \ll W_c. \quad (44)$$

Here, $f(W)/f(W_c) \simeq W/W_c \ll 1$, which implies, according to Eq. (38), that $x = \pi - \delta$ with $\delta \ll 1$. Equation (38) then yields $\delta \simeq \pi W/W_c$ and thus $x = \pi(1 - W/W_c)$ and, consequently,

$$\sigma \simeq \frac{\pi \left(1 - \frac{W}{W_c} \right)}{2 \ln \frac{W}{2}}. \quad (45)$$

According to Eq. (36), this gives the correlation volume

$$N_\xi \sim e^{\pi/\sigma} \sim W^2 e^{\frac{W}{2m}}. \quad (46)$$

We see that the correlation volume N_ξ (as thus the IPR P_2) grows exponentially with W in the pre-critical regime. Furthermore, we observe that W^2 factor in Eq. (46) is in perfect correspondence with the W dependence of IPR in the Golden-rule regime, Eq. (28). The only mismatch between the two formulas at the boundary between the two regimes, $W \sim m$, is due to a factor $\sim 1/m$ in Eq. (28). This is not surprising as such a

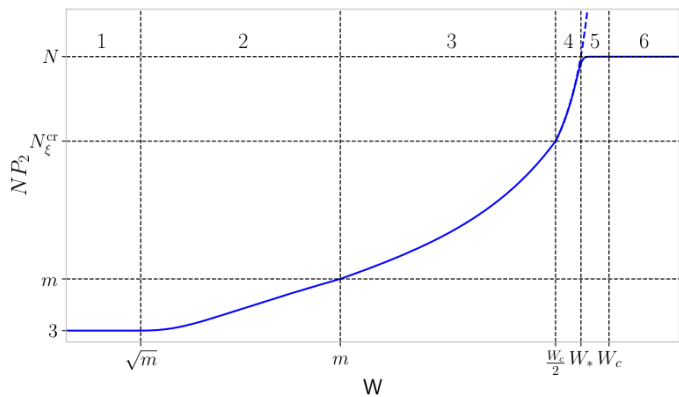


FIG. 1. NP_2 as a function of disorder W for RRG with large connectivity m . Schematic presentation of the regimes on log-log scale: 1) RMT, 2) golden rule, 3) pre-critical, 4) “critical metal”, 5) critical point, 6) localized. It is assumed in this figure that the system size N is much larger than N_ξ^{cr} marking the crossover between the pre-critical and critical regimes, Eq. (48). In the opposite case, $N < N_\xi^{\text{cr}}$, the “critical metal” regime will not be probed. Dashed line shows the behavior of NP_2 in the “thermodynamic limit” $N \rightarrow \infty$. In this limit, $W_* \rightarrow W_c$ and the regime 5 shrinks to a single point W_c .

pre-exponential factor is beyond the accuracy of Eq. (36) that was used in course of the analysis of the pre-critical regime. To have a full matching, we include the pre-exponential factor $\sim 1/m$ in Eq. (36), $N_\xi \sim m^{-1}e^{\pi/\sigma}$, which yields the final result for the pre-critical regime,

$$N_\xi \sim \frac{1}{m}e^{\pi/\sigma} \sim \frac{W^2}{m} \exp\left(\frac{W}{2m}\right), \quad m \lesssim W \ll W_c. \quad (47)$$

This formula works reasonably well up to $W \approx W_c/2$, where it crosses over to the critical behavior, Eq. (43). To estimate the value of $NP_2 \sim N_\xi$ at the crossover between the pre-critical and critical regimes, we substitute $W = W_c/2$ into Eqs. (38) and (39), and the resulting σ into $N_\xi \sim m^{-1}e^{\pi/\sigma}$. This yields an estimate N_ξ^{cr} of the correlation volume N_ξ at the beginning of the critical regime:

$$N_\xi^{\text{cr}}(m) \sim \frac{1}{m} \left(\frac{W_c(m)}{2} \right)^\gamma \sim \frac{1}{m} (2m \ln m)^\gamma; \quad \gamma \approx 3.3. \quad (48)$$

It is worth recalling at this point that we consider the IPR in an RRG model with a finite (although large) number of sites N . When the disorder W increases towards W_c , the correlation volume N_ξ at some point reaches N . Let us call this disorder $W_*(N)$; it is defined by the condition $N_\xi(W_*) = N$. Clearly, $\lim_{N \rightarrow \infty} W_*(N) = W_c$, so that $W_*(N)$ can be viewed as a finite-size approximation to the critical disorder W_c . When W increases beyond $W_*(N)$, the IPR P_2 exhibits saturation to its maximal value $NP_2 = N$. Depending on the value of N with respect to N_ξ^{cr} , the point $W_*(N)$ can be located either in the critical or in the pre-critical regime (or in the crossover between them). In Fig. 1, a sketch of the dependence of NP_2 on disorder W is shown, with all regimes

indicated. In this sketch, it is assumed that N is very large (much larger than N_ξ^{cr}), so that $W_*(N)$ is deeply in the critical regime. We note that, for $m > 10$, the crossover value N_ξ^{cr} , Eq. (48), becomes larger than system sizes N accessible by exact diagonalization. Thus, for large m , the point $W_*(N)$ will be within the pre-critical regime if exact diagonalization is used, as we are going to see in Sec. II C. In that case, the curve $NP_2(W)$ will not probe the “critical metal” regime.

C. Exact-diagonalization numerical simulations

We have calculated the averaged IPR on RRG with large coordination number, $m = 20, 100$, and 200 by numerical diagonalization of systems of sizes N from 2^{10} to 2^{15} . Note that for large m the Hamiltonian matrix is much less sparse (in comparison with, say, $m = 2$), which affects the upper boundary for system sizes than can be efficiently treated by exact diagonalization. For each realization of disorder, $N/16$ eigenstates in the middle of the spectrum (i.e., around $E = 0$) were determined by the shift-invert techniques. In addition, the IPR was averaged over 100 disorder realizations. The results are shown in Fig. 2. To better illustrate the evolution with increasing m , we include also the data for $m = 2$ for the same range of N . The black and red dashed lines in this figure represent large- m analytical results for the RMT and Golden-rule regimes (Sec. II B 2) and for the pre-critical and critical regimes (Sec. II B 3), respectively. By inspecting the theoretical curves, we see that the Golden-rule regime, where the theoretical curves agree with each other, becomes well developed for $m = 200$. Furthermore, we observe that the agreement between exact-diagonalization data and analytical predictions improves with increasing m , becoming essentially excellent for $m = 200$. This agreement with the numerics serves as an additional confirmation of the validity of our large- m analytical treatment.

We recall that the analytical curves shown in Fig. 2 are derived under the assumption $N \gg N_\xi$. As expected, the numerical data follow the analytical curve up to the point W_* where $NP_2 \sim N_\xi$ approaches the system size N and then saturate at the value $NP_2 = N$. With increasing system size N , the “finite-size critical disorder” $W_*(N)$ increases towards W_c as predicted, i.e., the numerical data reproduce the analytical curve up to an increasingly large disorder. At the same time, even for our largest system size $N = 2^{15}$, the point $W_*(N)$ for $m = 100$ and $m = 200$ models is located well on the pre-localized side, $W_*(N) < W_c/2$, of the pre-localized-to-localized crossover. Therefore, an exact-diagonalization numerical investigation of the asymptotic “critical-metal” regime ($W_c - W \ll W_c$ and $N \gg N_\xi$) is essentially impossible for large- m RRG models due to system-size limitations.

In Figure 3 we present the same numerical and analytical results as in Fig. 2 but in the form of a logarithmic

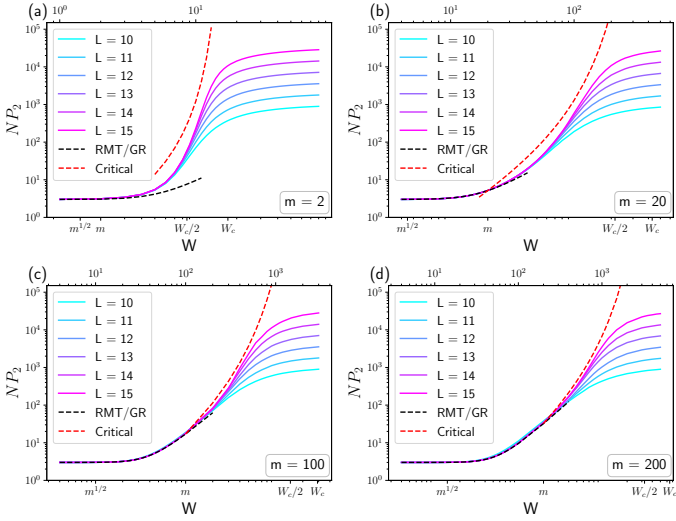


FIG. 2. NP_2 of RRG as a function of W for various system sizes: (a) $m = 2$, (b) $m = 20$, (c) $m = 100$, (d) $m = 200$. Full lines are results of exact diagonalization for various systems sizes $N = 2^L$ (Sec. II C), while dashed lines represent $N \rightarrow \infty$ analytical prediction for the RMT and Golden-rule regimes (Sec. II B 2) and for the pre-critical and critical regimes (Sec. II B 3).

derivative,

$$\alpha(W) = \frac{d \ln(NP_2)}{\hat{A} d \ln W}. \quad (49)$$

This presentation of the data is useful in two respects.

First, maxima of the curves nicely visualize the position of $W_*(N)$ (finite-size approximation to the critical disorder) defined above. It is seen that $W_*(N)$ increases towards the true ($N \rightarrow \infty$) critical point W_c as predicted analytically. At the same time, the maximum remains well below $W_c/2$ (i.e., in the pre-critical regime) for $m = 20$, and especially for $m = 100$ and 200 . This shows that the critical regime (in the sense of “critical metal”: $W_c - W \ll W_c$ and $N \gg N_\xi$) is totally inaccessible to exact diagonalization for large m .

Second, the logarithmic derivative $\alpha(W)$ is a sensitive indicator of the Golden-rule regime. Indeed, a power-law scaling $NP_2 \propto W^2$ in this regime implies $\alpha(W) = 2$. Therefore, for large m , when the Golden-rule regime is predicted, we expect to see a plateau at $\alpha(W) = 2$. Indeed, the exact-diagonalization data for $m = 200$ and sufficiently large N in Fig. 3d clearly exhibit a shoulder near $\alpha = 2$, demonstrating the Golden-rule regime. Furthermore, the fact that $\alpha(W)$ for our largest N raises to values substantially larger than 2 around the maximum (i.e., to the right of the Golden-rule regime) demonstrates that the system probes well also the pre-critical regime, where $\alpha(W)$ grows as

$$\alpha(W) = 2 + \frac{W}{2m} \quad (50)$$

according to Eq. (47).

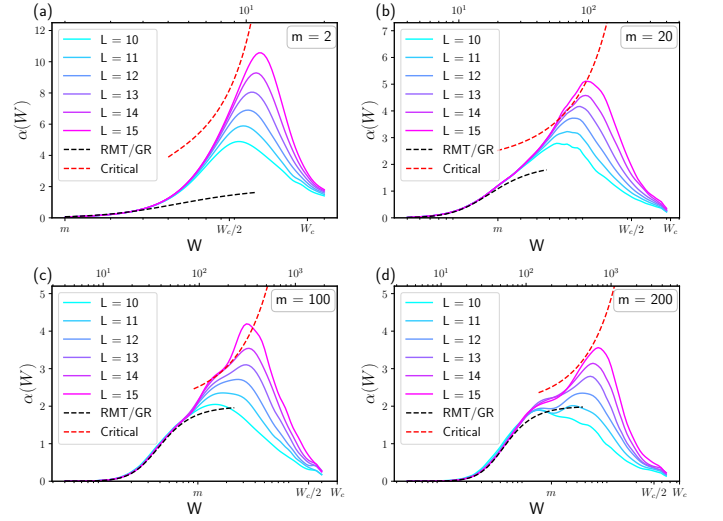


FIG. 3. The same as Fig. 2 but in the form of a logarithmic derivative $\alpha(W) = d \ln(NP_2)/d \ln W$. At $m = 200$, development of the Golden-rule plateau at $\alpha = 2$ is clearly visible. The maxima of curves, which yield finite-size estimates $W_*(N)$ of the transition point, move towards W_c with increasing N . For large $m = 20, 100$, and 200 , the maxima are in the pre-critical (rather than critical) regime for all accessible system sizes, $W_*(N) < W_c/2$.

D. Population dynamics

In the above, we used two distinct methods to calculate the disorder dependence of IPR in an RRG model with large m : an analytical approach (based on supersymmetric field theory) in Sec. II B and numerical exact-diagonalization approach in Sec. II C. Now, we are going to present results of one more approach that combines analytical (field theory) and numerical (population dynamics) tools. This approach is described in detail in Ref. [29], where it was implemented for the $m = 2$ model. We first follow the analytical route (see Sec. II B 1), by using the field-theoretical formalism, leading, in the large- N limit, to the saddle-point equation (11) (equivalent to the self-consistency equation on an infinite Bethe lattice). This is a non-linear integral equation for the probability distribution $\mathcal{P}(\text{Re } G, \text{Im } G)$ of the Green function $G^{(m)} \equiv G$. We now solve this equation numerically by using the population dynamics (also known as pool method). Within this computational approach, a large pool of values of G represents its distribution. We iterate the self-consistency equation (11) starting with a randomly initialized pool until the convergence is reached. Once the distribution $\mathcal{P}(\text{Re } G, \text{Im } G)$ is determined in this way, we calculate the IPR (at $N \gg N_\xi$) by using Eq. (25),

$$NP_2 = 3 \frac{\langle \nu^2 \rangle}{\rho^2}, \quad (51)$$

where $\nu = (-1/\pi) \text{Im } G$ is the (fluctuating) local density of states and ρ is its average, $\rho = \langle \nu \rangle$.

A numerical limitation to the method is set by the pool size M . We have implemented the method for the $m = 200$ model, by using the pool size $M = 2^{22}$. Remarkably, it was found in Ref. [29] (in the analysis of the $m = 2$ model) that, within this method, one can proceed controllably up to $NP_2 \sim N_\xi$ scaling as $N_\xi \sim M^{1/\kappa}$ with $\kappa \approx 0.46$, i.e., many orders of magnitude larger than the pool size M . The same happens in our simulations for $m = 200$, allowing us to get population-dynamics results up to NP_2 as large as 10^{13} .

The imaginary part η in Eq.(11) sets an upper bound $\sim \eta^{-1}$ on the correlation volume that can be calculated within this approach. Thus, η should be chosen to be sufficiently small. We have taken $\ln \eta = -73.6$, so that η is negligibly small in comparison with N_ξ^{-1} for the largest N_ξ that can be reached.

Results of the population-dynamics calculation of NP_2 are presented in Fig. 4a. For comparison, we also show the results obtained by purely analytical means (for RMT and Golden-rule regimes as well as for pre-critical and critical regimes). An excellent agreement is observed, providing an additional evidence of the validity and accuracy of all approaches used. It is seen that the population dynamics allows us to proceed up to disorder W somewhat above $W_c/2$, i.e., to cover the whole pre-localized regime and also an initial part of the critical regime.

In Fig. 4b, we display results for the flowing correlation-length exponent

$$\nu_{\text{del}}(\tau) = \frac{d \ln \ln NP_2}{d\tau}, \quad (52)$$

where τ is a parameter characterizing closeness to the critical point,

$$\tau = -\ln \left(1 - \frac{W}{W_c} \right). \quad (53)$$

In the critical regime, $\tau \gg 1$, the IPR scales as $\ln(NP_2) \sim \tau^{1/2}$, see Eq. (43). Thus, $\nu_{\text{del}}(\tau)$ tends to the asymptotic value $\nu_{\text{del}} = 1/2$ in the limit $\tau \rightarrow \infty$ (corresponding to $W \rightarrow W_c$). Figure 4b illustrates how this asymptotic value is approached.

It is worth noting that the position W_* of the maximum in Fig. 3d for the largest N in exact-diagonalization simulations is nearly one order of magnitude smaller than W_c . Thus, exact diagonalization allows us to proceed (within the regime $N \gg N_\xi$) only up to $\tau \approx 0.1$ for the $m = 200$ model. It is seen from Fig. 4b how far the corresponding value $\nu_{\text{del}}(\tau)$ is from its $\tau \rightarrow \infty$ asymptotics. This demonstrates once more that it is impossible to extract controllably the asymptotic critical behavior (i.e., the exponent $\nu_{\text{del}}(\infty) = 1/2$) using solely the exact-diagonalization data.

III. FERMIONIC AND SPIN QUANTUM-DOT MODELS: NUMERICAL STUDY

In this section, we perform a numerical study of the IPR and the level statistics in fermionic and spin quan-

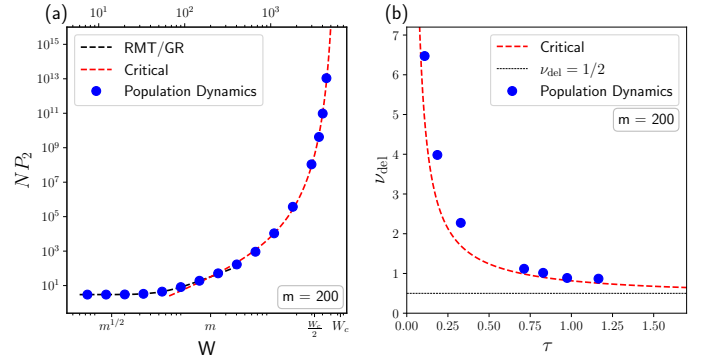


FIG. 4. Population-dynamics results for RRG with $m = 200$ (blue dots), in comparison with purely analytical results for the RMT and Golden-rule regime (black dashed line) and for the pre-critical and critical regimes (red dashed line). (a) NP_2 as a function of disorder W . (b) Flowing correlation-length exponent $\nu_{\text{del}}(\tau)$, Eq. (52), as a function of $\tau = -\ln(1 - W/W_c)$. The asymptotic ($\tau \rightarrow \infty$, i.e., $W \rightarrow W_c$) value $\nu_{\text{del}}(\tau) = 1/2$ is shown by a horizontal dashed line.

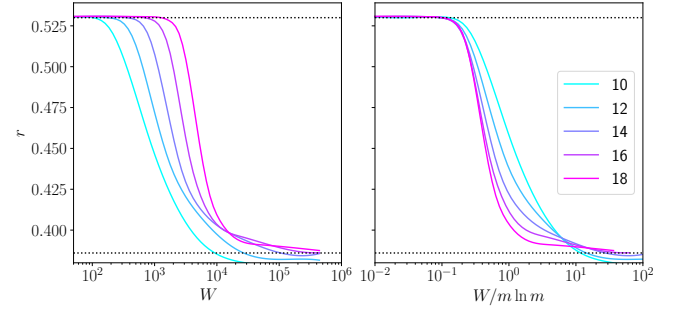


FIG. 5. Level statistics from exact diagonalization of the fermionic quantum dot with $n = 10, 12, 14, 16$, and 18 . *Left*: Mean adjacent gap ratio $r(W)$ for various system sizes; *Right*: same data plotted as $r(W/(m \ln m))$, where m is the coordination number (56).

tum dot models by means of exact diagonalization. Our main focus in this section is one the scaling of the critical disorder $W_c(n)$ with the number of fermions (respectively, spins) n and on the sharpness of the transition. We begin by defining the models to be studied.

The fermionic quantum dot can be described by the following Hamiltonian written in the basis of exact eigenstates of the non-interacting problem:

$$\hat{H} = \sum_i \varepsilon_i \hat{c}_i^\dagger \hat{c}_i + \sum_{ijkl} V_{ijkl} \left(\hat{c}_i^\dagger \hat{c}_j^\dagger \hat{c}_k \hat{c}_l + h.c. \right). \quad (54)$$

Here single-particle orbital energies ε_i are random, we choose them to be uniformly distributed on the interval $[-W, W]$. Further, the interaction matrix elements V_{ijkl} are random as well; they are chosen as Gaussian random variables with zero mean and variance unity. The number of particles is conserved, and we consider $n/2$ fermions occupying n orbitals.

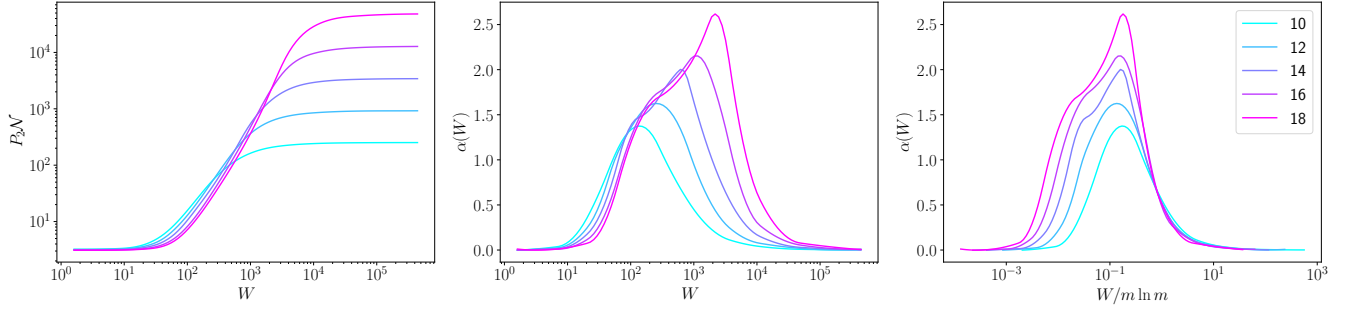


FIG. 6. Average IPR P_2 of eigenstates in the fermionic quantum dot model with $n = 10, 12, 14, 16$, and 18 as obtained by exact diagonalization. *Left*: NP_2 as function of disorder W for various system sizes. *Middle*: same data in the form of a logarithmic derivative $\alpha(W)$, Eq. (49). *Right*: same data with rescaled disorder axis: α as a function of $W/(m \ln m)$, where m is the coordination number. The position of the maximum is nearly independent on n for $n \geq 12$. For the largest system size, a shoulder near $\alpha = 2$ is observed, which corresponds to the Golden-rule regime.

The model of spin quantum dot that we explore is defined by the Hamiltonian

$$\hat{H} = \sum_{i=1}^n \varepsilon_i \hat{S}_i^z + \sum_{i,j=1}^n \sum_{\alpha, \beta \in \{x, y, z\}} V_{ij}^{\alpha\beta} \left(\hat{S}_i^\alpha \hat{S}_j^\beta + h.c. \right). \quad (55)$$

Here $\hat{S}_i^\alpha = \frac{1}{2} \sigma_i^\alpha$ with $i = 1, \dots, n$ and $\alpha = x, y, z$ are spin- $\frac{1}{2}$ operators (σ_i^α are Pauli matrices), ε_i are random fields uniformly distributed on $[-W, W]$, and interaction matrix elements $V_{ij}^{\alpha\beta}$ are gaussian random variables with zero mean and variance unity.

For each disorder realization, we average over $N/10$ states in the middle of the many-body band (where N is the dimension of the Hilbert space). In addition, the average over disorder realizations is performed; their number ranges from 10^4 for the smallest systems to 10^2 for the largest systems.

In Fig. 5, we show the evolution of the level statistics in the fermionic quantum dot model (54) for number of orbitals n growing from $n = 10$ to $n = 18$. Specifically, we plot the mean adjacent gap ratio $r(W)$, which is known to be a very convenient spectral observables for detecting a transition from ergodicity to localization, as a function of disorder W . The value $r = 0.536$ corresponds to an ergodic system, with level statistics as in the Gaussian Orthogonal Ensemble (GOE), whereas $r = 0.386$ corresponds to Poisson statistics, i.e., localization. As is clearly seen in the left panel, the upper border of the “ergodicity region” (i.e., of the range of W in which $r(W)$ is close to its GOE value) quickly moves to the right with increasing n . In other words, for any fixed W the system becomes ergodic when n is sufficiently large. This is a manifestation of the fact that the critical disorder $W_c(n)$ grows fast with n . To analyze this growth, we now test the RRG approximation for the scaling of critical disorder, $W_c^{\text{RRG}} \sim m \ln m$, where m is the coordination

number for the fermionic quantum dot model,

$$m = \frac{\left[\frac{n}{2} \left(\frac{n}{2} - 1 \right) \right]^2}{4}. \quad (56)$$

For this purpose, we plot in the right panel of Fig. 5 the same data for the gap ratio with the disorder axis rescaled as $W/(m \ln m)$. In these rescaled coordinates, the ergodicity region is nearly identical for four largest system sizes (n from 12 to 18). Thus, the level statistics data support the RRG-like scaling of the critical disorder:

$$W_c(n) \sim W_c^{\text{RRG}} \sim m \ln m. \quad (57)$$

The following comment is in order here. As always, one should be cautious when trying to make a conclusion on the behavior in the limit of a large system size on the basis of numerical results for not too large systems. Obviously, these numerical data cannot rigorously prove anything concerning the asymptotic behavior. When analyzing the data, we make a plausible assumption that the trends that we observe in numerical simulations survive in the large- n limit.

In Fig. 6, we show the evolution of the IPR P_2 in the fermionic quantum-dot model. The left panel displays the dependence of NP_2 on disorder W for different values of n . Here $N = n!/[(n/2)!]^2$ is the dimension of the Hilbert space. For weak disorder we have $P_2 \simeq 3/N$ as in GOE; for strong disorder $P_2 \simeq 1$ as expected in the localized regime. The evolution between these two limits is qualitatively similar to that in the RRG model, see Fig. 2; we relegate a quantitative comparison to Sec. IV, focussing now on the position of the transition point $W_c(n)$. For this purpose, we use the numerical data to calculate the logarithmic derivative $\alpha(W)$ defined by Eq. (49). The dependences $\alpha(W)$ for different system sizes are shown in the middle panel of Fig. 6. The maximum of $\alpha(W)$ provides an estimate for the finite-size position of the transition $W_c(n)$, cf. Fig. 3 for the RRG model in Sec. II C. We observe that the position of the maximum (and thus $W_c(n)$) rapidly increases with n , in full agreement with

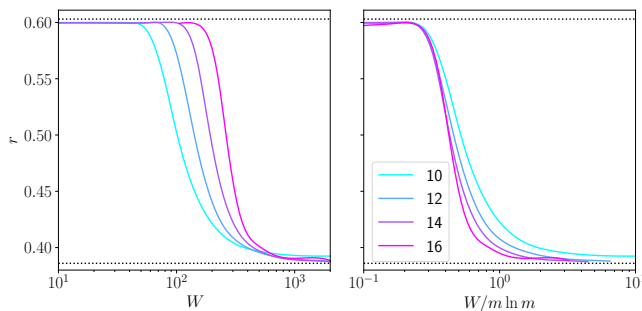


FIG. 7. Level statistics from exact diagonalization of the spin quantum dot with $n = 10, 12, 14$, and 16 . *Left*: mean adjacent gap ratio $r(W)$ for various system sizes. *Right*: same data plotted as $r(W/(m \ln m))$, where m is the coordination number (58).

the analogous conclusion made on the basis of level statistics, Fig. 5. In the right panel of Fig. 6, the data are plotted as a function of $W/(m \ln m)$. It is seen that, upon this rescaling, the position of the maximum is nearly independent on n (in fact, even slightly drifting to the right) for n from 12 to 18. This provides a further support to the RRG-like scaling of $W_c(n)$, Eq. (57).

In Figs. 7 and 8, numerical results for the level statistics (mean gap ratio) and the IPR of the spin quantum dot model (55) are shown. The presentation of data in these two figures is fully analogous to that for fermionic quantum dot in Figs. 5 and 6, respectively. The rescaling of disorder W in the right panels is done in the same way, $W \rightarrow W/(m \ln m)$, where m is now the coordination number of the spin quantum dot model,

$$m = \frac{n(n-1)}{2}. \quad (58)$$

The Hilbert space dimension in this case is $N = 2^n$. The conclusion that can be made from these figures is essentially the same as for the case of a fermionic quantum dot. The critical disorder $W_c(n)$ rapidly increases with increasing n , as indicated both by level statistics and by IPR. Upon rescaling of W by $m \ln m$, the upper border of the ergodic regime in the right panel of Fig. 7 and the position of the maximum in the right panel of Fig. 8 become essentially n -independent for our larger values, $n = 14, 16$. This provides support to the RRG-like scaling (57) also for the spin quantum dot model.

We turn now to the question of sharpness of the localization transition; the corresponding criterion was discussed in the end of Sec. I D. For a finite n , we have a crossover from ergodicity to localization of a certain width $\Delta W_c(n)$. If the ratio $\Delta W_c(n)/W_c(n) \simeq \Delta \ln W_c(n)$ tends to zero at $n \rightarrow \infty$, we can speak about a sharp transition in the large- n limit; otherwise, it remains a crossover also in this limit. A quick look at Figs. 5 and 7 for the level statistics is sufficient to see that the crossover becomes sharper (on the logarithmic

scale) with increasing n , suggesting that

$$\Delta \ln W_c(n) \rightarrow 0 \quad \text{at} \quad n \rightarrow \infty, \quad (59)$$

i.e., a sharp transition. This is made more quantitative in Figs. 9a,b and 10a,b for fermionic quantum dot and spin quantum dot, respectively. In these figures, we analyze the width of the transition region from the Wigner-Dyson to Poisson statistics. The results are consistent with a power-law sharpening of the transition,

$$\Delta \ln W_c(n) \sim n^{-\kappa}, \quad (60)$$

with $\kappa \approx 1$. Notably, the behavior for the fermionic and spin quantum dots is very similar. In Figs. 9c,d and 10c,d, a similar analysis is performed on the basis of IPR data. Specifically, we estimate the evolution of the width of the transition region between the ergodic $P_2 \ll 1$ and localized $P_2 \simeq 1$ regimes. We observe again the behavior of the type (60), although with a smaller value of the exponent, $\kappa \simeq 0.5 - 0.6$.

As we showed in Sec. II C, the exact diagonalization is not capable to probe the asymptotic critical behavior for the large- m RRG model and can only reach the pre-critical regime, where the flowing exponent ν_{del} is far from its asymptotic value. It is plausible that the situation is similar in the case of quantum dot models. In view of this, the above values of the exponent κ should be taken with a grain of salt, and one should not be too surprised by the difference between κ obtained by using different observables. It is crucial that the data for both types of quantum dots and both observables consistently indicate that the crossover sharpens with increasing n , thus suggesting a true transition in the sense of Eq. (59).

IV. SPIN QUANTUM DOT: QUANTITATIVE COMPARISON WITH RRG-LIKE APPROXIMATION

In Sec. III we reported exact-diagonalization numerics for fermionic and spin quantum dots. We have found that the scaling of the critical disorder $W_c(n)$ supports the analytical predictions of Ref. [11], Eqs. (2) and (4). Moreover, the data are consistent with the exponent μ in these formulas being equal to the upper border, $\mu = 1$, i.e., with the RRG scaling (57). In the present section, we perform a detailed quantitative comparison of the quantum dot model with the corresponding RRG-like approximation. For this purpose, we choose the spin quantum dot since the corresponding coordination number (58) is smaller than for the fermionic quantum dot [Eq. (56)]. As a result, the exact-diagonalization numerics for the spin quantum dot model accesses substantially better the physics beyond the Golden rule (the counterpart of the pre-critical regime of the RRG model). This is clear from a comparison of Figs. 6 and 8: whereas for the fermionic quantum dot the maximal numerically reached value of $\alpha(W)$ is 2.6, i.e., not so much above the Golden-rule value

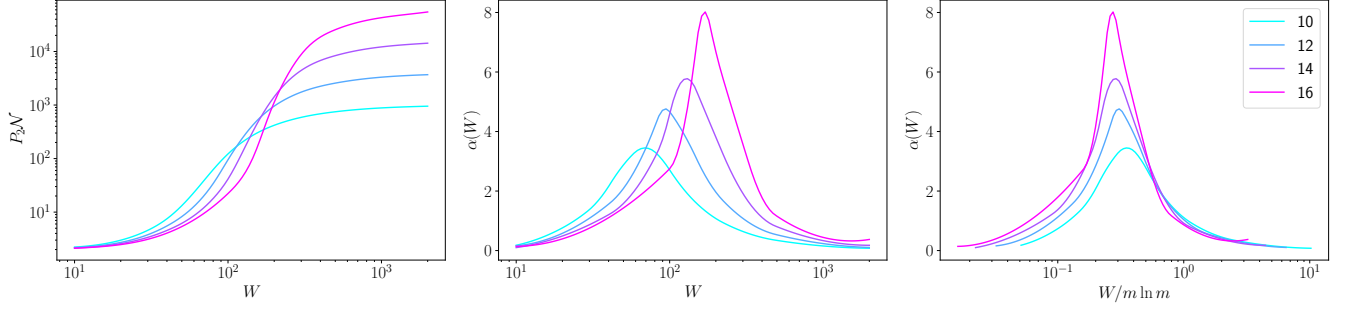


FIG. 8. Average IPR P_2 of eigenstates in the spin quantum dot model with $n = 10, 12, 14$, and 16 , as obtained by exact diagonalization. *Left*: NP_2 as function of disorder W for various system sizes. *Middle*: same data in the form of a logarithmic derivative $\alpha(W)$. *Right*: same data with rescaled disorder axis: α as a function of $W/(m \ln m)$, where m is the coordination number.

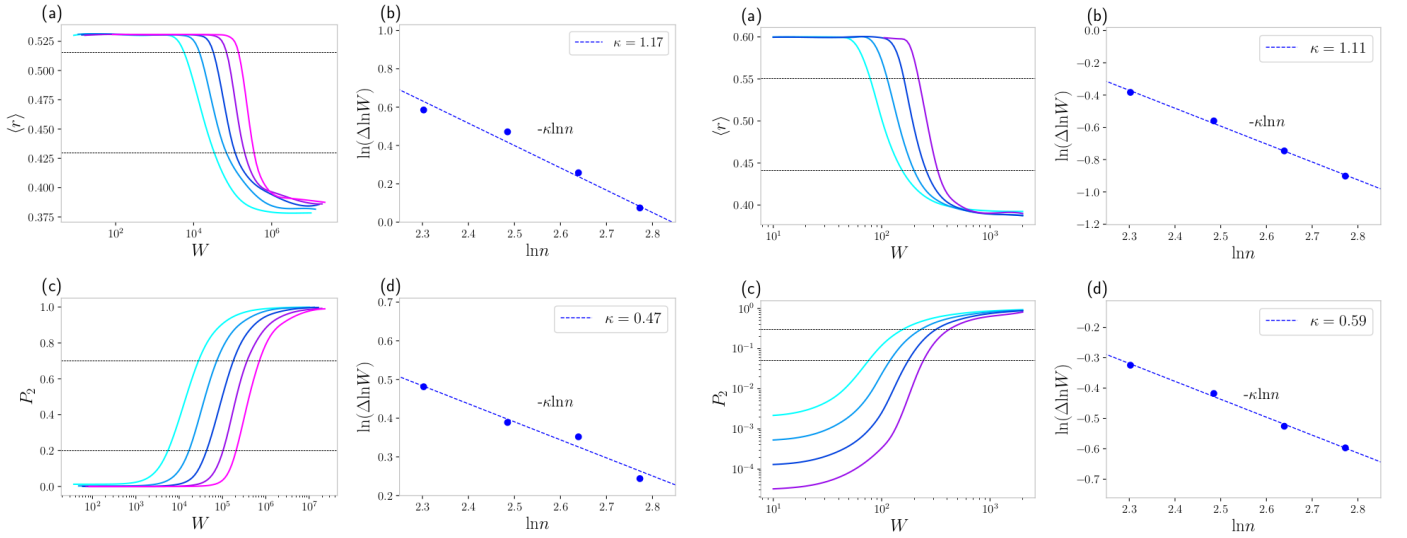


FIG. 9. Width of the transition for fermionic quantum dot. (a) $r(W)$ for various system sizes with two horizontal lines showing a fixed interval Δr ; (b) corresponding width $\Delta \ln W$ as a function of n on log-log scale, with a power-law fit (straight line); (c) $P_2(W)$ with two horizontal lines showing a fixed interval ΔP_2 ; (d) corresponding width $\Delta \ln W$ as a function of n on log-log scale, with a power-law fit.

$\alpha = 2$, for the spin quantum dot a much larger value $\alpha(W) = 8$ is reached.

We proceed now with calculating the IPR of the spin-quantum-dot model in the RRG-like approximation. In analogy with Sec. II, we first perform estimates of the regimes (as in Sec. IIA) and then carry out a careful calculation extending the analysis of Sec. IIB.

A. Overview of regimes

The (approximate) correspondence between the spin-quantum-dot and the RRG models is established in the following way. The nodes of the graph correspond to

FIG. 10. Same as Fig. 9 but for spin quantum dot.

basis states in the many-body Hilbert space, i.e., spin configurations that are eigenstates of the operators σ_i^z for all $i = 1, 2, \dots, n$. These states are coupled by spin-flip terms that thus play a role of hopping terms, i.e., links in the random-graph model. Most important are terms that flip two spins, which yields the coordination number

$$m = \frac{n(n-1)}{2} \simeq \frac{n^2}{2}. \quad (61)$$

(The Hamiltonian (55) contains also terms that flip only one spin. They give a much smaller contribution (n) to the coordination number and can safely be neglected for the estimate of the regimes. We will discuss such terms in more detail later and will show that they play only a minor role.) All basis states coupled to a given one by two-spin-flip terms are in an interval of width $\sim W$. The magnitude of spin-flip terms is $V \sim 1$ in our choice of the quantum-dot Hamiltonian. The (approximate) mapping to RRG now yields, according to Eq. (6), the broadening

Γ :

$$\Gamma \sim \frac{m}{\max\{W, \Gamma\}}. \quad (62)$$

This implies a sequence of regimes that we are going to discuss, ordering them from weak to strong disorder, as in Sec. II A.

If disorder W is smaller than the level broadening Γ , the self-consistency in Eq. (62) is important, $\Gamma \sim m/\Gamma$, i.e.,

$$\Gamma \sim \sqrt{m} \sim n. \quad (63)$$

This regime can be further subdivided into two regimes:

- RMT regime,

$$W \ll n^{1/2}. \quad (64)$$

In this regime, the broadening Γ exceeds the characteristic energies $\sim n^{1/2}W$ of many body states. This implies that essentially all many-body states are mixed and thus the IPR is

$$NP_2 \simeq 2, \quad (65)$$

as in the Gaussian unitary ensemble (GUE) of RMT. We note that GUE (rather than GOE) is applicable here since spin-flip terms in the Hamiltonian (55) break the time-reversal symmetry.

- Self-consistent Golden-rule regime,

$$n^{1/2} \ll W \ll n, \quad (66)$$

in which case $W < \Gamma < Wn^{1/2}$. In this situation, the energy window Γ , within which the many-body states are strongly mixed, is smaller than the total many-body bandwidth $Wn^{1/2}$, implying that

$$NP_2 \sim \frac{Wn^{1/2}}{\Gamma} \sim \frac{W}{n^{1/2}}. \quad (67)$$

With further increase of disorder, Eq. (62) takes the form of the conventional Golden-rule formula,

$$\Gamma \sim m/W \sim n^2/W. \quad (68)$$

- Golden-rule regime,

$$n \ll W \ll n^2, \quad (69)$$

with the IPR scaling

$$NP_2 \sim \frac{Wn^{1/2}}{\Gamma} \sim \frac{W^2}{n^{3/2}}. \quad (70)$$

The upper border of the Golden-rule regime is determined by the condition $\Gamma \sim \Delta$, where $\Delta \sim W/n^2$ is the level spacing of basis states (sites in the random-graph representation) directly connected to the given one.

- Pre-critical and critical regimes,

$$n^2 \ll W < W_c(n). \quad (71)$$

Within the mapping to RRG, the critical disorder is given by

$$W_c(n) = W_c^{\text{RRG}}(n) \sim n^2 \ln n. \quad (72)$$

- Localized regime,

$$W > W_c, \quad (73)$$

with $P_2 \approx 1$.

We turn now to an accurate calculation (within the RRG approximation) of P_2 in these regimes by extending the analysis of Sec. II B.

B. Golden-rule regimes

We proceed in analogy with Sec. II B 2. Several modifications are, however, needed to take into account that distributions of energies and of transition matrix elements in the RRG-like approximation to the quantum dot model differ from those in the RRG model considered in Sec. II.

Consider a certain basis many-body state (i.e., a site in the random-graph representation) with an energy $\varepsilon^{(0)}$. We focus on states near the band center and can set $\varepsilon^{(0)} = 0$. Consider now all sites (basis states) that are connected to this chosen state by a direct link (i.e., two-spin-flip process). The corresponding energies are

$$\varepsilon^{(1)} = \varepsilon^{(0)} \pm \varepsilon_i \pm \varepsilon_j, \quad (74)$$

where i and j are indices of flipped spins. The energies ε_i and ε_j are taken independently from the box distribution on $[-W, W]$ in our model. Calculation the distribution of $\pm\varepsilon_i \pm \varepsilon_j$, we get a “triangular” distribution $\gamma_1(\varepsilon)$ for energies of states coupled to a given one,

$$\gamma_1(\varepsilon) = \begin{cases} \frac{\varepsilon + 2W}{4W^2}, & -2W < \varepsilon \leq 0, \\ \frac{2W - \varepsilon}{4W^2}, & 0 \leq \varepsilon < 2W, \end{cases} \quad (75)$$

and $\gamma_1(\varepsilon) = 0$ everywhere else. The distribution $\gamma_1(\varepsilon)$ replaces the distribution $\gamma(\varepsilon)$ (box distribution on $[-W/2, W/2]$) that we assumed for site energies in the RRG model in Sec. II B 2.

The second modification is related to the distribution of transition matrix elements. In the RRG model of Sec. II B 2 they were simply constant (equal to V) and we subsequently set $V = 1$. Let us calculate the distribution of couplings M between directly coupled states in the spin-quantum-dot model (55). Consider two basis states

that differ from each other by flips of spins on position i and j , with M given by

$$M = \langle \dots \downarrow_i \dots \downarrow_j \dots | \hat{H} | \dots \uparrow_i \dots \uparrow_j \dots \rangle. \quad (76)$$

We recall that $V_{ij}^{\alpha\beta}$ are independent real Gaussian variables with zero mean and unit variance. It is then easy to see that M is a complex Gaussian variable with zero mean and

$$\langle |M|^2 \rangle = \frac{1}{16} \cdot 2 \cdot 4 \cdot 4 = 2. \quad (77)$$

Here the factor $1/16$ originates from the factors $1/2$ relating spin operators to Pauli matrices, the factor 2 from accounting for (i, j) and (j, i) contributions in Eq. (55), one factor 4 from summing over $\alpha = x, y$ and $\beta = x, y$, and another factor 4 from the Hermitian conjugated contribution in Eq. (55) that doubles all relevant transition amplitudes M .

It is worth noting that the above modifications in distributions of diagonal energies and matrix elements do not affect the parametric estimates of the regimes performed in Sec. IV A.

The self-consistency equation (13) thus becomes

$$g_0 = \frac{\langle |M|^2 \rangle}{(4W)^2} \left[\int_{-2W}^0 d\varepsilon \frac{\varepsilon + 2W}{mg_0 + \frac{i}{2}\varepsilon} + \int_0^{2W} d\varepsilon \frac{2W - \varepsilon}{mg_0 + \frac{i}{2}\varepsilon} \right]. \quad (78)$$

Evaluating the integrals, we bring this equation to the form

$$g_0 = \frac{1}{W} \arctan \frac{W}{mg_0} + \frac{mg_0}{2W^2} \ln \left(1 + \frac{W^2}{(mg_0)^2} \right). \quad (79)$$

This is a counterpart of Eq. (16) for the RRG model in Sec. II B.

Equation (23) for the local density of states (at zero energy, $E = 0$) $\rho_1(0, \varepsilon)$ remains unchanged:

$$\rho_1(0, \varepsilon) = \frac{1}{\pi} \frac{2mg_0}{(2mg_0)^2 + \varepsilon^2}. \quad (80)$$

To calculate the global density of states $\rho(0)$ we use a counterpart of Eq. (81),

$$\rho(E) = \int d\varepsilon \gamma_2(\varepsilon) \rho_1(E, \varepsilon), \quad (81)$$

where $\gamma_2(\varepsilon)$ is now the distribution of energies ε of all many-body basis states. Such an energy is a sum of random energies of individual spins, with random signs:

$$\varepsilon = \frac{1}{2} \sum_i s_i \varepsilon_i, \quad s_i = \pm 1. \quad (82)$$

For large n , the central limit theorem applies, yielding a Gaussian probability distribution

$$\gamma_{\text{tot}}(\varepsilon) = \frac{1}{\sqrt{2\pi}\sigma_{\text{tot}}} \exp\left(-\frac{\varepsilon^2}{2\sigma_{\text{tot}}^2}\right), \quad \text{with } \sigma_{\text{tot}}^2 = \frac{nW^2}{12}. \quad (83)$$

Substituting Eqs. (80) and (83) into Eq. (81), we get the following result for the global density of states at the band center ($E = 0$):

$$\rho(0) = \int_{-\infty}^{\infty} d\varepsilon \gamma_{\text{tot}}(\varepsilon) \rho_1(0, \varepsilon) = \frac{1}{\sqrt{2\pi}\sigma_{\text{tot}}} e^{y^2} \text{erfc}(y), \quad (84)$$

where $\text{erfc}(y)$ denotes the complementary error function and

$$y = \frac{\sqrt{2}mg_0}{\sigma_{\text{tot}}} = \sqrt{6} \frac{n^{1/2}(n-1)g_0}{W}. \quad (85)$$

Finally, the IPR is given, in full analogy with Eq. (26), by

$$\begin{aligned} NP_2 &= 2 \int_{-\infty}^{\infty} d\varepsilon \gamma_2(\varepsilon) \left[\frac{\rho_1(0, \varepsilon)}{\rho(0)} \right]^2 \\ &= \frac{2}{\pi} e^{-y^2} \text{erfc}^{-1}(y) \left[e^{-y^2} \text{erfc}^{-1}(y) - \frac{\sqrt{\pi}}{y} \left(y^2 - \frac{1}{2} \right) \right]. \end{aligned} \quad (86)$$

Solving Eq. (79) numerically for a given disorder W , we obtain g_0 . Using then Eq. (85) for y and plugging the result in Eq. (86), we find IPR P_2 as a function of W in the whole Golden-rule range $W \lesssim n^2$, including the proper Golden-rule, self-consistent Golden-rule, and RMT regimes (and crossovers between them). We will show the corresponding curves in Sec. IV D, where we will confront them with the results of exact diagonalization.

We expand now on a comment below Eq. (61) concerning the terms with a single spin flip. These are terms of the type $\hat{S}_i^z \hat{S}_j^\alpha$ with $\alpha = x, y$. Considering only such terms, we would have the coordination number $\tilde{m} = n$, the zero-energy density $\tilde{\gamma}_1(0) = 1/2W$, and the averaged squared matrix element $\langle |M|^2 \rangle = n$. (We use a tilde to label quantities associated with single-spin-flip processes.) The Golden-rule rate Γ is controlled by the product $\gamma_1(0)m\langle |M|^2 \rangle$, which is equal to $n^2/2W$ for the two-spin-flip processes. Interestingly, we obtain exactly the same value for single-spin-flip processes, $\tilde{\gamma}_1(0)\tilde{m}\langle |\tilde{M}|^2 \rangle = n^2/2W$. This implies that Γ gets an additional factor 2 in the Golden-rule regime and factor $\sqrt{2}$ in the self-consistent Golden-rule regime, so that NP_2 acquires the factors $1/2$ and $1/\sqrt{2}$, respectively. Thus, including single-spin-flip terms would only lead to relatively minor modifications. Furthermore, the upper border of applicability of the Golden-rule formula for single-spin-flip processes is parametrically lower than for two-spin-flip processes. Indeed, comparing the characteristic matrix element $\tilde{M} \sim n^{1/2}$ with the level spacing $\tilde{\Delta} \sim W/\tilde{m} = W/n$, we get the upper border $W \sim n^{3/2}$, much lower than that for the two-spin-flip processes ($W \sim n^2$). Thus, single-spin-flip processes do not play any role for $W \gtrsim n^{3/2}$, i.e., in the upper part of the Golden-rule regime and in the pre-critical and critical regimes.

C. Critical behavior in RRG-like approximation

When the disorder W increases above m , the RRG model enters the pre-critical regime where fluctuations get large and the IPR grows exponentially. With further increase of disorder, the system enters the critical regime, where NP_2 tends to diverge at $W \rightarrow W_c$. The corresponding calculations for the RRG model in the disorder range $m \lesssim W < W_c$ were performed in Sec. II B 3. We derived there that the IPR is given by

$$P_2 \sim \frac{N_\xi}{N}, \quad N_\xi \sim \frac{1}{m} \exp\left(\frac{\pi}{\sigma}\right), \quad (87)$$

where σ is the solution of Eqs. (38), (39). Here (in Sec. IV C) we make an assumption (without a priori justification) that the same mechanism is operative in the pre-critical and critical regimes of the quantum-dot model. In this way, we extend the formulas of Sec. II B 3 to the quantum-dot model. In Sec. IV D, we will compare the results with exact diagonalization, which will allow us to judge on the accuracy of the assumption.

In analogy with Sec. IV B, we have to take into account that distributions of energies and transition matrix elements in the effective random-graph representation of the quantum-dot model differ from those in the RRG model considered in Sec. II B 3. Most importantly, we need to find the correct numerical prefactor in the formula for W_c . In the standard RRG model, it is determined by the equation [this is Eq. (33) with restored hopping V]:

$$1 = 4m \frac{V}{W} \ln \frac{W}{2V}, \quad (88)$$

originally derived in Ref. [64]. Equation (88) holds for a box distribution of energies on $[-W/2, W/2]$ and a constant hopping equal to V . We have instead the distribution $\gamma_1(\varepsilon)$ of energies given by Eq. (75) (and parametrized by the disorder W) and a Gaussian-distributed complex hopping M with zero mean and variance 2, Eq. (77). We focus on determining the correct numerical prefactor in the correspondingly modified Eq. (88). (The numerical factor of order unity in the argument of logarithm is clearly much less important; we do not attempt to determine it accurately for the case of generic distributions but rather replace it by unity.) Inspecting the derivation of the criterion (88) in Ref. [64] and extending it to the case of generic distribution $\gamma_1(\varepsilon)$ and $P(M)$, we get a generalized criterion for the transition point W_c :

$$1 = 4m \langle |M| \rangle \gamma_1(0) \ln \frac{1}{\gamma_1(0) \langle |M| \rangle}. \quad (89)$$

The fact that $2/W$ in Eq. (88) is replaced by $\gamma_1(\varepsilon = 0)$ has a simple explanation. The logarithmic factor in Eq. (88) originates from an integral $\int d\varepsilon/\varepsilon$, with the lower and upper limits being V and $W/2$, respectively. For a generic distribution of energies, this becomes $\int_V^\infty (d\varepsilon/\varepsilon) \gamma_1(\varepsilon)$. Since the large logarithm comes from energies $\varepsilon \ll W$, one can replace here, to the

leading approximation, $\gamma_1(\varepsilon) \rightarrow \gamma_1(0) \equiv \langle \delta(\varepsilon) \rangle$. The same conclusion can be made by an inspection of the derivation of the condition for W_c by inspection of the convergence of the perturbative expansion as performed in Refs. [16] and [49] (see, in particular, the Supplemental Material of the latter paper). To take into account also fluctuations of the transition matrix elements M (at variance with the standard RRG model, where they are equal to a constant V), we note that the energies ε enter in the perturbative expansion always in a form of a ratio ε/M . This implies a replacement $V \langle \delta(\varepsilon) \rangle \rightarrow \langle \delta(\varepsilon/M) \rangle = \langle \delta(\varepsilon) \rangle \langle |M| \rangle = \gamma_1(0) \langle |M| \rangle$, yielding Eq. (89).

For the triangular distribution (75), we have

$$\gamma_1(0) = \frac{1}{2W}. \quad (90)$$

Further, the transition amplitude M , Eq. (76), has real (M_1) and imaginary (M_2) parts with equal Gaussian distributions: $M = M_1 + iM_2$ with

$$P(M_1, M_2) = \frac{1}{2\pi} e^{-\frac{1}{2}(M_1^2 + M_2^2)}, \quad (91)$$

so that

$$\langle |M| \rangle = \int \frac{dM_1 dM_2}{2\pi} |M| e^{-|M|^2/2} = \sqrt{\frac{\pi}{2}}. \quad (92)$$

Using Eqs. (90) and (92), we bring Eq. (89) for W_c to an explicit form

$$W_c = \sqrt{\frac{\pi}{2}} n(n-1) \ln \left(\sqrt{\frac{8}{\pi}} W_c \right). \quad (93)$$

Asymptotically (at $n \rightarrow \infty$), the solution of Eq. (93) is

$$W_c \simeq \sqrt{2\pi} n^2 \ln n \approx 2.51 n^2 \ln n. \quad (94)$$

Let us emphasize that this result corresponds to an RRG-like model inspired by spin quantum dot [in particular, with coordination number (61) determined by n] in the “thermodynamic limit” $N \rightarrow \infty$. Of course, in a true quantum-dot model, the Hilbert-space volume N is exponentially large but still finite and, furthermore, is also determined by n , namely, $N = 2^n$. We will return to the discussion of the effect of finite N below.

To get the critical behavior of the correlation volume N_ξ and of the IPR P_2 , we use Eqs. (38), (39) derived for the standard RRG model, with the modifications just discussed:

$$\frac{\sin x}{x} = \frac{f(W)}{f(W_c)}, \quad x = 2\sigma \ln \frac{1}{\gamma_1(0) \langle |M| \rangle}, \quad (95)$$

$$f(W) = \frac{W}{\ln \frac{1}{\gamma_1(0) \langle |M| \rangle}}.$$

Substitution of the solution σ in Eq. (87) yields N_ξ and P_2 .

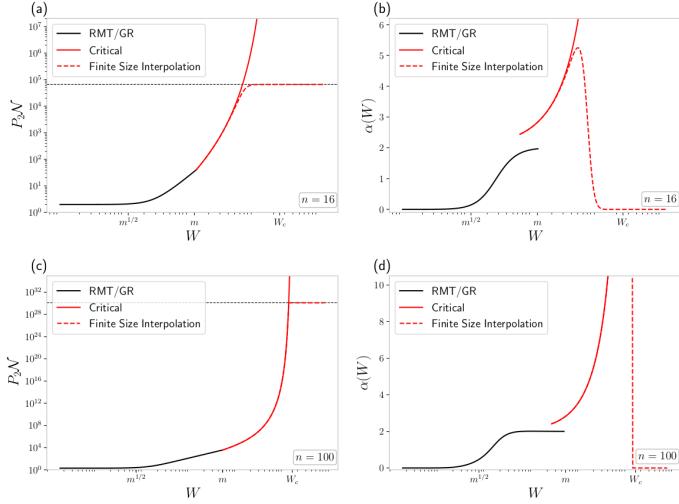


FIG. 11. RRG-like approximation for IPR P_2 in spin quantum dot. Black lines correspond to Golden-rule regimes (including RMT and self-consistent Golden rule), Sec. IV B, whereas red lines correspond to pre-critical and critical regimes, Sec. IV C. (a) NP_2 as function of disorder W for a quantum dot with $n = 16$ spins; (b) same data plotted as logarithmic derivative $\alpha(W)$, Eq. (49); (c), (d) same as (a), (b) but for $n = 100$. Red dashed lines are finite size interpolation (96) taking into account the finite size $N = 2^n$ of the Hilbert space.

In Fig. 11, the dependence of NP_2 on disorder W calculated in the RRG approximation is shown for $n = 16$ [panel (a)] and $n = 100$ [panel (c)]. Panel (b) and (d) display the corresponding logarithmic derivative $\alpha(W)$, Eq. (49). Curves in this figure are analogous to analytical curves in Figs. 2 and 3. Black lines are the Golden-rule result given by Eq. (86) in combination with Eqs. (79) and (85). Red lines represent the pre-critical and critical regime as given by Eq. (87) with σ calculated from Eq. (95). As in Sec. II B 3, the results in the pre-critical and critical regime are applicable as long as NP_2 is smaller than its maximal value N . Since $N = 2^n$ grows exponentially with n , while $m \sim n^2$ only as a power-law, this restriction does not prevent the system to go deeply into the critical regime for large n , as is seen in the panel (c) of Fig. 11, where the results for $n = 100$ are shown. In this case, the upper cutoff for NP_2 is as big as $2^{100} \approx 10^{30}$. On the other hand, for moderately large n accessible for exact diagonalization, such as $n = 16$, the upper cutoff intervenes much earlier. To illustrate this, we show by red dashed lines an interpolation

$$NP_2 = \left(\frac{1}{2^n} + \frac{1}{N_\xi} \right)^{-1}, \quad (96)$$

where N_ξ is calculated in the $N \rightarrow \infty$ limit as above. It is worth emphasizing that this interpolation is somewhat simplistic; if applied to a standard RRG model, it would yield a sharper crossover to the saturated value than the exact diagonalization (Fig. 2). A rigorous derivation of the crossover around the “finite-size transition point”

$W_*(N)$ in the RRG model remains a problem for future research.

D. Comparison of exact diagonalization and predictions of RRG-like approximations

We are now in a position to compare the exact-diagonalization results for the IPR in spin-quantum dot model (Sec. III) with the predictions of the RRG approximation, Sections IV B and IV C. This comparison of the corresponding curves $NP_2(W)$ is presented in Fig. 12.

First of all, we see that there is a very good agreement between the numerical (exact-diagonalization) and analytical (RRG-like approximation) results for NP_2 in the Golden-rule range, $W \leq m$. There is only a small (within $\sim 20\%$) systematic downward deviation of numerically obtained NP_2 from the analytical curve in a part of this regime. This implies that the Golden-rule width Γ is somewhat larger (again, within $\sim 20\%$) than its analytical value. We attribute this to the effect of single-spin-flip terms, which we have neglected in the analytical calculation; see a discussion in the end of Sec. IV B.

With further increase of W , i.e., in the precritical and critical regimes, $m < W < W_c$, a substantial difference emerges between the numerical data and the RRG-like approximation. Specifically, the numerical NP_2 increases considerably faster towards the maximum (localized) value $NP_2 = N$ than predicted by the analytical approximation. Importantly, this deviation becomes increasingly more pronounced with increasing n , suggesting that a large difference remains in the $n \rightarrow \infty$ limit. The same data are presented in the form of the logarithmic derivative $\alpha(W)$ in Fig. 13; this representation additionally emphasizes deviations.

Our results thus provide an indication that, while the RRG-like approximation describes very well the physics of the quantum-dot model in the Golden-rule range, $W < m$, it becomes much less accurate in the critical domain, $m < W < W_c$. Since the deviation of numerics in the range $W > m$ in the direction of stronger localization, our results indicate that the critical disorder of the quantum-dot model satisfies $m < W_c < W_c^{\text{RRG}}$. These conclusions are in full agreement with the results of Ref. [11] implying that [see Eq. (4)]

$$W_c \sim m \ln^\mu m, \quad \mu \leq 1. \quad (97)$$

Our numerical data suggest that $0 \leq \mu \leq 1$. If the exponent μ has the same value $\mu = 1$ as in the RRG model (the scenario suggested by the right panel of Fig. 8; see a discussion in Sec. III), a prefactor in Eq. (97) for the quantum dot should be considerably smaller than for the associated RRG-like model, so that $W_c < W_c^{\text{RRG}}$.

Substantial difference between the quantum-dot model and RRG approximation in the critical region can be attributed to the effect of correlations between transition matrix elements that are discarded in the RRG approximation [11], see a discussion in Sec. I D. Whether the

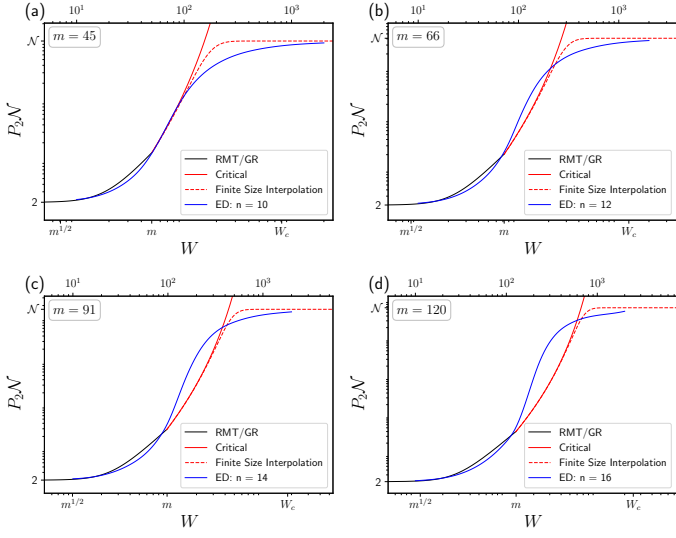


FIG. 12. Spin quantum dot: comparison between exact-diagonalization numerics for NP_2 (Sec. (III), Fig. 8) and RRG-like approximation Sections IV B and IV C, Fig. 11). (a) $n = 10$, (b) $n = 12$, (c) $n = 14$, (d) $n = 16$. The coordination number $m = n(n - 1)/2$ is indicated on each panel.

critical behavior in the quantum-dot model is the same as in the RRG model (and, if not, how essential are differences) remains an important open question.

A part of our analysis in Sec. IV bears similarity with the investigation of a fermionic (Majorana) quantum dot in Ref. [59], where the RRG-like approximation was derived as an effective-medium approximation within the supersymmetric field-theory formalism. A very good agreement between the results of this approximation and exact-diagonalization data in the Golden-rule regime (“regime III” in notations of Ref. [59]) was found there, in full consistency with our findings. The pre-critical and critical regimes were not analyzed in Ref. [59]. (In fact, these regimes are essentially not accessible by exact diagonalization for a fermionic quantum dot, as we discussed in the beginning of Sec. IV.) It is also worth mentioning that the Golden-rule regime was classified as “non-ergodic” in Ref. [59]. This is a misleading terminology: there is a full hybridization of states within the energy window Γ (Golden-rule width) containing a macroscopically large number of states (resulting in the Wigner-Dyson level statistics and in the IPR (70)), which is in full correspondence to the standard notion of ergodicity in statistical physics. This terminological issue was corrected by the authors of Ref. [59] in a subsequent publication, Ref. [60].

V. SUMMARY AND OUTLOOK

Summarizing, we have studied, both analytically and numerically, the transition from ergodicity to localization in the large-connectivity RRG model (that serves as a toy

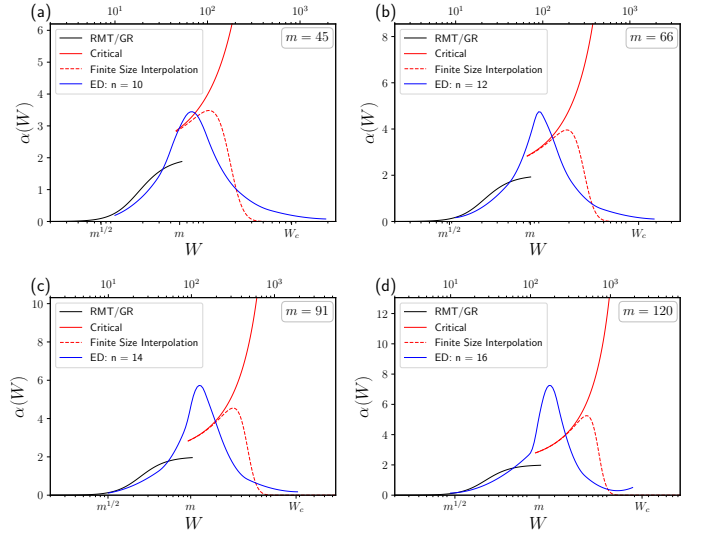


FIG. 13. Same as Fig. 12 in the form of a logarithmic derivative, $\alpha(W)$, Eq. (49).

model for MBL transitions in the Fock space of many-body quantum dots) as well as in two (fermionic and spin) quantum dot models. The most salient results of this work are as follows.

1. We have analytically explored the ergodicity-to-localization transition in the RRG model with large connectivity m (Sec. II B). For this purpose, we have extended the previous analytical treatment (based on the supersymmetric field theory) to the case of $m \gg 1$. Specifically, we studied the evolution of the IPR P_2 with increasing disorder W , in the whole range of W . We have shown that, for large m , this evolution includes the RMT, Golden-rule, pre-critical, critical, and localized regimes, and calculated analytically P_2 in all of them.
2. For the $m = 200$ RRG model, we have complemented the purely analytical treatment by a numerical solution of the (analytically derived) self-consistency equation by population dynamics (Sec. II D). This has allowed us to study numerically systems with correlation volume as large as $N \sim 10^{13}$, thus reaching the critical regime, $W_c/2 < W < W_c$. The population-dynamics results are in excellent agreement with those of the purely analytical study.
3. We have carried out exact diagonalization of the RRG model with the coordination number up to $m = 200$, and evaluated the ensemble-averaged IPR as a function of disorder, covering the whole evolution from the ergodic to the localized phase (Sec. II C). For large m , we find an excellent agreement with the analytical predictions of Sec. II B. In view of limitations on the system size N , the exact diagonalization does not allow one to probe

the “critical metal” regime for large m (such as $m = 100$ or $m = 200$), since in the corresponding disorder range $W_c/2 < W < W_c$ the correlation volume N_ξ becomes much larger than N . At the same time, the exact diagonalization permits us to proceed sufficiently far into the pre-critical regime, $m < W < W_c/2$, for these values of m .

4. We have performed an exact-diagonalization investigation of two models of many-body quantum dots: a fermionic quantum dot, with random interactions of all quartets of fermionic orbitals, and a spin quantum dot, with random interactions of all pairs of spins (Sec. III). Exploring the evolution of the level statistics and of the IPR, we have found that the transition from the ergodicity to localization becomes sharper with increasing number n of fermionic orbitals (respectively, spins). Thus, exact-diagonalization data provide an evidence of a true phase transition in the large- n limit, i.e., $\Delta \ln W_c(n) \rightarrow 0$. Our results further support the analytically predicted scaling of the transition point $W_c(n)$ with n , Eqs. (2) and (4). While a limited range of n accessible to exact diagonalization makes it difficult to make a clear conclusion on the power μ of logarithm in these formulas, the data are consistent with its upper limit, $\mu = 1$, as in the RRG model.
5. Extending the results of Sec. IIB), we have constructed an RRG-like approximation for the spin-quantum-dot model (Sec. IV). This approximation fully takes into account the structure of the Hilbert space and the statistics of random energies in the spin-quantum-dot model but discards correlations between transition matrix elements. Comparing NP_2 calculated within this approximation with the results of exact-diagonalization, we find a good agreement in the Golden-rule range, $W < m$. At the same time, substantial deviations emerge closer to the transition point, i.e., in the pre-critical and critical regimes. (Here we use the RRG terminology; it is not fully clear at this stage whether there is a well-defined pre-critical regime between the Golden-rule and the critical regimes in quantum-dot models.) Specifically, a stronger tendency to localization is found in the spin-quantum-dot model in comparison to the RRG approximation. This is consistent with the fact that the RRG-like approximation neglects correlations between matrix elements on links of the effective graph in the many-body space, thus overestimating delocalization effects.

This work paves a way to addressing a number of challenging open questions in the physics of the MBL transition. Before closing the paper, we briefly discuss some of them. While our discussion of genuine many-body problems focussed on quantum-dot models (that have a particularly close connection to RRG), we expect the ideas

and results reported in this work will be useful also for better understanding the MBL transition in systems with real-space structure.

- Developing a controllable analytical theory for the pre-critical and critical regimes in the quantum-dot models remains a challenging problem. This may also be expected to be an important step towards understanding of the MBL transition in systems with spatial structure (including one-dimensional systems, which attract particular attention). In fact, such models may exhibit more complex MBL physics, in view of the effects of rare anomalously ergodic or anomalously localized spatial regions. At the same time, a large body of recent work shows that the Fock-space view (including properties of many-body eigenstates and associated matrix elements and resonances) is very useful also for systems with spatial structures and that there are many analogies in this respect between them, quantum-dot models, and RRG models [9, 32, 43, 56, 65–69].
- It will be very useful to perform a further study of the RRG-like models inspired by quantum dots, including the analytical, population-dynamics, and exact-diagonalization treatment and comparison between them. Furthermore, a comparison to exact diagonalization for genuine quantum-dot models will help one to understand better the role of correlations discarded in the RRG-like approximation.
- As we have demonstrated, when the coordination number m increases, it becomes increasingly more difficult to reach the critical regime by exact diagonalization. Thus, many-body models with not so large m are advantageous if one wants to address numerically the critical regime. From this point of view, it will be interesting to extend the analysis performed in this work to a version of the spin-quantum-dot model in which only single-spin-flip processes are allowed (so that $m = n$). Such a model was recently considered in Ref. [56], with a focus on level statistics observables. While the systems treated there by exact diagonalization were relatively small ($n \leq 12$), the data suggest a sharp Fock-space MBL transition in this model. We foresee that future work could address the eigenfunctions statistics in this model, or some variation of it, by analytical and numerical means (with a somewhat larger size of systems treated numerically in comparison to Ref. [56]).
- When analyzing properties of eigenstates, we focussed in this work on the average IPR. While this is a primary eigenstate observable characterizing the evolution from ergodicity to localization, it is interesting to consider a broader class of observables describing eigenstate correlations [9, 28, 32].

ACKNOWLEDGEMENT

J.-N.H., J.F.K., and A.D.M. acknowledge support by the Deutsche Forschungsgemeinschaft (DFG) via the

grant MI 658/14-1. K.S.T. acknowledges support by RFBR under the grant 20-52-12034.

-
- [1] P. W. Anderson, Absence of diffusion in certain random lattices, *Phys. Rev.* **109**, 1492 (1958).
 - [2] F. Evers and A. D. Mirlin, Anderson transitions, *Reviews of Modern Physics* **80**, 1355 (2008).
 - [3] I. Gornyi, A. Mirlin, and D. Polyakov, Interacting electrons in disordered wires: Anderson localization and low-T transport, *Physical Review Letters* **95**, 206603 (2005).
 - [4] D. Basko, I. Aleiner, and B. Altshuler, Metal-insulator transition in a weakly interacting many-electron system with localized single-particle states, *Annals Of Physics* **321**, 1126 (2006).
 - [5] R. Nandkishore and D. A. Huse, Many-body localization and thermalization in quantum statistical mechanics, *Annu. Rev. Condens. Matter Phys.* **6**, 15 (2015).
 - [6] F. Alet and N. Laflorencie, Many-body localization: An introduction and selected topics, *Comptes Rendus Physique* **19**, 498 (2018).
 - [7] D. A. Abanin, E. Altman, I. Bloch, and M. Serbyn, Colloquium: Many-body localization, thermalization, and entanglement, *Reviews of Modern Physics* **91**, 021001 (2019).
 - [8] S. Gopalakrishnan and S. Parameswaran, Dynamics and transport at the threshold of many-body localization, *Physics Reports* **862**, 1 (2020).
 - [9] K. S. Tikhonov and A. D. Mirlin, From anderson localization on random regular graphs to many-body localization, *Annals of Physics* **435**, 168525 (2021).
 - [10] V. Ros, M. Müller, and A. Scardicchio, Integrals of motion in the many-body localized phase, *Nuclear Physics B* **891**, 420 (2015).
 - [11] I. Gornyi, A. Mirlin, D. Polyakov, and A. Burin, Spectral diffusion and scaling of many-body delocalization transitions, *Annalen der Physik* **529**, 1600360 (2017).
 - [12] K. Agarwal, E. Altman, E. Demler, S. Gopalakrishnan, D. A. Huse, and M. Knap, Rare-region effects and dynamics near the many-body localization transition, *Ann. Phys. (Berl.)* **529**, 1600326 (2016).
 - [13] T. Thiery, F. Huveneers, M. Müller, and W. De Roeck, Many-body delocalization as a quantum avalanche, *Phys. Rev. Lett.* **121**, 140601 (2018).
 - [14] P. T. Dumitrescu, A. Goremykina, S. A. Parameswaran, M. Serbyn, and R. Vasseur, Kosterlitz-Thouless scaling at many-body localization phase transitions, *Phys. Rev. B* **99**, 094205 (2019).
 - [15] A. Morningstar, D. A. Huse, and J. Z. Imbrie, Many-body localization near the critical point, *Phys. Rev. B* **102**, 125134 (2020).
 - [16] B. L. Altshuler, Y. Gefen, A. Kamenev, and L. S. Levitov, Quasiparticle lifetime in a finite system: A nonperturbative approach, *Physical Review Letters* **78**, 2803 (1997).
 - [17] K. Tikhonov and A. Mirlin, Fractality of wave functions on a cayley tree: Difference between tree and locally tree-like graph without boundary, *Phys. Rev. B* **94**, 184203 (2016).
 - [18] M. Sonner, K. S. Tikhonov, and A. D. Mirlin, Multifractality of wave functions on a Cayley tree: From root to leaves, *Phys. Rev. B* **96**, 214204 (2017).
 - [19] G. Biroli, A. Ribeiro-Teixeira, and M. Tarzia, Difference between level statistics, ergodicity and localization transitions on the bethe lattice, *arXiv:1211.7334* (2012).
 - [20] A. De Luca, B. Altshuler, V. Kravtsov, and A. Scardicchio, Anderson localization on the Bethe lattice: nonergodicity of extended states, *Physical Review Letters* **113**, 046806 (2014).
 - [21] K. Tikhonov, A. Mirlin, and M. Skvortsov, Anderson localization and ergodicity on random regular graphs, *Phys. Rev. B* **94**, 220203 (2016).
 - [22] I. García-Mata, O. Giraud, B. Georgeot, J. Martin, R. Dubertrand, and G. Lemarié, Scaling theory of the Anderson transition in random graphs: ergodicity and universality, *Physical Review Letters* **118**, 166801 (2017).
 - [23] F. L. Metz and I. P. Castillo, Level compressibility for the Anderson model on regular random graphs and the eigenvalue statistics in the extended phase, *Phys. Rev. B* **96**, 064202 (2017).
 - [24] G. Biroli and M. Tarzia, Delocalized glassy dynamics and many-body localization, *Phys. Rev. B* **96**, 201114 (2017).
 - [25] V. Kravtsov, B. Altshuler, and L. Ioffe, Non-ergodic delocalized phase in Anderson model on Bethe lattice and regular graph, *Annals of Physics* **389**, 148 (2018).
 - [26] G. Biroli and M. Tarzia, Delocalization and ergodicity of the Anderson model on Bethe lattices, *arXiv:1810.07545* (2018).
 - [27] S. Bera, G. De Tomasi, I. M. Khaymovich, and A. Scardicchio, Return probability for the Anderson model on the random regular graph, *Phys. Rev. B* **98**, 134205 (2018).
 - [28] K. S. Tikhonov and A. D. Mirlin, Statistics of eigenstates near the localization transition on random regular graphs, *Phys. Rev. B* **99**, 024202 (2019).
 - [29] K. S. Tikhonov and A. D. Mirlin, Critical behavior at the localization transition on random regular graphs, *Phys. Rev. B* **99**, 214202 (2019).
 - [30] I. García-Mata, J. Martin, R. Dubertrand, O. Giraud, B. Georgeot, and G. Lemarié, Two critical localization lengths in the Anderson transition on random graphs, *Phys. Rev. Research* **2**, 012020 (2020).
 - [31] S. Roy and D. E. Logan, Localization on certain graphs with strongly correlated disorder, *Phys. Rev. Lett.* **125**, 250402 (2020).
 - [32] K. S. Tikhonov and A. D. Mirlin, Eigenstate correlations around the many-body localization transition, *Phys. Rev. B* **103**, 064204 (2021).
 - [33] I. García-Mata, J. Martin, O. Giraud, B. Georgeot, R. Dubertrand, and G. Lemarié, Critical properties of the anderson transition on random graphs: Two-parameter scaling theory, kosterlitz-thouless type flow, and many-body localization, *Phys. Rev. B* **106**, 214202 (2022).

- [34] P. Sierant, M. Lewenstein, and A. Scardicchio, Universality in anderson localization on random graphs with varying connectivity, arXiv:2205.14614 (2022).
- [35] O. Valba and A. Gorsky, Mobility edge in the anderson model on partially disordered random regular graphs, JETP LETTERS **116**, 398 (2022).
- [36] A. Mirlin and Y. V. Fyodorov, Universality of level correlation function of sparse random matrices, Journal of Physics A: Mathematical and General **24**, 2273 (1991).
- [37] Y. V. Fyodorov and A. D. Mirlin, Localization in ensemble of sparse random matrices, Physical Review Letters **67**, 2049 (1991).
- [38] Y. V. Fyodorov, A. D. Mirlin, and H.-J. Sommers, A novel field theoretical approach to the Anderson localization: sparse random hopping model, Journal de Physique I **2**, 1571 (1992).
- [39] A. L. Burin, Energy delocalization in strongly disordered systems induced by the long-range many-body interaction, arXiv:cond-mat/0611387 (2006).
- [40] N. Y. Yao, C. R. Laumann, S. Gopalakrishnan, M. Knap, M. Mueller, E. A. Demler, and M. D. Lukin, Many-body localization in dipolar systems, Physical Review Letters **113**, 243002 (2014).
- [41] D. B. Gutman, I. V. Protopopov, A. L. Burin, I. V. Gornyi, R. A. Santos, and A. D. Mirlin, Energy transport in the Anderson insulator, Phys. Rev. B **93**, 245427 (2016).
- [42] A. L. Burin, Many-body delocalization in a strongly disordered system with long-range interactions: Finite-size scaling, Phys. Rev. B **91**, 094202 (2015).
- [43] K. S. Tikhonov and A. D. Mirlin, Many-body localization transition with power-law interactions: Statistics of eigenstates, Phys. Rev. B **97**, 214205 (2018).
- [44] S. Gopalakrishnan and D. A. Huse, Instability of many-body localized systems as a phase transition in a non-standard thermodynamic limit, Physical Review B **99**, 134305 (2019).
- [45] P. Jacquod and D. Shepelyansky, Emergence of quantum chaos in finite interacting Fermi systems, Physical Review Letters **79**, 1837 (1997).
- [46] A. D. Mirlin and Y. V. Fyodorov, Localization and fluctuations of local spectral density on treelike structures with large connectivity: Application to the quasiparticle line shape in quantum dots, Phys. Rev. B **56**, 13393 (1997).
- [47] P. Silvestrov, Decay of a quasiparticle in a quantum dot: The role of energy resolution, Physical Review Letters **79**, 3994 (1997).
- [48] P. Silvestrov, Chaos thresholds in finite Fermi systems, Physical Review E **58**, 5629 (1998).
- [49] I. Gornyi, A. Mirlin, and D. Polyakov, Many-body delocalization transition and relaxation in a quantum dot, Physical Review B **93**, 125419 (2016).
- [50] B. Georgeot and D. L. Shepelyansky, Breit-Wigner width and inverse participation ratio in finite interacting Fermi systems, Physical Review Letters **79**, 4365 (1997).
- [51] X. Leyronas, P. Silvestrov, and C. Beenakker, Scaling at the chaos threshold for interacting electrons in a quantum dot, Physical Review Letters **84**, 3414 (2000).
- [52] D. Shepelyansky, Quantum chaos and quantum computers, Physica Scripta **2001**, 112 (2001).
- [53] P. H. Song, Scaling near the quantum chaos border in interacting Fermi systems, Phys. Rev. E **62**, R7575 (2000).
- [54] P. Jacquod and I. Varga, Duality between the weak and strong interaction limits of deformed fermionic two-body random ensembles, Phys. Rev. Lett. **89**, 134101 (2001).
- [55] A. M. Rivas, E. R. Mucciolo, and A. Kamenev, Numerical study of quasiparticle lifetime in quantum dots, Physical Review B **65**, 155309 (2002).
- [56] V. B. Bulchandani, D. A. Huse, and S. Gopalakrishnan, Onset of many-body quantum chaos due to breaking integrability, Phys. Rev. B **105**, 214308 (2022).
- [57] A. M. García-García, B. Loureiro, A. Romero-Bermúdez, and M. Tezuka, Chaotic-integrable transition in the sachdev-ye-kitaev model, Phys. Rev. Lett. **120**, 241603 (2018).
- [58] T. Micklitz, F. Monteiro, and A. Altland, Nonergodic extended states in the Sachdev-Ye-Kitaev model, Physical Review Letters **123**, 125701 (2019).
- [59] F. Monteiro, T. Micklitz, M. Tezuka, and A. Altland, Minimal model of many-body localization, Physical Review Research **3**, 013023 (2020).
- [60] F. Monteiro, M. Tezuka, A. Altland, D. A. Huse, and T. Micklitz, Quantum ergodicity in the many-body localization problem, Phys. Rev. Lett. **127**, 030601 (2021).
- [61] S. Åberg, Onset of chaos in rapidly rotating nuclei, Physical Review Letters **64**, 3119 (1990).
- [62] S. Åberg, Quantum chaos and rotational damping, Progress in Particle and Nuclear Physics **28**, 11 (1992).
- [63] A. D. Mirlin and Y. V. Fyodorov, Localization transition in the Anderson model on the Bethe lattice: spontaneous symmetry breaking and correlation functions, Nuclear Physics B **366**, 507 (1991).
- [64] R. Abou-Chacra, D. Thouless, and P. Anderson, A self-consistent theory of localization, Journal of Physics C: Solid State Physics **6**, 1734 (1973).
- [65] M. Serbyn, Z. Papić, and D. A. Abanin, Thouless energy and multifractality across the many-body localization transition, Physical Review B **96**, 104201 (2017).
- [66] N. Macé, F. Alet, and N. Laflorencie, Multifractal scalings across the many-body localization transition, Phys. Rev. Lett. **123**, 180601 (2019).
- [67] M. Tarzia, Many-body localization transition in hilbert space, Physical Review B **102**, 014208 (2020).
- [68] S. Roy and D. E. Logan, Fock-space anatomy of eigenstates across the many-body localization transition, Phys. Rev. B **104**, 174201 (2021).
- [69] P. J. D. Crowley and A. Chandran, A constructive theory of the numerically accessible many-body localized to thermal crossover, SciPost Phys. **12**, 201 (2022).