

Conversation Style Transfer using Few-Shot Learning

Shamik Roy* Raphael Shu Nikolaos Pappas Elman Mansimov
Yi Zhang Saab Mansour Dan Roth
AWS AI Labs

Abstract

Conventional text style transfer approaches focus on sentence-level style transfer without considering contextual information, and the style is described with attributes (e.g., formality). When applying style transfer in conversations such as task-oriented dialogues, existing approaches suffer from these limitations as context can play an important role and the style attributes are often difficult to define in conversations. In this paper, we introduce conversation style transfer as a few-shot learning problem, where the model learns to perform style transfer by observing only a few example dialogues in the target style. We propose a novel in-context learning approach to solve the task with style-free dialogues as a pivot. Human evaluation shows that by incorporating multi-turn context, the model is able to match the target style while having better appropriateness and semantic correctness compared to utterance/sentence-level style transfer. Additionally, we show that conversation style transfer can also benefit downstream tasks. For example, in multi-domain intent classification tasks, the F1 scores improve after transferring the style of training data to match the style of the test data.

1 Introduction

Recent advances in neural dialogue models (Gao et al., 2018; Zhang et al., 2020; Ni et al., 2022) enabled the handling of complex conversational scenarios. However, one key challenge that still remains in conversational AI is to obtain the desired conversation style. Conversations in nature are dynamic and the style requirement of utterances in a conversation depends on many factors including domain (e.g., banking vs restaurant), situation (e.g., conversation with someone angry vs depressed), the speaker demographics (e.g., senior vs younger) among others, making style transfer of the whole conversation more challenging compared to style transfer of a single utterance.

*Correspondence to royshami@amazon.com

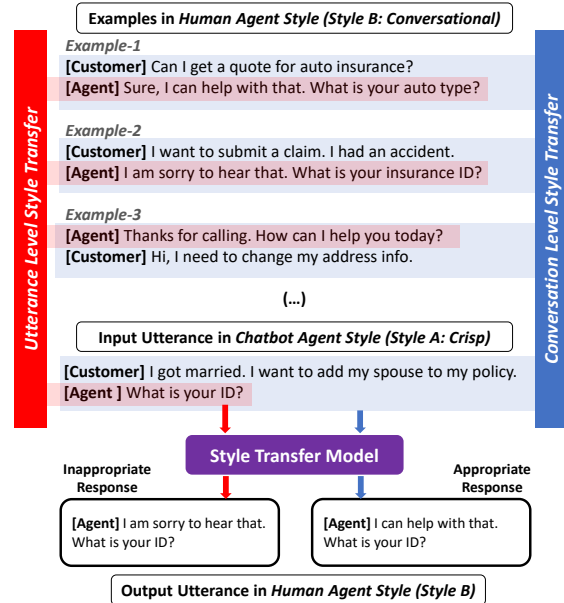


Figure 1: Transferring the style of an utterance from chatbot to human agent style based on three utterance-level (single-turn) and conversation-level (multi-turn) examples as input. Additional conversational context helps the style transfer model to yield a more appropriate response as the dialogue contains useful information that can be leveraged during the generation process.

Existing studies on Text Style Transfer (TST) focus on transferring the style at the sentence level from one known style to another (Pavlick and Tetreault, 2016; Rao and Tetreault, 2018; Niu et al., 2018; Wang et al., 2019; Briakou et al., 2021) by ignoring contextual information, such as the previous turns in a conversation. However, as demonstrated in Figure 1, the context plays an important role in defining conversation style.

In this paper, we explore a novel task: *few-shot learning for conversation style transfer*. Here, a style transfer model is expected to convert the style of an input conversation based on a few example conversations in the target style. This is in contrast with the common methodologies in TST, where the style is assumed to be describable with known

Example conversations	Average politeness	Intuitive style attributes
CHIPOTLE [Customer] \$3 burritos and I'm nowhere near a Chipotle [Agent] Bummer. I'm so sorry. How far away is the closest location? -Becky	0.51	Friendly, Conversational, Not-impolite
COMCAST [Customer] My internet is down and xfinity talkin about 24-72 hours... y'all have the game messed up. [Agent] I understand this is a frustrating experience, please send a DM with your account information so I can look into this matter for you	0.77	Formal, Task-oriented
VIRGINTRAINS [Customer] See attached error message. I've tried leaving a voicemail several times in the past week. [Agent] Have you tried from another device?	0.50	Direct, To-the-point, Bot-like

Table 1: Example of conversations of customer care agents from the TWCS dataset that show the limitation of style definitions using fixed attributes, here Politeness. Chipotle and VirginTrains customer care agents get roughly the same politeness score by an off-the-shelf politeness classifier (Danescu-Niculescu-Mizil et al., 2013), however, intuitively their style attributes are different as shown in the third column.

and well-defined attributes (e.g., politeness, friendliness) (Zhang et al., 2018; Madaan et al., 2020; Reif et al., 2022). For conversations, defining such attributes is challenging due to the dynamic nature and domain dependency. Also, the style of a conversation may be a combination of many attributes. Examples from the TWCS dataset (Axelbrooke, 2017) in Table 1 show that the agent responses from Chipotle and VirginTrains services are identified to have similar politeness scores by an off-the-shelf politeness classifier (Danescu-Niculescu-Mizil et al., 2013), however, their actual styles are drastically different upon a closer look.

Our proposed *few-shot conversation style transfer* task addresses several key challenges. Firstly, the interpretation of style attributes of the source/-target dialogues is no longer required rather the style is defined solely through a few example dialogues. Secondly, it does not require parallel data in the form of source-to-target pairs, which is expensive and difficult to collect. Finally, conversation style transfer is performed with only a few example dialogues in the target style. In this paper, we show that transferring the conversation style in such a setting helps downstream applications such as chatbot personalization and domain adaptation for training.

Tailored for the proposed few-shot learning problem, we propose a novel method based on in-context learning (Brown et al., 2020). We propose to perform source-to-target style transfer with style-free dialogues as pivots. In this approach, we first prompt pre-trained large language models (LLMs)

to perform style reduction on source dialogue, then use another set of prompts to rewrite the style-free dialogue to match the target style (Figure 2).

To accurately and efficiently evaluate the quality of conversation style transfer using different models, we conduct human evaluation on style strength, appropriateness, and semantic correctness. The appropriateness assessment is unique to conversation style transfer, which evaluates whether the transferred utterances are out-of-context. Appropriateness is critical for Task-Oriented Dialogue (TOD) applications as inappropriate responses (as shown in Figure 1) can result in degraded user experience. As supplementary metrics, we report automatic scores on classifier-based style strength and semantic similarity. We observe that utterance-level style transfer without contextual information can achieve the highest style strength scores, however, results in low appropriateness and low semantic correctness. On the other hand, by including contextual information, although, with lower style strength, the transferred utterances are more appropriate and semantically correct.

Conversation style transfer can be applied in downstream tasks as a data augmentation or domain adaptation technique. We perform an extrinsic evaluation of style transfer in such a setting for intent classification task, where the training and test data for the task are from different style domains. We apply few-shot conversation style transfer on the training data to convert it to the test style before training. As a result, we observe improvement in intent classification F1 scores across three domains, demonstrating the usefulness of style transfer of conversations in such downstream applications.

2 Problem Formulation: Few-Shot Conversation Style Transfer

In this section, we propose the novel task of conversation style transfer, based on a few non-parallel examples, that does not rely on style attribute definitions (an example is illustrated in Figure 1). Given a conversation in source style A and a few shot non-parallel conversations in target style B, the task is to transfer the style of the conversation in source style A to style B. We address the following limitations of the state-of-the-art models in this task.

Few-shot availability of the target style examples: Most of the existing works in style transfer assume that a large amount of text is available in the target style to train a model (Niu et al., 2018;

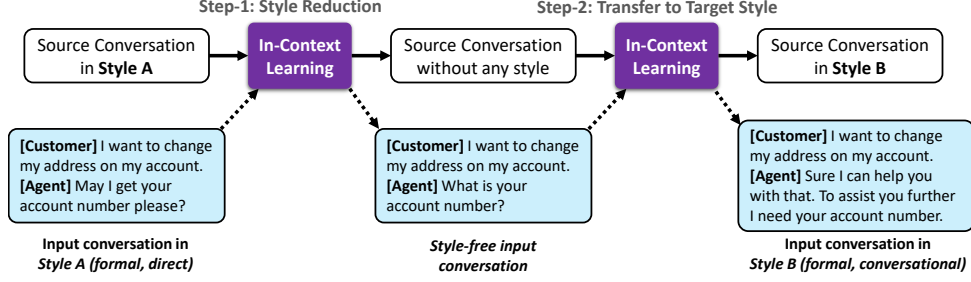


Figure 2: The proposed two-step in-context learning-based approach for conversation style transfer: (*Step 1*) The style in the source conversation is reduced and it is converted to a style-free conversation. (*Step 2*) The style-free conversation is converted to the target style. Both conversion steps are learned in context.

Wang et al., 2019; Zhang et al., 2018; Briakou et al., 2021; Madaan et al., 2020; Cheng et al., 2020; Reif et al., 2022). But this assumption may not hold in real-world settings. Hence, we limit target style data availability to a few dialogues.

Style transfer to arbitrary style: Existing works explicitly define style attributes (e.g., politeness) and transfer a text with a *known* style attribute to a style with another *known* attribute, for example, impolite to polite (Madaan et al., 2020). However, the style of a conversation can be difficult to define with a fixed set of attributes as shown in Table 1, and conversation style may be a combination of many attributes as conversations are dynamic. Hence, we study the problem of style transfer of conversations where the style attributes of the source and the target styles are *not necessarily known*.

Non-parallel examples: To train a model for transferring the style of a conversation from a source to a target style with a few examples, ideally, we want parallel conversations in the source and the target styles (Reif et al., 2022; Suzgun et al., 2022). However, parallel data is difficult to obtain and scale to many styles (including out-of-domain styles) due to challenges in determining conversational style attributes and stylizing conversations. Hence, we assume access to a few examples in the source and the target styles that are *not parallel*.

Evaluation criteria: A successful conversation style transfer model is expected to produce dialogues matching the target style, while preserving the original semantics and appropriateness of the turns. So in this paper, we evaluate our models on the following metrics.

- **Style strength:** Following previous studies (Reif et al., 2022; Han et al., 2022) we evalu-

ate the target style strength of utterances produced by a style transfer model. The style strength scores are higher if the transferred utterances match the target style.

- **Semantic correctness:** In the context of TODs, we define semantic correctness as the preservation of intents in style-transferred conversations.
- **Appropriateness of response:** Appropriateness of response can be defined as the coherence of a response given the previous turns in a conversation. This is required in TODs to prevent the style-transferred utterances in a dialogue from being out-of-context.

Positive and negative examples of these metrics are shown in Table 2.

3 In-Context Learning for Conversation Style Transfer

In this section, we propose a novel in-context learning based method using large language models (LLMs) for few-shot conversation style transfer. The method is illustrated in Figure 2.

3.1 In-context learning with non-parallel examples in source and target styles

To tackle the problem of the unavailability of parallel conversations in source and target styles (as described in Section 2), in this paper, we propose a cheaper alternative solution, which prompts the language models with dialogues in one style and their style-free versions. Previous work by Madaan et al. (2020) showed the effectiveness of style transfer after reducing the source text to a style-free format and then converting the style-free format to the target style (although they relied on large amount of training data for the purpose). Inspired from these

Chatbot Style (Crisp/Direct)		Human Style (Conversational)	
Source Conversation	Style Transferred v1	Style Transferred v2	Style Transferred v3
[Customer] I had an accident and I want to file an auto insurance claim. [Agent] What is your insurance number?	[Customer] I had an accident and I want to file an auto insurance claim. [Agent] I am sorry to hear that. Can I get your insurance number?	[Customer] I had an accident and I want to file an auto insurance claim. [Agent] I am happy to hear that. Can I get your insurance number?	[Customer] I had an accident and I want to file an auto insurance claim. [Agent] Can I get my insurance number?
Human Style Strength: Low Appropriate? - Yes	Human Style Strength: High Appropriate? - Yes Semantically Correct? - Yes	Human Style Strength: High Appropriate? - No Semantically Correct? - Yes	Human Style Strength: Low Appropriate? - Yes Semantically Correct? - No

Table 2: Example of style transfer evaluation metrics - *style strength*, *appropriateness*, and *semantic correctness*, by comparing three style transferred versions of the same agent utterance. Inappropriate and semantically incorrect segments of the generated utterances are marked in red.

intuitions we break down the task of style transfer in the following two steps.

1. **Style Reduction:** In this step, we use an in-context learning method using LLMs to reduce the source conversation to a style-free form. As a result, we need parallel examples only in the form (C_A, C') for prompting LLMs, where C_A is a conversation in source style A and C' is the style free form of C_A .
2. **Transfer to the Target Style:** In this step, we use another in-context learning step where we convert the style-free input conversation to the target style. This step also requires parallel examples only in the form (C', C_B) , where C_B is a conversation in target style B and C' is the style free form of C_B .

We use human supervision to construct the parallel $(C_{A/B}, C')$ examples. Note that, it is easier for humans to rewrite a conversation in a style-free format as it omits the requirement of having knowledge about the target style. Prompt structures and examples for in-context learning for the above two steps can be found in Appendix A.

3.2 Dynamic Prompt Selection

Conversations are dynamic and the style of a response depends on the situation as shown in Figure 1. Hence, the same set of few-shot examples may not work best as training examples for all test conversations as the situations and respective styles may be different (e.g., different styles are expected when responding to someone distressed vs happy). To resolve this, we propose a dynamic prompt selection technique (Reif et al., 2022; Han et al., 2022) for style transfer where semantically similar examples to a test conversation are retrieved and used as few-shot training examples in the prompt. We first concatenate all utterances of a participant in

a conversation sequentially. Then we use a sentence transformer (Reimers and Gurevych, 2019) designed for semantic search to encode the concatenated utterances to get a semantic meaning-based embedding. For each test conversation, we measure the cosine similarity between the embedding of the test conversation and all of the available few-shot training conversations. We select the top-k semantically similar few-shot examples for the test conversation during prompting. The more semantically similar conversation appears later in the prompt to place it closer to the test conversation. The effectiveness of this approach is examined by comparing it with random prompt example selection method in Section 4.

3.3 Baseline: Utterance level style transfer

Existing works study style transfer at the utterance level with in-context learning (Reif et al., 2022; Suzgun et al., 2022), hence, we use utterance-level style transfer as a baseline. We transfer the style of the utterances of one party in a dialogue utterance by utterance using the same procedure described above. For dynamic prompt selection, we measure semantic similarity between single utterances instead of concatenating all utterances of a participant in a dialogue. As existing models are either applicable to utterance level only (Riley et al., 2021) or require a lot of training data (Madaan et al., 2020) for style transfer, they are not applicable in conversation style transfer in a few-shot setting.

4 Experiments

In this section, we present the evaluation setup and the results of the proposed approaches on style transfer quality including style strength, appropriateness, and semantic correctness. Then, we show the evaluation results of applying the approach on a downstream task, namely intent classification.

Styles	Avg. agent turns / conv.	Avg. words / agent turn (Crispness)	Vocabulary size (Diversity)
H_1	35.84 (± 9.6)	11.62 (± 8.9)	6529
B	5.23 (± 3.3)	6.55 (± 1.8)	142
H_2	2.64 (± 0.8)	11.55 (± 6.3)	1698

Table 3: Quantitative differences among styles H_1 , H_2 , and B . Human agents (H_1 , H_2) are more conversational and use diverse words compared to bots (B). The bot style is very crisp and to-the-point. Apart from these properties, in human style, H_2 agents sign their names at the end of the response 98% of the time.

Styles	High PMI style indicator lemmas
H_1	mister, alright, sorry, kindly, bye, mhm, uh, um, worry, huh, morning, pleasure, sir, goodbye, yes, fine, ok, afternoon, great, yeah, perfect, oh, sure, thank, glad
B	please, welcome, hello
H_2	cool, inconvenience, apology, wow, totally, fan, asap, frustrating, unfortunately, hey, disappointing, awesome, troubling, guy, shoot, gonna, ah, gotcha, friend, love, appreciate, bumner, happy, definitely, hope

Table 4: High PMI style indicator lemmas for each style domain (details on PMI calculation can be found in Appendix B.1). We can observe that chatbots (B) are crisp and do not use many non-topic-specific words. Mostly formal words are used in human style H_1 , and many informal and friendly words (e.g., bumner) are used in human style H_2 . Example conversations of each style can be found in Appendix B.

4.1 Setup

Dataset: Given that our focus is on TODs, we extract conversations from the following two TOD datasets for studying style transfer.

- **TWCS dataset** (Axelbrooke, 2017): Contains real-life human customer care agent dialogues with customers of different companies.
- **Cross-domain conversational data from DSTC11 intent induction track¹**: Contains human-to-human (human agents) and human-to-bot (bot agents) dialogues.

To study style transfer, we select human agents dialogues (addressed as H_1) and bot agents dialogues (addressed as B) from DSTC11. Then we select Chipotle customer care agent dialogues from TWCS as another human style (addressed as H_2).

We observe that the three styles, H_1 , H_2 , and B are holistically different. Some observed properties of the human styles (H_1 , H_2) are that they are engaging, conversational, and use diverse vocabulary (Table 3). Being conversational and engaging,

¹<https://github.com/amazon-research/dstc11-track2-intent-induction>

Style Directions	# conversations	Validation Set		Test Set	
		# seg-ments	# agent utterances	# seg-ments	# agent utterances
$H_1 \rightarrow B$	25	201	497	65	164
$H_1 \rightarrow H_2$	25	201	495	65	166
$B \rightarrow H_1$	25	37	90	65	152
$B \rightarrow H_2$	25	37	90	65	152

Table 5: Validation and test data statistics. Long conversations are divided into small segments consisting of 4-5 turns. We cover four style transfer directions to/from two human styles (H_1 , H_2) and bot style (B).

humans can be formal or casual and may use different structures for their responses. For example, human style H_1 is formal (uses formal words such as ‘mister’) while the other human style H_2 is casual and friendly (uses millennial phrases such as ‘cool’, ‘asap’). Additionally, in human style H_2 , human agents sign their names at the end of each response, implying a structural stylistic property of this human style. Some observed properties of the bot style are crispness and to-the-point while not being informal. These observed properties are summarized with quantitative and qualitative analyses in Tables 3 and 4, and example conversations in these styles are presented in Appendix B. This analysis supports our claim that conversation styles are holistic and difficult to characterize using a fixed set of attributes.

We study style transfer with the three complex styles stated above where we are able to evaluate the style transfer performance on drastically different style pairs (e.g., human style H_1/H_2 to/from bot style B), as well as pairs with nuanced differences (e.g., human style H_1 to human style H_2). The style directions we study in this paper and respective dataset statistics are shown in Table 5.

In-context Learning: We conduct in-context learning experiments with two decoder-only LLMs - GPT NeoX (Black et al., 2022) (20B parameters) and Bloom² (176B parameters). Details of the LLMs can be found in Appendix F.

Prompt Settings: We tune two hyperparameters in the prompt: (1) the number of contextual turns from the dialogue history, (2) the number of examples in the prompt. For the number of contextual turns, we experiment with short segments (2 turns) and long segments (4-5 turns). For the number

²<https://huggingface.co/bigscience/bloom>

Style Directions	GPT-NEOX (20B)			BIGSCIENCE-BLOOM (176B)		
	Appropriateness	Style Strength	Semantic Correct.	Appropriateness	Style Strength	Semantic Correct.
$H_1 \rightarrow B$	0.98 (0.06)	0.88 (0.26)	0.80	0.96 (0.15)	0.82 (0.33)	0.78
$H_1 \rightarrow H_2$	0.97 (0.06)	0.69 (0.31)	0.87	0.96 (0.08)	0.81 (0.23)	0.76
$B \rightarrow H_1$	1 (0.02)	0.86 (0.12)	0.95	0.98 (0.08)	0.75 (0.27)	0.87
$B \rightarrow H_2$	0.97 (0.05)	0.90 (0.08)	0.99	0.97 (0.14)	0.91 (0.08)	0.89

Table 6: Inter-annotator agreement scores for the three human evaluation tasks. Standard deviations over all data points are shown in brackets for the style strength and appropriateness evaluation tasks. The detailed procedure for calculating the agreement scores can be found in Appendix D.

of examples, we select the hyperparameter based on the validation set (Table 5)³. Note that when increasing the number of turns further, the maximum context length of LLMs is reached quickly, therefore, we leave in-context learning with full dialogue context as a future work. In Appendix A, we show example prompts for baseline (utterance-level), short-segment, and long-segment.

Construction of Few-Shot Examples: As mentioned in Section 3.1, we construct a few (styled, style-free) conversation pairs for each style domain using human supervision. Comparing the creation of true parallel data between source and target styles, such an approach is easy to execute for humans and results in reusable examples. Humans were asked to reduce the style of the whole conversation. It took approximately 5 minutes for a human to rewrite a 10-12 turns conversation to a style-free form. As the style reduction is a cheap one-time effort in our work, we leave automatic style reduction as a future work. The human annotation method, statistics, and examples can be found in Appendix B.2.

Automatic Evaluation: To measure the strength of the target style automatically, we train RoBERTa (Liu et al., 2019) based binary text classifiers to classify between the source style and the target style. Training data for these classifiers were obtained from conversational data with both styles. The validation accuracy of the classifiers to differentiate between styles (H_1, B), (H_1, H_2), and (H_2, B) were 99.89%, 93.3% and 100%, respectively. The details on these classifiers can be found in Appendix J. We treat the confidence scores of the classifiers as the style strength scores. For semantic similarity we measure the cosine distance between

³We experiment with 5, 10, 20 examples in the prompt for utterance level style transfer and short segments, and 4, 8 examples for long segments on validation set. The best hyperparameters were 10, 10, and 8 for utterance-level, short segment, and long segment, respectively (Tab. 13, Appx. C).

Models (# shots)	Style directions	Target style strength		
		Before	After / Prompt selection	
		–	Random	Dynamic
Utterance level style transfer (10 shots)	$H_1 \rightarrow B$	0.010	0.077	0.150
	$H_1 \rightarrow H_2$	0.112	0.182	0.215
	$B \rightarrow H_1$	0.001	0.411	0.556
	$B \rightarrow H_2$	0	0.337	0.671
	Average	0.031	0.252	0.398
2-turns conv. level style tran. (10 shots)	$H_1 \rightarrow B$	0.010	0.045	0.119
	$H_1 \rightarrow H_2$	0.112	0.165	0.199
	$B \rightarrow H_1$	0.001	0.101	0.399
	$B \rightarrow H_2$	0	0.062	0.113
	Average	0.031	0.093	0.208
4/5-turns conv. level style tran. (8 shots)	$H_1 \rightarrow B$	0.010	0.100	0.160
	$H_1 \rightarrow H_2$	0.112	0.165	0.173
	$B \rightarrow H_1$	0.001	0.291	0.420
	$B \rightarrow H_2$	0	0.058	0.110
	Average	0.031	0.154	0.216

Table 7: Comparison between dynamic and random prompt selection on target style strength across utterance and conversation level style transfers.

SBERT embeddings (Reimers and Gurevych, 2019) of a source utterance and the corresponding style transferred utterance. For the evaluation of appropriateness, we rely only on human evaluation as it is difficult to get an automatic method to measure appropriateness.

Human Evaluation: To obtain a direct assessment of the style transfer quality of different models efficiently, we perform a ranking-based human evaluation on style strength and appropriateness. To evaluate style strength, we present human evaluators with utterances in the target style to train them on the properties of the target style. Then we present them with a source utterance and the style transferred versions of it by our proposed models and the baseline. The model names are kept hidden from them and the order of the utterances are shuffled. Then we ask the evaluators to rank all versions of the same utterance in a descending order based on the style similarity with the reference utterances. To evaluate appropriateness, we present human evaluators with a source agent utterance

GPT-NeoX (20B)						Bloom (176B)			
	Style	Original	Utterance Level	Conversation Level		Original	Utterance Level	Conversation Level	
	Directions	Utterances	1 turn	2 turns	4/5 turns	Utterances	1 turn	2 turns	4/5 turns
Style Strength	$H_1 \rightarrow B$	0.392	0.864	0.714	0.561	0.435	0.876	0.719	0.720
	$H_1 \rightarrow H_2$	0.15	0.854	0.855	0.838	0.125	0.895	0.924	0.538
	$B \rightarrow H_1$	0.574	0.851	0.846	0.690	0.378	0.692	0.622	0.856
	$B \rightarrow H_2$	0.043	0.989	0.805	0.690	0.024	0.958	0.897	0.484
	Average	0.290	0.890	0.805	0.695	0.241	0.855	0.791	0.650
Appropriate.	$H_1 \rightarrow B$	0.997	0.943	0.971	0.979	0.991	0.968	0.974	0.966
	$H_1 \rightarrow H_2$	0.980	0.798	0.985	0.977	0.997	0.917	0.972	0.974
	$B \rightarrow H_1$	0.997	1.0	0.997	0.987	0.995	0.995	0.980	0.968
	$B \rightarrow H_2$	0.990	0.481	1.00	0.978	0.995	0.923	0.957	0.976
	Average	0.991	0.806	0.988	0.980	0.995	0.951	0.971	0.971
Semantic Correct.			yes-partial-no	yes-partial-no	yes-partial-no		yes-partial-no	yes-partial-no	yes-partial-no
	$H_1 \rightarrow B$		0.89-0.02-0.09	0.94-0.01-0.05	0.92-0.03-0.05		0.95-0-0.05	0.97-0-0.03	0.77-0.03-0.20
	$H_1 \rightarrow H_2$		0.92-0.01-0.07	0.96-0.01-0.03	0.94-0.02-0.04		0.89-0.01-0.10	0.96-0-0.04	0.84-0.01-0.15
	$B \rightarrow H_1$		1.00-0-0	0.98-0-0.02	0.96-0.02-0.02		1.00-0-0	0.97-0-0.03	0.86-0-0.14
	$B \rightarrow H_2$		0.99-0-0.01	1.00-0-0	1.00-0-0		1.00-0-0	0.99-0-0.01	0.88-0-0.12
	Average		0.95-0.01-0.04	0.97-0-0.03	0.96-0.01-0.03		0.96-0-0.04	0.97-0-0.03	0.84-0.01-0.15

Table 8: Human evaluation results for utterance level (baseline) and conversation level style transfer with GPT-NeoX and Bloom LLMs using our model. The best average scores over all style dimensions are marked in bold. Utterance level style transfer achieves higher style strength but conversation level style transfers yield more appropriate and semantically correct responses. Statistics with standard deviations can be found in Appendix G.

			Human Evaluation Scores			
Example Conversations			Models	Style Strength	Appropriateness	Semantic Correct.
Example-1	Previous Turn: Original Turn (H_1):	[Customer] I don't think so. Oh! Yes, when will I get new cards for my son?				
		[Agent] let me check on that for your		0.33	1	-
	Transferred (H_2):	[Agent] I'm sorry to hear that. Can you please let me check on that for you? -AC	1 turn	1	0	Yes
		[Agent] Oh, I will check on that for you. -AC	2 turns	0.72	1	Yes
		[Agent] I will check on that for you. -Gabe	4/5 turns	0.61	1	Yes
Example-2	Previous Turn: Original Turn (B):	[Customer] The purpose is to check if I have cancer.				
		[Agent] May I have your email address?		0.33	1	-
	Transferred (H_1):	[Agent] What's your email address?	1 turn	0.33	1	Yes
		[Agent] Hi, my name is Jane, and I would like to check if you have cancer.	2 turns	0.50	0.33	No
		[Agent] Perfect. And what is your email address?	4/5 turns	1	0.33	Yes
Example-3	Previous Turn: Original Turn (H_1):	[Customer] Could you repeat that? Sorry.				
		[Agent] No problem! three two three three seven eight four two one one		0.33	1	-
	Transferred (H_2):	[Agent] Yes! -AC	1 turn	0.67	0.67	No
		[Agent] No problem! Three two three three seven eight four two one one. -AC	2 turns	1	1	Yes
		[Agent] No problem. Three2384211. -James	4/5 turns	1	1	Yes

Table 9: Qualitative error analysis on hand-picked examples. Human evaluation scores associated with the output of various versions of the model (using Bigscience-Bloom as the LLM) are shown in the three rightmost columns. A score of 1 means the most appropriate or most target style strength.

and all versions of the style transferred utterances along with the immediate previous customer turn as context. Then we ask the evaluators to rank them based on the appropriateness of the agent response. To evaluate semantic correctness, we present human evaluators with a source utterance and the corresponding style transferred utterances. We ask them for each style transferred version if it is semantically similar, partially similar, or dissimilar to the source utterance. Each data point is evaluated by three human evaluators who are professional data linguists. We do not include data points where all the models generated exactly the same response. The inter-annotator agreement scores for the three human evaluation tasks are presented in

Table 6. We convert the rankings of the evaluators to a scale of 1 where a higher score means a higher rank (i.e., more appropriate or more similar in style). To aggregate scores we average ranking scores by three evaluators. The pairwise comparison statistics among the models can be found in Appendix D.5. For semantic correctness, we select the label by taking majority voting. Details on human evaluation data statistics, evaluation interfaces, inter-annotator agreement scores calculation, and rank-scaling can be found in Appendix D.

Ablation Study: We compare dynamic prompt selection with random prompt selection as described in Section 3.2. With the ablation on au-

tomatic style strength metric using GPT-NeoX, we find that dynamic prompt selection outperforms the random prompt selection method by a large margin as shown in Table 7.

4.2 Results

We show human evaluation results on utterance-level and conversation-level style transfer in Table 8. Models were run on test data (Table 5) using the best hyper-parameters and prompt selection method obtained in the ablation step. We first observe that the highest style strength rank score is achieved when performing utterance-level style transfer, however, this results in a lower appropriateness score. This observation shows that performing conversation style transfer without the dialogue context has a significant risk of resulting in inappropriate agent utterances (i.e., utterances do not fit in the context). We can also observe in Table 8 that the smaller LLM GPT-NeoX suffers more from the problem of generation of inappropriate responses compared to the larger LLM Bloom. Next, we observe that if we increase context (4/5 turns) in the conversation style transfer, the style strength decreases but appropriateness is preserved. Interestingly, for the larger LLM Bloom, the semantic similarity decreases with the increase of context. We found out that sometimes Bloom generates new agent utterances different from the source utterances or swaps the agent utterance with the customer utterance when performing 4-5 turns conversation-level style transfer (examples are shown in Appendix I). Hence, resulting in semantically dissimilar utterances.

Therefore, we conclude that the LLMs are still not successful in conditioning on a larger context when performing style transfer, hence, a limited context consisting of 2 utterances is the optimal setting for style transfer in our study. Automatic evaluation results on the test set resulted in the same pattern (shown in Appendix G). Examples of style-transferred conversations in all style directions by various versions of our model are shown in Appendix H and the effects of style transfer on the observed style properties in Table 3 are discussed in Appendix K. We present examples of errors by various versions of the models in Table 9.

4.3 Evaluation on Downstream Task

Downstream applications of conversation style transfer are understudied. In this paper, we apply conversation style transfer to intent classification.

Training data	Insurance (21 classes)	Banking (9 classes)	Finance (23 classes)
human-to-human	92.3 \pm 0.5	94.4 \pm 2.1	89.7 \pm 0.6
transferred human-to-bot	92.9 \pm 0.5	97.7 \pm 1.3	89.9 \pm 0.5

Table 10: Intent classification results in terms of F1 score. Transferring the training data (human-to-human style) to test data style (human-to-bot style) improves the test F1 score in three domains: Insurance, Banking, and Finance. The significance of difference, p -values for Insurance and Banking are $p < 0.05$ and $p < 0.01$, respectively. For Finance the improvement is non-significant.

We evaluate the setting where we have abundant of training data in one style and the test data is in a different style. We test our approach on three domains in the DSTC11 intent induction dataset: insurance, banking, and finance. Here, the training data is in human-to-human (h2h) style and the test data is in human-to-bot (h2b) style. We transfer the training data from h2h style to h2b style before training a RoBERTa-based intent classifier.

We run an ablation (using data from banking and finance domains) with utterance-level style transfer and short-conversation-level style transfer using GPT-NeoX and observe that training data transferred to h2b style using utterance-level style transfer results in higher intent classification F1 scores. We conjecture the reason is that utterance-level style transfer has the strongest style strength score, benefiting the application of domain adaptation. We report results with this method on all three domains in Table 10. The intent classification results show statistically significant improvement in insurance and banking, and non-significant improvement in finance, compared to the baseline where the training data has h2h style. Data statistics, experimental details, and ablation studies can be found in Appendix E.

5 Related Works

Style transfer in NLP has been studied in many variations. One line of research studied this problem as transferring to/from the style of popular novelists to/from modern English. Such as [Boyd et al. \(2020\)](#) used paraphrasing model for this purpose. Another variation is transferring style to a fictional movie/novel character’s style as studied by [Han et al. \(2022\)](#). Other works studied style transfer by defining style attributes and transferring text style from one attribute to another (e.g., positive/nega-

tive, informal/formal) (Pavlick and Tetreault, 2016; Rao and Tetreault, 2018; Niu et al., 2018; Wang et al., 2019; Briakou et al., 2021; Zhang et al., 2018; Madaan et al., 2020; Reif et al., 2022).

Existing style transfer approaches make different assumptions about data availability. Certain approaches assume the availability of a lot of training data in the target style and use either a sequence-to-sequence model (Rao and Tetreault, 2018; Niu et al., 2018; Riley et al., 2021) or a controlled text generation model guided by a schema (Tsai et al., 2021) or rules (Wang et al., 2019). Other approaches assume the availability of zero or a small number of training examples and leverage either auto-encoders for controlled text generation such as sentiment polarity transfer and tense alteration (Shen et al., 2017; Mai et al., 2020; Shen et al., 2020; Montero et al., 2021; Shen et al., 2020) or in-context learning based on LLMs for specific attributes (Reif et al., 2022; Suzgun et al., 2022; Han et al., 2022).

Another line of research studied style transfer by mapping texts with different style attributes in a common latent space that is independent of the style attributes, however, preserves the semantic meaning. This approach is conceptually similar to our idea of using style-free utterances as pivots. For example, Shen et al. (2017) assumed a shared latent content distribution across different text corpora, and proposed a method that aligns the latent representations to perform style transfer. They used an adversarial discriminator to align the latent spaces of different styles. Later Yang et al. (2018) extended this idea by using language models as discriminators by addressing the instability of the error signals provided by the GAN-based discriminators. Several works have been done along the line (Prabhumoye et al., 2018; Gao et al., 2019; Madaan et al., 2020) that utilized the concept of latent-space representation for style transfer. However, in a counter-study to such approaches that depend on the latent space representation for style transfer, Subramanian et al. (2018) showed that the assumptions related to the latent space are not necessary and are not always met in practice.

Existing works mostly ignore the context beyond a single sentence while transferring the style and rely on style attribute definitions. Recently, a few attempts have been made in the domain of contextual style transfer. For example, Cheng et al. (2020) studied style transfer of text in context where the

context is defined as the paragraph where the input text appears. Han et al. (2022) studied style transfer in a contextualized setting where the LLMs are prompted to answer a question in the style of fictional characters. The question is used as context. However, the styles of the fictional characters are too evident and characterized by special words and other fictional characters involved in the novels or movies. In contrast, in this paper, we study style transfer in Task-Oriented Dialogues where (1) the context is the previous turns among the speakers, (2) there are only a few examples of the target style available, and (3) the style attributes are unknown and the conversation style may be a combination of many style attributes.

Recent surveys have emphasized applications of text style transfer in domain adaptation (Jin et al., 2022). In this paper, we take the first step towards applying style transfer to adapt training data for the downstream task of intent classification.

6 Conclusion

In this paper, we study a novel problem of conversation style transfer using few-shot non-parallel examples. To solve this problem we propose a novel in-context learning approach that transfers the style of a source conversation to a target style using style-free conversations as pivots. Only a few non-parallel examples in source and target styles are needed for the purpose. We perform human and automatic evaluations to evaluate the style transfer quality for task-oriented dialogues on style strength, appropriateness, and semantic correctness. Quantitative and qualitative evaluations show that conversation style transfer yields more appropriate and semantically correct responses compared to utterance-level style transfer, which is crucial when applying to chatbot personalization. Finally, the usage of conversation style transfer for domain adaptation of training data for downstream intent classification task showed improvement in F1 score.

Limitations

We construct styled-to-style-free parallel conversations manually using human supervision. This may be expensive to do when there are a large number of style domains. An automatic measure would be ideal for this purpose and this can be an interesting future work.

We ran our experiments only on one language, English. Various steps of the approach may be dif-

difficult to perform if style transfer is done in other languages as styles in different languages depend highly on social cultures and norms. That is mostly because most of the Large Language Models are pre-trained only on English text and may not perform well in other languages. Replicating this study in other languages may be an interesting future work.

New LLMs of different parameter sizes have been proposed in recent times. Replicating our study with other available LLMs of different parameter sizes can be an interesting future work.

Ethics Statement

In this paper, we did not annotate any new dataset rather we ran our models on publicly available datasets. The DSTC11 dataset is licensed under the Apache-2.0 License and the TWCS dataset is licensed under CC BY-NC-SA 4.0, both allow non-commercial use and distribution. The dataset references are cited and we provide detailed statistics of the dataset used.

The examples shown in Table 1 are from real customer care agents from different companies and are taken from the TWCS dataset. The examples from these companies were selected only for studying the problem using real data, the authors in this paper have no connection to these companies. Note that, the identity of the individual agents is hidden in the original dataset. Hence, it does not contain any personal identification information. The signatures of names at the end of the response by the Chipotle agents from the TWCS dataset are already altered to hide the actual identity of the agents.

We performed a human evaluation of our proposed models in this paper. We made sure that the human evaluation UIs do not impose any cognitive bias towards a specific model. We ensured that by hiding model names, shuffling orders of model outputs, and so on. We provide inter-annotator agreement scores and the detailed human evaluation process in the paper and in the appendix. Corresponding appendices are appropriately referred to in the paper.

The model descriptions and all hyper-parameter details are provided in the paper. Hence, we believe our results are reproducible.

Any generated texts that are reported as examples in this paper are the outputs of machine learning models and do not represent the authors' or the organization's viewpoints in any way.

Language models are pre-trained on large amounts of human-generated text. Hence, recent studies (Blodgett et al., 2020; Brown et al., 2020) have discussed that there may be inherent social and human biases in these models. However, probing the increasing number of Large Language Models for biases is a separate and broad research area and falls outside the scope of our study in this paper.

Acknowledgements

We gratefully acknowledge Justin Sun for his help in setting up the LLMs and the members of the AWS AI Labs for providing valuable feedback on the project. We express our gratitude to the AWS AI Data Team for supporting us with the human evaluation. We would also like to thank the anonymous reviewers for their insightful comments.

References

- Stuart Axelbrooke. 2017. [Customer support on twitter](#).
- Sid Black, Stella Biderman, Eric Hallahan, Quentin Anthony, Leo Gao, Laurence Golding, Horace He, Connor Leahy, Kyle McDonell, Jason Phang, et al. 2022. Gpt-neox-20b: An open-source autoregressive language model. *Challenges & Perspectives in Creating Large Language Models*, page 95.
- Su Lin Blodgett, Solon Barocas, Hal Daumé III, and Hanna Wallach. 2020. Language (technology) is power: A critical survey of “bias” in nlp. In *Proceedings of the 58th Annual Meeting of the Association for Computational Linguistics*, pages 5454–5476.
- Alex Boyd, Raul Puri, Mohammad Shoenybi, Mostafa Patwary, and Bryan Catanzaro. 2020. Large scale multi-actor generative dialog modeling. In *Proceedings of the 58th Annual Meeting of the Association for Computational Linguistics*, pages 66–84.
- Eleftheria Briakou, Di Lu, Ke Zhang, and Joel Tetreault. 2021. Olá, bonjour, salve! xformal: A benchmark for multilingual formality style transfer. In *Proceedings of the 2021 Conference of the North American Chapter of the Association for Computational Linguistics: Human Language Technologies*, pages 3199–3216.
- Tom Brown, Benjamin Mann, Nick Ryder, Melanie Subbiah, Jared D Kaplan, Prafulla Dhariwal, Arvind Neelakantan, Pranav Shyam, Girish Sastry, Amanda Askell, et al. 2020. Language models are few-shot learners. *Advances in neural information processing systems*, 33:1877–1901.
- Yu Cheng, Zhe Gan, Yizhe Zhang, Oussama Elachqar, Dianqi Li, and Jingjing Liu. 2020. Contextual text

- style transfer. In *Findings of the Association for Computational Linguistics: EMNLP 2020*, pages 2915–2924.
- Kenneth Ward Church and Patrick Hanks. 1990. [Word association norms, mutual information, and lexicography](#). *Computational Linguistics*, 16(1):22–29.
- Cristian Danescu-Niculescu-Mizil, Moritz Sudhof, Dan Jurafsky, Jure Leskovec, and Christopher Potts. 2013. A computational approach to politeness with application to social factors. In *Proceedings of the 51st Annual Meeting of the Association for Computational Linguistics (Volume 1: Long Papers)*, pages 250–259.
- Jianfeng Gao, Michel Galley, and Lihong Li. 2018. Neural approaches to conversational ai. In *The 41st International ACM SIGIR Conference on Research & Development in Information Retrieval*, pages 1371–1374.
- Xiang Gao, Yizhe Zhang, Sungjin Lee, Michel Galley, Chris Brockett, Jianfeng Gao, and Bill Dolan. 2019. Structuring latent spaces for stylized response generation. *arXiv preprint arXiv:1909.05361*.
- Seungju Han, Beomsu Kim, Jin Yong Yoo, Seokjun Seo, Sangbum Kim, Enkhbayar Erdenee, and Buru Chang. 2022. [Meet your favorite character: Open-domain chatbot mimicking fictional characters with only a few utterances](#). In *Proceedings of the 2022 Conference of the North American Chapter of the Association for Computational Linguistics: Human Language Technologies*, pages 5114–5132, Seattle, United States. Association for Computational Linguistics.
- Ari Holtzman, Jan Buys, Li Du, Maxwell Forbes, and Yejin Choi. 2019. The curious case of neural text degeneration. In *International Conference on Learning Representations*.
- Di Jin, Zhijing Jin, Zhiting Hu, Olga Vechtomova, and Rada Mihalcea. 2022. Deep learning for text style transfer: A survey. *Computational Linguistics*, 48(1):155–205.
- Klaus Krippendorff. 2004. Measuring the reliability of qualitative text analysis data. *Quality and quantity*, 38:787–800.
- Yinhan Liu, Myle Ott, Naman Goyal, Jingfei Du, Mandar Joshi, Danqi Chen, Omer Levy, Mike Lewis, Luke Zettlemoyer, and Veselin Stoyanov. 2019. Roberta: A robustly optimized bert pretraining approach. *arXiv preprint arXiv:1907.11692*.
- Aman Madaan, Amrith Setlur, Tanmay Parekh, Barnabás Póczós, Graham Neubig, Yiming Yang, Ruslan Salakhutdinov, Alan W Black, and Shrimai Prabhumoye. 2020. Politeness transfer: A tag and generate approach. In *Proceedings of the 58th Annual Meeting of the Association for Computational Linguistics*, pages 1869–1881.
- Florian Mai, Nikolaos Pappas, Ivan Montero, Noah A Smith, and James Henderson. 2020. Plug and play autoencoders for conditional text generation. In *Proceedings of the 2020 Conference on Empirical Methods in Natural Language Processing (EMNLP)*, pages 6076–6092.
- Ivan Montero, Nikolaos Pappas, and Noah A Smith. 2021. Sentence bottleneck autoencoders from transformer language models. In *Proceedings of the 2021 Conference on Empirical Methods in Natural Language Processing*, pages 1822–1831.
- Jinjie Ni, Tom Young, Vlad Pandealea, Fuzhao Xue, and Erik Cambria. 2022. Recent advances in deep learning based dialogue systems: A systematic survey. *Artificial Intelligence Review*, pages 1–101.
- Xing Niu, Sudha Rao, and Marine Carpuat. 2018. Multi-task neural models for translating between styles within and across languages. In *Proceedings of the 27th International Conference on Computational Linguistics*, pages 1008–1021.
- Ellie Pavlick and Joel Tetreault. 2016. An empirical analysis of formality in online communication. *Transactions of the Association for Computational Linguistics*, 4:61–74.
- Shrimai Prabhumoye, Yulia Tsvetkov, Ruslan Salakhutdinov, and Alan W Black. 2018. Style transfer through back-translation. In *Proceedings of the 56th Annual Meeting of the Association for Computational Linguistics (Volume 1: Long Papers)*, pages 866–876.
- Sudha Rao and Joel Tetreault. 2018. Dear sir or madam, may i introduce the gyafc dataset: Corpus, benchmarks and metrics for formality style transfer. In *Proceedings of the 2018 Conference of the North American Chapter of the Association for Computational Linguistics: Human Language Technologies, Volume 1 (Long Papers)*, pages 129–140.
- Emily Reif, Daphne Ippolito, Ann Yuan, Andy Coenen, Chris Callison-Burch, and Jason Wei. 2022. A recipe for arbitrary text style transfer with large language models. In *Proceedings of the 60th Annual Meeting of the Association for Computational Linguistics (Volume 2: Short Papers)*, pages 837–848.
- Nils Reimers and Iryna Gurevych. 2019. Sentence-bert: Sentence embeddings using siamese bert-networks. In *Proceedings of the 2019 Conference on Empirical Methods in Natural Language Processing and the 9th International Joint Conference on Natural Language Processing (EMNLP-IJCNLP)*, pages 3982–3992.
- Parker Riley, Noah Constant, Mandy Guo, Girish Kumar, David C Uthus, and Zarana Parekh. 2021. Textsettr: Few-shot text style extraction and tunable targeted restyling. In *Proceedings of the 59th Annual Meeting of the Association for Computational Linguistics and the 11th International Joint Conference on Natural Language Processing (Volume 1: Long Papers)*, pages 3786–3800.

- Tianxiao Shen, Tao Lei, Regina Barzilay, and Tommi Jaakkola. 2017. Style transfer from non-parallel text by cross-alignment. *Advances in neural information processing systems*, 30.
- Tianxiao Shen, Jonas Mueller, Regina Barzilay, and Tommi Jaakkola. 2020. Educating text autoencoders: Latent representation guidance via denoising. In *International conference on machine learning*, pages 8719–8729. PMLR.
- Sandeep Subramanian, Guillaume Lample, Eric Michael Smith, Ludovic Denoyer, Marc’Aurelio Ranzato, and Y-Lan Boureau. 2018. Multiple-attribute text style transfer. *arXiv preprint arXiv:1811.00552*.
- Mirac Suzgun, Luke Melas-Kyriazi, and Dan Jurafsky. 2022. Prompt-and-rerank: A method for zero-shot and few-shot arbitrary textual style transfer with small language models. In *Proceedings of the 2022 Conference on Empirical Methods in Natural Language Processing*, pages 2195–2222.
- Alicia Tsai, Shereen Oraby, Vittorio Perera, Jiun-Yu Kao, Yuheng Du, Anjali Narayan-Chen, Tagyoung Chung, and Dilek Hakkani-Tur. 2021. Style control for schema-guided natural language generation. In *Proceedings of the 3rd Workshop on Natural Language Processing for Conversational AI*, pages 228–242.
- Yunli Wang, Yu Wu, Lili Mou, Zhoujun Li, and Wenhan Chao. 2019. Harnessing pre-trained neural networks with rules for formality style transfer. In *Proceedings of the 2019 Conference on Empirical Methods in Natural Language Processing and the 9th International Joint Conference on Natural Language Processing (EMNLP-IJCNLP)*, pages 3573–3578.
- Zichao Yang, Zhiting Hu, Chris Dyer, Eric P Xing, and Taylor Berg-Kirkpatrick. 2018. Unsupervised text style transfer using language models as discriminators. *Advances in Neural Information Processing Systems*, 31.
- Jerrold H Zar. 2005. Spearman rank correlation. *Encyclopedia of biostatistics*, 7.
- Zheng Zhang, Ryuichi Takanobu, Qi Zhu, MinLie Huang, and XiaoYan Zhu. 2020. Recent advances and challenges in task-oriented dialog systems. *Science China Technological Sciences*, 63(10):2011–2027.
- Zhirui Zhang, Shuo Ren, Shujie Liu, Jianyong Wang, Peng Chen, Mu Li, Ming Zhou, and Enhong Chen. 2018. Style transfer as unsupervised machine translation. *arXiv preprint arXiv:1808.07894*.

A Prompting

A.1 Prompt Structure

The structure of prompts for various versions of our model for converting a source conversation to style free conversation are shown in Figure 3. The prompt structures for converting style free conversation to the target style are shown in Figure 4.

A.2 Prompt Example

Examples for all types of prompt structures (as shown in Figure 3 and Figure 4) are shown in Figures 5 and 6.

B Example Conversations from Various Domains

Example conversations for chatbot style (referred to as B) and the two human styles H_1, H_2 are shown in Figure 12.

B.1 PMI-based Style Indicator Lemma Identification

For the identification of style indicator lemmas for each style domain, we use a Pointwise Mutual Information (PMI) (Church and Hanks, 1990) based approach. We first take all of the agent utterances from each style domain and lemmatize each word used by the agents using the spaCy Python library. We ignore all punctuations and stopwords. Then for a lemma, w we calculate the pointwise mutual information (PMI) with a style domain t , $I(w, t)$ using the following formula.

$$I(w, t) = \log \frac{P(w|t)}{P(w)}$$

Where $P(w|t)$ is computed by taking all lemmas used in style t and computing $\frac{\text{count}(w)}{\text{count}(\text{all-lemmas})}$ and similarly, $P(w)$ is computed by counting lemma w over the set of utterances in all styles. Now, we rank lemmas for each style domain based on their PMI scores. To remove topic-specific lemmas and rarely used lemmas, we ignore lemmas that are used in more than 10% of the agent utterances in each style domain and used less than 0.5%, 0.3%, 0.3% of the time in case of styles H_1, B, H_2 , respectively. The top 300 high PMI lemmas for each style domain are reported in Table 11. Hand-picked style indicator lemmas from this top 300 list are shown in Table 4.

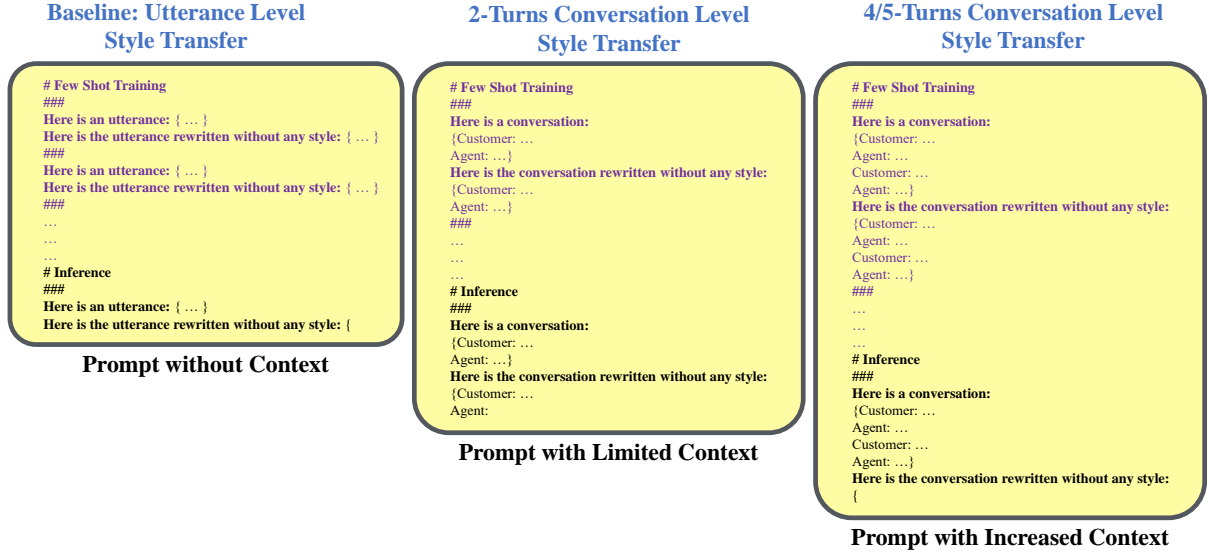


Figure 3: Prompt structure for transferring a source conversation to a style free conversation.

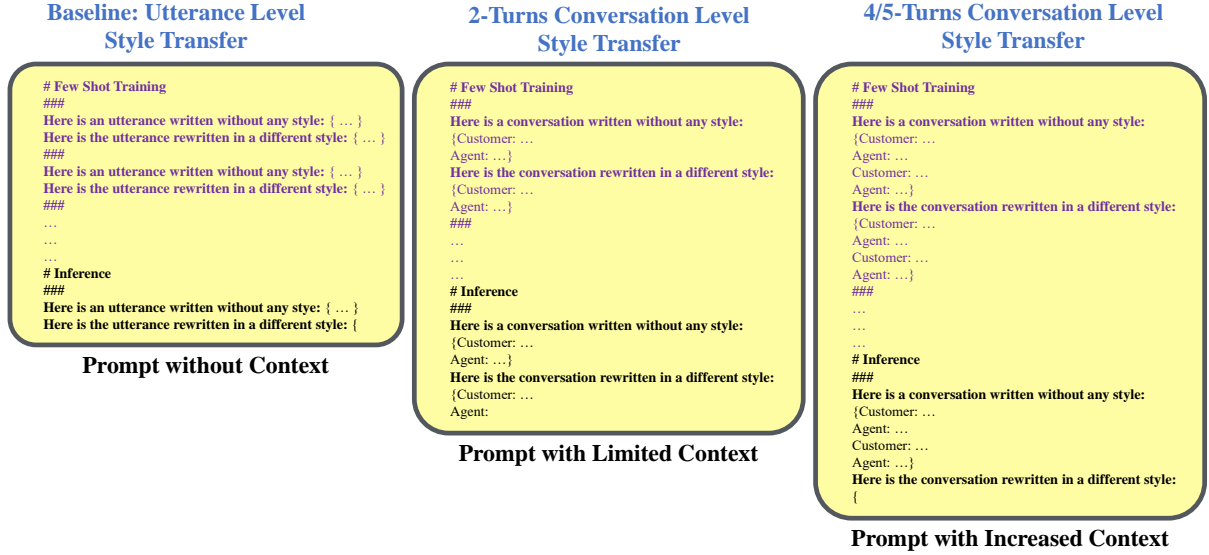


Figure 4: Prompt structure for transferring a style free conversation to the target style.

B.2 Construction of parallel style free conversations using human supervision

A human annotator was presented with 5-7 conversations from each of the style domains (B, H_1, H_2) and they were asked to rewrite those conversations in a style-free form. One parallel style-free example per style domain written by the human annotator is shown on the right-hand side of Figure 7. The human annotator is a researcher in NLP and it took approximately 5 minutes for them to rewrite a 10-12 turns conversation in a style-free format. These style-free parallel conversations are used for in-context learning as described in Section 3. The statistics of the annotated few shot examples per style domain are shown in Table 12.

C Ablation Study

We perform ablation study to select number of shots and compare the effect of dynamic prompt selection. We experiment with 5, 10, 20 shot training for utterance level style transfer and 2-turns conversation level style transfer. Because of the limit of tokens in prompts we experiment with 4, 8 shot training for 4/5-turns conversation level style transfer. Note that with 4/5-turns context each training example contains many more tokens. In the cases of transferring to the second human style H_2 , 20 shot training is not supported because of the prompt limit and the conversations in this style being more conversational and greater in length. We measure the effectiveness of the number of training

Baseline: Utterance Level Style Transfer	2-Turns Conversation Level Style Transfer	4/5-Turns Conversation Level Style Transfer
<pre> ### Here is an utterance: {May I have your phone number?} Here is the utterance rewritten without any style: {What is your phone number?} ### Here is an utterance: {May I have the credit card number?} Here is the utterance rewritten without any style: {What is the credit card number?} ### Here is an utterance: {May I have the bank routing number?} Here is the utterance rewritten without any style: {What is the bank routing number?} ### Here is an utterance: {May I have the bank account number?} Here is the utterance rewritten without any style: { </pre>	<pre> ### Here is a conversation: {Customer: It's brand new only 8 miles Agent: May I have your phone number?} Here is the conversation rewritten without any style: {Customer: It's brand new only 8 miles Agent: What is your phone number?} ### Here is a conversation: {Customer: sure thing 11938292 is the routing number Agent: May I have the credit card number?} Here is the conversation rewritten without any style: {Customer: sure thing 11938292 is the routing number Agent: What is the credit card number?} ### Here is a conversation: {Customer: It's a checking account Agent: May I have the bank routing number?} Here is the conversation rewritten without any style: {Customer: It's a checking account Agent: What is the bank routing number?} ### Here is a conversation: {Customer: This is a checking account Agent: May I have the bank account number?} Here is the conversation rewritten without any style: {Customer: This is a checking account Agent: </pre>	<pre> ### Here is a conversation: {Agent: May I have the bank account number? Customer: the account number i have is 581025418011 Agent: May I have the bank routing number? Customer: the routing number is 155028128} Here is the conversation rewritten without any style: {Agent: What is the bank account number? Customer: 581025418011. Agent: What is the bank routing number? Customer: 155028128.} ### Here is a conversation: {Agent: How much would you like to pay? Customer: Please help me pay \$1400 Agent: Is this a checking or saving account? Customer: it is a saving account} Here is the conversation rewritten without any style: {Agent: How much would you like to pay? Customer: \$1400. Agent: Is this a checking or saving account? Customer: Saving account.} ### Here is a conversation: {Customer: I would like to pay \$500 Agent: Is this a checking or saving account? Customer: This is a checking account Agent: May I have the bank account number? Customer: the bank account number is 998201450} Here is the conversation rewritten without any style: { </pre>
Prompt without Context	Prompt with Limited Context	Prompt with Increased Context

Figure 5: Prompt examples for transferring a source conversation (in chatbot agent style, B) to a style free conversation using various versions of our model. For simplicity, 3-shot, 3-shot, and 2-shot prompts are shown in case of utterance level style transfer, 2-turns conversation level style transfer and 4/5-turns conversation level style transfer, respectively.

examples and prompt selection techniques by the automatically measured style strength of the target style after style transfer. We run this ablation study on the validation dataset shown in Table 5 and use GPT-NeoX as the base LLM as it is cheaper to use compared to Bigscience-Bloom. The results are shown in Table 13. It can be seen that dynamic prompt selection outperforms random prompt selection in all of the cases. The optimum number of shots for utterance level style transfer and 2-turns conversation level style transfer is 10 and for 4/5-turns conversation level style transfer it is 8.

D Human Evaluation

D.1 Data Selection for Human Evaluation

Our goal with human evaluation is to compare different models. We used the test dataset described in Table 5 for human evaluation. Note that the same conversation segments are used to evaluate various versions of our model and the baseline using GPT-NeoX and Bloom as LLMs. We evaluate only agent responses and we apply two types of filtering

step on these datasets before human evaluation.

Filtering Step 1: When doing style transfer at 4/5-turn conversation level, it may result in non-parallel conversation compared to the source conversation because of turn reduction by the model. To match the non-parallel utterances with the source utterances, we rank the style transferred utterances based on their semantic similarity with the source utterances and pick the one with the highest similarity. We discard any style transferred utterance that has the highest semantic similarity of less than 0.2. Looking manually at those utterances it was observed that those were unrelated utterances generated by the LLMs.

Filtering Step 2: We filtered out all agent responses where none of the models (including the baseline) changes the source agent utterances or when the style transferred versions were the same from all models.

Application of the above two filtering steps resulted in 100+ agent utterances in each style direction. We perform the human evaluation on this filtered set. The statistics of the data after each

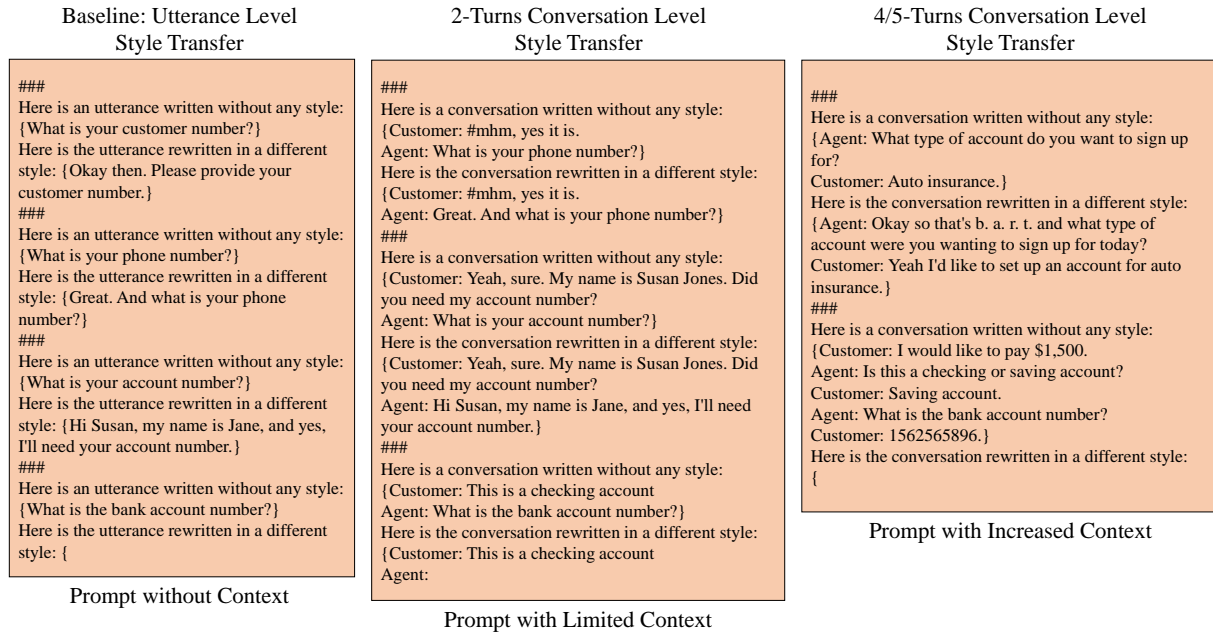


Figure 6: Prompt structure for transferring a style free conversation to the target style (in human agent style, H_1) using various versions of our model. For simplicity, 3, 2, 1 shots prompts are shown in case of utterance level style transfer, 2-turns conversation level style transfer and 4/5-turns conversation level style transfer, respectively.

Styles	High PMI style indicator lemmas (written in descending order of the PMI scores)
H_1	verify, receive, mister, payment, course, moment, correct, alright, sorry, nineteen, ready, process, agent, assist, due, anything, else, high, social, file, auto, claim, actually, website, thirty, dot, com, got, pull, mother, maiden, dollar, twenty, premium, mail, digit, ahead, rest, kindly, bye, monthly, second, choose, complete, proceed, basic, preferred, coverage, rate, quote, spell, life, petcare, eighty, offer, month, system, fifty, mhm, cancel, uh, log, um, survey, worry, huh, password, reset, morning, pleasure, easy, confirmation, sir, confirm, goodbye, fine, cost, ok, afternoon, number, yes, information, name, problem, great, may, need, today, understand, call, help, day, miss, yeah, take, also, add, update, rivertown, insurance, perfect, hold, oh, minute, say, well, enjoy, year, full, end, customer, find, thing, option, mean, go, send, good, bill, sure, care, thank, look, nice, change, pet, long, set, cover, see, provide, glad, use, get, account, still, mind, right, hello, contact, pay, way, online, think, link, back, tell, let, security, hope, definitely, next, speak, damage, come, start, happy, check, service, able, question, home, time, ask, email, policy, want, welcome, work, know, give, sound, billing, plan, make, try, first, hear, last, answer, please, detail, new, phone, car, birth, card, address, date, much, code, zip, happen, accident, type, credit
B	apartment, street, routing, relationship, state, live, mileage, complex, unit, rough, estimation, value, property, insure, insured, person, pass, cause, death, city, ssn, condo, frequency, period, checking, save, bank, expiration, vehicle, gender, tobacco, consumption, level, height, weight, amount, preexist, condition, driver, license, incident, enroll, dependent, health, breed, age, weigh, group, additional, purpose, doctor, total, enrol, encounter, model, cvv, issue, charge, away, credit, type, accident, zip, code, date, address, card, much, birth, car, visit, phone, new, answer, happen, last, first, billing, plan, please, give, policy, home, email, question, damage, start, detail, security, service, welcome, want, make, pay, hello, time, account, cover, set, check, pet, provide, bill, change, customer, year, know, insurance, rivertown
H_2	every, though, note, touch, team, cool, lot, hopefully, never, remove, barbacoa, bring, ca, bean, 3, chat, manager, reach, steak, order, enough, feel, free, restaurant, really, inconvenience, always, feedback, management, loop, hand, exact, apology, leave, request, ounce, unprocessed, queso, wow, totally, particular, rice, keep, week, playlist, fan, hit, seem, improve, cheese, put, line, cs, black, taco, asap, item, odd, quick, frustrating, salsa, guest, unfortunately, stay, tuned, hey, sign, disappointing, meat, awesome, case, troubling, standard, specific, tortilla, guy, side, stop, solid, choice, man, already, foil, shoot, late, shortly, wrong, fresh, kind, wish, lunch, least, bad, usually, hour, little, dig, hesitate, sofritas, dinner, luck, future, double, gon, na, eat, place, far, ta, depend, suggestion, special, word, ah, gotcha, early, select, veggie, open, concern, friend, write, share, yet, amend, sad, serve, love, follow, menu, ingredient, chip, guac, burritos, meal, bowl, dm, soon, location, appreciate, area, trouble, portion, chicken, chipotle, different, people, bag, leadership, talk, dj, food, message, burrito, ever, real, fix, close, recipe, maybe, list, hang, someone, experience, info, something, bummer, wait, extra, hard, app, field, leaders, visit, away, charge, issue, hear, try, sound, happen, work, know, ask, able, happy, come, detail, speak, make, next, definitely, hope, let, tell, back, link, think, much, online, way, contact, right, mind, still, get, use, glad, check, see, time, welcome, long, want, nice, look, thank, care, sure, good, send, go, please, mean, option, thing, find, end, full, service, enjoy, well, say, minute, oh, hold, perfect, give, update, add, also, take, yeah, miss, day, help, call, new, understand, address, change, today, provide, start, need, phone, may, great, card, email, problem, date, customer, name, information, plan, yes, question, first, last, number

Table 11: High PMI lemmas for each style domain. Bots (B) do not use many non-topic-specific words. Mostly formal words are used in human style H_1 and many informal and friendly words (e.g., bummer) are used in human style H_2 .

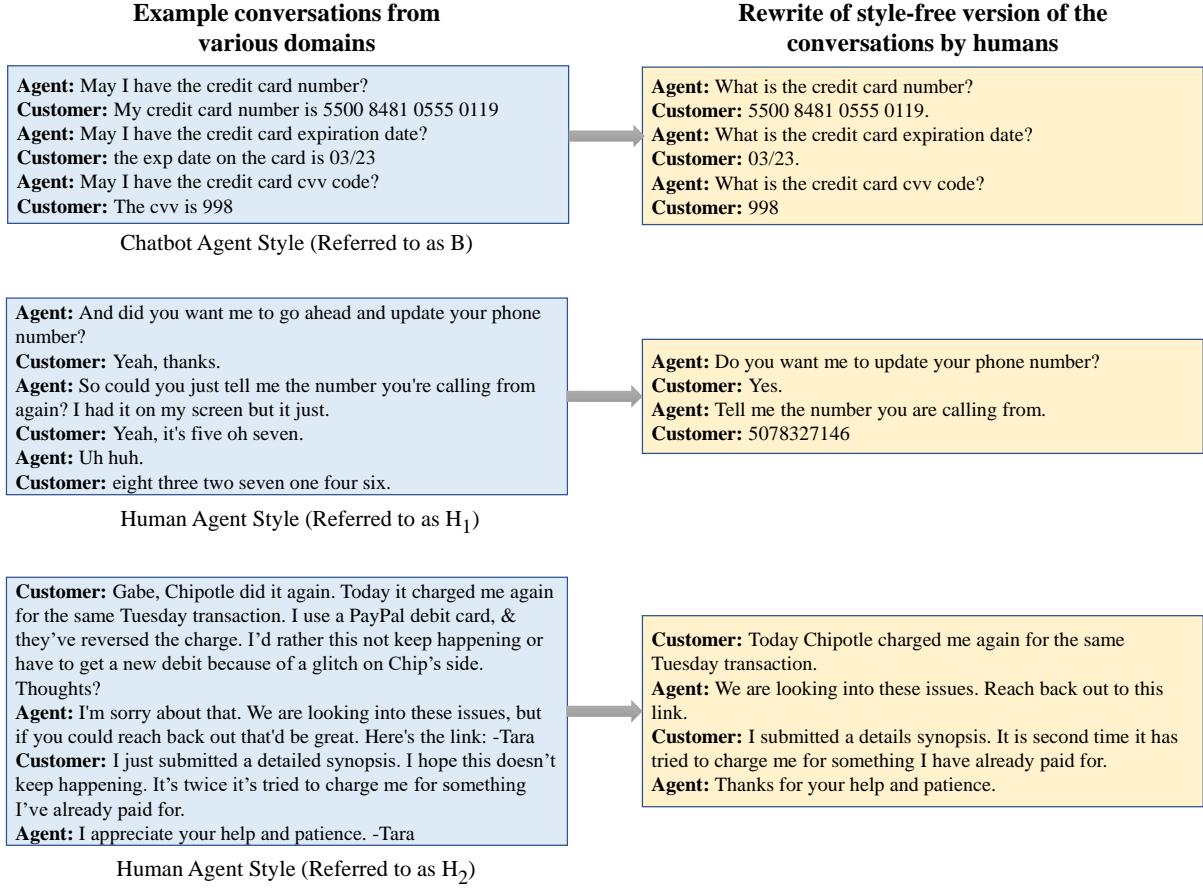


Figure 7: Example conversations from three domains (B , H_1 , H_2) are shown in the left hand side. Human annotated style-free versions of the corresponding conversations are shown in the right hand side. This parallel data is used for in-context learning. Here, H_1 , H_2 , B refer to human style from DSTC11 dataset, style of Chipotle agents (from TWCS dataset), and Chatbot style from DSTC11 dataset, respectively.

Styles	Utterance and 2-turns conv.			4/5-turns conv.		
	# convo.	# all utt.	# agent utt.	# seg-ment	# all utt.	# agent utt.
H_1	5	261	131	5	287	144
H_2	7	54	24	5	42	19
B	5	100	50	7	124	62

Table 12: Manually created few-shot examples summary. The data is used for in-context learning as described in Section 3. Here, H_1 , H_2 , B refer to human style from DSTC11 dataset, style of Chipotle agents (from TWCS dataset), and Chatbot style from DSTC11 dataset, respectively.

filtering step is shown in Table 14.

D.2 Human Evaluation Settings

Each data point was evaluated by three human evaluators. We worked with professional data linguists who are fluent in English. They were compensated at hourly basis which was in accordance with the standard compensation rate in the United States. They were first trained on the tasks. Specifically, they were briefed on what we mean by style strength, appropriateness, and semantic correctness. Worked-out examples were provided to them. The model names were hidden from the annotators and the four versions were presented in a randomly shuffled order for each example. For ranking-based evaluation in style strength and appropriateness, the human evaluators were instructed to rank the various style-transferred versions from various models based on their style strength and appropriateness. For example, when evaluating among 3 models, a rank of 1 means it has the highest style strength or

Models	Style directions	Target style strength before style transfer	Target style strength after style transfer					
			5 shots prompting		10 shots prompting		20 shots prompting	
			Random prompt selection	Dynamic prompt selection	Random prompt selection	Dynamic prompt selection	Random prompt selection	Dynamic prompt selection
Utterance level style transfer	$H_1 \rightarrow B$	0.010 (0.1)	0.114 (0.3)	0.148 (0.3)	0.077 (0.2)	0.150 (0.3)	0.085 (0.3)	0.133 (0.3)
	$H_1 \rightarrow H_2$	0.112 (0.3)	0.198 (0.3)	0.239 (0.4)	0.182 (0.3)	0.215 (0.3)	0.191 (0.3)	0.225 (0.3)
	$B \rightarrow H_1$	0.001 (0)	0.254 (0.4)	0.451 (0.5)	0.411 (0.5)	0.556 (0.5)	0.288 (0.4)	0.389 (0.5)
	$B \rightarrow H_2$	0 (0)	0.241 (0.4)	0.523 (0.5)	0.337 (0.5)	0.671 (0.4)	0.361 (0.5)	0.477 (0.5)
	Average	0.031	0.202	0.340	0.252	0.398	0.231	0.306
2-turns conv. level style tran.	$H_1 \rightarrow B$	0.010 (0.1)	0.046 (0.2)	0.121 (0.3)	0.045 (0.2)	0.119 (0.3)	0.061 (0.2)	0.109 (0.3)
	$H_1 \rightarrow H_2$	0.112 (0.3)	0.160 (0.3)	0.173 (0.3)	0.165 (0.3)	0.199 (0.3)	N/S	N/S
	$B \rightarrow H_1$	0.001 (0)	0.115 (0.3)	0.410 (0.5)	0.101 (0.3)	0.399 (0.5)	0.147 (0.3)	0.476 (0.5)
	$B \rightarrow H_2$	0 (0)	0.012 (0.1)	0.052 (0.2)	0.062 (0.2)	0.113 (0.3)	N/S	N/S
	Average	0.031	0.083	0.189	0.093	0.208	0.104	0.293
4/5-turns conv. level style tran.	$H_1 \rightarrow B$	0.01 (0.1)	4 shots prompting		8 shots prompting			
	$H_1 \rightarrow H_2$	0.112 (0.3)	0.072 (0.3)	0.162 (0.4)	0.1 (0.3)	0.16 (0.4)		
	$B \rightarrow H_1$	0.001 (0)	0.170 (0.3)	0.171 (0.3)	0.165 (0.3)	0.173 (0.3)		
	$B \rightarrow H_2$	0 (0)	0.258 (0.4)	0.392 (0.5)	0.291 (0.5)	0.42 (0.5)		
	Average	0.031	0.13 (0.3)	0.068 (0.3)	0.058 (0.2)	0.11 (0.3)		

Table 13: Ablation study for selecting number of shots and prompt selection method. Here, "N/S" means "Not Supported" because of token limit in prompt. GPT-NeoX was used as the base LLM in this ablation study. Dynamic prompt selection technique outperforms random prompt selection in all of the cases. The optimal number of shots for utterance level style transfer, 2-turns conversation level style transfer, and 4/5-turns conversation level style transfer are 10, 10, and 8 respectively.

Style Directions	GPT-NEOX (20B)				BIGSCIENCE-BLOOM (176B)			
	No of segments	No of agent utterances	No of agent utterances after filtering step-1	No of agent utterances after filtering step-1 & filtering step-2	No of segments	No of agent utterances	No of agent utterances after filtering step-1	No of agent utterances after filtering step-1 & filtering step-2
$H_1 \rightarrow B$	65	164	135	113	65	164	117	116
$H_1 \rightarrow H_2$	65	166	141	140	65	166	115	113
$B \rightarrow H_1$	65	152	139	102	65	152	128	123
$B \rightarrow H_2$	65	152	134	134	65	152	129	125

Table 14: Dataset statistics for human evaluation.

appropriateness and a rank of 3 means the lowest style strength or appropriateness. The annotators were instructed to provide two style-transferred versions the same rank if they were equal in style strength or appropriateness. For the evaluation of semantic correctness, the human evaluators were presented with the source utterance and the style-transferred versions of the source utterance by each of the models. Then we asked them for each style transferred version if it is semantically similar, partially similar, or dissimilar to the source utterance. Each data point in all of the evaluation metrics is evaluated by three human evaluators. The annotation UIs for style strength, appropriateness, and semantic correctness evaluation tasks are shown in Figures 8, 9, 10, respectively.

D.3 Inter-Annotator Agreement

D.3.1 Style Strength and Appropriateness

For measuring the inter-annotator agreement in ranking evaluations for style strength and appropriateness, we use Spearman’s Rank Correlation Coefficient (Zar, 2005). We take the average Spearman’s Rank Correlation Coefficient between each pair of human annotators for each data point as an agreement measure. It ranges from -1 to +1 where -1 means absolute disagreement and +1 means absolute agreement.

D.3.2 Semantic Correctness

For measuring inter-annotator agreement in semantic correctness evaluation task which is categorical, we use Krippendorff’s α (Krippendorff, 2004). It

View instructions

First, read the utterances below by a Customer Care Agent from company Z. Focus on their style of talking. For example, are they polite/impolite, formal/informal, conversational/to-the-point, use internet slangs, friendly and so on.

Reference utterances by the agents from Company Z:

- How can I help you?
- What period of time do you want to check your bill for?
- May I have the bank routing number?
- What is the zip code?
- What, if any, preexisting conditions do you have?

- What is your first name please?
- What is your last name please?
- What is your car model?
- What date would you like the policy to start?
- May I have the credit card number?

- May I have the unit number of the apartment?
- What is your group number?
- What is your tobacco consumption level?
- Can you give a rough estimation of the value of your property?
- Which state is the insured person in?

Instructions:

- Now read the following four versions of the same utterance.
- The task is to rank the utterances based on the similarity in style with the talking style of the agents from Company Z.
- Please click on the 'View instructions' button above to see workout examples before starting the task.
- Use the drop down list associated with each utterance to select a ranking for each of the utterances.
- Rank = 1 means most similar and Rank = 4 means least similar.
- If you think multiple utterances are equally similar, give them the same rank.
- For example, similar best three utterances get a rank of 1 each and the other one gets a rank of 2.
- Special Case:** Note that none of the utterances may be absolutely similar in style to the reference utterances. In that case use your judgement to rank them comparatively based on their relative similarity (e.g. the one with the lowest similarity gets the lowest rank and so on).

Version-1: Perfect. Just keep an eye out on your email and you should receive that confirmation.

Rank: 1

Version-2: I will keep an eye out on your email and you should receive that confirmation.

Rank: 1

Version-3: I have sent the e-mail.

Rank: 1

Figure 8: Human evaluation UI for the evaluation of style strength.

View instructions

Appropriateness of Response: Appropriateness of response means providing a response to a person that is appropriate according to cultural and social norms. For example, it is inappropriate to say "I am happy to hear that" in response to someone saying "I had an accident". In this task our goal is to compare the appropriateness of responses of customer care agents when they are talking to customers.

- Please carefully read the following three conversations between a Customer and a customer care Agent.
- The task is to rank the responses of the **Agent** based on **Appropriateness** given the previous Customer turn.
- Note that all of the agent utterances in a task are taken from the similar kind of situation.
- Please click on the 'View instructions' button above to see workout examples before starting the task.
- Use the drop down list associated with each Agent response to select a ranking for each of the Agent responses.
- Rank = 1 means most appropriate and Rank = 3 means least appropriate.
- If you think multiple Agent responses are equally appropriate, give them the same rank score.
- For example, similar best two Agent responses get a rank of 1 each and the other one gets a rank of 2.
- Special Case:** An empty customer utterance means the agent utterance is the first utterance of the conversation.

Conversation-1

Customer: Yes. I was just in an accident.

Agent: Is everyone okay?

Rank: 1

Conversation-2

Customer: Yes. I was just in an accident.

Agent: I'm sorry to hear that. Is everyone okay?

Rank: 1

Conversation-3

Customer: I was just in an accident.

Agent: I'm sorry to hear that. Is everyone okay?

Rank: 1

Figure 9: Human evaluation UI for the evaluation of appropriateness.

ranges from -1 to +1 where $\alpha = +1$ means perfect agreement, and $\alpha = -1$ means no agreement.

D.3.3 Agreement Scores

The inter-annotator agreement in all of the tasks are shown in Table 6. Note that, for calculating agreement in the semantic correctness evaluation task, all of the data points are aggregated to measure the agreement score as they represent categorical evaluation measures. On the other hand, that is not

possible in case of ranking based evaluations for style strength and appropriateness. So, we measure the agreement for each data point and take the average agreement over all data points. We can see in the Table 6 that in all of the cases we get strong agreement (> 0.70) among the annotators for the style strength and appropriateness evaluation. The only exception is the case of style strength evaluation task in the direction of $H_1 \rightarrow H_2$, using the GPT-NeoX model. The agreement score is slightly

[View instructions](#)

Semantic Similarity: In task oriented dialogue systems, the conversation between a customer care agent and a customer is driven by intents. The customer usually reach out to an agent to fulfill some intent or need. The agent also asks questions and respond to the customer either to fulfill the customer's need or gather more information from the customer to resolve their issues. Semantic similarity means the similarity in intents between two utterances. Consider the example below.

Source Utterance: Thanks for calling us. To proceed further I will require your first and last name.

Example-1: What is your first and last name?
Example-2: I am sorry to hear that. What is your first and last name please?
Example-3: Thanks for the information. What is your husband's first and last name?
Example-4: What is your first name?

Explanation:

- In the Source Utterance the agent's only intent is to know the first and last name of the customer.
- In Example-1 and Example-2 the agent's intent is also to know the first and last name of the customer although they asked the question in a different style. But the main intent of the utterance remains the same as the Source Utterance. So, Example-1 and Example-2 are semantically similar to the Source Utterance.
- In Example-3 the agent's intent is different from the Source Utterance. In Example-3 the agent's intent is to know the customer's husband's first and last name. That is a different intent compared to the Source Utterance. So, Example-3 is not semantically similar to the Source Utterance.
- In Example-4 the agent's intent is only to know the first name of the customer. That is partially similar to the Source Utterance. So, Example-4 is partially similar in semantic meaning to the Source Utterance.

Task Description:

- Please carefully read the **Source Utterance** given below and try to find out what is the intent of the utterance.
- Then read the following three utterances named as **Example-1**, **Example-2** and **Example-3**.
- The task is to find out if **Example-1**, **Example-2** and **Example-3** are semantically similar to the **Source Utterance**.
- If an example is semantically similar to the **Source Utterance** select "Yes" from the dropdown menu associated to that example. If it is not semantically similar to the **Source Utterance** select "No".
- If the **Source Utterance** has multiple intents and only a few are similar in an example and the others are missing, select "Partially Similar".
- Note that you should not consider the utterance style or grammatical mistakes or punctuation errors when judging the semantic similarity. If the intent is similar to the **Source Utterance** then you should select "Yes".

Source Utterance: May I have the bank account number?

Example-1: Great. And what is the bank account number?
 Is this example semantically similar to the **Source Utterance**?

Example-2: Great. And what is the bank account number?
 Is this example semantically similar to the **Source Utterance**?

Example-3: May I have the bank account number?
 Is this example semantically similar to the **Source Utterance**?

Submit

Figure 10: Human evaluation UI for the evaluation of semantic correctness.

lower (0.69) in this case. Our insight is that these two directions are basically human styles and difference between them is very subtle. As a result, it is difficult for humans as well to differentiate among them. This pattern is observed when doing the automatic evaluation as well.

In case of semantic correctness evaluation task, we always get strong agreement among annotators (> 0.75).

D.4 Scaling Ranking Scores

In the style strength and appropriateness evaluation tasks we use ranking based measure among the output from various models. For example, when evaluating among 3 models, a rank of 1 means it

has highest style strength or appropriateness and a rank of 3 means the lowest style strength or appropriateness. We scale these rank scores in the range between 0 to 1 where a higher score means higher style strength or appropriateness. The ranking were scaled for each data point using the following formula.

For each data point, if the number of versions to be ranked is k and ranking of a version i ($i \in 1, \dots, k$) is r_i , then the reverse rank score, $r_i^{rev} = k - r_i + 1$. Now, the scaled rank score, $r_i^{scaled} = \frac{r_i^{rev} - \min_{j \in 1, \dots, k} r_j^{rev}}{\max_{j \in 1, \dots, k} r_j^{rev} - \min_{j \in 1, \dots, k} r_j^{rev}}$. We average over all human evaluators' scaled ranking score to get the final scaled ranking score for a data point.

D.5 Pairwise Comparison Among Models

The pairwise comparison among various versions of the models for style strength and appropriateness are shown in Table 15. This table represents the statistics on the percentage of time a model is ranked higher in the style strength and appropriateness evaluation by humans, than the other in a pair-wise manner.

E Downstream Application: Intent Classification

E.1 Dataset

We take the three domains of DSTC11 dataset namely, Insurance, Banking and Finance for this task. In this dataset, mostly the customer utterances are annotated for intents. We take the human-to-human conversations as training data and human-to-bot conversations as test data. We consider intent classes having at least 20 training utterances for this study. Then we randomly select 90% of training data from each intent class as training set and select rest of the 10% as validation set. The training, test and validation data statistics for each of the domains are shown in Table 16.

E.2 Few-Shot Style Transfer of Training Data

In this dataset, mostly customer utterances are annotated for intent classes. So, we perform few-shot style transfer of the customer utterances only, using the same procedure that we followed for agent utterances style transfer. We found out that customers are more conversational when talking to a human agent compared to when talking to a chatbot agent. So, we use few-shot customer utterances from the human-to-bot conversations to transfer the style of customers in human-to-human conversations. Then use this style transferred data for training an intent classifier. We use a 10-shot setting with dynamic prompt selection based on semantic similarity.

E.3 Intent Classification Results

We compare the performance of the intent classifier when trained on human-to-human conversations vs. training on human-to-human conversations that are transferred to human-to-bot style. We ran an ablation where we experimented with utterance level style transfer and 2-turns conversation level style transfer as these two methods yielded better style strength in our studies. We ran this ablation using only banking and finance domains out of the three domains. The classification was done 10 times with

10 random seeds for each domain. A RoBERTa-based (Liu et al., 2019) text classifier was used to perform the intent classification task. We encoded each utterance using RoBERTa where the embedding of the [CLS] token of the last layer was used as a representation of the utterance. This representation was used for intent classification. The average classification results are shown in Table 17. Overall, the utterance level style transfer yields the best intent classification results as it achieves the best style strength of the test domain (human-to-bot style).

F LLM Hyperparameters and Infrastructure Used

We use top-k sampling with temperature, t (Holtzman et al., 2019) as a decoding method for the large language models. $t = 0.1$ was set for all of our experiments. We ran all of the experiments using PyTorch. Both Bloom and GPT-NeoX were run on a computation node with 8 A100 GPUs.

G Style Transfer Evaluation Results

Table 18 and Table 19 presents human and automatic evaluation results for various evaluation metrics with standard deviations.

H Qualitative Examples

Figure 11 presents style transfer examples in all directions by various versions of our model.

I Error Analysis for Bigscience-Bloom

Examples of some common types of errors observed in 4/5-turns conversation level style transfer using Bigscience-Bloom are shown in Table 20.

J Style Discriminator Models

We train RoBERTa-based binary text classifiers to classify between the source and the target styles. Training data for these classifiers are obtained from the residual data after selecting the test and the validation sets as described in Table 5. We treat the confidence scores of these classifiers as the style strength scores. We balance the training data for both of the classes when training these classifiers. For training the classifiers to differentiate between styles (H_1, B) , (H_1, H_2) , (H_2, B) , we randomly sampled 4,875, 1,792 and 1,792 agent utterances from each class, respectively. 10% of the data were held out as a validation set. We

		GPT-NeoX (20B)						Bigscience-Bloom (176B)					
Style Directions		$U > C_1$	$U > C_2$	$C_1 > U$	$C_1 > C_2$	$C_2 > U$	$C_2 > C_1$	$U > C_1$	$U > C_2$	$C_1 > U$	$C_1 > C_2$	$C_2 > U$	$C_2 > C_1$
Style Strength	$H_1 \rightarrow B$	31.0	48.7	11.5	30.1	12.4	9.7	25.9	37.1	5.2	26.7	16.4	21.6
	$H_1 \rightarrow H_2$	24.3	31.4	24.3	19.3	25.7	16.4	15.9	67.3	31.0	69.9	13.3	8.8
	$B \rightarrow H_1$	14.7	44.1	13.7	44.1	17.6	20.6	35.0	26.0	17.9	21.1	46.3	48.8
	$B \rightarrow H_2$	62.7	67.9	1.5	28.4	3.0	3.7	34.4	78.4	17.6	74.4	2.4	3.2
	Average	33.2	48.0	12.8	30.5	14.7	12.6	27.8	52.2	17.9	48.0	19.6	20.6
Appropriate.	$H_1 \rightarrow B$	3.5	1.8	9.7	3.5	8.8	5.3	3.4	6.0	5.2	6.0	6.9	4.3
	$H_1 \rightarrow H_2$	2.1	3.6	27.1	4.3	29.3	3.6	6.2	5.3	13.3	5.3	14.2	7.1
	$B \rightarrow H_1$	1.0	2.0	0.0	2.0	0.0	1.0	4.1	7.3	0.0	6.5	1.6	4.1
	$B \rightarrow H_2$	0.0	3.7	60.4	3.7	59.7	0.0	4.0	5.6	8.8	5.6	9.6	4.8
	Average	1.7	2.8	24.3	3.4	24.5	2.5	4.4	6.1	6.8	5.9	8.1	5.1

Table 15: Human evaluation results on style strength and appropriateness. The table presents a pair-wise comparison among three versions of our model - utterance level style transfer (denoted as U), 2-turns conversation level style transfer (denoted as C_1), and 4/5-turns conversation level style transfer (denoted as C_2). Each cell represents the % of time a model is ranked higher than the other by the human evaluators. For example, column $U > C_1$ represents the % of time the utterance level style transfer model is ranked higher than the 2-turns conversation level style transfer.

	Insurance (21 classes)	Banking (9 classes)	Finance (23 classes)
# of train. utterances	849	1095	1169
# of valid. utterances	106	124	142
# of test utterances	653	144	756

Table 16: Intent classification dataset statistics.

encoded each agent utterance using a RoBERTa model where the embedding of the [CLS] token of the last layer was used as a representation of the utterance. We used this representation for the classification of the style domain. We stopped training when the validation accuracy did not improve for consecutive two epochs. The validation accuracy of the classifiers to differentiate between styles (H_1 , B), (H_1 , H_2), (H_2 , B) were 99.89%, 93.3% and 100%, respectively. Note that, style H_2 has a unique property that each agent signs their name after their responses preceded by a hyphen. If we train a classifier to identify style H_2 , it always yielded an accuracy of 100% because of the specific signature format. As a result, other stylistic properties such as vocabulary usage, crispness, conversational, and so on were missed out by the style classifier. Hence, for training the classifiers involving this style class, we removed these signatures as a preprocessing step.

K Effect on Observed Style Properties after Style Transfer

In this section, we examine the effect of style transfer on the observed style properties as described in Table 3. Note that, our main observation in this paper is that conversation styles are difficult

to determine and characterize using a fixed set of attributes (as described in Sections 2 and 4). However, we examine the effect of style transfer on the observed properties in Table 3 for the sake of completeness of our experiments and sanity checking of our models' performances. As described in Section 4, conversation styles are rather holistic and the true style of the domains H_1 , H_2 , and B go beyond these observed properties and they are difficult to characterize using a fixed set of attributes.

We present the effect of style transfer on crispness, diversity in vocabulary, and the structural attribute - signing names at the end of responses in Table 21. We have observed in Table 3 that chatbot agent (B) responses are crisper than human agent responses (H_1 , H_2). It can be observed in Table 21 that when transferring from human style (H_1) to chatbot style (B), the average number of words per agent turn is decreased by all of the models to make them crisp. Conversely, the number of average words per agent turn is increased by most of the models when transferring from chatbot style (B) to human styles (H_1 , H_2) to make them more conversational.

We also observed in Table 3 that human agents use diverse vocabulary compared to chatbot agents. Consequently, we observe in Table 21 that vocabulary is made less diverse (compressed) when transferring from human (H_1) to chatbot style (B) and more diverse (expanded) when transferring from chatbot (B) to human styles (H_1 , H_2).

Signing names at the end of a response is a unique structural style property of the style H_2 (Table 3), hence, this style property is obtained by the models only when transferring a source style to

Training data	F1 score on test data (human-to-bot conversations)								
	Insurance (21 classes)			Banking (9 classes)			Finance (23 classes)		
	Macro F1	Micro F1	Weighted F1	Macro F1	Micro F1	Weighted F1	Macro F1	Micro F1	Weighted F1
hum.-to-hum. conv.	92.39 (0.5)	92.96 (0.4)	92.46 (0.5)	94.43 (2.1)	94.44 (2.0)	94.43 (2.1)	89.70 (0.6)	91.23 (0.6)	90.49 (0.5)
hum.-to-hum. conv. transferred to hum.-to-bot style using 2-turns conversation level style transfer	-	-	-	94.70 (1.7)	94.80 (1.7)	94.70 (1.7)	89.60 (0.8)	91.20 (0.6)	90.40 (0.6)
hum.-to-hum. conv. transferred to hum.-to-bot style using utterance level style transfer	92.96 (0.5)	93.51 (0.5)	93.00 (0.5)	97.70 (1.3)	97.71 (1.2)	97.70 (1.3)	89.92 (0.5)	91.08 (0.4)	90.34 (0.4)

Table 17: Detailed Intent classification results. The ablation between two types of models - utterance level style transfer and 2-turns conversation level style transfer was performed on two domains - banking and finance. Overall, utterance level style transfer yields the best intent classification F1 scores as it achieves the highest style strength score as the test domain (human-to-bot).

	Style Directions	GPT-NeoX (20B)				Bigscience-Bloom (176B)			
		Original Utterances	Utterance Level Style Transfer	Conversation Level Style Transfer		Original Utterances	Utterance Level Style Transfer	Conversation Level Style Transfer	
		Avg. rank score	Avg. rank score	2-turns convo.	4/5-turns convo.	Avg. rank score	Avg. rank score	2-turns convo.	4/5-turns convo.
Style Strength	$H_1 \rightarrow B$	0.392 (0.483)	0.864 (0.336)	0.714 (0.445)	0.561 (0.490)	0.435 (0.482)	0.876 (0.313)	0.719 (0.433)	0.720 (0.446)
	$H_1 \rightarrow H_2$	0.15 (0.357)	0.854 (0.275)	0.855 (0.267)	0.838 (0.294)	0.125 (0.301)	0.895 (0.227)	0.924 (0.207)	0.538 (0.451)
	$B \rightarrow H_1$	0.574 (0.489)	0.851 (0.341)	0.846 (0.356)	0.690 (0.452)	0.378 (0.480)	0.692 (0.450)	0.622 (0.472)	0.856 (0.329)
	$B \rightarrow H_2$	0.043 (0.203)	0.989 (0.073)	0.805 (0.246)	0.690 (0.352)	0.024 (0.111)	0.958 (0.135)	0.897 (0.219)	0.484 (0.424)
	Average	0.290	0.890	0.805	0.695	0.241	0.855	0.791	0.650
Appropriate.	$H_1 \rightarrow B$	0.997 (0.054)	0.943 (0.231)	0.971 (0.169)	0.979 (0.142)	0.991 (0.092)	0.968 (0.175)	0.974 (0.159)	0.966 (0.183)
	$H_1 \rightarrow H_2$	0.980 (0.139)	0.798 (0.402)	0.985 (0.121)	0.977 (0.147)	0.997 (0.054)	0.917 (0.275)	0.972 (0.163)	0.974 (0.161)
	$B \rightarrow H_1$	0.997 (0.057)	1.0 (0.0)	0.997 (0.057)	0.987 (0.114)	0.995 (0.073)	0.995 (0.073)	0.980 (0.139)	0.968 (0.177)
	$B \rightarrow H_2$	0.990 (0.099)	0.481 (0.500)	1.00 (0)	0.978 (0.148)	0.995 (0.073)	0.923 (0.267)	0.957 (0.202)	0.976 (0.153)
	Average	0.991	0.806	0.988	0.980	0.995	0.951	0.971	0.971
Semantic Correct.			yes-partially-no	yes-partially-no	yes-partially-no		yes-partially-no	yes-partially-no	yes-partially-no
	$H_1 \rightarrow B$		0.885-0.026-0.089	0.938-0.009-0.053	0.920-0.027-0.053		0.948-0-0.052	0.974-0-0.026	0.767-0.035-0.198
	$H_1 \rightarrow H_2$		0.921-0.007-0.071	0.964-0.007-0.029	0.943-0.021-0.036		0.894-0.009-0.097	0.956-0-0.044	0.841-0.009-0.150
	$B \rightarrow H_1$		1-0-0	0.980-0-0.020	0.961-0.019-0.020		1-0-0	0.968-0-0.032	0.862-0-0.138
	$B \rightarrow H_2$		0.993-0-0.007	1-0-0	1-0-0		1-0-0	0.992-0-0.008	0.880-0-0.120
	Average		0.95-0.008-0.042	0.97-0.004-0.026	0.956-0.017-0.027		0.961-0.002-0.037	0.973-0-0.027	0.838-0.011-0.151

Table 18: Human evaluation results for utterance level (baseline) and conversation level style transfer with GPT-NeoX and Bigscience-Bloom LLMs using our model. The best average score over all style dimensions are marked in bold. Utterance level style transfer achieves higher style strength but conversation level style transfers yield more appropriate and semantically correct responses.

	Style Directions	GPT-NeoX (20B)				Bigscience-Bloom (176B)			
		Original Utterances	Utterance Level Style Transfer	Conversation Level Style Transfer		Original Utterances	Utterance Level Style Transfer	Conversation Level Style Transfer	
		Avg. target style strength	Avg. target style strength	Avg. target style strength	Avg. target style strength	Avg. target style strength	Avg. target style strength	Avg. target style strength	Avg. target style strength
Style Strength	$H_1 \rightarrow B$	0.038 (0.184)	0.224 (0.406)	0.184 (0.373)	0.154 (0.358)	0.036 (0.181)	0.209 (0.400)	0.196 (0.388)	0.256 (0.427)
	$H_1 \rightarrow H_2$	0.129 (0.282)	0.215 (0.349)	0.192 (0.340)	0.161 (0.308)	0.139 (0.200)	0.246 (0.370)	0.236 (0.381)	0.169 (0.308)
	$B \rightarrow H_1$	0.001 (0.001)	0.500 (0.493)	0.388 (0.485)	0.174 (0.377)	0.001 (0.001)	0.589 (0.485)	0.463 (0.496)	0.782 (0.410)
	$B \rightarrow H_2$	0	0.589 (0.464)	0.131 (0.324)	0	0	0.286 (0.386)	0.192 (0.342)	0.126 (0.328)
	Average	0.042	0.382	0.224	0.122	0.044	0.333	0.272	0.333
Semantic Correct.			Avg. semantic sim. to original utt.	Avg. semantic sim. to original utt.	Avg. semantic sim. to original utt.		Avg. semantic sim. to original utt.	Avg. semantic sim. to original utt.	Avg. semantic sim. to original utt.
	$H_1 \rightarrow B$		0.827 (0.358)	0.875 (0.211)	0.912 (0.184)		0.795 (0.207)	0.855 (0.203)	0.778 (0.239)
	$H_1 \rightarrow H_2$		0.774 (0.222)	0.842 (0.196)	0.875 (0.174)		0.752 (0.231)	0.802 (0.201)	0.793 (0.225)
	$B \rightarrow H_1$		0.860 (0.184)	0.844 (0.195)	0.919 (0.128)		0.863 (0.162)	0.850 (0.187)	0.787 (0.201)
	$B \rightarrow H_2$		0.749 (0.159)	0.801 (0.097)	0.828 (0.106)		0.756 (0.120)	0.748 (0.116)	0.781 (0.164)
	Average		0.803	0.841	0.884		0.792	0.814	0.785

Table 19: Automatic style strength and semantic correctness evaluation results for utterance level (baseline) and conversation level style transfer with GPT-NeoX and Bigscience-Bloom LLMs using our model. Utterance level style transfer achieves higher style strength and conversation level style transfers yield more semantically similar responses.

H_2 . We can observe in Table 21 that all models successfully achieve this property when transferring a source style to the style H_2 except in the 4/5-conversation-level-style-transfer using Bigscience-Bloom.

This evaluation proves that the proposed models can successfully achieve the observed style properties during style transfer.

Source Conversation in <i>Human Style (H_1)</i>	Conversation after style transfer to <i>Chatbot Style (B)</i>		
	Style transfer at utterance level	Style transfer at 2-turns conversation level	Style transfer at 4/5-turns conversation level
<p>[Agent] Thank you for calling Rivertown Insurance. How may I help you today?</p> <p>[Customer] Hey! My name is Kara Turner and I have a few policies with you guys. I just recently moved and so I want to update you guys with my new address.</p> <p>[Agent] I can definitely help with that Kara. May I have your customer number?</p> <p>[Customer] I don't have that with me. Can I give you something else?</p> <p>[Agent] Yes. I can verify you a different way. Can you provide me with your social and date of birth?</p>	<p>[Agent] How can I help you?</p> <p>[Customer] Hey! My name is Kara Turner and I have a few policies with you guys. I just recently moved and so I want to update you guys with my new address.</p> <p>[Agent] What is your customer number?</p> <p>[Customer] I don't have that with me. Can I give you something else?</p> <p>[Agent] Yes. May I have your social and date of birth?</p>	<p>[Agent] How can I help you?</p> <p>[Customer] Hey! My name is Kara Turner and I have a few policies with you guys. I just recently moved and so I want to update you guys with my new address.</p> <p>[Agent] May I have your customer number?</p> <p>[Customer] I don't have that with me. Can I give you something else?</p> <p>[Agent] Yes. I can verify you a different way. May I have your social and date of birth?</p>	<p>[Agent] How may I help you?</p> <p>[Customer] I want to update my address.</p> <p>[Agent] What is your customer number?</p> <p>[Customer] I don't have that with me. Can I give you something else?</p> <p>[Agent] Yes. I can verify you a different way. Can you provide me with your social and date of birth?</p> <p>[Customer] My social is 1234567890 and my date of birth is 12/21/89</p>

(a) Style transfer from human style (H_1) to chatbot style (B).

Source Conversation in <i>Human Style (H_1)</i>	Conversation after style transfer to <i>Human Style (H_2)</i>		
	Style transfer at utterance level	Style transfer at 2-turns conversation level	Style transfer at 4/5-turns conversation level
<p>[Agent] Good afternoon. Thank you for calling Rivertown insurance. My name is Josh, how may I help you today?</p> <p>[Customer] Well Josh its not so good. For some reason you took out my payment four days early and for a higher amount and now my bank is overdrawn.</p> <p>[Agent] I am sorry to hear that. I will help if I can. Let's start with the issue, I am assuming you use automatic billing service, correct? -AC</p> <p>[Customer] Obviously. It keeps changing days and now the bill is higher for some reason which I want to know why and now you cost me fees from my bank.</p> <p>[Agent] Alright, how about you give me your full name, account number, and your date of birth?</p>	<p>[Agent] How can I help you? -James</p> <p>[Customer] Well Josh its not so good. For some reason you took out my payment four days early and for a higher amount and now my bank is overdrawn.</p> <p>[Agent] I'm sorry to hear that. I will help if I can. Let's start with the issue, I'm assuming you use automatic billing service, correct? -AC</p> <p>[Customer] Obviously. It keeps changing days and now the bill is higher for some reason which I want to know why and now you cost me fees from my bank.</p> <p>[Agent] Thanks for the info. What is your full name, account number, and date of birth? -AC</p>	<p>[Agent] Hey, how can I help you? -AC</p> <p>[Customer] Well Josh its not so good. For some reason you took out my payment four days early and for a higher amount and now my bank is overdrawn.</p> <p>[Agent] I'm sorry to hear that. I will help if I can. Let's start with the issue, I am assuming you use automatic billing service, correct? -AC</p> <p>[Customer] Obviously. It keeps changing days and now the bill is higher for some reason which I want to know why and now you cost me fees from my bank.</p> <p>[Agent] This is concerning. Can you please send me your full name, account number, and your date of birth? -AC</p>	<p>[Agent] How may I help you?</p> <p>[Customer] I want to know why my payment was taken out four days early and for a higher amount. -James</p> <p>[Agent] I am sorry to hear that. Please write us at so we can follow up and make amends. -James</p>

(b) Style transfer from one human style (H_1) to another human style (H_2).

Source Conversation in <i>Chatbot Style (B)</i>	Conversation after style transfer to <i>Human Style (H_1)</i>		
	Style transfer at utterance level	Style transfer at 2-turns conversation level	Style transfer at 4/5-turns conversation level
<p>[Agent] How can I help you?</p> <p>[Customer] hello, i want to pay your your latest bill.</p> <p>[Agent] What period of time do you want to check your bill for?</p> <p>[Customer] from last april til august 2020</p> <p>[Agent] How much would you like to pay?</p>	<p>[Agent] Hello, thank you for calling Rivertown Insurance helpdesk. My name is Russ. How may I help you today?</p> <p>[Customer] hello, i want to pay your latest bill.</p> <p>[Agent] Okay, so what period of time do you want to check your bill for?</p> <p>[Customer] from last april til august 2020</p> <p>[Agent] How much will you pay?</p>	<p>[Agent] Hello, thank you for calling Rivertown Insurance helpdesk. My name is Russ. How may I help you today?</p> <p>[Customer] hello, i want to pay your latest bill.</p> <p>[Agent] Okay, what period of time do you want to check your bill for?</p> <p>[Customer] from last april til august 2020</p> <p>[Agent] How much will you pay?</p>	<p>[Agent] Thank you for calling Rivertown Insurance. This is Cecilia. How can I help you today?</p> <p>[Customer] Hi. My name's Maria Jacobs. I'm on Walton Street. I think I need to pay your last bill.</p> <p>[Agent] I can help you with that. Can you tell me what period of time you want to check your bill for?</p> <p>[Customer] April to August 2020.</p> <p>[Agent] How much would you like to pay?</p> <p>[Customer] I would like to pay the full amount.</p> <p>[Agent] Okay.</p>

(c) Style transfer from one chatbot style (B) to human style (H_1).

Source Conversation in <i>Chatbot Style (B)</i>	Conversation after style transfer to <i>Human Style (H_2)</i>		
	Style transfer at utterance level	Style transfer at 2-turns conversation level	Style transfer at 4/5-turns conversation level
<p>[Customer] The doctor's name is Raymond Price.</p> <p>[Agent] What is the amount of total charges?</p> <p>[Customer] I think it's around \$1,500.</p> <p>[Agent] How much have you paid?</p>	<p>[Customer] The doctor's name is Raymond Price.</p> <p>[Agent] I'm sorry to hear that. What is the total amount of charges? -AC</p> <p>[Customer] I think it's around \$1,500.</p> <p>[Agent] That's really weird. We don't wanna be stingy. How much have you paid? -James</p>	<p>[Customer] The doctor's name is Raymond Price.</p> <p>[Agent] What is the total amount of charges? -AC</p> <p>[Customer] I think it's around \$1,500.</p> <p>[Agent] That's a lot of money. How much have you paid? -James</p>	<p>[Customer] The doctor's name is Raymond Price. What is the amount of total charges?</p> <p>[Agent] \$1,500.</p> <p>[Customer] How much have you paid?</p> <p>[Agent] \$1,000. -AC</p> <p>[Customer] I have a \$500 deductible.</p>

(d) Style transfer from one chatbot style (B) to human style (H_2).

Figure 11: Style transfer examples in all directions by various versions of our model. Here, H_1 , H_2 , B refer to human style from DSTC11 dataset, style of Chipotle agents (from TWCS dataset), and Chatbot style from DSTC11 dataset, respectively.

Original 4/5-Turns Conversations	Style Transferred Version by Bigscience-Bloom
<p>Source Style: B</p> <p>[Customer] I would like to pay \$500 [Agent] Is this a checking or saving account? [Customer] This is a checking account [Agent] May I have the bank account number?</p>	<p>Target Style: H_2</p> <p>[Customer] \$500. Is this a checking or saving account? [Agent] Checking account. [Customer] What is the bank account number? [Agent] 998201450. -James</p>
<p>Source Style: H_1</p> <p>[Agent] Thank you for calling Rivertown Insurance. How may I help you today? [Customer] Yeah I'm trying to register my car and they need my insurance number and I don't have it. [Agent] That's not a problem. I can look it up for you! [Customer] Great, thanks. Trying to register this car has been a nightmare. Hopefully this will be easier. [Agent] I understand. When I registered mine it took almost a week. It was crazy.</p>	<p>Target Style: B</p> <p>[Agent] How may I help you? [Customer] I need to register my car. [Agent] May I have your policy number? [Customer] I don't have it.</p>

Table 20: Error analysis of Bigscience-Bloom when performing 4/5-turns conversation level style transfer. Sometimes customer and agent turns are swapped as shown in the upper conversation and sometimes unrelated agent responses are generated as shown in the lower conversation. Here, H_1 , H_2 , B refer to human style from DSTC11 dataset, style of Chipotle agents (from TWCS dataset), and Chatbot style from DSTC11 dataset, respectively.

Human Style, H_1	Bot Style, B	Human Style, H_2
<p>[Agent] Hi there, thank you for calling Rivertown Insurance, this is Becky speaking. How can I be of assistance? [Customer] #Um, yes, hi. I would, need help with creating my account, I enrolled a few days ago. Actually it was, I think last Thursday, on the twenty seventh. [Agent] Alright. I can definitely help you with that. [Customer] Thanks. [Agent] Mhm. Sure! Can I have your name? [Customer] #Uh, yes, it's Jeremy Hudson. [Agent] Okay, and just to make sure, that's j. e. r. e. m. y., is that correct? [Customer] Yep. [Agent] And your last name is h. o. u. s. t. o. n., correct? [Customer] No,no, it's Hudson, like the Hudson River. [Agent] Oh, I'm sorry, I apologize for that. [Customer] it's okay. [Agent] so that's h. u. d. s. o. n., is that correct? [Customer] Yep, that's it. [Agent] Okay, thanks for that. </p>	<p>[Agent] How can I help you? [Customer] hello, i want to create a new account [Agent] What is your first name please? [Customer] Joyce [Agent] What is your last name please? [Customer] my last name is Fernandez [Agent] What is the phone number? [Customer] my phone number is 443 521 5874 [Agent] Please set your security question [Customer] i want to choose "Who was your first kiss?" as my security question [Agent] May I have your date of birth? </p>	<p>[Customer] nothing worse than over cooked steak [Agent] It's definitely a bummer. I'm so sorry. Which location did you visit? I'd like to follow up. -Becky [Customer] West Orange Nj I go there a lot and it's usually perfect. [Agent] Thanks so much. I'll dig into this with our area leadership to see what went awry. -Becky [Customer] :-) [Agent] Got you, fam. -Becky</p>

Figure 12: Example conversations in styles H_1 , B , H_2 . These three styles are holistically different. Some properties of the human styles are that they are conversational, sometimes formal, and sometimes casual and friendly. For example, the human style, H_2 is informal and friendly while the other human style, H_1 is formal while both of these two human styles are conversational. In human style H_2 , agents sign their names at the end of a response preceded by a hyphen. In the other human style, H_1 , this stylistic property is not observed. Some observed properties of the bot style are crispness and to-the-point while not being informal. The conversations in human style H_1 and bot style B presented in this table, are on the same situation showing the holistic difference between these two styles. Note that, the other human style H_2 is from a different domain, hence, a conversation on a similar situation could not be found.

Observed properties	Style directions	Value before style transfer	Value after style transfer					
			GPT-NeoX (20B)			Bigscience-Bloom (176B)		
			Utterance Level	2 Turns Conv. Level	4/5 Turns Conv. Level	Utterance Level	2 Turns Conv. Level	4/5 Turns Conv. Level
Avg. # of words per agent turn (Crispness)	$H_1 \rightarrow B$	12.76 ± 8.22	10.5 ± 8.43	11.47 ± 8.56	10.94 ± 8.43	9.12 ± 7.25	10.92 ± 8.35	8.63 ± 6.35
	$H_1 \rightarrow H_2$	12.76 ± 8.22	11.9 ± 7.43	12.05 ± 7.73	11.5 ± 7.55	11.02 ± 7.69	11.87 ± 7.41	9.22 ± 6.29
	$B \rightarrow H_1$	6.97 ± 1.85	8.08 ± 3.96	8.39 ± 3.94	7.77 ± 3.86	9.14 ± 4.66	8.68 ± 4.11	9.53 ± 7.07
	$B \rightarrow H_2$	6.97 ± 1.85	9.18 ± 2.66	6.71 ± 1.95	6.53 ± 2.31	8.75 ± 2.6	7.6 ± 2.72	5.69 ± 2.84
Vocabulary size (Diversity)	$H_1 \rightarrow B$	527	477	489	458	424	488	371
	$H_1 \rightarrow H_2$	527	463	492	463	437	473	383
	$B \rightarrow H_1$	97	106	126	149	125	139	186
	$B \rightarrow H_2$	97	125	103	119	117	145	134
% of responses with a signature at the end	$H_1 \rightarrow B$	0%	0%	0%	0%	0%	0%	0%
	$H_1 \rightarrow H_2$	0%	100%	100%	96.08%	99.40%	98.19%	58.74%
	$B \rightarrow H_1$	0%	0%	0%	0%	0%	0%	0%
	$B \rightarrow H_2$	0%	100%	100%	89.73%	100%	99.34%	61.54%

Table 21: Effects of style transfer on the observed style properties such as crispness, diversity in vocabulary, and signature at the end of responses (as described in Table 3). Note that, signing names at the end of a response is a unique structural style property of the style H_2 , hence, this style property is obtained by the models only when transferring a source style to H_2 . The statistics are obtained on the test set as described in Table 5.