

Can Pre-trained Vision and Language Models Answer Visual Information-Seeking Questions?

Yang Chen^{♣♥*} Hexiang Hu[♣] Yi Luan[♣] Haitian Sun[♣] Soravit Changpinyo[♣]
 Alan Ritter[♥] Ming-Wei Chang[♣]
[♣] Google Research [♥] Georgia Institute of Technology

Abstract

Large language models [5, 7] have demonstrated an emergent capability in answering knowledge intensive questions. With recent progress on web-scale visual and language pre-training [2, 6, 38], do these models also understand how to answer **visual** information seeking questions? To answer this question, we present INFOSEEK¹, a Visual Question Answering dataset that focuses on asking information-seeking questions, where the information can not be answered by common sense knowledge. We perform a multi-stage human annotation to collect a natural distribution of high-quality visual information seeking question-answer pairs. We also construct a large-scale, automatically collected dataset by combining existing visual entity recognition datasets and Wikidata, which provides over one million examples for model fine-tuning and validation. Based on INFOSEEK, we analyzed various pre-trained Visual QA systems to gain insights into the characteristics of different pre-trained models. Our analysis shows that it is challenging for the state-of-the-art multi-modal pre-trained models to answer visual information seeking questions, but this capability is improved through fine-tuning on the automated INFOSEEK dataset. We hope our analysis paves the way to understand and develop the next generation of multi-modal pre-training.

1. Introduction

Through pre-training, large language models [5, 7] have shown an emergent capability of memorizing and leveraging knowledge efficiently [17, 42], and hence these models demonstrated amazing capabilities of answering information-seeking questions, where the information can not be easily answered by a person who asked the question. While a significant amount of work has analyzed mod-

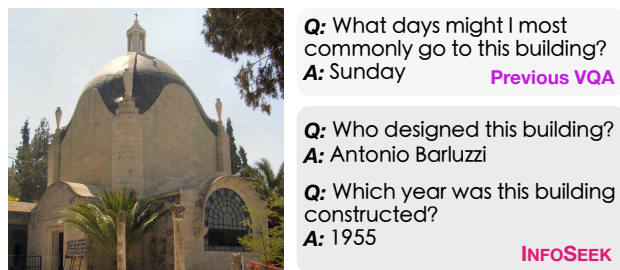


Figure 1: Can Pre-trained Vision and Language Models Answer Visual Info-Seeking Questions? We introduce a new info-seeking VQA benchmark to answer this question. In this example, a user seeks to know information about the date of construction and the designer of a building in the picture (e.g Dominius Flevit Church).

els’ capabilities to answer textual information-seeking (or info-seeking) questions, much less is known for *visual* info-seeking questions. For example, after taking a picture of the specific church in Figure 1, a person might want to know the date of construction, or who decorated the interior of the church. Although the entity is presented in the image (the specific church), the relevant knowledge (e.g. the date) is not. With similar progress on pre-trained visual and language models [2, 6, 38], *do these models also understand how to answer visual information-seeking questions?*

To study this question, a visual question answering (VQA) dataset that focuses on info-seeking questions is inevitably required. However, not all VQA datasets meet this criterion. For example, by design, the majority of questions in datasets such as VQA v2 [10] focus on visual attributes and object detection that does not require information beyond the image to answer (e.g. What color are the pants? Answer: brown). While models capable of answering these types of questions have the potential to aid visually impaired individuals [12], there is a broader class of *info-seeking* questions that cannot be easily answered by sighted adults. Handling such ques-

*Work done when interned at Google Research

¹Our dataset and evaluation toolkit is publicly available at <https://open-vision-language.github.io/infoseek>.

tions (e.g. When was this building constructed? Answer: 1955) is critical as they come closer to the naturally occurring distribution of human questions.

Existing knowledge-intensive VQA benchmarks such as OK-VQA [33] and ViQuAE [24] only cover limited aspects of visual info-seeking questions, so they cannot help us with our research question. These questions often reveal the answer, making it easier for models to predict without looking at the images. For example, a question like "Who betrayed him for 30 pieces of silver?" can likely be answered without access to the image. Our analysis shows that a significant portion of the ViQuAE questions can be answered without looking at the images (refer to Table 1). Moreover, many questions in these benchmarks can be easily answered by simply inspecting the image.² For example, most OK-VQA questions are regarding coarse-grained knowledge that many people already know: What days might I most commonly go to this building? Answer: Sunday. One only needs to know the building type (e.g., Church) rather than the specific building (e.g., Dominus Flevit Church).

In this paper, we present INFOSEEK, a large-scale VQA dataset that focuses on visual info-seeking questions. Particularly, we employ human annotators to perform a multiple-staged labeling procedure that simulates the situation where users do not know the answers and collect visual information-seeking questions following a more natural distribution. In addition, we join the annotations from a concurrent visual entity recognition dataset (i.e., OVEN [14]) with the Wikidata database [48], and employ human annotators to write templates to automatically generate visual information seeking QA pairs. As a result, over 1 million {image, question, answer} triplets are generated to support fine-tuning and validating VQA models. We split our data to ensure that memorizing knowledge during training is useless — models either have to learn to use knowledge learned during pre-training or learn to retrieve knowledge from the knowledge base.

Based on INFOSEEK, we conduct studies with state-of-the-art vision and language models [6], large language models [7] and their combination. Inspired by prior work on text-based question benchmarks [18, 42], we use two evaluation protocols: **No-KB** and **With-KB**, to study models from different families with a clear notion of what information has been accessed. In the **With-KB** protocol, a textual knowledge base corpus (e.g. Wikipedia) is provided. Therefore, systems have the option to link the image to the Wikipedia entity and extract information from the Wikipedia article. In the **No-KB** protocol, only the question and image are provided to the model without any use of an external knowledge base. In this setting, we evalu-

²Our human study in § 2 suggests that 70.8% of 500 random OK-VQA questions can be answered without a search engine.

Dataset	OK-VQA [33]	ViQuAE [24]	INFOSEEK
PaLM (Q-only)	23.8	31.5	5.6
Current SOTA	64.8	22.1	18.2
Require Knowledge [†]	29.2%	95.2%	95.6%

Table 1: **Prior knowledge-intensive VQA benchmarks are not suitable for evaluating info-seeking questions.** For ViQuAE, the Question-only model (based on PaLM (540B)) performs better than prior state-of-the-art [24], without looking at the image at all. For OK-VQA [33], annotators think most of the examples can be answered directly without external knowledge. The current SOTA performance on our challenging new dataset, i.e., INFOSEEK, comes from a pipeline model in Table 5. († :% of questions that require knowledge to answer based a human analysis on 500 random examples from each dataset.)

ate how much knowledge a single multi-modal model can memorize in its parameters, and how well it can make use of this knowledge. Our results show that end-to-end models perform significantly better than the question prior baseline, and can generalize to answer info-seeking questions on real-world images reasonably well. However, such models are performing far worse than pipeline systems that have knowledge base information, particularly on their generalization capability to natural visual info-seeking questions. Through an empirical analysis, we discovered a large space for potential improvement, if the capability of recognizing the visual entities can be further improved. Meanwhile, we highlight the unique advantage of the end-to-end model on tail entities, revealing a promising direction for combining the advantages of both end-to-end and pipeline models.

2. The Need for a New Visual Information Seeking Benchmark

To evaluate the ability of pre-trained models to answer visual *info-seeking* questions, a dataset specifically designed for this purpose is necessary. In this section, we present a comprehensive analysis of the most closely related knowledge-based VQA benchmarks and show that none of them meet the criteria needed to effectively evaluate information-seeking VQA. Early efforts in this area, such as KBQA [50] and FVQA [49], were based on domain-specific knowledge graphs, while recent datasets like OK-VQA [33] and A-OKVQA [45] have improved upon this foundation by incorporating an open-domain approach and highlighting common-sense knowledge. Among the existing benchmarks, K-VQA [44] and ViQuAE [24] are most relevant to our study, but they have limitations in their question generation process, as discussed below. In our analysis, we focus on three crucial aspects when evaluating the per-

formance of pre-trained models on these benchmarks: (1) the level of *information-seeking intent*, (2) the *reliance on visual understanding*, and (3) *coverage of diverse entities*.

Information Seeking Intent. The evaluation of models’ ability to answer information-seeking questions requires fine-grained knowledge, which a person is unlikely to know off the top of their head. However, an analysis of 500 randomly sampled questions from OK-VQA [33] reveals that many questions can be answered without external knowledge. Annotators were asked to determine if they could answer the question directly based on the image without using a search engine. We find that 70.8% of questions in OK-VQA can be easily answered in this way, indicating the dataset primarily focuses on knowledge that is commonly known to people. This makes it unsuitable for evaluating pre-trained models on long-tailed knowledge, an area where these models have shown weaknesses [19].

Dependency on Visual Understanding. In contrast to OK-VQA, the ViQuAE dataset aims to test fine-grained knowledge of visual entities by pairing questions from TriviaQA [18] with images. However, our pilot analysis found that many of these questions can be answered without referring to the image, as the questions often reveal sufficient information to determine the answer. To quantify this observation, we provide a question from the evaluation set to a large language model PaLM (540B) [7], and ask the model to answer that question. Results on the ViQuAE test set are shown in Table 1. Surprisingly, we find that PaLM can read questions and generate answers with 31.5% accuracy, outperforming the SOTA retrieval-based model [24] (which has access to the image) on this dataset by 9.4%. Although PaLM is a much larger model, this experiment illustrates that it is possible to achieve very good performance on ViQuAE without using information from the image.

Entity Coverage. In our analysis of current benchmark datasets for visual information-seeking questions, we found that coverage of entity categories is often limited. K-VQA only focuses on human subjects, while over 43% of questions in ViQuAE revolve around human entities. Such limitations hinder the evaluation of a model’s knowledge across various entity categories and may result in reduced task complexity, as the evaluation may be limited to mere facial recognition.

To address these limitations, we present INFOSEEK (§ 3), a new benchmark for pre-trained multi-modal models on visual information-seeking questions. Our work builds on top of the concurrent visual entity recognition dataset, OVEN [14], which is designed to answer questions related to the identification of visual entities. We take visual info-seeking a step further by benchmarking info-seeking questions about visual entities, which allows us to test the pre-training knowledge of models beyond simply recognizing

Dataset	# {I, Q, A}	Len of Q/A	# Entity	# Ent. type
OK-VQA [33]	14K	8.1/1.3	-	- [★]
K-VQA [44]	183K	10.1/1.6	18,880	1 [†]
ViQuAE [24]	3.6K	12.4/1.7	2,539	980
INFOSEEK				
- Wikidata	1.35M	8.9/1.5	11,481	2,739
- Human	8.9K	7.8/2.3	806	527

Table 2: **Dataset Statistics of Knowledge-based VQA datasets.** (★: OK-VQA does not specify visual entities; †: K-VQA covers only human entity type.)

an entity.

3. INFOSEEK: A Benchmark of Visual Info-seeking Questions

Based on the analysis in § 2, we present INFOSEEK, a comprehensive benchmark that is specifically designed to evaluate pre-trained visual-language models on visual info-seeking questions. INFOSEEK consists of two parts: a collection of human-written visual info-seeking questions (8.9K) to simulate information seeking intent (see § 3.1) and an automated dataset (1.3M) to cover a diverse range of entities for large-scale training and evaluation purposes (see § 3.2). We split the dataset to ensure overfitting to the training set through memorization is useless, thereby emphasizing the importance of pre-training to acquire knowledge or the use of an external knowledge base (see § 3.3. Table 2 summarizes the dataset statistics, including the number of entity types calculated following [24].

Image Sources for Diverse Entity Coverage. To test fine-grained knowledge of pre-trained visual-language models on a wide range of entities, we sourced images from 9 commonly-used image classification or retrieval datasets following OVEN [14]. These images cover diverse categories of fine-grained visual entities including landmarks, animals, aircrafts, and plants, and are primarily collected from the web. OVEN provides a linking annotation between the visual entity in the image to a corresponding Wikipedia page, which is achieved through applying a text-based entity linker to the image’s text label from the classification datasets. Based on OVEN’s linking annotations, we leverage information present in Wikipedia to create INFOSEEK as a testbed for visual info-seeking questions.

3.1. INFOSEEK_{Human}: Natural Info-Seeking QAs

To ensure the *dependency on visual understanding* in INFOSEEK and prevent models from taking shortcuts in the question without using the image (as shown in Table 1), we adopt a two-stage approach in the annotation process

to prevent question askers having prior knowledge of the answer. This approach is inspired by a textual QA dataset, TyDiQA [8], and simulate the situation where users do not know the answers and collect questions with *information-seeking intents*.

Question Writing. During the question writing stage, annotators are provided with an image and the Wikipedia title of the visual entity. They are asked to write questions based on their own curiosity and information needs. To aid the question-writing process, annotators are given a short description consisting of the first 15 words from the Wikipedia article in addition to a list of section titles. This helps to ensure that the questions reflect a genuine interest in learning about important aspects of the entity without seeing the answer. To prevent trivial questions, such as those asking about visual attributes, binary questions (Yes/No), or questions that can be answered from the description or section titles, we enforce restrictions during the annotation process. By preventing annotators from seeing the answers while writing questions, this approach addresses a common issue of lexical overlap between questions and evidence [23] in existing QA datasets [40], which biases the evaluation performance of visual-language model towards a strong language model component.

Answer Labeling. After we collected a list of questions for a given entity, we randomly assign these questions to a different group of annotators to label answers. Question answerers were shown the Wikipedia article for the entity (annotated by OVEN) and asked to find a concise answer to the questions: a text span that is as short as possible while still forming a satisfactory answer. For each answer annotation, the answer annotators were required to categorize the question into three types: questions about time such as year or date (TIME), about a numerical measurement such as height or a weight range (min to max) (NUMERICAL), and others such as location or name (STRING). If no such answer spans can be found on Wikipedia, annotators leave it as N/A and we discard these questions following TyDiQA-GoldP [8]. Additionally, annotators were asked to provide a short sentence as evidence containing the answer, to be used as a reference.

Given one annotated QA pair for a visual entity, we constructed image-question-answer (IQA) triples by sampling 3-9 images. To ensure the accuracy of the IQA triples, annotators were tasked with verifying the triples and modifying the questions to clearly specify the visual entity being queried in the event of multiple objects in the image. The majority of the images contain a single major object, allowing us to increase the number of final IQA triples to 8,931, encompassing 28%/27%/45% of time, numerical, and string questions respectively.

3.2. INFOSEEK_{Wikidata}: 1 Million Automated QAs

Human annotation is a valuable method for collecting high-quality question-answer pairs, however it is also resource-intensive and limits our ability to evaluate pre-trained models on a large-scale setting. We scale up the dataset with automatically generated examples, transforming knowledge triples (subj, relation, obj) in Wikidata³ to natural language questions using human-authored question templates. In total it consists of 1.3M examples for training and evaluation and allows us to examine pre-trained models on 11K visual entities covering 2.7K different types as shown in Table 2.

Question Generation. We leverage knowledge triples (subject, relation, object) in Wikidata to generate natural language question-answer pairs using human-authored question templates. For each relation, human annotators are enlisted to write one or two question templates, which contain a placeholder for a hypernym of the visual entity (e.g., car, building, etc). We conducted a rigorous selection process to identify 300 relations that meet specific criteria for mimicking information-seeking intent, such as the absence of visual attribution, a large answer space (over 5 entities), no ambiguous answers, and the absence of offensive content. To eliminate ambiguity of the numerical questions caused by unit conversion issues, we designed question templates with placeholders for unit measurements (e.g., cm or ft). Finally, we generate IQA triples by enumerating images of a visual entity with corresponding QA pairs. Based on a manual inspection of 500 random examples, we found this image-sampling process rarely produces bad examples ($\leq 1.2\%$).

QA Pair Filtering and Subsampling. With the QA pairs generated from the previous step, we take a two-step process to ensure the questions are diverse and the answers can be referenced from a pre-training corpus such as Wikipedia. First, we filter out QA pairs if the answer from the Wikidata cannot be found in the Wikipedia article of the entity. We use exact matching to check answers of a string or time typed questions, and check the numerical answers based on a relaxed evaluation metric described in § 3.4. This process results in retaining 80%, 55%, and 70% of time/numerical/string QA pairs, respectively. Our manual analysis of 200 QA pairs showed that 97% of them could be found in Wikipedia.

Next, to ensure that questions are diverse and not biased towards a particular category of entity or information need, we perform subsampling to balance the dataset. The relations between entities in Wikidata can be heavily skewed, with some entity categories (such as buildings and landmarks) being over-represented. Therefore, we follow the approach described in [57] to downsample frequent rela-

³Wikidata 2022-10-03 Dump

tion types and entity categories, and balance the answer frequency per relation (details in Appendix).

3.3. Data Split for Evaluation.

To evaluate the knowledge acquired by the pre-trained models, we design the evaluation split of our dataset to prevent overfitting to the training set and focus on evaluating the generalization ability of the models. We aim to test two types of generalization: the ability to answer questions not seen in the training set and the ability to answer questions regarding new entities.

To achieve this, we define the **Unseen Entity** split, where a portion of the entities are held out during training and only included in the evaluation. For entities that are seen during training, we define the **Unseen Question** split, where we hold out a portion of the QA pairs for evaluation. In this way, the training set serves as a scaffold to elicit the knowledge stored in the pre-trained models and turn the attention to focus on pre-training.

3.4. Evaluation Metric

INFOSEEK has three types of questions, *i.e.*, STRING, TIME, and NUMERICAL, which are evaluated differently. Particularly, we adopt the VQA accuracy [10, 33] against multiple references for STRING and TIME questions, and utilize *Relaxed Accuracy* [34, 35] for NUMERICAL questions. For STRING questions, we use the alias of answers from Wikidata as multiple references for INFOSEEK_{Wikidata} (#avg = 4.5), and the human annotated multiple references for INFOSEEK_{Human} (#avg = 2.4). For TIME questions, the answer references account for different date formats of year/month/day. Meanwhile, we perform a relaxed match (with a one-year error tolerance) to measure the model’s prediction, because it is quite often that historical events are only associated with estimated time. For NUMERICAL questions, exact match would not be able to handle the case where a range (*e.g.*, a pair of minimum and maximum values) is provided as annotated ground-truth. To account for this, we make a slight modification to the Relaxed Accuracy with a 10% tolerance range. A single value prediction is counted as correct if it falls within the answer range, and a range prediction is correct if the intersection-of-union between the prediction and answer is greater than or equal to 50%. Finally, we calculate the accuracy for each data split (UNSEEN QUESTION and UNSEEN ENTITY), and take the harmonic mean of the two splits as the overall accuracy.

4. Protocols and Models for INFOSEEK

Motivated by previous research on text-based question benchmarks [18, 42], we introduce two evaluation protocols, *i.e.*, *No KB* and *With KB*, to evaluate models with different information accessible from the INFOSEEK. Table 3 has provided a comparison of the two setups. This key

design choice is made to encourage models from different families to be compared with a clear notion of what information has been accessed. We note that the *No KB* protocol is strictly more challenging than the *With KB* protocol.

The No-KB protocol. In this protocol, models are asked to directly predict the answer from looking at the image and question, aligning with the input and output for traditional VQA systems. Such a pre-trained end-to-end model would need to store world knowledge into its parameters to answer the question effectively. The key research question here is how much knowledge can an end-to-end model memorize in its parameters, and how well can it utilize this knowledge after fine-tuning on INFOSEEK_{Wikidata}? To this purpose, we provide the model with standard VQA formatted data, *i.e.*, {Image (I), Question(Q), Answer(A)} triplets for training / validation, and {I, Q} pairs for testing.

The With-KB protocol. Alternatively, the *With KB* protocol encourages an additional step of visual entity recognition. It provides training signals to prepare models to first recognize the queried visual entity and then leverage the information to query a large language model for answers, or identify a set of Wikipedia articles as supporting materials for predicting the answer. The goal of this setting is to analyze the headroom for improvements when a viable reasoning chain is explicitly provided. As a result, the VQA task is transformed into a pipeline of two sub-tasks, *i.e.*, (1) visual entity recognition; and (2) language question answering with entity information. Concretely, we provide a 100K Wikipedia Multi-modal KB (article and infobox image) to the model, which includes visual entities present in INFOSEEK combined with top frequent entities from Wikipedia. During the training and validation, models under the *With KB* protocol are additionally provided with entity labels for each queried visual entity in the image. During the test time, the model is still evaluated with only {I, Q} pairs provided.

Figure 2 provides a conceptual illustration of example models for the two proposed evaluation protocols, where the details about inputs and outputs of these models during the inference are presented. Particularly, in the following sections, we discuss the details for *No KB* models and *With KB* models, in the § 4.1 and the § 4.2, respectively.

4.1. Models without KB Information

PaLM (Q-only) Model. To validate the importance of visual content in the INFOSEEK, we build this baseline from a pre-trained LLM with text questions as the only input. Specifically, we prompt PaLM (540B) [7] with 5 random questions and answers from the training set, followed by the target question, and let the model generate an answer. The prompt template has the following format: "question:{Q1} answer:{A1}...question:{Q} answer:", which is

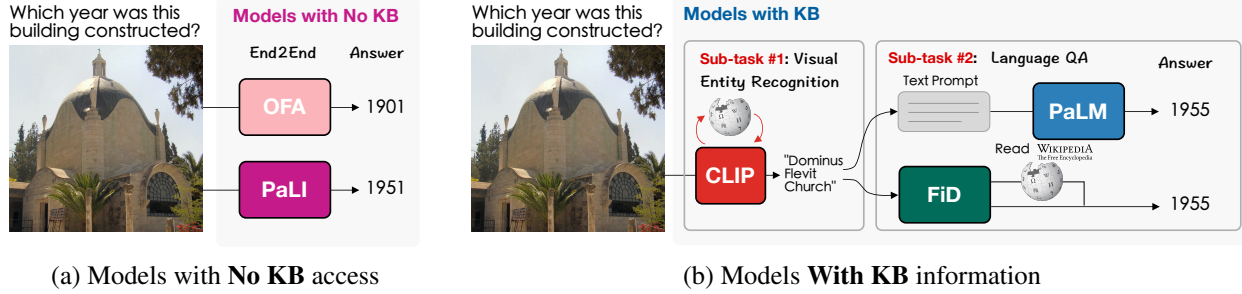


Figure 2: **Demonstrative comparison of two types of visual info-seeking models**, under the proposed *No KB* and *With KB* evaluation protocols. The key difference is whether auxiliary data for visual entity recognition and knowledge base is available during the model’s training procedure.

Eval Protocol	Training/Validation	Testing	Methods	Example Models	Knowledge Base
No-KB	{I, Q, A}	{I, Q}	End-to-end Model	PaLI [6], OFA [29]	-
With-KB	{I, Q, A, E}	{I, Q}	Pipeline System	CLIP [38] → PaLM [7] / FiD [17]	Wikipedia

Table 3: **Two evaluation protocols of INFOSEEK**. I: image, Q: question, A: answer, E: the queried visual entity.

used to answer each question in the evaluation set.

PaLI Model. We use the pre-trained vision-language model PaLI [6] as it achieves SOTA performances on benchmarks such as VQAv2 [10] and OK-VQA [33]. PaLI-17B combines a pre-trained multilingual language model (mT5_{XXL} [55]) with a vision transformer ViT-e [6] and performs multi-modal pre-training on the WebLI image-caption dataset [6]. We fine-tuned PaLI on the INFOSEEK training set for 10K steps with a batch size of 128.

OFA Model. We adopt another pre-trained vision-language model, OFA [51]. We use the OFA_{large} (470M), which combines a ResNet152 [13] image encoder (60M) with a pre-trained language model BART_{large} (403M) [25] and is jointly pre-trained on 20M publicly available image-text pairs. We fine-tuned OFA on the INFOSEEK training set for 20K steps with a batch size of 512.

4.2. Models with KB Information

As aforementioned, in this protocol, we explicitly model the path to answer info-seeking questions with two decoupled sub-tasks: (1) recognizing the visual entity grounded to the KB and (2) textual reasoning to answer the question. A hidden benefit of such pipeline systems is the improved interpretability, because it is easier to locate the source of error, via diagnosing each sub-task component.

Sub-task #1: Visual Entity Recognition. We follow the entity recognition task defined in OVEN [14], and use an image and a text query (e.g., “What is this building?”) as model inputs, and predict entities among 100K multi-modal Wikipedia entries. Particularly, we employ the pre-trained CLIP [38] model (ViT-L/14), as our

visual entity recognition model, because of its strong generalization capability. Specifically, we fine-tuned CLIP to encode multi-modal representations (image, question) from our dataset as query, and (wikipedia image, wikipedia title) from the KB as candidates. Using this CLIP-based encoder, we then retrieve the top $k=5$ most similar entities based on weighted cosine similarity scores computed between the query and candidates. See the appendix for more details.

Sub-task #2: Language QA with LLM or KB Reader. Through visual entity recognition, we can now represent the queried visual information as its textual description. This enables us to investigate the language reasoning component independently to understand how much improvement a strong LLM or a KB reader can bring.

- **PaLM: Read-from-memory.** We use PaLM (540B) to investigate the amount of knowledge that can be memorized in the model’s parameters from pre-training on text corpora. Given a question and the queried entity name (from entity recognition), we let PaLM generate an answer to the question. Specifically, we randomly sample 5 question-answer pairs from the training set along with their corresponding queried entities (E), followed by the question from the evaluation set. We provide this template to PaLM: "question: This is {entity} {Q} answer:" and ask it to generate an answer.
- **Fusion-in Decoder (FiD): Read-from-KB.** We experiment with a SotA retrieval-augmented encoder-decoder model to read information from a KB, to understand the value of Wikipedia articles in the KB. Specifically, a pre-trained Fusion-in-Decoder (FiD [17]) model is em-

Model	# Params	INFOSEEK _{Wikidata}			INFOSEEK _{Human}			OK-VQA	VQAv2
		UNSEEN QUESTION	UNSEEN ENTITY	Overall	UNSEEN QUESTION	UNSEEN ENTITY	Overall	Accuracy	Accuracy
Prior	-	3.9	2.7	3.2	0.3	0.3	0.3	-	32.1 [†]
PaLM (Q-only)	540B	5.1	3.7	4.3	4.8	6.6	5.6	23.8	43.0
OFA	470M	14.8	9.7	11.7	6.2	2.9	4.0	49.9	80.7
PaLI-17B	17B	20.7	16.0	18.1	13.3	5.9	8.2	64.8	84.6

Table 4: **Comparison between models with No-KB on INFOSEEK.** PaLI-17B model [6] is the strongest model under this setting. Comparing to OK-VQA and VQAv2 results, the overall INFOSEEK performance is significantly worse, indicating INFOSEEK is more challenging. (†: Adopted from [1]).

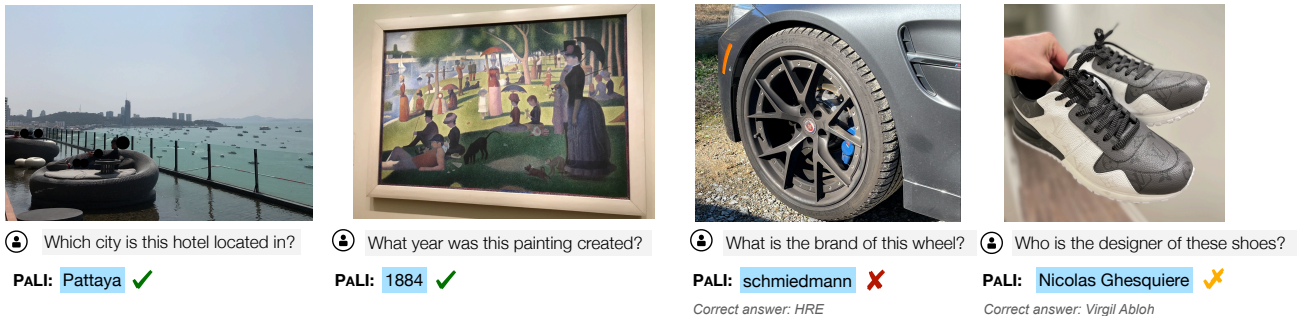


Figure 3: **Examples of PaLI’s prediction on real-world images (collected by authors).** INFOSEEK fine-tuned PaLI is capable of answering visual information-seeking questions on real-world inputs. In the rightmost example, the prediction is partially correct, as it correctly identified the head designer of the brand but not that particular pair of shoes.

ployed, which takes $N=100$ retrieved articles as input and generates an answer. The model is pre-trained with a T5_{Large} [39] backbone (# params = 660M) on the Natural Questions dataset [22]. We then fine-tune it on the INFOSEEK training set with 64 batch sizes for 200 steps. During inference, we retrieve the first 20 passages (maximum 192 tokens each) from Wikipedia for $k=5$ visual entities (from entity recognition) and feed a total of 100 passages to FiD to generate the answer.

5. Experiments

Based on the evaluation setups introduced in § 4, we discuss the experimental results for models without and with KB, in § 5.1 and § 5.2. An in-depth analysis is performed in § 5.3. We refer to the Appendix for details on specific model implementation.

5.1. Results for Models without KB

Table 4 presents the results of end-to-end models, without access to KB information. The best pre-trained model in this setting is PaLI, though the absolute number on the model’s overall performance remains low. This is partially due to the fact that answering questions in INFOSEEK often requires identifying entities and retrieving specific informa-

tion relevant to the question, making it a challenging task for end-to-end models. As PaLI is pre-trained on a larger corpus with more model parameters, it demonstrates better generalization ability on the UNSEEN ENTITY split compared to OFA. Meanwhile, there remains a noticeable gap in performance on the UNSEEN QUESTION and UNSEEN ENTITY splits, indicating that models struggle with generalization to new visual entities.

Info-Seeking questions are more difficult. Table 4 has also shown each model’s result on other VQA datasets, such as OK-VQA [33] and VQA v2 [10]. Comparing them with results on INFOSEEK, we observe a drastic performance gap, which further emphasizes the difficulty of answering visual info-seeking questions on INFOSEEK.

Fine-tuning elicits knowledge from the model. To demonstrate the value of INFOSEEK training data, we report zero-shot performance of the best pre-trained models, *i.e.*, PaLI. Specifically, we find that without fine-tuning, PaLI can produce a negligible overall performance on the INFOSEEK_{Wikidata} (*e.g.*, 1.9) and INFOSEEK_{Human} (*e.g.*, 1.8), which is significantly worse than the fine-tuned counterpart, even on unseen entities. This provides evidence to support the hypothesis that fine-tuning has helped elicit knowledge from the pre-trained PaLI model. To further validate this

Model	# Params	Components use KB	INFOSEEK _{Wikidata}			INFOSEEK _{Human}		
			UNSEEN QUESTION	UNSEEN ENTITY	Overall	UNSEEN QUESTION	UNSEEN ENTITY	Overall
Best No-KB model	17B	-	20.7	16.0	18.1	13.3	5.9	8.2
CLIP → PaLM	540B	CLIP	21.9	18.6	20.1	15.6	14.9	15.2
CLIP → FiD	1B	CLIP & FiD	20.7	18.1	19.3	18.9	17.6	18.2

Table 5: **INFOSEEK results With-KB.** Pipeline systems outperform the best end-to-end model (*i.e.*, PaLI) by a big margin, especially on the unseen entity split where the queried visual entities are not seen in the training set. This performance gap is enlarged when evaluated on the INFOSEEK_{Human}, indicating a larger generalization gap for **No-KB** models.

hypothesis, we conducted a real-world evaluation on the fine-tuned PaLI model, to test models on real-world images unavailable from the Internet (so it is not a part of PaLI’s pre-training data). Particularly, we evaluate PaLI with 90 questions on 30 images captured by the authors, on visual entities outside of the INFOSEEK training corpus. As a result, PaLI answered 22.2% of questions correctly. Figure 3 presents a few of PaLI’s correct predictions and mistakes.

5.2. Results for Models with KB

Table 5 presents the results for pipeline models with access to knowledge base information and also compares the best results in Table 4 for reference. One observation is that the pipeline models are significantly better than the best No-KB models (end-to-end), especially on the challenging INFOSEEK_{Human} split. This suggests that the pipeline systems with disentangled visual recognition and language reasoning have the capability of answering visual info-seeking questions. It also demonstrates that the names of visual entities are effective to convey information across the modality for info-seeking visual questions answering.

Reading from KB benefits generalization more. Comparing two Language QA models, we further observe that the FiD model, which reads the Wikipedia article, achieves the best generalization performance INFOSEEK_{Human}, and by a *large margin*. This suggests that accessing the real-world text content is important for answering real-world visual info-seeking questions, even though large LM such as PaLM has demonstrated an on-par performance on the automated evaluation data INFOSEEK_{Wikidata}.

		→PaLM	→FiD
	(Entity Acc.)	(INFOSEEK Acc.)	
CLIP	22.2	20.4	20.9
Oracle	100	46.2	52.5

Table 6: Better entity recognition can lead to significant performance gain (results on INFOSEEK_{Wikidata} Validation).

Model	TIME (Acc.)	NUMERICAL (Relaxed Acc.)	STRING (Acc.)
No-KB Setting			
Prior	0	4.4	5.0
PaLM (Q-only)	0	11.4	4.0
OFA	2.7	14.7	16.3
PaLI-17B	3.8	18.4	27.4
With-KB Setting			
CLIP → PaLM	12.5	27.7	21.7
CLIP → FiD	12.3	23.4	23.9

Table 7: **Results w.r.t. different question types** on the INFOSEEK_{Wikidata} validation set, unseen entity split. End-to-end models (*e.g.*, PaLI) lack deeper knowledge to answer TIME and NUMERICAL questions but achieves strong performance on other questions with sole visual input.

Better entity recognition can lead to significant performance improvement. We found that visual entity recognition is a very challenging task (as CLIP achieves only 22% accuracy in entity recognition), and its performance becomes one of the bottlenecks for the pipeline models. Table 6 presents a study that shows the existence of a large space for performance improvement if there exists an oracle entity recognition model. Without any advances in the language QA models, the performance of answering visual info-seeking questions on INFOSEEK can improve from ~20% to ~50%.

5.3. Analysis

In this section, we aim to compare models that have *No KB* against models that *have KB information*, perform an error analysis of different models, and analyze what capability is missing from pre-trained vision-language models.

Performance on different question types. Table 7 shows break-down results for models’ performances under different question types, on the INFOSEEK_{Wikidata} validation, unseen question split. Comparing models under **No KB**



Q: Which region is this animal exclusively found?

A: U.S.A

End-to-end (PaLI): U.S.A ✓

Pipeline (Retrieval): Brazil ✗



Q: What country does this building belong to?

A: Brazil

End-to-end (PaLI): Brazil ✓

Pipeline (Retrieval): United Kingdom ✗



Q: What was the date this type of aircraft took the first flight?

A: 1981 September 26

End-to-end (PaLI): 1955 2 22 ✗

Pipeline (Retrieval): 1981 September 26 ✓



Q: What is the altitude of this building measured at meters above sea level?

A: 2430

End-to-end (PaLI): 3800 ✗

Pipeline (Retrieval): 2430 ✓

Figure 4: **Examples** of wins and loses of PaLI-17B and CLIP → FiD on tail and head entities (left → right: tail → head).

and **With KB** settings, we discovered that end-to-end models such as PaLI-17B, have a short barrel on fine-grained knowledge-intensive questions, such as TIME and NUMERICAL questions. It can perform well on other questions, which are more about querying attributes or resolving relations between entities. Comparing **With KB** models, PaLM and FiD perform on par with each other on this automated evaluation data. However, when evaluated on the natural info-seeking human queries, FiD has a better generalization, particularly on the TIME and NUMERICAL questions. Specifically, FiD got $\text{Acc}_{\text{TIME}} = 21.5$ and $\text{Acc}_{\text{NUMERICAL}} = 25.6$, while PaLM only got $\text{Acc}_{\text{TIME}} = 14.6$ and $\text{Acc}_{\text{NUMERICAL}} = 21.3$, on the INFOSEEK_{Human}. One possible reason is that natural info-seeking questions by human annotators focus more on very fine-grained information, which is rare and hard to memorize for PaLM. In contrast, FiD can read Wikipedia articles and take advantage of them to predict the answer.

Performance on Head vs. Tail entities. Although pipeline models with KB access are overall stronger, surprisingly, we observe that end-to-end models have a unique advantage for info-seeking VQA, particularly on the tail entities. Figure 5 presents a comparison of models, with group-wise performances on Wikipedia entities that are least popular (less monthly page views) to most popular (more monthly page views). The histogram is generated based on the average monthly Wikipedia pageviews in 2022, following [31]. Surprisingly, the results show that PaLI-17B outperforms the pipeline systems by a large margin on the tail entities, particularly for questions related to geographical information. We show some qualitative examples in Figure 4, for entities from baskets of different monthly page views. This suggests that there are different routes to answer visual info-seeking questions and that pipeline systems that rely on an explicit decomposition of the VQA task may be redundant and susceptible to error propagation from the entity linking stage. However, a clear trend emerged showing that pipeline systems outperform end-to-end PaLI on head entities, presenting a promising direction for combining both advantages.

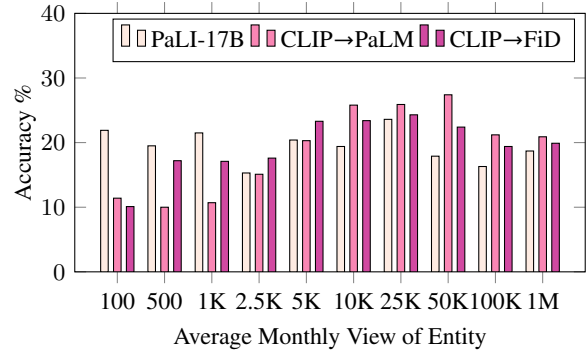


Figure 5: End-to-end model (PaLI) outperforms pipeline systems on tail entities but overturned on more popular entities. Performance on INFOSEEK_{Wikipedia} validation set is separated based on the average monthly Wikipedia pageviews of the queried visual entity.

6. Related Works

Pre-trained Vision Language Models. In recent years, there has been significant growth in the development of vision-language models pre-trained on large-scale image-text datasets [3, 29, 38, 51, 58]. One line of research aims to augment a pre-trained language model with visual modality by learning a mapping from an external visual encoder to the frozen language model [2, 20, 26], demonstrating a zero-shot capability to perform multi-modal tasks leveraging knowledge stored in the language model. Recently, PaLI [6] fine-tuned on OK-VQA achieved SOTA performance and outperformed previous retrieval-based methods [11, 27] by a substantial margin. However, our results on the INFOSEEK benchmark show that PaLI falls significantly behind pipeline systems with access to a knowledge base (KB), particularly on Time and Numerical questions. This suggests that there is still significant room for improvement in pre-trained vision-language models for visual information-seeking tasks.

Models for Knowledge-based VQA. Various approaches have been proposed to address knowledge-based VQA tasks [33] by incorporating external knowledge into vision-language models. One approach is to retrieve information from an external knowledge base [16, 32, 53] and employ fusion-in-decoder (FID)[17] to perform language QA[11, 27]. Another approach is to transform the image into a text caption and use an LLM [5, 7] to answer questions [15, 56]. This approach can also be considered as an augmented language model that leverages an image caption tool to enable the visual modality without additional fine-tuning [36]. To investigate the potential for improving an end-to-end pre-trained vision-language model on INFOSEEK, we utilize both of the aforementioned approaches. Since the dataset focuses on fine-grained visual entities, we use the OVEN model [14] to recognize visual entities in the images, rather than relying on the coarse-grained image caption tool. Our results demonstrate the advantages of leveraging external knowledge and highlight the key challenges associated with error propagation at the visual entity recognition step.

7. Conclusion

We have introduced INFOSEEK, a large-scale VQA dataset that focuses on asking visual info-seeking questions. With INFOSEEK, we investigate various pre-trained vision-language models, to validate whether they can answer visual info-seeking questions. Our analysis reveals that current SotA pre-trained visual-language models can not answer visual info-seeking questions in zero-shot. However, with proper fine-tuning on INFOSEEK, it exhibits moderate capability to answer questions in INFOSEEK, particularly on the entities and questions that have not been seen during the model fine-tuning. Though some degree of success has been witnessed, we found that such models struggle to address questions requiring deeper knowledge, such as questions about time and numerical information. In contrast, pipeline systems that explicitly divide the problem and separately concur decoupled sub-tasks (*i.e.*, visual reasoning and language question answering), can more faithfully incorporate the knowledge base information, and perform significantly better than the end-to-end vision-language models. This suggests that incorporating fine-grained knowledge into the pre-training process holds significant potential to improve end-to-end models. Additionally, we identify the unique advantage of end-to-end models in handling tail entities, providing a promising direction for combining the strengths of both pipeline and end-to-end models.

Acknowledgement

We thank Jialin Wu, Luowei Zhou for reviewing an early version of this paper. We thank Xi Chen for providing dif-

ferent variants of PaLI pre-trained checkpoints. We also thank Radu Soricut, Anelia Angelova for valuable discussions and feedback on the project. Yang Chen is partially funded by the NSF (IIS-2052498).

References

- [1] Aishwarya Agrawal, Dhruv Batra, Devi Parikh, and Anirudha Kembhavi. Don’t just assume; look and answer: Overcoming priors for visual question answering. In *Proceedings of the IEEE conference on computer vision and pattern recognition*, pages 4971–4980, 2018. 7
- [2] Jean-Baptiste Alayrac, Jeff Donahue, Pauline Luc, Antoine Miech, Iain Barr, Yana Hasson, Karel Lenc, Arthur Mensch, Katie Millican, Malcolm Reynolds, et al. Flamingo: a visual language model for few-shot learning. *Conference on Neural Information Processing Systems*, 2022. 1, 9
- [3] Hangbo Bao, Li Dong, Songhao Piao, and Furu Wei. Beit: Bert pre-training of image transformers. *arXiv preprint arXiv:2106.08254*, 2021. 9
- [4] Lukas Bossard, Matthieu Guillaumin, and Luc Van Gool. Food-101—mining discriminative components with random forests. In *European Conference on Computer Vision*. Springer, 2014. 13
- [5] Tom Brown, Benjamin Mann, Nick Ryder, Melanie Subbiah, Jared D Kaplan, Prafulla Dhariwal, Arvind Neelakantan, Pranav Shyam, Girish Sastry, Amanda Askell, et al. Language models are few-shot learners. *Conference on Neural Information Processing Systems*, 2020. 1, 10
- [6] Xi Chen, Xiao Wang, Soravit Changpinyo, AJ Piergiovanni, Piotr Padlewski, Daniel Salz, Sebastian Goodman, Adam Grycner, Basil Mustafa, Lucas Beyer, et al. Pali: A jointly-scaled multilingual language-image model. *International Conference on Learning Representations*, 2023. 1, 2, 6, 7, 9, 14, 15
- [7] Aakanksha Chowdhery, Sharan Narang, Jacob Devlin, Maarten Bosma, Gaurav Mishra, Adam Roberts, Paul Barham, Hyung Won Chung, Charles Sutton, Sebastian Gehrmann, et al. Palm: Scaling language modeling with pathways. *arXiv preprint arXiv:2204.02311*, 2022. 1, 2, 3, 5, 6, 10, 15
- [8] Jonathan H Clark, Eunsol Choi, Michael Collins, Dan Garrette, Tom Kwiatkowski, Vitaly Nikolaev, and Jennimaria Palomaki. TyDi QA: A benchmark for information-seeking question answering in typologically diverse languages. *Transactions of the Association for Computational Linguistics*, 2020. 4
- [9] Gerry. 100 sports image classification, 2021. 13
- [10] Yash Goyal, Tejas Khot, Douglas Summers-Stay, Dhruv Batra, and Devi Parikh. Making the V in VQA matter: Elevating the role of image understanding in Visual Question Answering. In *Computer Vision and Pattern Recognition*, 2017. 1, 5, 6, 7
- [11] Liangke Gui, Borui Wang, Qiuyuan Huang, Alex Hauptmann, Yonatan Bisk, and Jianfeng Gao. KAT: A knowledge augmented transformer for vision-and-language. *Proceedings of the Conference of the North American Chapter of the Association for Computational Linguistics: Human Language Technologies*, 2022. 9, 10

- [12] Danna Gurari, Qing Li, Abigale J. Stangl, Anhong Guo, Chi Lin, Kristen Grauman, Jiebo Luo, and Jeffrey P. Bigham. Vizwiz Grand Challenge: Answering visual questions from blind people. In *Computer Vision and Pattern Recognition*, 2018. 1
- [13] Kaiming He, Xiangyu Zhang, Shaoqing Ren, and Jian Sun. Deep residual learning for image recognition. In *Computer Vision and Pattern Recognition*, 2016. 6, 15
- [14] Hexiang Hu, Yi Luan, Yang Chen, Urvashi Khandelwal, Mandar Joshi, Kenton Lee, Kristina Toutanova, and Ming-Wei Chang. Open-domain visual entity recognition. *Technical report*, 2023. 2, 3, 6, 10
- [15] Yushi Hu, Hang Hua, Zhengyuan Yang, Weijia Shi, Noah A Smith, and Jiebo Luo. Promptcap: Prompt-guided task-aware image captioning. *arXiv preprint arXiv:2211.09699*, 2022. 10
- [16] Ziniu Hu, Ahmet Iscen, Chen Sun, Zirui Wang, Kai-Wei Chang, Yizhou Sun, Cordelia Schmid, David A Ross, and Alireza Fathi. Reveal: Retrieval-augmented visual-language pre-training with multi-source multimodal knowledge memory. *arXiv preprint arXiv:2212.05221*, 2022. 10
- [17] Gautier Izacard and Edouard Grave. Leveraging passage retrieval with generative models for open domain question answering. *Proceedings of the European Chapter of the Association for Computational Linguistics*, 2020. 1, 6, 10, 15
- [18] Mandar Joshi, Eunsol Choi, Daniel Weld, and Luke Zettlemoyer. TriviaQA: A large scale distantly supervised challenge dataset for reading comprehension. In *Annual Meeting of the Association for Computational Linguistics*, 2017. 2, 3, 5
- [19] Nikhil Kandpal, Haikang Deng, Adam Roberts, Eric Wallace, and Colin Raffel. Large language models struggle to learn long-tail knowledge. *arXiv preprint arXiv:2211.08411*, 2022. 3
- [20] Jing Yu Koh, Ruslan Salakhutdinov, and Daniel Fried. Grounding language models to images for multimodal generation. *arXiv preprint arXiv:2301.13823*, 2023. 9
- [21] Jonathan Krause, Michael Stark, Jia Deng, and Li Fei-Fei. 3d object representations for fine-grained categorization. In *Proceedings of the IEEE international conference on computer vision workshops*, 2013. 13
- [22] Tom Kwiatkowski, Jennimaria Palomaki, Olivia Redfield, Michael Collins, Ankur Parikh, Chris Alberti, Danielle Epstein, Illia Polosukhin, Jacob Devlin, Kenton Lee, Kristina Toutanova, Llion Jones, Matthew Kelcey, Ming-Wei Chang, Andrew M. Dai, Jakob Uszkoreit, Quoc Le, and Slav Petrov. Natural questions: A benchmark for question answering research. *Transactions of the Association for Computational Linguistics*, 2019. 7, 15
- [23] Kenton Lee, Ming-Wei Chang, and Kristina Toutanova. Latent retrieval for weakly supervised open domain question answering. In *Annual Meeting of the Association for Computational Linguistics*, 2019. 4
- [24] Paul Lerner, Olivier Ferret, Camille Guinaudeau, Hervé Le Borgne, Romaric Besançon, Jose G. Moreno, and Jesús Lovón Melgarejo. Viquae, a dataset for knowledge-based visual question answering about named entities. In *Proceedings of the 45th International ACM SIGIR Conference on Research and Development in Information Retrieval*, SIGIR '22, 2022. 2, 3
- [25] Mike Lewis, Yinhan Liu, Naman Goyal, Marjan Ghazvininejad, Abdelrahman Mohamed, Omer Levy, Ves Stoyanov, and Luke Zettlemoyer. Bart: Denoising sequence-to-sequence pre-training for natural language generation, translation, and comprehension. *arXiv preprint arXiv:1910.13461*, 2019. 6, 15
- [26] Junnan Li, Dongxu Li, Silvio Savarese, and Steven Hoi. Blip-2: Bootstrapping language-image pre-training with frozen image encoders and large language models. *arXiv preprint arXiv:2301.12597*, 2023. 9
- [27] Yuanze Lin, Yujia Xie, Dongdong Chen, Yichong Xu, Chenguang Zhu, and Lu Yuan. REVIVE: Regional visual representation matters in knowledge-based visual question answering. *Conference on Neural Information Processing Systems*, 2022. 9, 10
- [28] Ilya Loshchilov and Frank Hutter. Decoupled weight decay regularization. *arXiv preprint arXiv:1711.05101*, 2017. 15
- [29] Jiasen Lu, Christopher Clark, Rowan Zellers, Roozbeh Mottaghi, and Aniruddha Kembhavi. Unified-io: A unified model for vision, language, and multi-modal tasks. *arXiv preprint arXiv:2206.08916*, 2022. 6, 9, 14
- [30] Subhransu Maji, Esa Rahtu, Juho Kannala, Matthew Blaschko, and Andrea Vedaldi. Fine-grained visual classification of aircraft. *Technical report*, 2013. 13
- [31] Alex Mallen, Akari Asai, Victor Zhong, Rajarshi Das, Hananeh Hajishirzi, and Daniel Khashabi. When not to trust language models: Investigating effectiveness and limitations of parametric and non-parametric memories. *arXiv preprint arXiv:2212.10511*, 2022. 9
- [32] Kenneth Marino, Xinlei Chen, Devi Parikh, Abhinav Gupta, and Marcus Rohrbach. Krisp: Integrating implicit and symbolic knowledge for open-domain knowledge-based vqa. In *Computer Vision and Pattern Recognition*, 2021. 10
- [33] Kenneth Marino, Mohammad Rastegari, Ali Farhadi, and Roozbeh Mottaghi. OK-VQA: A visual question answering benchmark requiring external knowledge. In *Computer Vision and Pattern Recognition*, 2019. 2, 3, 5, 6, 7, 10
- [34] Ahmed Masry, Do Xuan Long, Jia Qing Tan, Shafiq Joty, and Enamul Hoque. ChartQA: A benchmark for question answering about charts with visual and logical reasoning. *Annual Meeting of the Association for Computational Linguistics (Findings)*, 2022. 5
- [35] Nitesh Methani, Pritha Ganguly, Mitesh M Khapra, and Pratyush Kumar. PlotQA: Reasoning over scientific plots. In *Proceedings of the IEEE/CVF Winter Conference on Applications of Computer Vision*, pages 1527–1536, 2020. 5
- [36] Grégoire Mialon, Roberto Dessì, Maria Lomeli, Christoforos Nalmpantis, Ram Pasunuru, Roberta Raileanu, Baptiste Rozière, Timo Schick, Jane Dwivedi-Yu, Asli Celikyilmaz, et al. Augmented language models: a survey. *arXiv preprint arXiv:2302.07842*, 2023. 10
- [37] Maria-Elena Nilsback and Andrew Zisserman. Automated flower classification over a large number of classes. In *2008 Sixth Indian Conference on Computer Vision, Graphics & Image Processing*, 2008. 13
- [38] Alec Radford, Jong Wook Kim, Chris Hallacy, Aditya Ramesh, Gabriel Goh, Sandhini Agarwal, Girish Sastry, Amanda Askell, Pamela Mishkin, Jack Clark, et al. Learn-

- ing transferable visual models from natural language supervision. In *International Conference on Machine Learning*, 2021. [1](#), [6](#), [9](#)
- [39] Colin Raffel, Noam M. Shazeer, Adam Roberts, Katherine Lee, Sharan Narang, Michael Matena, Yanqi Zhou, W. Li, and Peter J. Liu. Exploring the limits of transfer learning with a unified text-to-text transformer. *JMLR*, 2020. [7](#), [15](#)
- [40] Pranav Rajpurkar, Jian Zhang, Konstantin Lopyrev, and Percy Liang. SQuAD: 100,000+ questions for machine comprehension of text. *Proceedings of Empirical Methods in Natural Language Processing*, 2016. [4](#)
- [41] Tal Ridnik, Emanuel Ben-Baruch, Asaf Noy, and Lihi Zelnik-Manor. Imagenet-21k pretraining for the masses. *arXiv preprint arXiv:2104.10972*, 2021. [13](#)
- [42] Adam Roberts, Colin Raffel, and Noam Shazeer. How much knowledge can you pack into the parameters of a language model? *CoRR*, abs/2002.08910, 2020. [1](#), [2](#), [5](#)
- [43] Olga Russakovsky, Jia Deng, Hao Su, Jonathan Krause, Sanjeev Satheesh, Sean Ma, Zhiheng Huang, Andrej Karpathy, Aditya Khosla, Michael Bernstein, et al. Imagenet large scale visual recognition challenge. *International journal of computer vision*, 115:211–252, 2015. [13](#)
- [44] Naganand Yadati Sanket Shah, Anand Mishra and Partha Pratim Talukdar. KVQA: Knowledge-aware visual question answering. 2019. [2](#), [3](#)
- [45] Dustin Schwenk, Apoorv Khandelwal, Christopher Clark, Kenneth Marino, and Roozbeh Mottaghi. A-okvqa: A benchmark for visual question answering using world knowledge. *arXiv preprint arXiv:2206.01718*, 2022. [2](#)
- [46] Noam Shazeer and Mitchell Stern. Adafactor: Adaptive learning rates with sublinear memory cost. In *International Conference on Machine Learning*, 2018. [15](#)
- [47] Grant Van Horn, Oisin Mac Aodha, Yang Song, Yin Cui, Chen Sun, Alex Shepard, Hartwig Adam, Pietro Perona, and Serge Belongie. The inaturalist species classification and detection dataset. In *Computer Vision and Pattern Recognition*, 2018. [13](#)
- [48] Denny Vrandečić and Markus Krötzsch. Wikidata: a free collaborative knowledgebase. *Communications of the ACM*, 2014. [2](#)
- [49] Peng Wang, Qi Wu, Chunhua Shen, Anthony Dick, and Anton Van Den Hengel. FVQA: Fact-based visual question answering. *IEEE transactions on pattern analysis and machine intelligence*, 2017. [2](#)
- [50] Peng Wang, Qi Wu, Chunhua Shen, Anton van den Hengel, and Anthony Dick. Explicit knowledge-based reasoning for visual question answering. *arXiv preprint arXiv:1511.02570*, 2015. [2](#)
- [51] Peng Wang, An Yang, Rui Men, Junyang Lin, Shuai Bai, Zhikang Li, Jianxin Ma, Chang Zhou, Jingren Zhou, and Hongxia Yang. Unifying architectures, tasks, and modalities through a simple sequence-to-sequence learning framework. *International Conference on Machine Learning*, 2022. [6](#), [9](#)
- [52] Tobias Weyand, Andre Araujo, Bingyi Cao, and Jack Sim. Google landmarks dataset v2-a large-scale benchmark for instance-level recognition and retrieval. In *Computer Vision and Pattern Recognition*, 2020. [13](#)
- [53] Jialin Wu and Raymond J Mooney. Entity-focused dense passage retrieval for outside-knowledge visual question answering. *Proceedings of Empirical Methods in Natural Language Processing*, 2022. [10](#)
- [54] Jianxiong Xiao, James Hays, Krista A Ehinger, Aude Oliva, and Antonio Torralba. Sun database: Large-scale scene recognition from abbey to zoo. In *Computer Vision and Pattern Recognition*, 2010. [13](#)
- [55] Linting Xue, Noah Constant, Adam Roberts, Mihir Kale, Rami Al-Rfou, Aditya Siddhant, Aditya Barua, and Colin Raffel. mT5: A massively multilingual pre-trained text-to-text transformer. *Proceedings of the Conference of the North American Chapter of the Association for Computational Linguistics: Human Language Technologies*, 2020. [6](#), [15](#)
- [56] Zhengyuan Yang, Zhe Gan, Jianfeng Wang, Xiaowei Hu, Yumao Lu, Zicheng Liu, and Lijuan Wang. An empirical study of GPT-3 for few-shot knowledge-based VQA. In *Proceedings of the AAAI Conference on Artificial Intelligence*, 2022. [10](#)
- [57] Victor Zhong, Weijia Shi, Wen-tau Yih, and Luke Zettlemoyer. RoMQA: A benchmark for robust, multi-evidence, multi-answer question answering. *arXiv preprint arXiv:2210.14353*, 2022. [4](#), [13](#)
- [58] Luowei Zhou, Hamid Palangi, Lei Zhang, Houdong Hu, Jason Corso, and Jianfeng Gao. Unified vision-language pre-training for image captioning and VQA. In *Proceedings of the AAAI Conference on Artificial Intelligence*, 2020. [9](#)

8. Appendix

8.1. Details of the Dataset.

In this section, we provide more details of the human annotation quality control and automatic data generation process. We summarize the statistics of INFOSEEK in Table 8 and show question prefix distribution in Figure 7.

8.1.1 Human Annotation Quality Control

Instruction and Training. To ensure the quality of annotations in the INFOSEEK_{Human} dataset, a comprehensive training process was designed and implemented for our annotators. This process involved a pilot study, in which annotators read the instructions and annotated a few sample examples, followed by a tutorial session and a quiz. The tutorial was conducted through an online video session and provided a comprehensive overview of the instructions while addressing common mistakes identified in the pilot study. Only annotators who passed the quiz were selected to work on the main task, with 30 annotators completing the training. The rate was set at \$17.8 per hour, which is higher than the minimum wage in the U.S., to fairly compensate annotators for their time and effort. The average completion time for stages one and two of the annotation task was 12 and 10 minutes, respectively. A screenshot of the annotation interface is provided in Figure 6.

Expert Feedback and Correction. Expert annotators provided regular feedback during annotation and conducted thorough post-annotation verification. The data was split into three batches, with annotators flagged and provided feedback for those who consistently made similar mistakes. After the completion of stage 1, questions that revealed the entity name, asked about the color or shape of an object, or were binary were automatically rejected. After stage 2, three expert annotators reviewed and processed the question-answer pairs, removing unqualified pairs and verifying the answer span from the annotated evidence sentence. Rejected pairs may have included questions that were not answered by the annotated answer or were too general and resulted in an ambiguous answer. The expert annotators also corrected the question type annotation and edited the answer span into the correct format, such as adding units for numerical questions or shortening long answer spans that exceeded ten tokens. Finally, the expert annotators reviewed the image-question-answer triples to reject bad images or clarify the question when multiple objects were present in the image. For example, a building was specified when multiple buildings were present in the image. On average, it took 1.5 hours to verify 1000 triples, as the majority of images contained a single object.

8.1.2 Filtering and Subsampling

Filtering. To test the models’ ability to answer visual information-seeking questions that require fine-grained knowledge, which can be learned from the pre-training corpus such as Wikipedia, we need to verify the consistency of answers between Wikidata and Wikipedia. Given that Wikidata and Wikipedia are crowd-sourced independently, some QA pairs created from Wikidata may not be present in the Wikipedia article or may have different answers. Therefore, we filtered out QA pairs where the answer could not be found in the Wikipedia article of the entity. We performed an exact string match to verify answers for string questions and used fuzzy string matching⁴ with a substring ratio greater than 0.9 if an exact match could not be found. For time questions, we applied an exact match to verify the year, month, and date. In some cases, the year of construction of a building varied by a year, so we allowed a +/- 1 year deviation for the time question. For numerical questions, we used exact matching to verify the numbers in the article. However, in many cases, the units were different (meters or inches), or a range with a minimum and maximum was given. We used regular expressions to extract the number or range from the Wikipedia article and filter out the QA pairs if it is counted as incorrect based on the “Relaxed accuracy” in Section 3.4. Based on a manual analysis of 200 randomly sampled QA pairs, we found that 97% of the answers of the INFOSEEK_{Wikidata} could be found in the Wikipedia article.

Subsampling Questions. In order to achieve a more diverse set of questions in INFOSEEK, we applied a subsampling method to address the skewed distribution of crowd-sourced knowledge triples in Wikidata. The method followed the approach used in [57]. This involved defining $P(r, c)$ as the percentage of triples that contain the relation r and the subject entity’s category as c . The $P^l(r, c) = 1/|(r, c)|$ was calculated as the average probability of a relation-category pair and Image-Q-A triples were removed with increasing likelihood based on the probability $r = 1 - \min(1, P(r, c)^l / P(r, c))^{1/2}$. Additionally, the same subsampling method was applied to balance the answer distribution for each relation. This resulted in the question prior baseline achieving a relatively low score (3.2) in INFOSEEK_{Wikidata}, as shown in Table 5.

8.1.3 Image Sources.


Image Recognition (or Retrieval) Datasets: ImageNet21k-P [41, 43], iNaturalist2017 [47], Cars196 [21], SUN397 [54], Food101 [4], Sports100 [9], Aircraft [30], Oxford Flower [37], Google Landmarks v2 [52].

⁴SequenceMatcher from difflib library

Instructions - Asking questions

Write factual information seeking questions (1-4) about the object seen in the feature table

1. No history questions
2. Don't ask for description
3. Don't copy the object name
4. Don't copy the entire table
5. Don't ask ambiguous questions (how is it?)



Object: Olney National Park (1/3)


Olney National Park is an American national park located in southwestern Missouri, on the Ozark Plateau

Feature Table	Questions	
1. History		+
2. Park management		+
3. Geographic and geology		+
4.1. Landscapes		+
4.2. Elevation		+
4.3. Climate		+
4.4. Wildlife and ecology		+
4.5. Flora		+
4.6. Fauna		+
4.7. Plant ecology		+
5. Recreation		+
6. Notes		+

Instructions - Answer selection for questions

select answers from Wikipedia articles (<= 10 words) - don't answer "Don't use information box and Category"

- Item #1: Don't use information box
- Item #2: Don't use table
- Item #3: Don't use numerical numbers in a bracket
- Item #4: Don't use category information



Entity : Orange-fronted parakeet

Wikipedia Page : https://en.wikipedia.org/wiki/Orange-fronted_parakeet

Question 1 - How well does this bird socialize with others?

Can you derive the answer from the given wikipedia page?

Yes No

Wikipedia Link: use this box to copy and paste wikipedia page

What is the type of this question?

Time Numerical Others

Year: N/A Month: N/A Day: N/A

Evidence: use this box to copy and paste the sentences you used to derive the answer

Figure 6: Annotation Interface for Stage 1 (Top) and Stage 2 (Bottom).

8.2. Implementation details of the baseline systems

8.2.1 without-KB Models

PaLI. We fine-tuned a 17B PaLI [6] on INFOSEEK training set using the answer in en: [question] <extra.id.0> prompt.

OFA. We fine-tuned the OFA_{large} [29] model for 20k steps. During inference, we apply beam search decoding with a beam size set to 5.

In this section, we provide complete implementation details of baseline models for the INFOSEEK task. We summarize hyperparameters for fine-tuning in Table 9.

		#UNSEEN QUESTION	#UNSEEN ENTITY	#Total	#Entity
Wikidata	Train	-	-	934,048	5,549
	Val	18,656	54,964	73,620	1,794
	Test	98,901	249,079	347,980	8,905
Human	Test	3,248	5,683	8,931	806

Table 8: INFOSEEK Dataset statistics.

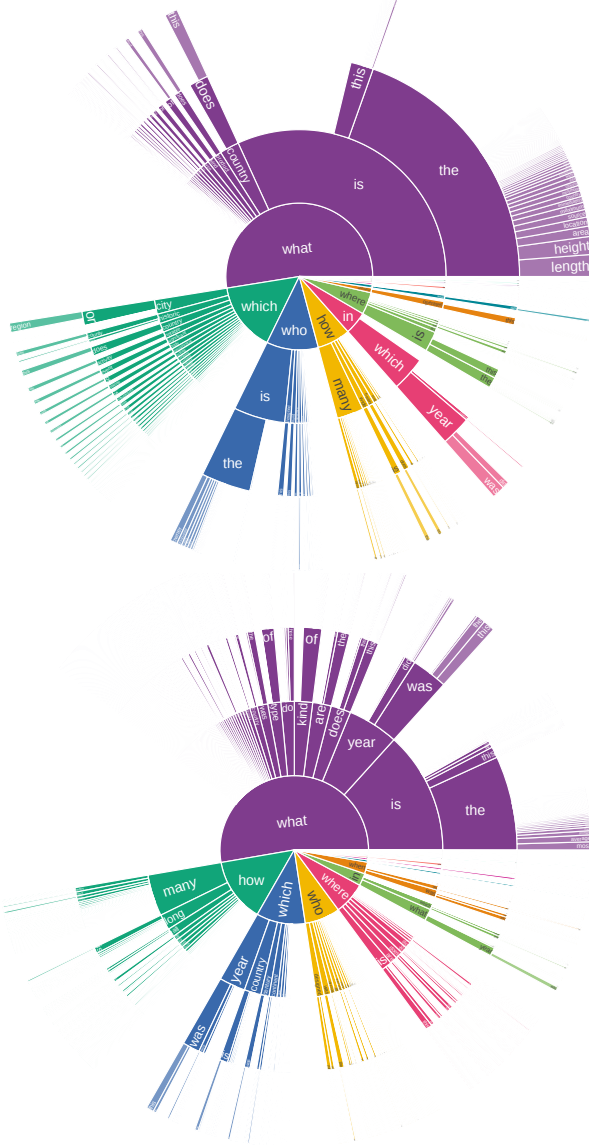


Figure 7: Question prefix distribution in INFOSEEK _{Wikidata} (Top) and INFOSEEK _{Human} (Bottom).

PaLM(Q-Only). We use PaLM 540B [7] in-context learning under the 5-shot setting with the following prompt:

	PaLI	OFA	FID
Optimizer	Adafactor [46]	Adam [28]	Adafactor [46]
Batch size	128	512	64
Train steps	10k	20k	200
LR	1e-4	5e-5	2e-4
LR scheduler	linear decay	polynomial decay	constant
Warmup steps	1000	1000	-
Image size	224	480	-
Beam size	5	5	5
Vision backbone	ViT-e [6]	ResNet152 [13]	-
LM backbone	mT5 _{XXL} [55]	BART _{large} [25]	T5 _{large} [39]
#Params	17B	0.4B	0.4B

Table 9: Hyperparameters for fine-tuning models on INFOSEEK.

Please answer the following question.
question: {Question₁}. answer: {Answer₁}.
...
question: {Question_i}. answer: {

8.2.2 With-KB Models

PaLM. We use PaLM 540B [7] in-context learning under the 5-shot setting with the prompt present below. The Entity₁ is the gold entity provided in the training set (with KB setting). The Entity_i is the top-1 prediction from the entity linking stage of the queried image.

Please answer the following question.
question: {This is Entity₁. Question₁}. answer: {Answer₁}.
...
question: {This is Entity_i. Question_i}. answer: {

FID. The T5_{large} FID [17] model was fine-tuned in two stages using 100 passages with a maximum input length of 192 tokens. To form synthetic training data with (passage, question, answer) triples, we combine oracle entity passage with linked entity (from EntLinker) passages. We fine-tune the model on Natural Questions [22] for 10k steps and then continue to fine-tune it on INFOSEEK for 200 steps with a batch size of 64.

question: This is Entity. Question. context: Passage