

Online Calibrated Regression for Adversarially Robust Forecasting

Volodymyr Kuleshov¹, Shachi Deshpande¹

¹Cornell University and Cornell Tech {kuleshov,ssd86}@cornell.edu

February 24, 2023

Abstract

Accurately estimating uncertainty is a crucial component of decision-making and forecasting in machine learning. However, existing uncertainty estimation methods developed for IID data may fail when these IID assumptions no longer hold. In this paper, we present a novel approach to uncertainty estimation that leverages the principles of online learning. Specifically, we define a task called online calibrated forecasting which seeks to extend existing online learning methods to handle predictive uncertainty while ensuring high accuracy. We introduce algorithms for this task that provide formal guarantees on the accuracy and calibration of probabilistic predictions even on adversarial input. We demonstrate the practical utility of our methods on several forecasting tasks, showing that our probabilistic predictions improve over natural baselines. Overall, our approach advances calibrated uncertainty estimation, and takes a step towards more robust and reliable decision-making and forecasting in risk-sensitive scenarios.

1 Introduction

Uncertainty estimation is an essential component of decision-making and forecasting in machine learning [Vovk et al., 2005, Kuleshov et al., 2018, Gibbs and Candès, 2021, Angelopoulos and Bates, 2021]. The ability to accurately and robustly estimate uncertainty can provide valuable insights into the performance of predictive models in real-world settings [Murphy, 1973, Gneiting et al., 2007b]. However, existing uncertainty estimation methods developed for independent and identically distributed (IID) data may fail to provide useful robustness guarantees when these IID assumptions fail [Kuleshov and Ermon, 2017, Gibbs and Candès, 2021]. This gap highlights the need for new methods that can provide accurate and robust uncertainty estimates, even in adversarial settings.

In this paper, we present a novel approach to uncertainty estimation that leverages the principles of online learning [Cesa-Bianchi and Lugosi, 2006]. Classical online learning provides algorithms that achieve high performance, defined in terms of low regret, even on adversarial inputs [Shalev-Shwartz, 2007]. However, most existing online learning methods guarantee good predictive accuracy but not predictive uncertainty.

Our paper addresses this limitation by extending existing online learning methods to handle predictive uncertainty while ensuring high accuracy. This extension builds on the work of Kuleshov and Ermon [2017], who derived algorithms that produce accurate uncertainty estimates in binary classification. Our paper extends their work to regression by defining a problem called online calibrated forecasting. This task can also be seen as an extension of calibrated regression [Kuleshov et al., 2018] to adversarial online learning.

Online calibrated forecasting involves producing calibrated probabilistic predictions while minimizing regret relative to a baseline uncalibrated model [Dawid, 1982]. This task generalizes online learning by requiring the forecaster to output a full cumulative distribution function (CDF) distribution over the output, rather than just a pointwise prediction. The accuracy of the forecast is measured using calibration and the Continuous Ranked Probability Score (CRPS) [Gneiting et al., 2007a]. The model is also required to achieve vanishing regret as in standard online learning.

We introduce algorithms for this task that use ideas previously developed in game theory and randomized forecasting [Foster, 1997, Foster and Vohra, 1998, Cesa-Bianchi and Lugosi, 2006], complemented by a theoretical analysis that provides formal guarantees of the accuracy and robustness of probabilistic predictions even on adversarial input. Additionally, we complement our theoretical analysis with experiments that demonstrate the practical utility of our methods on several predictive tasks.

In summary, our paper presents a novel approach to uncertainty estimation in machine learning, leveraging the principles of online learning to provide accurate and robust estimates even under adversarial guarantees. We believe that our approach has the potential to enhance the robustness of uncertainty estimation and support more reliable decision-making and forecasting in real-world scenarios.

Contributions. We formulate a new problem called online calibrated forecasting, which requires producing calibrated probabilities on potentially adversarial input while retaining the predictive power of a given baseline uncalibrated forecaster. We propose an algorithm for this task that generalizes calibrated regression to non-i.i.d. data and online calibrated classification to regression settings. Our technique recalibrates any existing model and relies on a black-box classical calibration algorithm.

2 Background

We use \mathbb{I}_E denote the indicator function of E , $[N]$ and $[N]_0$ to (respectively) denote the sets $\{1, 2, \dots, N\}$ and $\{0, 1, 2, \dots, N\}$, and Δ_d to denote a d -dimensional simplex.

2.1 Online Learning

We place our work in the framework of online learning [Shalev-Shwartz, 2007]. At each time step $t = 1, 2, \dots$, we are given features $x_t \in \mathcal{X}$. We use a forecaster $H : \mathcal{X} \times \mathcal{W} \rightarrow \mathcal{Y}$ with weights $w_t \in \mathcal{W}$ to produce a prediction $p_t = H(x_t; u)$, $p_t \in \mathcal{P}$. Nature then reveals a target $y_t \in \mathcal{Y}$ and we incur a loss of $\ell(y_t, p_t)$, where $\ell : \mathcal{Y} \times \mathcal{P} \rightarrow \mathbb{R}^+$ is a loss function. The forecaster updates its weights to w_{t+1} based on x_t, y_t , and we proceed to the next time step.

Unlike in classical machine learning, we do not assume that the x_t, y_t are i.i.d.: they can be random, deterministic or even chosen by an adversary. Online learning algorithms feature strong performance guarantees in this regime, where performance is usually measured in terms of regret $R_T(u)$ relative to a model with weights u , $R_T(u) = \sum_{t=1}^T \ell(y_t, p_t) - \ell(y_t, H(x_t; u))$. The worst-case regret at time T equals $R_T = \max_{u \in \mathcal{W}} R_T(u)$.

Learning with Expert Advice A special case of this framework arises when each x_t represents advice from N experts, and $w_t \in \Delta_{N-1}$ is a distribution over x_t . Nature reveals an outcome y_t , resulting in an expected loss of $\sum_{i=1}^N w_{ti} \ell(y_t, a_{it})$, where $\ell(y_t, a_{it})$ is the loss under expert i 's advice a_{it} . Performance in this setting is measured using two notions of regret.

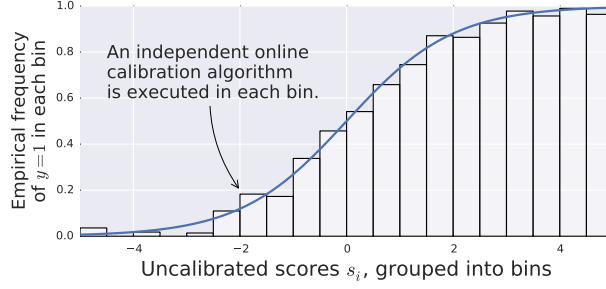


Figure 1: Our method bins uncalibrated inputs and runs online calibration subroutines in each bin. This emulates density estimation in a non-IID setting.

Definition 1. The external regret R_T^{ext} and the internal regret R_T^{int} are defined as

$$R_T^{\text{ext}} = \sum_{t=1}^T \bar{\ell}(y_t, p_t) - \min_{i \in [N]} \sum_{t=1}^T \ell(y_t, a_{it})$$

$$R_T^{\text{int}} = \max_{i, j \in [N]} \sum_{t=1}^T p_{t,i} (\ell(y_t, a_{it}) - \ell(y_t, a_{jt})),$$

where $\bar{\ell}(y, p) = \sum_{i=1}^N p_i \ell(y, a_{it})$ is the expected loss.

External regret measures loss with respect to the best fixed expert, while internal regret is a stronger notion that measures the gain from retrospectively switching all the plays of action i to j .

2.2 Online Probabilistic Forecasting

Our work extends the online learning setting to probabilistic predictions: at each step t , the forecaster outputs a probability distribution p_t over the outcome y_t . We focus on regression, where $y_t \in \mathbb{R}$ and the prediction p_t can be represented by a cumulative distribution function (CDF), denoted $F_t : \mathbb{R} \rightarrow [0, 1]$ and defined as $F_t(z) = p_t(y \leq z)$.

The quality of probabilistic forecasts is evaluated using *proper* losses ℓ . Formally, a loss $\ell(y, p)$ is proper if $p \in \arg \min_{q \in \mathcal{P}} \mathbb{E}_{y \sim (p)} \ell(y, q) \forall p \in \mathcal{P}$. An important proper loss for CDF predictions F is the continuous ranked probability score, defined as

$$\ell_{\text{CRPS}}(y, F) = \int_{-\infty}^{\infty} (F(z) - \mathbb{I}_{y \leq z})^2 dz.$$

Calibrated Forecasting Proper losses decompose into a calibration and a sharpness component: these quantities precisely define an ideal forecast. Intuitively, calibration means that a 60% prediction should be valid 60% of the time; sharpness means that confidence intervals or predictions should be as tight or as certain as possible.

Online Calibration In the online setting, there exist algorithms guaranteed to produce calibrated forecasts of binary outcomes $y_t \in \{0, 1\}$ even when the y_t is adversarial Foster and Vohra [1998],

Cesa-Bianchi and Lugosi [2006]. These algorithms reduce calibrated forecasting to internal regret minimization and are necessarily randomized; hence their guarantees hold almost surely (a.s.). More formally, for any $p \in [0, 1]$, we define

$$\rho_T(p) = \frac{\sum_{t=1}^T y_t \mathbb{I}_{F_t(y_t)=p}}{\sum_{t=1}^T \mathbb{I}_{F_t(y_t)=p}}$$

to be the empirical frequency of y_t when we predict p . Online calibration methods minimize the calibration error

$$C_T^p = \sum_{i=0}^N \left| \rho_T(i/N) - \frac{i}{N} \right|^p \left(\frac{1}{T} \sum_{t=1}^T \mathbb{I}_{\{p_t = \frac{i}{N}\}} \right). \quad (1)$$

This compares the observed and the predicted frequencies of y_t . The model is calibrated if $\rho_T(p) \approx p$.

However, these calibration methods do not account for covariates x_t , hence are not directly applicable on standard supervised machine learning tasks.

Recently, Kuleshov and Ermon [2017] introduced algorithms for online recalibration, an task in which we are given probabilistic predictions from an algorithm and seek to transform them into calibrated ones while maintaining low regret in terms of a proper loss. This approach yields forecasters that leverage covariates x_t and possess calibration guarantees on non-i.i.d. data. However, this method only works for classification; our work extends it to regression.

3 Online Calibrated Forecasting

We seek to generalize the definition of online calibration to continuous variables. We take inspiration from calibrated regression [Kuleshov et al., 2018], where the forecaster H seeks to output a CDF F_t . We seek to produce CDF-like forecasts such that a confidence interval with probability p contains the true outcome a fraction p of the time.

Online Calibrated Forecasting We first define an online regression task that is analogous to the task of online binary calibration [Foster and Vohra, 1998]—there are no covariates and our task is to produce calibrated forecasts on a sequence that is potentially chosen by an adversary. Formally, we define *online calibrated regression* as a task in which at every step $t = 1, 2, \dots$ we have:

- 1: The agent outputs a forecast F_t where $F_t(y) \in [0, 1]$ estimates the probability that $y_t \leq y$ for all y
- 2: Nature reveals label y_t
- 3: The agent updates its internal state based on y_t .

Unlike Kuleshov and Ermon [2017], we focus on the setting of regression. We formalize this as follows.

Assumption 1. The predicted labels $y_t \in \mathcal{Y} \subseteq \mathcal{R}$ are continuous and bounded $|y_t| < B/2$, where $B > 0$.

Our task is to produce calibrated forecasts. Intuitively, we say that a forecast F_t is calibrated if for every $y' \in \mathcal{Y}$, the probability $F_t(y')$ on average matches the frequency of the event $\{y \leq y'\}$ —in other words the F_t behave like calibrated CDFs. We formalize this intuition as follows.

Algorithm 1 Online Calibration

Require: Online binary calibration subroutine S^{cal} and number of intervals M

- 1: Initialize $\mathcal{I} = \{[-\frac{B}{2}, -\frac{B}{2} + \frac{B}{M}), \dots, [\frac{B}{2} - \frac{B}{M}, \frac{B}{2}]]\}$, a set of M intervals that partition $[-\frac{B}{2}, \frac{B}{2}]$.
 - 2: Initialize $\mathcal{S} = \{S_j^{\text{cal}} \mid j = 0, \dots, M-1\}$, a set of M independent instances of S^{cal} , one per $I_j \in \mathcal{I}$.
 - 3: **for** $t = 1, 2, \dots$: **do**
 - 4: Define $F_t(y \leq z)$ as the output of $S_{j(z)}^{\text{cal}}$, where $j(z)$ is the index of the subroutine associated with the interval containing z .
 - 5: Output F_t . Observe y_t and update forecaster:
 - 6: **for** $j = 1, 2, \dots, M$: **do**
 - 7: Let $o_{tj} = 1$ if $y_t \in I_k$ for some $k \leq j$ else 0
 - 8: Pass o_{tj} to S_j^{cal}
-

Definition 1. A sequence of forecasts F_t achieves online calibration for all $y \in \mathcal{Y}$ and all $p \in \mathcal{P}$, $\rho_T(y, p) \rightarrow p$, a.s. as $T \rightarrow \infty$, where

$$\rho_T(y, p) = \frac{\sum_{t=1}^T \mathbb{I}_{y_t \leq y, F_t(y)=p}}{\sum_{t=1}^T \mathbb{I}_{F_t(y)=p}}$$

In other words, out of the times when the predicted probability $F_t(y')$ for $\{y_t \leq y'\}$ to be p , the event $\{y_t \leq y'\}$ holds a fraction p of the time.

3.1 Algorithms for Online Calibrated Forecasting

Next, we define an algorithm for online calibrated forecasting. Our algorithm works by a reduction to online binary calibration. Formally, Algorithm 1 partitions $[-\frac{B}{2}, \frac{B}{2}]$ into M intervals $\mathcal{I} = \{[-\frac{B}{2}, -\frac{B}{2} + \frac{B}{M}), \dots, [\frac{B}{2} - \frac{B}{M}, \frac{B}{2}]]\}$; each interval is associated with an instance of an online binary recalibration subroutine S^{cal} [Foster and Vohra, 1998, Cesa-Bianchi and Lugosi, 2006]. In order to compute $G_t(y \leq z)$, we invoke the subroutine S_j^{cal} associated with interval I_j containing z . After observing y_t , each S_j^{cal} observes whether y_t falls in its interval and updates its state.

Theorem 1. *Let \mathcal{Y} be the set of upper bounds of the intervals \mathcal{I} and let \mathcal{P} be the output space of S^{cal} . Algorithm 1 achieves online calibration and for all $y \in \mathcal{Y}, p \in \mathcal{P}$ we have $\rho_T(y, p) \rightarrow p$ a.s. as $T \rightarrow \infty$.*

The above theorem follows directly from the construction of Algorithm 1: for each $y \in \mathcal{Y}$, we run an online binary calibration algorithm to target the event $y_t \leq y$.

Are Deterministic Algorithms Possible? Interestingly, algorithms S^{cal} for online binary calibration are randomized; thus our procedure is randomized as well. This is a key property of our task.

Theorem 2. *There does not exist a deterministic online calibrated regression algorithm that achieves online calibration.*

This claim follows because we can encode a standard online binary calibration problem as calibrated regression. If the adversary chooses a binary $y_t \in \{0, 1\} \subseteq [0, 1]$ that defines one of two classes, the ratio $\rho_T(0, p)$ yields the definition of calibration in binary classification, for which no deterministic algorithms exist [Cesa-Bianchi and Lugosi, 2006]. Note however, that different formulations of calibrated regression based on marginal membership quantiles exist and admit deterministic algorithms [Gibbs and Candès, 2021].

4 Online Recalibration

Next, we are interested in the more interesting setting in which our predictions for y_t also involve covariates x_t .

Online Recalibration We introduce an approach to this task that is based on the framework of recalibration. We start with a forecaster H trained using online learning that outputs uncalibrated forecasts F_t at each step; these forecasts are fed into a *recalibrator* G such that the resulting forecasts $G \circ F_t$ are calibrated and have low regret relative to the baseline forecasts F_t .

Formally, we introduce the setup of *online recalibration*, in which at every step $t = 1, 2, \dots$ we have:

- 1: Nature reveals features $x_t \in \mathbb{R}^d$.
- 2: Forecaster H predicts $F_t = H(x_t; w_t)$
- 3: A recalibration algorithm produces a calibrated forecast G_t based on F_t .
- 4: Nature reveals label y_t ; H incurs loss of $\ell(y_t, p_t)$
- 5: Based on x_t, y_t , we choose new w_{t+1} and G_{t+1}

The goal of the recalibration procedure is to produce forecasts that are calibrated and sharp—the two properties which characterize a good forecast. We measure calibration using our calibration error C_T . We enforce sharpness by requiring that the $G_t \circ F_t$ have low regret relative to the baseline F_t in terms of the CRPS proper loss. While we will not guarantee improved sharpness (and it’s easy to see that sharpness might worsen), we guarantee to produce a generally sound forecast in terms of the CRPS. Since the CRPS is a sum of calibration and sharpness term, by maintaining a good CRPS while being calibrated, we effectively implement Gneiting’s principle of maximizing sharpness subject to calibration. Formally, this yields the following definition.

Definition 2. We say that A is an ϵ -accurate online recalibration algorithm if (a) the forecasts $F_t = A(F_t^H)$ are calibrated and (b) the regret of F_t with respect to F_t^H is a.s. small in terms of ℓ_{CRPS} :

$$\limsup_{T \rightarrow \infty} \frac{1}{T} \sum_{t=1}^T (\ell_{CRPS}(y_t, F_t) - \ell_{CRPS}(y_t, F_t^H)) \leq \epsilon. \quad (2)$$

5 Algorithms for Online Recalibration

Next, we propose an algorithm for performing online recalibration (Algorithm 2) This algorithm sequentially observes uncalibrated CDF forecasts F_t and returns forecasts G_t such that $G_t(z)$ is a probabilistic estimate for the outcome $y_t \leq z$. This algorithm again relies on a classical calibration subroutine [Foster and Vohra, 1998], which it uses in a black-box manner to construct G_t .

An uncalibrated forecast $F_t(z)$ assigns a probability to $y_t \leq z$ for each z ; however, these do not correspond to correct empirical frequencies. Algorithm 2 can be seen as producing a $[0, 1] \rightarrow [0, 1]$ mapping that remaps the probability of each z into its correct value. More formally, Algorithm 2 partitions $[0, 1]$ into M intervals $\mathcal{I} = \{[0, \frac{1}{M}), [\frac{1}{M}, \frac{2}{M}), \dots, [\frac{M-1}{M}, 1]\}$; each interval is associated with an instance of S^{cal} . In order to compute $G_t(y \leq z)$, we compute $p_t = F_t(y \leq z)$ and invoke the subroutine S_j^{cal} associated with interval I_j containing p_t . After observing y_t , each S_j^{cal} observes the binary outcome $o_{tj} = \mathbb{I}_{F_t \leq \frac{j}{M}}$ and updates its state.

The resulting procedure produces valid calibrated estimates $G_t(y \leq z)$ for each z when M is sufficiently large because each S_j^{cal} is a calibrated subroutine. More importantly the G_t do not

Algorithm 2 Online Recalibration

Require: Online binary calibration subroutine S^{cal} and number of intervals M

- 1: Initialize $\mathcal{I} = \{[0, \frac{1}{M}), [\frac{1}{M}, \frac{2}{M}), \dots, [\frac{M-1}{M}, 1]\}$, a set of intervals that partition $[0, 1]$.
 - 2: Initialize $\mathcal{S} = \{S_j^{\text{cal}} \mid j = 0, \dots, M-1\}$, a set of M independent instances of S^{cal} , one per $I_j \in \mathcal{I}$.
 - 3: **for** $t = 1, 2, \dots$: **do**
 - 4: Observe uncalibrated forecast F_t .
 - 5: Define $G_t(y \leq z)$ as the output of $S_{\lfloor F_t(z) \rfloor}^{\text{cal}}$, where $\lfloor F_t(z) \rfloor$ is the index of the subroutine associated with the interval containing $F_t(z)$.
 - 6: Output G_t . Observe y_t and update recalibrator:
 - 7: **for** $j = 1, 2, \dots, M$: **do**
 - 8: Let $o_{tj} = 1$ if $F(y_t) \leq \frac{j}{M}$ else 0
 - 9: Pass o_{tj} to S_j^{cal}
-

decrease the predictive performance of the F_t , as measured by ℓ_{CRPS} . Intuitively, this is true because the ℓ_{CRPS} is the sum of calibration and sharpness, the former of which improves in G_t . In the remainder of this section, we establish these facts formally.

5.1 Calibration and Accuracy of Online Recalibration

Notation. We are going to be working with online calibration subroutines S_j^{cal} [Foster and Vohra, 1998, Cesa-Bianchi and Lugosi, 2006]. These methods are typically discretize—they output a set of discretized probabilities i/N for $i \in \{0, 1, \dots, N\}$. We refer to N as their resolution. We define the calibration error of S_j^{cal} at i/N as

$$C_{T,i}^{(j)} = \left| \rho_T^{(j)}(i/N) - \frac{i}{N} \right|^p \left(\frac{1}{T} \sum_{t=1}^T \mathbb{I}_{t,i}^{(j)} \right)$$

where $\mathbb{I}_{t,i} = \mathbb{I}\{p_t = i/N\}$. Terms marked with a (j) denote the restriction of the usual definition to the input of subroutine S_j^{cal} (see the appendix for details). We may write the calibration loss of S_j^{cal} as $C_T^{(j)} = \sum_{i=0}^N C_{T,i}^{(j)}$.

We also seek to quantify more precisely the calibration of Algorithm 2, specifically compare $\rho(y, p)$ with p . We define for this the quantity

$$C_{T,i}(y) = \left| \rho_T(y, i/N) - \frac{i}{N} \right|^p \left(\frac{1}{T} \sum_{t=1}^T \mathbb{I}_{t,i} \right),$$

and we define the calibration loss of Algorithm 2 at y as $C_T(y) = \sum_{i=0}^N C_{T,i}(y)$.

Assumptions. We will assume that the subroutine S^{cal} used in Algorithm 2 is (ϵ, ℓ_1) -calibrated and that $C_{T_j}^{(j)} \leq R_{T_j} + \epsilon$ uniformly ($R_{T_j} = o(1)$ as $T_j \rightarrow \infty$; T_j is the number of calls to instance S_j^{cal}).

We also assume that for each t , the target y_t lies in a bounded interval of \mathbb{R} of length at most B . Finally, we assume that the input CDF forecasts F_t are discretized like the other elements of our setup and are step functions over a set of values of y denoted by \mathcal{Y} .

Establishing our results will rely on the following key technical lemma [Kuleshov and Ermon, 2017].

Lemma 1. *An (ϵ, ℓ_1) -calibrated S^{cal} a.s. has a small internal regret w.r.t. any ℓ_p norm and satisfies uniformly over time T the bound*

$$\max_{ij} \sum_{t=1}^T \mathbb{I}_{p_t=i/N} (\ell_p(y_t, i/N) - \ell_p(y_t, j/N)) \leq 2(R_T + \epsilon).$$

Accuracy and calibration. An important consequence of Lemma 1 is that a calibrated algorithm has vanishing regret relative to any fixed prediction (since minimizing internal regret also minimizes external regret). Using this fact, it becomes possible to establish that Algorithm 2 is at least as accurate as the baseline forecaster.

Lemma 2 (Recalibration preserves accuracy). *Consider Algorithm 2 with parameters $M \geq N > 1/\epsilon$ and let ℓ be a the CRPS proper loss. Then the recalibrated G_t a.s. have vanishing ℓ -loss regret relative to F_t^H and we have a.s.:*

$$\frac{1}{T} \sum_{t=1}^T \ell(y_t, G_t) - \frac{1}{T} \sum_{t=1}^T \ell(y_t, F_t^H) < NB \sum_{j=1}^M \frac{T_j}{T} R_{T_j} + 3B\epsilon.$$

Proof (sketch). When $p_t = F(y)$ is the output of a given binary calibration subroutine S_j^{cal} at some y , we know what $\lfloor F(y) \rfloor = j/M$ (by construction). Additionally, we know from Lemma 1 that S_j^{cal} minimizes external regret. Because S_j^{cal} minimizes external regret, it has vanishing regret in terms of ℓ_2 loss relative to the fixed prediction j/M : $(y_t - p_t)^2 \leq \ell(y_t, j/M) + o(T)$. But the prediction j/M is simply $F(y)$ during the times t when S_j^{cal} was invoked. Aggregating this over multiple t and over the space of all y yields our result. \square

Next, we also establish that combining the predictions of each S_j^{cal} preserves their calibration. First, one can see that by construction, Algorithm 2 ensures a form of quantile calibration, where $\rho(\alpha, p) \rightarrow p$ for all $p, \alpha \in [0, 1]$ and

$$\rho(\alpha, p) = \frac{\sum_{t=1}^T \mathbb{I}_{y_t \leq F_t^{-1}(\alpha), G_t(y)=p}}{\sum_{t=1}^T \mathbb{I}_{G_t(y)=p}},$$

where F, G denote the baseline and recalibrated forecasts, respectively. We can further refine this construction to get a bound on our initial definition of online calibration.

Lemma 3 (Preserving calibration). *If each S_j^{cal} is ϵ -calibrated, then Algorithm 2 is also ϵ -calibrated and the bound*

$$C_T(y) \leq \sum_{j=1}^M \frac{T_j}{T} R_{T_j} + \epsilon$$

holds uniformly a.s. over T for all $y \in \mathcal{Y}$.

These two lemmas lead to our main claim: that Algorithm 2 solves the online recalibration problem.

Theorem 3. *Let S^{cal} be an $(\ell_1, \epsilon/3B)$ -calibrated online subroutine with resolution $N \geq 3B/\epsilon$. and let ℓ be a proper loss satisfying the assumptions of Lemma 2. Then Algorithm 2 with parameters S^{cal} and $M = N$ is an ϵ -accurate online recalibration algorithm for the CRPS loss ℓ .*

Proof. By Lemma 3, Algorithm 2 is $(\ell_1, \epsilon/3B)$ -calibrated and by Lemma 2, its regret w.r.t. the raw F_t^H tends to $< 3B/N < \epsilon$. Hence, Theorem 3 follows. \square

Subroutine	Regret Minimization	Blackwell Approachability
Time / step	$O(1/\epsilon)$	$O(\log(1/\epsilon))$
Space / step	$O(1/\epsilon^2)$	$O(1/\epsilon^2)$
Calibration	$O(1/\epsilon\sqrt{\epsilon T})$	$O(1/\epsilon\sqrt{T})$
Advantage	Simplicity	Efficiency

Table 1: Time and space complexity and convergence rate of Algorithm 2 using different subroutines.

Throughout our analysis, we have used the CRPS loss to measure the regret of our algorithm. This raises the question: is the CRPS loss necessary? We answer this question at least partially in the affirmative—if the loss ℓ used to measure regret is not a proper loss, then recalibration is not possible for some $\epsilon > 0$.

Theorem 4. *If ℓ is not proper, then no algorithm achieves recalibration w.r.t. ℓ for all $\epsilon > 0$.*

The proof of this algorithm is a slight generalization of the counter-example provided for the ℓ_1 loss. Interestingly, it holds equally for online and batch settings. It builds on the result of Kuleshov and Ermon [2017] and adds to our knowledge of the limitations of recalibration algorithms.

Convergence rates. Next, we are interested in the rate of convergence R_T of the calibration error C_T of Algorithm 2. For most online calibration subroutines S^{cal} , $R_T \leq f(\epsilon)/\sqrt{T}$ for some $f(\epsilon)$. In such cases, we can further bound the calibration error in Lemma 3 as $\sum_{j=1}^M \frac{T_j}{T} R_{T_j} \leq \sum_{j=1}^M \frac{\sqrt{T_j} f(\epsilon)}{T} \leq \frac{f(\epsilon)}{\sqrt{\epsilon T}}$. In the second inequality, we set the T_j to be equal.

Thus, our recalibration procedure introduces an overhead of $\frac{1}{\sqrt{\epsilon}}$ in the convergence rate of the calibration error C_T and of the regret in Lemma 2. In addition, Algorithm 2 requires $\frac{1}{\epsilon}$ times more memory (we run $1/\epsilon$ instances of S_j^{cal}), but has the same per-iteration runtime (we activate one S_j^{cal} per step). Table 1 summarizes the convergence rates of Algorithm 2 when the subroutine is either the method of [Abernethy et al., 2011] based on Blackwell approachability or the simpler but slower approach based on internal regret minimization Mannor and Stoltz [2010].

6 Experiments

We experiment with four multivariate UCI datasets [Dua and Graff, 2017] to evaluate our online calibration algorithm.

Setup Our dataset consists of input and output pairs $\{X_t, y_t\}_{t=1}^T$ where T is the size of the dataset. We simulate a stream of data by sending batches of data-points $\{X_t, y_t\}_{t=nt'+1}^{n(t'+1)}$ to our model, where t' is the time-step and n is the batch-size. This simulation is run for $\lceil T/n \rceil$ time-steps such that our models see the entire dataset by the end of simulation. For each incoming batch, a base model is fit to the data and the recalibrator is trained. We compare our randomized online calibration with two baselines: non-randomized online calibration and calibrated regression for the IID setting [Kuleshov et al., 2018] (equivalent to estimating the same mapping as Algorithm 2 using kernel density estimation with a tophat kernel). The base model for these experiments is Bayesian ridge regression. A batch-size of 10 is used in the experiments unless otherwise specified. We set the number of intervals N for the recalibrator to 20.

Analysis of Calibration. We assess the calibration of the base model and the recalibrated model with calibration scores defined using the probability integral transform [Gneiting et al., 2007a]. For each input X , we can use the base model to predict the probability distribution over outcome y . Hence, it is possible to compute the probability density P at the observed outcome y using the output of base model. Thus, we define calibration score as $\text{cal}(P_1, y_1, \dots, P_n, y_n) = \sum_{j=1}^m ((p_j - p_{j-1}) - \hat{p}_j)^2$, where $p_0 = 0 < p_1 < p_2 < \dots < p_m = 1$ are m confidence levels using which we compute the calibration score. \hat{p}_j is estimated as $\hat{p}_j = |\{y_t | p_{j-1} \leq P_t \leq p_j, t = 1, \dots, N\}|/N$. The calibration scores are computed on each batch of data $\{P_t, y_t\}_{t=nt'+1}^{n(t'+1)}$, before being observed, where n is the batch size and t' is the time-step.

Table 2: Evaluation of Online Calibration on UCI Datasets. We compare the performance of online calibration against non-randomized online calibration, uniform kernel density estimation and uncalibrated (i.e., raw) baselines. We see that our method produces lowest calibration errors in the last time-step.

Dataset	Calibration Error (Last Time-step)			
	Uncalibrated (Raw)	Kernel Density Estimation	Online Calibration (Non-randomized)	Online Calibration
Aquatic Toxicity (Daphnia Magna)	0.0087	0.0037	0.0040	0.0017
Aquatic Toxicity (Fathead Minnow)	0.0108	0.0137	0.0124	0.0072
Energy Efficiency	0.3336	0.0708	0.0822	0.0528
Facebook Comment Volume	0.2510	0.1060	0.0628	0.0524

6.1 Aquatic Toxicity Datasets

We evaluate our algorithm on the QSAR (Quantitative Structure-Activity Relationship) Aquatic Toxicity Dataset 2(a) and Fish Toxicity Dataset 2(b), where aquatic toxicity towards two different types of fish is predicted using 8 and 6 molecular descriptors as features respectively. In Figure 2, we can see that the randomized online calibration algorithm performs better than the non-randomized baseline by producing lower calibration errors. We also compare the performance of our algorithm against uniform kernel density estimation by maintaining a running average of probabilities in each incoming batch of data-points. For the Fish Toxicity Dataset, we can see that only online calibration improves calibration errors relative to the baseline model. We report the calibration error at the last time-step for all the methods separately in Table 2.

6.2 Energy Efficiency Dataset

In the Energy Efficiency Dataset contains the heating load and cooling load of the building is predicted using 8 building parameters as features. We set the outcome to heating load of the building and utilize the 8 features as input to our model. In Figure 3, we see that the calibration errors produced by the online calibration algorithm drop sharply within the initial 10 time-steps. The baselines also produces a drop in calibration scores, but it happens more gradually.

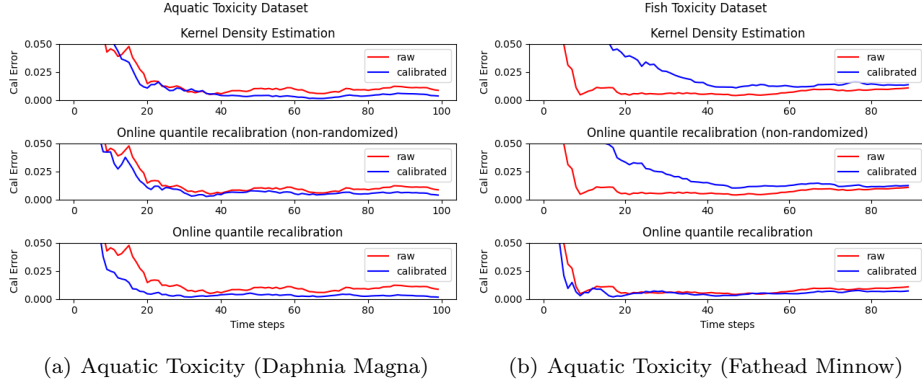


Figure 2: Performance of Online Calibration on the Aquatic Toxicity Datasets. Aquatic toxicity towards two different types of fish (Daphnia Magna 2(a) and Fathead Minnow 2(b)) is predicted by the base model. In both the datasets, online calibration outperforms the baseline methods.

6.3 Facebook Comment Volume Dataset

In Figure 4, the Facebook Comment Volume Dataset is used where the number of comments are to be predicted using 53 attributes associated with a post. We use the initial 10000 data-points from the dataset for this experiment. Here, the non-randomized and randomized online calibration algorithms produce a similar drop in calibration errors, but the randomized online calibration algorithm still dominates both the baselines as shown in Table 2.

7 Previous Work

Calibrated probabilities are widely used as confidence measures in the context of binary classification. Such probabilities are obtained via recalibration methods, of which Platt scaling Platt [1999] and isotonic regression Niculescu-Mizil and Caruana [2005] are by far the most popular. Recalibration methods also possess multiclass extensions, which typically involve training multiple one-vs-all predictors Zadrozny and Elkan [2002], as well as extensions to ranking losses Menon et al. [2012], combinations of estimators Zhong and Kwok [2013], and structured prediction Kuleshov and Liang [2015]. Recalibration algorithms have applied to improve reinforcement learning [Malik et al., 2019], Bayesian optimization [Deshpande and Kuleshov, 2021] and deep learning [Kuleshov and Deshpande, 2021].

In the online setting, the calibration problem was formalized by [Dawid, 1982]; online calibration techniques were first proposed by [Foster and Vohra, 1998]. Existing algorithms are based on internal regret minimization Cesa-Bianchi and Lugosi [2006] or on Blackwell approachability Foster [1997]; recently, these approaches were shown to be closely related Abernethy et al. [2011], Mannor and Stoltz [2010]. Recent work has shown that online calibration is PPAD-hard Hazan and Kakade [2012].

The concepts of calibration and sharpness were first formalized in the statistics literature Murphy [1973], Gneiting et al. [2007b]. These metrics are captured by a class of *proper* losses and can be used both for evaluating Buja et al. [2005], Brocker [2009] and constructing Kuleshov and Liang [2015] calibrated forecasts.

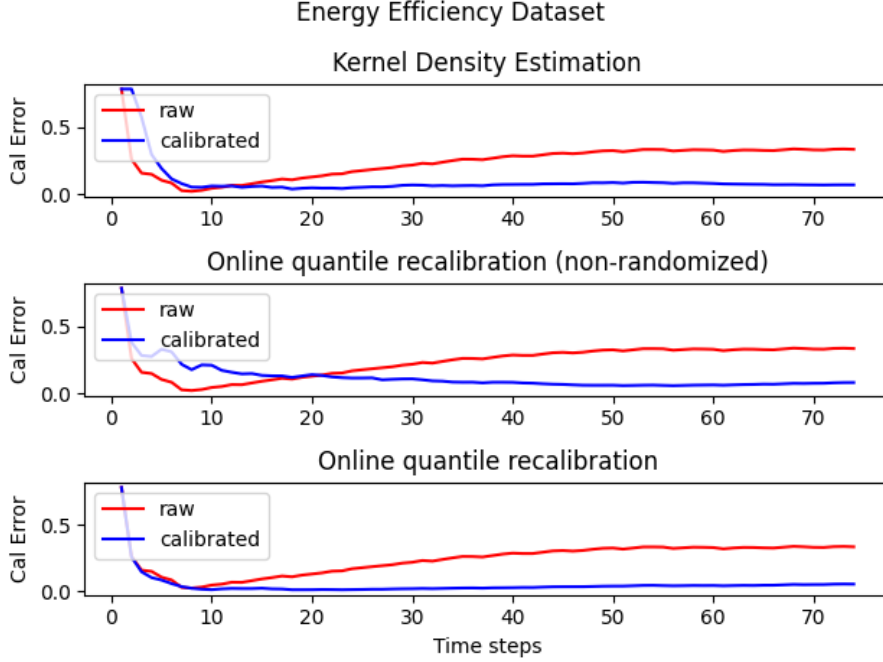


Figure 3: Performance of Online Calibration on the Energy Efficiency Dataset. Online calibration produces the sharpest drop in calibration errors in the initial 10 time-steps. The baseline methods produce a more gradual drop in errors.

8 Discussion

Batch vs Online Calibration Algorithm 2 can be seen as a direct counterpart to the histogram technique, a simple method for density estimation. With the histogram approach, the F_t^H is split into N bins, and the average y value is estimated for each bin. Because of the i.i.d. assumption, the output probabilities are calibrated, and the bin width determines the sharpness. It’s worth noting that Hoeffding’s inequality shows the average for a specific bin converges at a faster rate of $O(1/\sqrt{T_j})$ [Devroye et al., 1996], as opposed to the $O(1/\sqrt{\epsilon T_j})$ rate given by Abernethy et al. [2011], highlighting the challenge of calibration in an online setting.

Conformal Prediction Conformal prediction [Vovk et al., 2005] is a technique for constructing calibrated predictive sets. It has been extended to handle distribution shifts [Hendrycks et al., 2018, Tibshirani et al., 2019, Barber et al., 2022], as well as to online adversarial data [Gibbs and Candès, 2021]. Calibrated forecasting [Platt, 1999, Kuleshov et al., 2018] is closely related to conformal prediction, but focuses on predicting distributions rather than sets.

Our work resembles adaptive conformal inference [Gibbs and Candès, 2021], but provides a distribution-like object instead of one confidence interval and defines calibration in terms of the CDF instead of the quantile function. While their algorithm is deterministic, ours is randomized. Unlike their algorithm, ours provides more general vanishing regret guarantees relative to a baseline model.

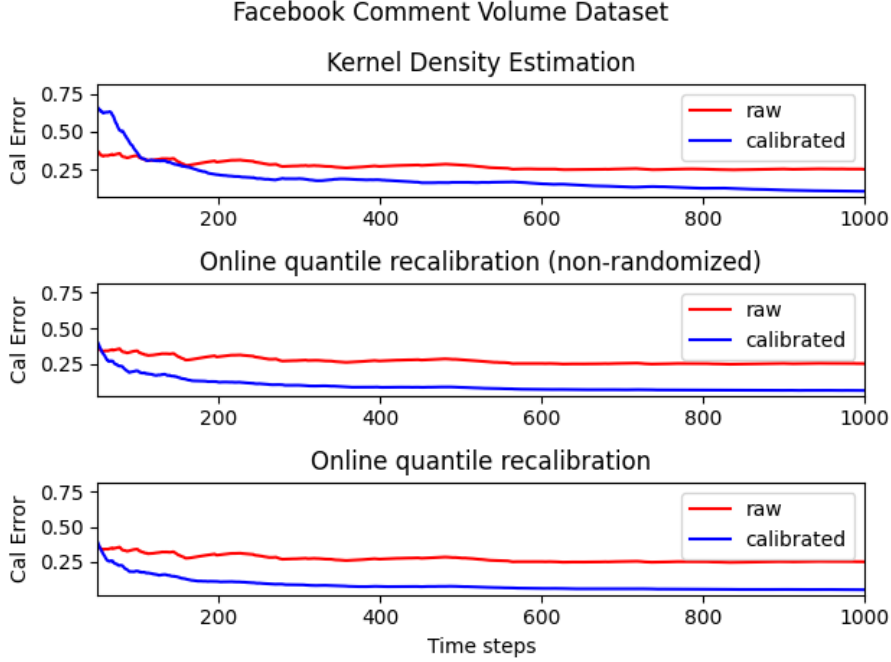


Figure 4: Performance of Online Calibration on the Facebook Comments Volume Dataset. The randomized and non-randomized online calibration algorithms both outperform the simple kernel density estimation baseline by producing a sharper drop in calibration errors in the initial 100 time-steps. Our method (online calibration) produces the lowest calibration error in the last time-step.

Deterministic Forecasting Simultaneously calibrated and accurate online learning methods were developed by [Vovk et al., 2005] and they fell under the notion of *weak* calibration Abernethy and Mannor [2011]. Since we use strong calibration, weak calibration is implied, but it requires different (e.g. randomized) algorithms. Vovk et al. ensure a small difference between average predicted p_t and true y_t at times t when $p_t \approx p^*$ and $x_t \approx x^*$, for any p^*, x^* , by using a different notion of precision. The relation \approx can be specified by user through a kernel.

9 Conclusion

In this paper, we presented a novel approach to uncertainty estimation that leverages online learning. Our approach extends existing online learning methods to handle predictive uncertainty while ensuring high accuracy, providing formal guarantees on calibration and regret even on adversarial input. We introduced a new problem called online calibrated forecasting, and proposed algorithms that generalize calibrated regression to non-IID settings. Our methods are effective on several predictive tasks and hold potential to improve performance in decision-making settings. Overall, our approach advances uncertainty estimation, enabling more robust and reliable decision-making and forecasting in real-world scenarios.

References

- Jacob Abernethy, Peter L. Bartlett, and Elad Hazan. Blackwell approachability and no-regret learning are equivalent. In *COLT 2011 - The 24th Annual Conference on Learning Theory*, pages 27–46, 2011.
- Jacob D. Abernethy and Shie Mannor. Does an efficient calibrated forecasting strategy exist? In *COLT 2011 - The 24th Annual Conference on Learning Theory, June 9-11, 2011, Budapest, Hungary*, pages 809–812, 2011. URL <http://www.jmlr.org/proceedings/papers/v19/abernethy11a/abernethy11a.pdf>.
- Anastasios N. Angelopoulos and Stephen Bates. A gentle introduction to conformal prediction and distribution-free uncertainty quantification, 2021. URL <https://arxiv.org/abs/2107.07511>.
- Rina Barber, Emmanuel Candes, Aaditya Ramdas, and Ryan Tibshirani. Conformal prediction beyond exchangeability, 02 2022.
- J. Brocker. Reliability, sufficiency, and the decomposition of proper scores. *Quarterly Journal of the Royal Meteorological Society*, 135(643):1512–1519, 2009.
- Andreas Buja, Werner Stuetzle, and Yi Shen. Loss functions for binary class probability estimation and classification: Structure and applications, 2005.
- Nicolo Cesa-Bianchi and Gabor Lugosi. *Prediction, Learning, and Games*. Cambridge University Press, New York, NY, USA, 2006. ISBN 0521841089.
- A. Philip Dawid. The well-calibrated bayesian. *Journal of the American Statistical Association*, 77(379):605–610, 1982.
- Shachi Deshpande and Volodymyr Kuleshov. Calibrated uncertainty estimation improves bayesian optimization, 2021. URL <https://arxiv.org/abs/2112.04620>.
- Luc Devroye, László Györfi, and Gábor Lugosi. *A probabilistic theory of pattern recognition*. Applications of mathematics. Springer, New York, Berlin, Heidelberg, 1996. ISBN 978-0-387-94618-4.
- Dheeru Dua and Casey Graff. UCI machine learning repository, 2017. URL <http://archive.ics.uci.edu/ml>.
- Dean P. Foster. A Proof of Calibration Via Blackwell’s Approachability Theorem. Discussion Papers 1182, Northwestern University, February 1997.
- Dean P. Foster and Rakesh V. Vohra. Asymptotic calibration, 1998.
- Isaac Gibbs and Emmanuel Candès. Adaptive conformal inference under distribution shift, 2021. Accepted.
- Tilman Gneiting, Fadoua Balabdaoui, and Adrian Raftery. Probabilistic forecasts, calibration and sharpness. *Journal of the Royal Statistical Society: Series B (Statistical Methodology)*, 69:243 – 268, 04 2007a. doi: 10.1111/j.1467-9868.2007.00587.x.
- Tilman Gneiting, Fadoua Balabdaoui, and Adrian E. Raftery. Probabilistic forecasts, calibration and sharpness. *Journal of the Royal Statistical Society: Series B*, 69(2):243–268, 2007b.

- Elad Hazan and Sham M. Kakade. (weak) calibration is computationally hard. In *COLT 2012 - The 25th Annual Conference on Learning Theory, June 25-27, 2012, Edinburgh, Scotland*, pages 3.1–3.10, 2012.
- Dan Hendrycks, Mantas Mazeika, Duncan Wilson, and Kevin Gimpel. Using trusted data to train deep networks on labels corrupted by severe noise, 2018. URL <https://arxiv.org/abs/1802.05300>.
- V. Kuleshov and P. Liang. Calibrated structured prediction. In *Advances in Neural Information Processing Systems (NIPS)*, 2015.
- Volodymyr Kuleshov and Shachi Deshpande. Calibrated and sharp uncertainties in deep learning via density estimation, 2021. URL <https://arxiv.org/abs/2112.07184>.
- Volodymyr Kuleshov and Stefano Ermon. Estimating uncertainty online against an adversary. In *AAAI*, pages 2110–2116, 2017.
- Volodymyr Kuleshov, Nathan Fenner, and Stefano Ermon. Accurate uncertainties for deep learning using calibrated regression, 2018.
- Ali Malik, Volodymyr Kuleshov, Jiaming Song, Danny Nemer, Harlan Seymour, and Stefano Ermon. Calibrated model-based deep reinforcement learning. 2019. doi: 10.48550/ARXIV.1906.08312. URL <https://arxiv.org/abs/1906.08312>.
- Shie Mannor and Gilles Stoltz. A geometric proof of calibration. *Math. Oper. Res.*, 35(4):721–727, 2010.
- Aditya Krishna Menon, Xiaoqian Jiang, Shankar Vembu, Charles Elkan, and Lucila Ohno-Machado. Predicting accurate probabilities with a ranking loss. In *29th International Conference on Machine Learning*, 2012.
- A. H. Murphy. A new vector partition of the probability score. *Journal of Applied Meteorology*, 12(4):595–600, 1973.
- Alexandru Niculescu-Mizil and Rich Caruana. Predicting good probabilities with supervised learning. In *Proceedings of the 22Nd International Conference on Machine Learning, ICML ’05*, 2005.
- John C. Platt. Probabilistic outputs for support vector machines and comparisons to regularized likelihood methods. In *ADVANCES IN LARGE MARGIN CLASSIFIERS*, pages 61–74. MIT Press, 1999.
- Shai Shalev-Shwartz. *Online Learning: Theory, Algorithms, and Applications*. Phd thesis, Hebrew University, 2007.
- Ryan J. Tibshirani, Rina Foygel Barber, Emmanuel J. Candes, and Aaditya Ramdas. Conformal prediction under covariate shift, 2019. URL <https://arxiv.org/abs/1904.06019>.
- Vladimir Vovk, Akimichi Takemura, and Glenn Shafer. Defensive forecasting. In *Proceedings of the Tenth International Workshop on Artificial Intelligence and Statistics, AISTATS 2005, Bridgetown, Barbados, January 6-8, 2005*, 2005. URL <http://www.gatsby.ucl.ac.uk/aistats/fullpapers/224.pdf>.

Bianca Zadrozny and Charles Elkan. Transforming classifier scores into accurate multiclass probability estimates. In *Eighth ACM Conference on Knowledge Discovery and Data Mining*, pages 694–699, 2002.

Leon Wenliang Zhong and James T. Kwok. Accurate probability calibration for multiple classifiers. IJCAI '13, pages 1939–1945. AAAI Press, 2013. ISBN 978-1-57735-633-2.

A Correctness of the recalibration procedure

In the appendix, we provide the proofs of the theorems from the main part of the paper.

A.1 Notation

Below, we will use \mathbb{I}_E denote the indicator function of E , $[N]$ and $[N]_0$ to (respectively) denote the sets $\{1, 2, \dots, N\}$ and $\{0, 1, 2, \dots, N\}$, and Δ_d to denote the d -dimensional simplex.

Setup In classical online learning, at each time step $t = 1, 2, \dots$, we are given features $x_t \in \mathcal{X}$. We use a forecaster $H : \mathcal{X} \times \mathcal{W} \rightarrow \mathcal{Y}$ with weights $w_t \in \mathcal{W}$ to produce a prediction $p_t = H(x_t; u)$, $p_t \in \mathcal{P}$. Nature then reveals a target $y_t \in \mathcal{Y}$ and we incur a loss of $\ell(y_t, p_t)$, where $\ell : \mathcal{Y} \times \mathcal{P} \rightarrow \mathbb{R}^+$ is a loss function. The forecaster updates its weights to w_{t+1} based on x_t, y_t , and we proceed to the next time step.

We measure algorithm performance in terms of regret $R_T(u)$ relative to a model with weights u , $R_T(u) = \sum_{t=1}^T \ell(y_t, p_t) - \ell(y_t, H(x_t; u))$. The worst-case regret at time T equals $R_T = \max_{u \in \mathcal{W}} R_T(u)$.

In this paper, the predictions p_t are probability distributions over the outcome y_t . We focus on regression, where $y_t \in \mathbb{R}$ and the prediction p_t can be represented by a cumulative distribution function (CDF), denoted $F_t : \mathbb{R} \rightarrow [0, 1]$ and defined as $F_t(z) = p_t(y \leq z)$.

Learning with Expert Advice A special case of the online learning framework arises when each x_t represents advice from N experts, and $w_t \in \Delta_{N-1}$ is a distribution over x_t . Nature reveals an outcome y_t , resulting in an expected loss of $\sum_{i=1}^N w_{ti} \ell(y_t, a_{it})$, where $\ell(y_t, a_{it})$ is the loss under expert i 's advice a_{it} . Performance in this setting is measured using two notions of regret.

Definition 3. The external regret R_T^{ext} and the internal regret R_T^{int} are defined as

$$R_T^{\text{ext}} = \sum_{t=1}^T \bar{\ell}(y_t, p_t) - \min_{i \in [N]} \sum_{t=1}^T \ell(y_t, a_{it})$$

$$R_T^{\text{int}} = \max_{i, j \in [N]} \sum_{t=1}^T p_{t,i} (\ell(y_t, a_{it}) - \ell(y_t, a_{jt})),$$

where $\bar{\ell}(y, p) = \sum_{i=1}^N p_i \ell(y, a_{it})$ is the expected loss.

Calibration for Online Binary Calibration For now, we focus on the ℓ_1 norm, and we define the calibration error of a forecaster S^{cal} as

$$C_T = \sum_{i=0}^N \left| \rho_T(i/N) - \frac{i}{N} \right| \left(\frac{1}{T} \sum_{t=1}^T \mathbb{I}_{\{p_t = \frac{i}{N}\}} \right), \quad (3)$$

where $\rho_T(p) = \frac{\sum_{t=1}^T y_t \mathbb{I}_{p_t=p}}{\sum_{t=1}^T \mathbb{I}_{p_t=p}}$ denotes the frequency at which event $y = 1$ occurred over the times when we predicted p .

We further define the calibration error when S_j^{cal} predicts i/N as

$$C_{T,i}^{(j)} = \left| \rho_T^{(j)}(i/N) - \frac{i}{N} \right| \left(\frac{1}{T_j} \sum_{t=1}^T \mathbb{I}_{t,i}^{(j)} \right)$$

where $\mathbb{I}_{t,i}^{(j)} = \mathbb{I}\{p_t = \frac{i}{N} \cap F_t^H \in [\frac{i-1}{M}, \frac{i}{M})\}$ is an indicator for the event that S_j^{cal} is triggered at time t and predicts i/N . Similarly, $\mathbb{I}_{t,i} = \mathbb{I}\{p_t = i/N\} = \sum_{j=1}^M \mathbb{I}_{t,i}^{(j)}$ indicates that i/N was predicted at time t , and $T_j = \sum_{t=1}^T \sum_{i=0}^N \mathbb{I}_{t,i}^{(j)}$ is the number of calls to S_j^{cal} . Also,

$$\rho_T^{(j)}(i/N) = \frac{\sum_{t=1}^T \mathbb{I}_{t,i}^{(j)} y_t}{\sum_{t=1}^T \mathbb{I}_{t,i}^{(j)}}$$

is the empirical success rate for S_j^{cal} .

Note that with these definitions, we may write the calibration losses of S_j^{cal} as $C_T^{(j)} = \sum_{i=0}^N C_{T,i}^{(j)}$.

Calibration for Regression A sequence of forecasts F_t achieves online quantile calibration for all $y \in \mathcal{Y}$ and all $p \in \mathcal{P}$, $\rho_T(y, p) \rightarrow p$, a.s. as $T \rightarrow \infty$, where

$$\rho_T(y, p) = \frac{\sum_{t=1}^T \mathbb{I}_{y_t \leq y, F_t(y)=p}}{\sum_{t=1}^T \mathbb{I}_{F_t(y)=p}}$$

In other words, out of the times when the predicted probability $F_t(y')$ for $\{y_t \leq y'\}$ to be p , the event $\{y_t \leq y'\}$ holds a fraction p of the time.

We also seek to quantify more precisely the calibration of Algorithm 2, specifically compare $\rho(y, p)$ with p . We define for this the quantity

$$C_{T,i}(y) = \left| \rho_T(y, i/N) - \frac{i}{N} \right|^p \left(\frac{1}{T} \sum_{t=1}^T \mathbb{I}_{t,i} \right),$$

and we define the calibration loss of Algorithm 2 at y as $C_T(y) = \sum_{i=0}^N C_{T,i}(y)$.

Proper Losses The quality of probabilistic forecasts is evaluated using *proper* losses ℓ . Formally, a loss $\ell(y, p)$ is proper if $p \in \arg \min_{q \in \mathcal{P}} \mathbb{E}_{y \sim (p)} \ell(y, q) \forall p \in \mathcal{P}$. An important proper loss for CDF predictions F is the continuous ranked probability score, defined as

$$\ell_{\text{CRPS}}(y, F) = \int_{-\infty}^{\infty} (F(z) - \mathbb{I}_{y \leq z})^2 dz.$$

A.2 Assumptions

We assume that each subroutine S^{cal} is an instance of a binary calibrated forecasting algorithm (e.g., the methods introduced in Chapter 4 in Cesa-Bianchi and Lugosi [2006]) that produce predictions in $[0, 1]$ that are (ϵ, ℓ_2) -calibrated and that $C_T^2 \leq R_T + \epsilon$ uniformly ($R_T = o(1)$ as $T \rightarrow \infty$; T is the number of calls to instance S_j^{cal}). We also assume that for each t , the target y_t lies in some bounded interval \mathcal{Y} of \mathbb{R} of length at most B .

A.3 Proving the Calibration of Algorithm 2

First, we will provide a proof of Lemma 3; this proof holds for any norm ℓ_p .

Lemma 4 (Preserving calibration). *If each S_j^{cal} is (ϵ, ℓ_p) -calibrated, then Algorithm 2 is also (ϵ, ℓ_p) -calibrated and the following bound holds uniformly over T :*

$$C_T \leq \sum_{j=1}^M \frac{T_j}{T} R_{T_j} + \epsilon. \quad (4)$$

Proof. Let $\mathbb{I}_i^{(j)} = \sum_{t=1}^T \mathbb{I}_{t,i}^{(j)}$ and note that $\sum_{t=1}^T \mathbb{I}_{t,i} = \sum_{j=1}^M \mathbb{I}_i^{(j)}$. We may write

$$\begin{aligned} C_{T,i}(y) &= \frac{\sum_{t=1}^T \mathbb{I}_{t,i}}{T} \left| \rho_T(y, i/N) - \frac{i}{N} \right|^p = \frac{\sum_{j=1}^M \mathbb{I}_i^{(j)}}{T} \left| \frac{\sum_{j=1}^M \sum_{t=1}^T \mathbb{I}_{t,i}^{(j)} o_{tj}}{\sum_{j=1}^M \mathbb{I}_i^{(j)}} - \frac{i}{N} \right|^p \\ &= \frac{\sum_{j=1}^M \mathbb{I}_i^{(j)}}{T} \left| \frac{\sum_{j=1}^M \mathbb{I}_i^{(j)} \rho_T^{(j)}(y, i/N)}{\sum_{j=1}^M \mathbb{I}_i^{(j)}} - \frac{i}{N} \right|^p \leq \sum_{j=1}^M \frac{\mathbb{I}_i^{(j)}}{T} \left| \rho_T^{(j)}(y, i/N) - \frac{i}{N} \right|^p = \sum_{j=1}^M \frac{T_j}{T} C_{T,i}^{(j)}, \end{aligned}$$

where in the last line we used Jensen's inequality. Plugging in this bound in the definition of C_T , we find that

$$C_T = \sum_{i=1}^N C_{T,i} \leq \sum_{j=1}^M \sum_{i=1}^N \frac{T_j}{T} C_{T,i}^{(j)} \leq \sum_{j=1}^M \frac{T_j}{T} R_{T_j} + \epsilon,$$

Since each $R_{T_j} \rightarrow 0$, Algorithm 2 will be ϵ -calibrated. \square

A.4 Recalibrated Forecasts Have Low Regret Under the CRPS Loss

Lemma 5 (Recalibration preserves accuracy). *Consider Algorithm 2 with parameters $M \geq N > 1/\epsilon$. Suppose that the S^{cal} are (ϵ, ℓ_2) -calibrated. Then the recalibrated G_t a.s. have vanishing ℓ_{CRPS} -regret relative to F_t :*

$$\lim_{T \rightarrow \infty} \left(\frac{1}{T} \sum_{t=1}^T \ell_{\text{CRPS}}(y_t, G_t) - \frac{1}{T} \sum_{t=1}^T \ell_{\text{CRPS}}(y_t, F_t) \right) < 2/N. \quad (5)$$

Proof. Our proof will rely on the following fact about any online calibration subroutine S^{cal} . We start by formally establishing this fact.

Fact 1. *Let S^{cal} be an binary online calibration subroutine with actions $0, 1/N, \dots, 1$ whose ℓ_2 calibration error C_T^p is bounded by $R_T = o(T)$. Then the predictions p_t from S^{cal} also minimize external regret relative to any single action i/N :*

$$\sum_{t=1}^T (p_t - y_t)^2 - \left(\frac{i}{N} - y_t \right)^2 \leq N R_T \text{ for all } i$$

We refer the reader to Lemma 4.4 in Cesa-Bianchi and Lugosi [2006] for a proof.

Next, we prove our main claim. We start with some notation. Let $\mathcal{I} = \{[0, \frac{1}{M}), [\frac{1}{M}, \frac{2}{M}), \dots, [\frac{M-1}{M}, 1]\}$ be a set of intervals that partition $[0, 1]$ and let $I_j = [\frac{j-1}{M}, \frac{j}{M})$ be the j -th interval. Also, for each j , we use i_j denote the index $i \in [N]$ that is closest to j in the sense of $|\frac{i_j}{N} - \frac{j}{M}| \leq \frac{1}{N}$. By our assumption that $M \geq N$, this index exists.

We begin our proof by from the definition of the CRPS regret:

$$\begin{aligned}
& \frac{1}{T} \sum_{t=1}^T \ell_{\text{CRPS}}(y_t, G_t) - \frac{1}{T} \sum_{t=1}^T \ell_{\text{CRPS}}(y_t, F_t) \\
&= \frac{1}{T} \sum_{t=1}^T \int_{-\infty}^{\infty} (G_t(z) - \mathbb{I}_{y_t \leq z})^2 dz - \frac{1}{T} \sum_{t=1}^T \int_{-\infty}^{\infty} (F_t(z) - \mathbb{I}_{y_t \leq z})^2 dz \\
&= \int_{-\infty}^{\infty} \frac{1}{T} \sum_{t=1}^T [(G_t(z) - \mathbb{I}_{y_t \leq z})^2 - (F_t(z) - \mathbb{I}_{y_t \leq z})^2] dz \\
&= \int_{z \in \mathcal{Y}} \frac{1}{T} \sum_{t=1}^T [(G_t(z) - \mathbb{I}_{y_t \leq z})^2 - (F_t(z) - \mathbb{I}_{y_t \leq z})^2] dz \\
&= \int_{z \in \mathcal{Y}} \frac{1}{T} \sum_{t=1}^T [(G_t(z) - \mathbb{I}_{F_t(y_t) \leq F_t(z)})^2 - (F_t(z) - \mathbb{I}_{F_t(y_t) \leq F_t(z)})^2] dz
\end{aligned}$$

In the second-to-last line, we have used the fact that the forecasts have finite support, i.e., the y_t live within a closed bounded set \mathcal{Y} . In the last line, we replaced the event $y_t \leq z$ with $F_t(y_t) \leq F_t(z)$, which is valid because F_t is monotonically increasing.

Let's now analyze the above integrand for one fixed value of z :

$$\frac{1}{T} \sum_{t=1}^T [(G_t(z) - \mathbb{I}_{F_t(y_t) \leq F_t(z)})^2 - (F_t(z) - \mathbb{I}_{F_t(y_t) \leq F_t(z)})^2].$$

Since F_t outputs a finite number of values in the set $\{0, \frac{1}{M}, \dots, 1\}$, let j/M denote the value $F_t(z) = j/M$ taken by F_t at z . Additionally, observe that $\mathbb{I}_{F_t(y_t) \leq \frac{j}{M}} = o_{tj}$, where o_{tj} is the binary target variable given to S_j^{cal} at the end of step t . Finally, recall that when $F_t(z) = \frac{j}{M}$, we have defined $G_t(z)$ to be the output of S_j^{cal} at time t , which we denote as G_{tj} . This yields the following expression for the above integrand for a fixed z :

$$\frac{1}{T} \sum_{t=1}^T \left[(G_{tj} - o_{tj})^2 - \left(\frac{j}{M} - o_{tj} \right)^2 \right].$$

Next, recall that i_j is the index $i \in [N]$ that is closest to j in the sense of $|\frac{i_j}{N} - \frac{j}{M}| \leq \frac{1}{N}$. Recall also that $M \geq N$. Note that this implies

$$\ell_2\left(\frac{j}{M}, o_{tj}\right) \geq \ell_2\left(\frac{i_j}{M}, o_{tj}\right) + \frac{\partial \ell_2}{\partial p}(p, o_{tj})\left(\frac{j}{M} - \frac{i_j}{M}\right) \geq \frac{2}{N}.$$

Using this inequality, we obtain the following expression for our earlier integrand:

$$\frac{1}{T} \sum_{t=1}^T \left[(G_{tj} - o_{tj})^2 - \left(\frac{i_j}{N} - o_{tj} \right)^2 \right] + \frac{2}{N}.$$

Crucially, this expression is precisely the *external regret* of recalibration subroutine S_j^{cal} relative to the fixed action $\frac{i_j}{N}$ and measured in terms of the L2 loss. By Fact 1, we know that this external

regret is bounded by NR_T . Since this bound holds pointwise for any value of z , we can plug it into our original integral to obtain a bound on the CRPS regret:

$$\begin{aligned} & \int_{z \in \mathcal{Y}} \frac{1}{T} \sum_{t=1}^T [(G_t(z) - \mathbb{I}_{F_t(y_t) \leq F_t(z)})^2 - (F_t(z) - \mathbb{I}_{F_t(y_t) \leq F_t(z)})^2] dz \\ & \leq \int_{z \in \mathcal{Y}} \left[NR_T + \frac{2}{N} \right] dz \\ & \leq NR_T + \frac{2B}{N} \end{aligned}$$

In the last line, we used the fact that the integration is over a finite set \mathcal{Y} whose measure is bounded by $B > 0$. This establishes the main claim of this proposition. \square

A.5 Correctness of Algorithm 2

We now prove our main result about the correctness of Algorithm 2.

Theorem 1. *Let S^{cal} be an $(\ell_1, \epsilon/3B)$ -calibrated online subroutine with resolution $N \geq 3B/\epsilon$. and let ℓ be a proper loss satisfying the assumptions of Lemma 2. Then Algorithm 2 with parameters S^{cal} and N is an ϵ -accurate online recalibration algorithm for the loss ℓ .*

Proof. It is easy to show that Algorithm 2 is $(\ell_1, \epsilon/3B)$ -calibrated by the same argument as Lemma 1 (see the next section for a formal proof). By Lemma 4, its regret w.r.t. the raw F_t^H tends to $< 3B/N < \epsilon$. Hence, the theorem follows. \square

A.6 Calibration implies no internal regret

Here, we show that a calibrated forecaster also has small internal regret relative to any bounded proper loss [Kuleshov and Ermon, 2017].

Lemma 1. *If ℓ is a bounded proper loss, then an (ϵ, ℓ_1) -calibrated S^{cal} a.s. has a small internal regret w.r.t. ℓ and satisfies uniformly over time T the bound*

$$R_T^{\text{int}} = \max_{i,j} \sum_{t=1}^T \mathbb{I}_{p_t=i/N} (\ell(y_t, i/N) - \ell(y_t, j/N)) \leq 2B(R_T + \epsilon). \quad (6)$$

Proof. Let T be fixed for the rest of this proof. Let $\mathbb{I}_{ti} = \mathbb{I}_{p_t=i/N}$ be the indicator of S^{cal} outputting prediction i/N at time t , let $T_i = \sum_{t=1}^T \mathbb{I}_{ti}$ denote the number of time i/N was predicted, and let

$$R_{T,ij}^{\text{int}} = \sum_{t=1}^T \mathbb{I}_{ti} (\ell(y_t, i/N) - \ell(y_t, j/N))$$

denote the gain (measured using the proper loss ℓ) from retrospectively switching all the plays of action i to j . This value forms the basis of the definition of internal regret (Section 2).

Let $T(i, y) = \sum_{t=1}^T \mathbb{I}_{ti} \mathbb{I}\{y_t = y\}$ denote the total number of i/N forecasts at times when $y_t = y \in \{0, 1\}$. Observe that we have

$$\begin{aligned} T(i, y) &= \sum_{t=1}^T \mathbb{I}_{ti} \mathbb{I}\{y_t = y\} = \frac{\sum_{t=1}^T \mathbb{I}_{ti} \mathbb{I}\{y_t = y\}}{T_i} T_i = \frac{\sum_{t=1}^T \mathbb{I}_{ti} \mathbb{I}\{y_t = y\}}{\sum_{t=1}^T \mathbb{I}_{ti}} T_i \\ &= q(i, y) T_i + T_i \left(\frac{\sum_{t=1}^T \mathbb{I}_{ti} \mathbb{I}\{y_t = y\}}{\sum_{t=1}^T \mathbb{I}_{ti}} - q(i, y) \right) \\ &= q(i, y) T_i + T_i (\rho_T(i/N) - i/N), \end{aligned}$$

where $q(i, y) = i/N$ if $y = 1$ and $1 - i/N$ if $y = 0$. The last equality follows using some simple algebra after adding and subtracting one inside the parentheses in the second term.

We now use this expression to bound $R_{T,ij}^{\text{int}}$:

$$\begin{aligned} R_{T,ij}^{\text{int}} &= \sum_{t=1}^T \mathbb{I}_{ti} (\ell(y_t, i/N) - \ell(y_t, j/N)) \\ &= \sum_{y \in \{0,1\}} T(i, y) (\ell(y, i/N) - \ell(y, j/N)) \\ &\leq \sum_{y \in \{0,1\}} q(i, y) T_i (\ell(y, i/N) - \ell(y, j/N)) + \sum_{y \in \{0,1\}} B T_i |\rho_T(i/N) - i/N| \\ &\leq 2B T_i |\rho_T(i/N) - i/N|, \end{aligned}$$

where in the first inequality, we used $\ell(y, i/N) - \ell(y, j/N) \leq \ell(y, i/N) \leq B$, and in the second inequality we used the fact that ℓ is a proper loss.

Since internal regret equals $R_T^{\text{int}} = \max_{i,j} R_{T,ij}^{\text{int}}$, we have

$$R_T^{\text{int}} \leq \sum_{i=1}^N \max_j R_{T,ij}^{\text{int}} \leq 2B \sum_{i=0}^N T_i |\rho(i/N) - i/N| \leq 2B(R_T + \epsilon).$$

□

B Impossibility of recalibrating non-proper losses

We conclude the appendix by explaining why non-proper losses cannot be calibrated [Kuleshov and Ermon, 2017].

Theorem 2. *If ℓ is not proper, then there is no recalibration algorithm w.r.t. ℓ .*

Proof. If ℓ is not proper, there exist a p' and q such that $\mathbb{E}_{y \sim \text{Ber}(p')} \ell(y, q) < \mathbb{E}_{y \sim \text{Ber}(p')} \ell(y, p')$.

Consider a sequence y_t for which $y_t \sim \text{Ber}(p')$ for all t . Clearly the prediction of a calibrated forecaster p_t must converge to p' and the average loss will approach $\ell(y, p')$. This means that we cannot recalibrate the constant predictor $p_t = q$ without making its loss $\ell(y, q)$ higher. We thus have a forecaster that cannot be recalibrated with respect to ℓ . □