

# Fair Energy Allocation in Risk-aware Energy Communities

Eleni Stai, *Member, IEEE*, Lesia Mitridati, *Member, IEEE*, Ioannis Stavrakakis, *Fellow, IEEE*, Evangelia Kokolaki, Petros Tatoulis, Gabriela Hug, *Senior Member, IEEE*

**Abstract**—This work introduces a decentralized mechanism for the fair and efficient allocation of limited renewable energy sources (RESs) among consumers in an energy community. In the proposed non-cooperative game, the self-interested community members independently decide whether to compete or not for access to RESs during peak hours and shift their loads analogously. In the peak hours, a proportional allocation policy is used to allocate the limited RESs among them. The existence of a Nash equilibrium (NE) or dominant strategies in this non-cooperative game is shown, and closed-form expressions of the renewable energy demand and social cost are derived. Moreover, a decentralized algorithm for choosing consumers' strategies that lie on NE states is designed. The work shows that the risk attitude of the consumers can have a significant impact on the deviation of the induced social cost from the optimal. Besides, the proposed decentralized mechanism is shown to attain a much lower social cost than one using the naive equal sharing policy.

**Index Terms**—energy communities; renewable energy sources; game theory; risk; demand side management;

## I. INTRODUCTION, BACKGROUND & CONTRIBUTIONS

The large scale penetration of distributed, stochastic and non-dispatchable Renewable Energy Sources (RESs) has triggered the need for energy management solutions in distribution systems [1], [2]. In the meantime, growing environmental and societal awareness, coupled with advances in metering and control technologies have allowed for a more active involvement of end-users in managing their energy consumption [3]. In this context, energy communities, which locally coordinate distributed energy resources production and consumption, have become a viable and efficient solution to facilitate the integration of renewable energy sources (RESs) into distribution grids and reduce procurement costs for consumers [4].

Several works in the literature have shown the benefits of energy communities to reduce consumers' costs and increase energy justice by focusing on peer-to-peer (P2P) energy trading mechanisms [5]. However, the development of these energy communities with consumer-owned RESs may be limited due to high investment costs [6]. In contrast, recent regulatory changes have provided an unprecedented opportunity for the development of P2P energy sharing mechanisms, in which the community-owned RESs are allocated efficiently and fairly

among the consumers [7]. Various works in the literature showed the potential economic benefits of these energy sharing communities, both for individual consumers and the community as a whole [8]–[10].

However, these energy sharing communities require the design of fair and efficient mechanisms to allocate the limited community resources among consumers who have equal claim to these resources but different levels of demand. As highlighted in [11], due to the subjective nature of *fairness*, various well-established notions of fairness, such as proportional and egalitarian, have been introduced in the literature and no allocation policy is universally accepted as "the most fair". Additionally, different allocation policies satisfying one notion of fairness or another, may result in different levels of efficiency and stability. The work in [12] showed that allocation policies satisfying the notion of proportional fairness, such as the well-known *proportional allocation (PA)* policy, may provide substantially higher efficiency and a lower "cost of fairness" than other axiomatically justified notions of fairness (e.g., egalitarian) by being more considerate to "strong players", i.e., consumers with high demand. Furthermore, the PA provides a trade-off between efficiency and fairness, since proportional fairness has been shown to be both Pareto optimal and a Nash bargaining solution [13]. However, the PA may lack stability, as "weak players", i.e., consumers with low demand, may continuously change strategies to improve their allocation [14]. On the other hand, the well-established *equal sharing (ES)* allocation policy, which satisfies an egalitarian notion of fairness, is known to provide greater stability than the PA since it allows small players to be fully satisfied and prevents strong players from obtaining more resources than other players. Yet, ES may result in highly inefficient and wasteful utilization of energy resources. In the context of demand response programs (DRPs) and the allocation of renewable resources, this is a major limitation to the application of ES.

Additionally, in order to be beneficial for the overall system, the decisions of the consumers in energy sharing communities can be influenced by a third-party, e.g., an energy provider, in charge of interfacing with the market and system operator [15]. In particular, DRPs can harness the flexibility of the community and provide services to the grid (e.g., load shifting and peak-load reduction). A thorough literature review of the benefits and challenges of various DRPs can be found in [16]–[19]. Most of these approaches focus on indirect DRPs, which, in contrast with direct load control, incentivize self-interested consumers to independently and in an uncoordinated manner adapt their consumption in response to price signals.

E. Stai, P. Tatoulis and G. Hug are with the EEH - Power Systems Laboratory, ETH Zürich, Physikstrasse 3, 8092 Zürich, Switzerland. L. Mitridati is with the Department of Wind & Energy Systems, DTU. I. Stavrakakis is with the Department of Informatics and Telecommunications, National & Kapodistrian University of Athens, 15784 Athens, Greece. E. Kokolaki is with the Hellenic Ministry of Environment and Energy, Mesogeion 119, 11526 Athens, Greece. E. Kokolaki's work was carried out while she was with the National & Kapodistrian University of Athens. Emails: elstai@ethz.ch, lemitri@dtu.dk, ioannis@di.uoa.gr, e.kokolaki@prv.ypeka.gr, petrost@student.ethz.ch, ghug@ethz.ch.

While indirect DRPs may not lead to a globally-optimal energy dispatch, they present benefits, namely (i) scalability and (ii) privacy awareness, which render them desirable compared to traditional direct load control approaches [20], [21].

As consumers participating in energy communities are self-interested and their decisions are independent and uncoordinated, game theory is the most suitable tool to analyze the impact of these DRPs on consumers in energy communities [22], [23]. In the literature, a focus has been placed on designing efficient price signals for individual consumers with deferrable loads using game theoretic tools. The dynamic pricing scheme introduced in [24] incentivizes consumers to adapt their load profile so that they are conveniently supplied by the providers. Similarly, the decentralized DRP developed in [25] uses non-cooperative game theory to design appropriate dynamic prices to control the grid load at peak hours. In [26], prices are derived by formulating the electricity provider's cost minimization problem, which considers consumers' device-specific scheduling flexibility and the provider's cost of purchasing electricity. In addition, in [27], a dynamic price DRP is proposed and analyzed based on Stackelberg games and with the goal to reduce the demand peaks. These game-theoretical frameworks developed in the literature rely on models of the consumers' decisions in response to price signals.

While the aforementioned works show the existence of NE for various decentralized DRPs, they fail to derive closed-form solutions of these NE and to formally analyze the loss of efficiency resulting from the self-interested behavior of consumers compared to direct load control approaches. The authors in [28] have shown that the NE in a decentralized DRP for an infinite population of consumers and electric vehicles with identical technical characteristics and preferences is efficient. However, these assumptions are impractical and quite restrictive. Similarly, the authors in [29] study a decentralized DRP in which the central coordinator aims at setting the optimal price signals for deferrable loads solely based on renewable energy production forecasts. A game-theoretic analysis of this mechanism shows the existence of NE both for price-taker and price-anticipating consumers, and derives a bound on the Price of Anarchy (PoA). However, the aforementioned papers focus on the design of decentralized DRPs in which consumers with homogeneous preferences compete for a single and unlimited resource across multiple time steps, and do not account for competition across multiple energy resources.

In view of this state-of-the-art, a gap remains to better understand the impact of decentralized DRPs on the self-interested behavior of consumers who compete for access to multiple energy sources in an energy sharing community. This paper differentiates itself from the existing literature by addressing these limitations. The considered setting is similar to the multi-energy energy communities in [30], [31], and extends the preliminary work in [32]. More precisely, we consider self-interested consumers in an energy community, participating in (i) a decentralized P2P energy sharing mechanism, in which they are in competition with each other for access to the low-priced but limited production of the community-owned RESs, and (ii) a decentralized DRP, in which an energy provider

defines time-of-use tariffs to incentivize them to shift their consumption from the grid across multiple time intervals. The consumers are considered to have heterogeneous preferences with respect to their energy demand and attitude towards risk. In the absence of a centralized dispatch, consumers independently decide during which time interval to schedule their flexible loads based on the prices and availability of different energy sources. This general resource selection problem with a ternary cost structure can model a wealth of resource selection cases beyond smart grids, such as in the case of parking resources [33].

Without adequately-designed price incentives and allocation policies for the different resources, the intuitive tendency of self-interested consumers to opt for low-priced but scarce RESs would lead to high demand for RESs, congestion, and lowered social-welfare. Therefore, an adequate decentralized DRP and P2P energy sharing mechanism should aim at incentivizing consumers to efficiently utilize the available resources. Additionally, to facilitate social-acceptance and consumers engagement, ensuring the *fairness* of the P2P energy sharing mechanism in the community is also crucial in practice.

Given the described research gaps, the contributions of this paper are the following:

- Firstly, we present a novel game-theoretic formulation of a decentralized DRP and P2P energy sharing mechanism in which consumers in an energy community compete for multiple energy resources over different time intervals. We model a wide range of consumers with heterogeneous preferences, namely energy demand and risk attitudes. The defined game provides a novel application for the PA policy with multiple energy sources. We theoretically analyze it and derive closed-form expressions for its stable operational points (NE). To the best of our knowledge, this paper is the first to propose, thoroughly analyze and evaluate a game-theoretic framework for the distributed, uncoordinated competition of consumers across different energy sources and time intervals.
- Secondly, we formulate the centralized coordinated energy source allocation mechanism that minimizes the social-cost for all consumers within the community; the results serve as a benchmark for assessing the efficiency of the decentralized game-theoretic mechanism. We quantify the efficiency of the distributed, uncoordinated energy selection using the PoA metric with respect to the benchmark centralized solution.
- Third, we provide a distributed, uncoordinated, iterative algorithm for choosing consumers' decisions so that they coincide with those prescribed by a NE. By choosing actions using our proposed algorithm, consumers do not need to reveal privacy-sensitive information such as their individual loads and constraints.
- Finally, we provide thorough numerical studies and comparisons with emphasis on the PoA metric. The efficiency of the proposed decentralized sharing mechanism is compared to that of the ES allocation policy. Additional fairness properties introduced via the distributed algorithm's design are studied.

The rest of the paper is organized as follows. In Section II, we introduce the game-theoretic modeling approach. In Section III, we study the NE mixed strategies under different parameter values and the corresponding expected aggregate

demand and expected aggregate cost. In Section IV, we investigate the solution via a centralized mechanism. Section V provides a distributed, uncoordinated algorithm with which the players can choose NE mixed strategies. In Section VI, we perform numerical evaluations and comparisons. Finally, Section VII concludes the paper.

## II. DECENTRALIZED ENERGY SELECTION GAME

In this section, we study the uncoordinated decisions of  $N$  self-interested consumers in an energy sharing community, formulated as a non-cooperative decentralized Energy Selection Game (ESG).

### A. Energy Sharing Community Set Up

We consider an energy sharing community, consisting of  $N$  consumers  $i \in \mathcal{N} = \{1, \dots, N\}$  with heterogeneous preferences. Each day is split into two time intervals, namely, daytime and nighttime. And for both time intervals of the day, the consumers in this community have access to multiple energy sources in order to serve their daily flexible loads.

Firstly, we consider that the community owns RESs that can produce energy during the daytime only and that can be consumed locally. More precisely, it is assumed that during the daytime interval, the consumers in the community have access to a limited RESs production  $\mathcal{ER} > 0$  (in energy units) at a low cost  $c_{RES}$  (per unit of energy). If the total aggregate demand for RESs exceeds the available RESs production during the day, the community manager allocates the RESs production among the consumers based on the PA policy, which satisfies the well-accepted notion of *proportional fairness*. Under PA, a consumer receives a share of the RESs production proportional to their demand for it. Secondly, the consumers in the community have access to energy from the grid, priced using time-of-use tariffs. These prices are specified by an energy provider in order to (i) maximize the local consumption of RESs by the community, and (ii) incentivize the consumers to shift their flexible loads from peak hours during the daytime interval to the nighttime interval. We can express this tariff w.r.t. to the RESs cost, such that the daytime interval price is  $c_{grid,d} = \gamma c_{RES}$ , and the nighttime interval price is  $c_{grid,n} = \beta c_{RES}$ , with  $\gamma > \beta > 1$ .

### B. Non-cooperative Game Formulation

Based on the aforementioned set up, at the beginning of each day, each self-interested consumer  $i$  independently decides during which time interval, i.e., daytime or nighttime, she will schedule her daily flexible load based on her type  $\vartheta_i \in \Theta = \{1, \dots, M\}$ , consisting of her daily flexible load  $U_{\vartheta_i}$  and risk-aversion degree  $0 \leq \mu_{\vartheta_i} \leq 1$ . Once scheduled during a time interval, consumer loads cannot be interrupted or shifted to the other time interval. If a consumer schedules her flexible load during the day, she competes with other consumers to use the limited low-cost RESs and incurs a financial risk. Indeed, if too many consumers compete for RESs and their aggregate daytime demand exceeds the available RES capacity, the part of their load that cannot be covered by RESs must be bought from the grid during the same time interval at the high daytime tariff  $c_{grid,d}$ .

Therefore, we consider that a consumer  $i$  may be willing to "risk" only part of her daily flexible load, defined as

$E_{\vartheta_i} = \mu_{\vartheta_i} U_{\vartheta_i}$ , when competing for the RESs. The parameter  $\mu_{\vartheta_i}$  stands for the risk aversion degree of consumer  $i$  of type  $\vartheta_i$ . Therefore, if a consumer decides to compete for RESs, she schedules a share of her daily flexible (deferrable) load equal to  $E_{\vartheta_i}$  during the day, and the remainder of her daily flexible load  $(1 - \mu_{\vartheta_i}) U_{\vartheta_i}$  is transferred to the next day that the game is played again. Note that whether or not the remaining flexible load,  $(1 - \mu_{\vartheta_i}) U_{\vartheta_i}$ , will be scheduled the next day depends on the outcome of the game the corresponding day. If this consumer decides not to compete for the RESs, her total daily flexible load  $U_{\vartheta_i}$  is scheduled during the night. With these explanations,  $\mu_{\vartheta_i} = 1$  represents a risk-seeking consumer, and  $0 \leq \mu_{\vartheta_i} < 1$  a risk-conservative consumer. Note that these individual preferences may vary from day to day. This behavior represents consumers with a broad range of flexible loads, including shiftable appliances, such as washing machines that do not need to run every day, as well as EVs, water heaters, and batteries that do not need to be fully charged at the end of a given day. For instance EV owners would compute their minimum (inflexible) daily energy load, representing the energy needed to cover their transportation needs for the day, as well as their flexible energy load, representing the additional energy needed to fully charge their EV. Then, if they decide to compete for RESs, they may be willing to engage only part of their daily flexible load to mitigate the risk of paying for the high-priced peak-load production. At the beginning of the following day that they play this game, they would update their daily inflexible and flexible loads and their risk attitude based on their new state-of-charge and transportation needs.

In the following, we provide the mathematical definition of this uncoordinated *Energy Selection Game (ESG)* for one single day.

**Definition 1.** An Energy Selection Game (ESG) is a tuple  $\Gamma = (\mathcal{N}, \mathcal{ER}, \{A_i\}_{i \in \mathcal{N}}, \{\vartheta_i\}_{i \in \mathcal{N}}, \mathbf{r}, \{v_{A_i, \vartheta_i}\}_{i \in \mathcal{N}})$ , where:

- $\mathcal{N} = \{1, \dots, N\}$ , is the set of energy consumers.
- $\mathcal{ER} > 0$  is the limited RES capacity in energy units.
- $A_i$  is the action of player  $i$  taking values in the set of potential pure strategies  $\mathcal{A} = \{RES, grid\}$ .  $A$  consists of the choices to schedule the consumer's daily flexible load during the day to compete for RESs (RES) or schedule it during the night (grid).
- $\vartheta_i \in \Theta = \{1, \dots, M\}$  ( $M \leq N$ ) is the type of consumer  $i \in \mathcal{N}$ , consisting of the daily flexible load  $U_{\vartheta_i}$  and risk-aversion degree  $\mu_{\vartheta_i} \leq 1$ . The risk-aversion degree represents the aversion of consumers to risk their entire daily flexible load during the day if playing RES.
- $\mathbf{r} = [r_1, \dots, r_M]^T$  is a distribution of the consumers types, with  $0 \leq r_\ell \leq 1$  being the probability that a consumer is of type  $\ell \in \Theta$ .
- $v_{A_i, \vartheta_i}(\cdot) : \mathbb{R}^M \rightarrow \mathbb{R}$  is the cost function of player  $i$  of type  $\vartheta_i$  and with action  $A_i$ .

In this paper, we study the ESG equilibria under *mixed strategies*. A *mixed strategy* can be represented by a probability distribution  $\mathbf{p}_{\vartheta_i} = [p_{RES, \vartheta_i}, p_{grid, \vartheta_i}]^T$ , with  $p_{RES, \vartheta_i}$  determining the probability that a consumer  $i$  competes for RESs, and  $p_{grid, \vartheta_i}$  the probability that she does not compete for RESs. This mixed strategy can intuitively be interpreted



as the consumer "splitting" her daily flexible load between the day and the night, such that she schedules on average a load equal to  $p_{RES, \vartheta_i} \cdot E_{\vartheta_i}$  during the day, and a load equal to  $p_{grid, \vartheta_i} \cdot U_{\vartheta_i}$  during the night. We denote with  $\mathbf{p} = [\mathbf{p}_1^\top; \dots; \mathbf{p}_M^\top]$  the vector of mixed strategies for all consumer types, i.e., a consumer  $i$  of type  $\vartheta_i$  with a mixed strategy  $\mathbf{p}_{\vartheta_i}$  plays the game by randomly selecting an action  $a \in \mathcal{A} = \{RES, grid\}$ , with probability  $p_{a, \vartheta_i}$ <sup>1</sup>.

When choosing an optimal mixed strategy, each consumer  $i$  has information on (i) the price parameters ( $c_{RES}, \beta, \gamma$ ), (ii) the available RES production ( $\mathcal{ER}$ ), (iii) their own type  $\vartheta_i \in \Theta$  (i.e.,  $\mu_{\vartheta_i}$  and  $U_{\vartheta_i}$ ), and (iv) the probability distribution of the other consumers' types, and therefore the maximum expected aggregate demand for RESs during the day (i.e., if all consumers compete for RESs with  $p_{RES, \ell} = 1, \forall \ell \in \Theta$ ) that is equal to  $D^{Total} = N \sum_{\ell \in \Theta} r_\ell \mu_\ell U_\ell$ .

For notational simplicity, in the remainder of the paper, we introduce  $\varepsilon_{\vartheta_i} = \frac{1}{\mu_{\vartheta_i}}$ , such that the daily flexible load of consumer  $i$  of type  $\vartheta_i$  is  $U_{\vartheta_i} = \varepsilon_{\vartheta_i} \cdot E_{\vartheta_i}$ . Thus,  $\varepsilon_{\vartheta_i} = 1$  represents a risk-seeking consumer  $i$ , and  $\varepsilon_{\vartheta_i} > 1$  a risk-conservative consumer. Finally, we assume without loss of generality that  $E_1 \leq E_2 \leq \dots \leq E_M$ .

### C. Individual Cost Functions

Based on the above game definition, the expected aggregate demand for RESs during the day can be expressed as

$$D(\mathbf{p}) = N \sum_{\ell \in \Theta} r_\ell p_{RES, \ell} E_\ell. \quad (1)$$

Under the chosen PA policy, if this expected aggregate demand exceeds the available RES production  $\mathcal{ER}$ , a consumer  $i$  of type  $\vartheta_i \in \Theta$  who plays the pure strategy *RES* (i.e.,  $p_{RES, \vartheta_i} = 1$ ) receives a share  $rse_{\vartheta_i}^{PA}(\mathbf{p})$  of the RESs production proportional to their daytime energy demand  $E_{\vartheta_i}$ :

$$rse_{\vartheta_i}^{PA}(\mathbf{p}) = \frac{E_{\vartheta_i}}{\max(\mathcal{ER}, D(\mathbf{p}))} \mathcal{ER}. \quad (2)$$

Note that (2) depends on the strategies of all consumers  $\mathbf{p}$ . As a result, the cost function  $v_{RES, \vartheta_i}(\cdot)$  for this consumer<sup>2</sup> can be expressed as

$$v_{RES, \vartheta_i}(\mathbf{p}) = rse_{\vartheta_i}^{PA}(\mathbf{p}) \cdot c_{RES} + (E_{\vartheta_i} - rse_{\vartheta_i}^{PA}(\mathbf{p})) \cdot c_{grid, d}. \quad (3)$$

The cost  $v_{grid, \vartheta_i}(\cdot)$  for a consumer  $i$  of type  $\vartheta_i$  that plays the pure strategy *grid* (i.e.,  $p_{grid, \vartheta_i} = 1$ ) is

$$v_{grid, \vartheta_i} = \varepsilon_{\vartheta_i} \cdot E_{\vartheta_i} \cdot c_{grid, n}, \quad (4)$$

and solely depends on that consumer's strategy.

## III. THEORETICAL GAME ANALYSIS

Here, we study the conditions on the parameter values for the existence of dominant strategies and mixed-strategy NE under PA, and provide closed form formulations of these equilibrium states, i.e., ranges on the values of the vector of mixed strategies  $\mathbf{p}^{NE}$  at NE. The proofs of the theoretical results presented below are available in Appendix A.

<sup>1</sup>Note that a *pure strategy* is a special case of a mixed strategy where one action has a probability equal to 1 (and the remaining have 0).

<sup>2</sup>Note that the remaining share of the daily flexible load  $(\varepsilon_{\vartheta_i} - 1)E_{\vartheta_i}$  is transferred to the next day and does not incur any cost.

First, we recall that, for a mixed-strategy NE to exist, the expected costs of each consumer for all pure strategies in the support of the mixed-strategy NE must be equal. Using the expressions of the costs in (3) and (4), we obtain that the amount of RESs allocated to the consumer type  $\ell \in \Theta$  at a NE should satisfy:

$$rse_\ell^{NE}(\mathbf{p}^{NE}) = \frac{\gamma - \varepsilon_\ell \beta}{\gamma - 1} E_\ell, \quad \forall \ell \in \Theta. \quad (5)$$

Thus, in the ESG with the PA policy, a mixed-strategy NE exists under the condition:

$$rse_\ell^{PA}(\mathbf{p}^{NE}) = rse_\ell^{NE}(\mathbf{p}^{NE}), \quad \forall \ell \in \Theta. \quad (6)$$

Therefore, for all cases, any existing mixed-strategy NE competing probabilities,  $\mathbf{p}^{NE}$ , are obtained so as to satisfy condition (6). In the following, we distinguish cases with respect to the RES capacity, as well as the consumer preferences, i.e. the risk aversion degree and the daytime energy demand.

**A. Case 1: RES capacity  $\mathcal{ER}$  exceeds the maximum total demand for RES  $D^{Total}$  ( $\mathcal{ER} \geq D^{Total}$ ).**

As the consumers have knowledge of  $\mathcal{ER}$  and  $D^{Total}$ , it is straightforward to show that the dominant-strategy for all consumers is to select the strategy *RES*. As a result, the competing probabilities that lead to equilibrium states are equal to 1 for all consumer types, and the aggregate daytime energy demand for RES is equal to  $D^{Total}$ .

**B. Case 2: RES capacity  $\mathcal{ER}$  is less than the maximum total demand for RES  $D^{Total}$  ( $\mathcal{ER} \leq D^{Total}$ ).**

In this case, the strategies of the consumers depend on their respective risk aversion degrees and the energy prices. We define two distinct subsets of consumer types:  $\Sigma_1 = \{\ell \in \Theta : \varepsilon_\ell \geq \gamma/\beta\} \subset \Theta$ , and  $\Sigma_2 = \{\ell \in \Theta : 1 \leq \varepsilon_\ell < \gamma/\beta\} \subset \Theta$ .

Firstly, the dominant strategy for all consumers whose type is in the set  $\Sigma_1$  is to play *RES*. Therefore, the competing probabilities that lead to equilibrium states are equal to 1, and their aggregate daytime demand is  $D_{\Sigma_1}^{Total} = N \sum_{\ell \in \Sigma_1} r_\ell E_\ell$ .

Secondly, the strategies of the consumers whose type is in the set  $\Sigma_2$  depends on the daytime energy demand levels. Therefore, we define two distinct subsets of consumer types in  $\Sigma_2$ :  $\Sigma_{2,1} = \{\ell \in \Sigma_2 : E_\ell > \mathcal{ER} \frac{(\gamma-1)}{(\gamma-\varepsilon_\ell \beta)}\}$  and  $\Sigma_{2,2} = \{\ell \in \Sigma_2 : E_\ell \leq \mathcal{ER} \frac{(\gamma-1)}{(\gamma-\varepsilon_\ell \beta)}\}$ .

For consumers whose types are in the set  $\Sigma_{2,1}$ , the dominant strategy is to play *grid*, and both their competing probabilities and aggregate daytime demand are equal to 0.

For consumers whose types are in the set  $\Sigma_{2,2}$ , a mixed-strategy NE with the PA policy exists if and only if the following condition holds:

$$\mathcal{ER} \frac{(\gamma-1)}{(\gamma-\varepsilon_\ell \beta)} - E_\ell = \mathcal{ER} \frac{(\gamma-1)}{(\gamma-\varepsilon_{\tilde{\ell}} \beta)} - E_{\tilde{\ell}}, \quad \forall \ell, \tilde{\ell} \in \Sigma_{2,2}. \quad (7)$$

Now, assuming that all consumers of the same type play the same mixed strategy, the competing probabilities of the consumers of type  $\ell \in \Sigma_{2,2}$  that lead to NE states lie in the range  $p_\ell^{min} \leq p_{RES, \ell}^{NE} \leq p_\ell^{max}$ , where:

$$p_\ell^{max} = \min \left\{ 1, \frac{\mathcal{ER} \frac{(\gamma-1)}{(\gamma-\varepsilon_\ell \beta)} - D_{\Sigma_1}^{Total}}{N r_\ell E_\ell} \right\}, \quad (8)$$

$$p_\ell^{min} = \max \left\{ 0, \frac{\frac{\mathcal{ER}(\gamma-1)}{(\gamma-\varepsilon_\ell\beta)} - D_{\Sigma_1}^{Total} - N \sum_{\tilde{\ell} \in \Sigma_{2,2} \setminus \{\ell\}} r_{\tilde{\ell}} E_{\tilde{\ell}}}{N r_\ell E_\ell} \right\}. \quad (9)$$

The aggregate daytime demand of consumers whose type is in  $\Sigma_{2,2}$  can be expressed as

$$D_{\Sigma_{2,2}}(\mathbf{p}^{NE}) = \min \left\{ D_{\Sigma_{2,2}}^{Total}, \max \left\{ \frac{N \left( \frac{\mathcal{ER}(\gamma-1)}{(\gamma-\varepsilon_\ell\beta)} - E_\ell - D_{\Sigma_1}^{Total} \right)}{(N-1)}, 0 \right\} \right\}, \quad (10)$$

where  $D_{\Sigma_{2,2}}^{Total} = N \sum_{\tilde{\ell} \in \Sigma_{2,2}} r_{\tilde{\ell}} E_{\tilde{\ell}}$  is the maximum demand for RESs of the consumers whose types are in  $\Sigma_{2,2}$ .

**Remark 1.** Note that condition (7) can hold, and therefore a NE can exist, only if for any pair  $\ell, \tilde{\ell} \in \Sigma_{2,2}$  such that  $\ell \leq \tilde{\ell}$ , it holds that  $\varepsilon_\ell \leq \varepsilon_{\tilde{\ell}}$ . Since by assumption,  $E_\ell \leq E_{\tilde{\ell}}$ , this means that consumers with lower daytime energy demand levels should be more risk-seeking than those with higher ones.

**Remark 2.** In particular, if all consumers whose type is in  $\Sigma_{2,2}$  are risk-seeking (i.e.,  $\varepsilon_\ell = 1, \forall \ell \in \Sigma_{2,2}$ ), a NE can exist only if  $E_\ell = E_{\tilde{\ell}}, \forall \ell, \tilde{\ell} \in \Sigma_{2,2}$ .

Finally, the social cost is given by:

$$C(\mathbf{p}^{NE}) = \min\{\mathcal{ER}, D(\mathbf{p}^{NE})\} c_{RES} + \max\{0, D(\mathbf{p}^{NE}) - \mathcal{ER}\} c_{grid,d} + N \left[ \sum_{\ell \in \Theta} r_\ell p_{grid,\ell}^{NE} \varepsilon_\ell E_\ell \right] c_{grid,n}. \quad (11)$$

#### IV. CENTRALIZED ENERGY ALLOCATION MECHANISM UNDER THE PA POLICY

In this section, we study the case in which the energy community manager centrally schedules the different energy resources among the  $N$  consumers in the energy sharing community so as to minimize the social cost of the overall community under the PA policy. This centralized Energy Allocation Mechanism (EAM) is used as an ideal benchmark against which to evaluate the efficiency of the proposed decentralized ESG.

##### A. Optimization Problem Formulation

In practice, in the centralized EAM, all consumers  $i$  of type  $\vartheta_i$  communicate their daily flexible load  $U_{\vartheta_i}$  and risk-aversion degree  $\mu_{\vartheta_i}$  (such that their maximum daytime energy demand is  $E_{\vartheta_i} = \mu_{\vartheta_i} U_{\vartheta_i}$ ) to the energy community manager. The community manager optimally schedules the loads of the consumers during each time interval (i.e., daytime or nighttime) by selecting the optimal vector of mixed-strategies  $\mathbf{p}^{OPT} = [\mathbf{p}_1^{OPT^\top}; \dots; \mathbf{p}_M^{OPT^\top}]$  that minimizes the social cost  $C(\mathbf{p}^{OPT})$  of the overall community. For each consumer  $i$  of type  $\vartheta_i$ , the vector  $\mathbf{p}_{\vartheta_i}^{OPT} = [p_{RES,\vartheta_i}^{OPT}, p_{grid,\vartheta_i}^{OPT}]$  is defined similarly to  $\mathbf{p}_{\vartheta_i}^{NE}$ , such that the consumer's expected daytime demand is equal to  $p_{RES,\vartheta_i}^{OPT} E_{\vartheta_i}$ , and her expected nighttime demand is equal to  $p_{grid,\vartheta_i}^{OPT} U_{\vartheta_i}$ . As a result, this centralized EAM is modeled as an optimization problem, defined as:

$$\min_{\mathbf{p}^{OPT}} C(\mathbf{p}^{OPT}) = \left( \frac{D(\mathbf{p}^{OPT})}{\max\{\mathcal{ER}, D(\mathbf{p}^{OPT})\}} \mathcal{ER} \right) c_{RES} + \left( D(\mathbf{p}^{OPT}) - \frac{D(\mathbf{p}^{OPT})}{\max\{\mathcal{ER}, D(\mathbf{p}^{OPT})\}} \mathcal{ER} \right) c_{grid,d} + N \sum_{\ell \in \Theta} r_\ell p_{grid,\ell}^{OPT} \varepsilon_\ell E_\ell c_{grid,n} \quad (12a)$$

$$\text{s.t.} \quad 0 \leq p_{RES,\ell}^{OPT}, p_{grid,\ell}^{OPT} \leq 1, \forall \ell \in \Theta \quad (12b)$$

$$p_{RES,\ell}^{OPT} + p_{grid,\ell}^{OPT} = 1, \forall \ell \in \Theta, \quad (12c)$$

which minimizes the social cost of the community under the PA policy (12a) subject to constraints (12b)-(12c) defining the mixed-strategy probabilities, where the total RES demand  $D(\mathbf{p}^{OPT})$  is defined in (1).

Although this optimization problem is nonconvex, due to its objective function, it can be linearized depending on the values of RES capacity and the preferences of the consumers, specifically their daytime demand. In the following, we provide insights and analytical formulations of the optimal solutions  $\mathbf{p}^{OPT}$  and objective cost  $C(\mathbf{p}^{OPT})$  in different cases.

##### B. Optimal Centralized Solutions

**1) Case 1. RES capacity exceeds the maximum daytime energy demand:** In this trivial case, the social cost reduces to:

$$C(\mathbf{p}^{OPT}) = N \sum_{\ell \in \Theta} r_\ell p_{RES,\ell}^{OPT} E_\ell c_{RES} + N \sum_{\ell \in \Theta} r_\ell \left( 1 - p_{RES,\ell}^{OPT} \right) \varepsilon_\ell E_\ell \beta c_{RES}, \quad (13)$$

and the optimal solutions to the centralized EAM is to schedule all consumers during the day:  $p_{RES,\ell}^{OPT} = 1, \forall \ell \in \Theta$ .

**2) Case 2. Maximum daytime energy demand exceeds the RES capacity:** In this case, it is optimal for the centralized EAM to schedule loads during the day so that the total RES capacity is fully utilized, i.e., the total energy demand for RES is greater than or equal to the RES capacity:

$$N \sum_{\ell \in \Theta} r_\ell E_\ell p_{RES,\ell}^{OPT} \geq \mathcal{ER}. \quad (14)$$

Therefore, the social cost reduces to:

$$C(\mathbf{p}^{OPT}) = \mathcal{ER} \cdot c_{RES} + \left[ N \sum_{\ell \in \Theta} r_\ell p_{RES,\ell}^{OPT} E_\ell - \mathcal{ER} \right] \gamma c_{RES} + N \left[ \sum_{\ell \in \Theta} r_\ell \left( 1 - p_{RES,\ell}^{OPT} \right) \varepsilon_\ell E_\ell \right] \beta c_{RES}, \quad (15)$$

and the centralized EAM optimization problem (12) is equivalent to minimizing  $N \sum_{\ell \in \Theta} [r_\ell E_\ell (\gamma - \varepsilon_\ell \beta) p_{RES,\ell}^{OPT}] c_{RES}$ , subject to constraints (12b)-(12c) and (14). This linear optimization problem can be solved using a software optimization tool but we can also derive closed-form expressions of its solutions, as detailed below.

We consider the complementary subsets of consumer types, depending on their risk aversion degrees,  $\Sigma_1, \Sigma_2$ , similar to Case 2 of the ESG. For all consumers whose type  $\ell \in \Sigma_1$ , it is optimal for the EAM to dispatch them during the day, such that  $p_{RES,\ell}^{OPT} = 1$ . Therefore, the optimal schedule for the

remaining consumers whose type  $\ell \in \Sigma_2$  can be found by solving the following linear optimization problem:

$$\min_{\mathbf{p}^{OPT}} N \sum_{\ell \in \Sigma_2} [r_\ell E_\ell (\gamma - \varepsilon_\ell \beta) p_{RES,\ell}^{OPT}] c_{RES} \quad (16a)$$

$$\text{s.t.} \quad (12b) - (12c) \quad (16b)$$

$$N \sum_{\ell \in \Sigma_2} r_\ell E_\ell p_{RES,\ell}^{OPT} \geq \left( \mathcal{ER} - N \sum_{\ell \in \Sigma_1} r_\ell E_\ell \right). \quad (16c)$$

By solving the dual of this optimization problem (see Appendix B), we observe that the consumer types are fully dispatched during the day in the order of the smallest risk aversion degree (or largest  $\varepsilon_\ell$ ), until constraint (16c) is satisfied. Therefore, the optimal competing probabilities for the consumers whose type  $\ell^k \in \Sigma_2 = \{\ell^1, \ell^2, \dots, \ell^K\}$  can be expressed as:

$$p_{RES,\ell^k}^{OPT*} = \max \left\{ 0, \min \left\{ 1, \frac{(\mathcal{ER} - N \sum_{\ell \in \Sigma_1} r_\ell E_\ell - N \sum_{i=1}^{k-1} r_{\ell^i} E_{\ell^i} p_{RES,\ell^i}^{OPT})}{N r_{\ell^k} E_{\ell^k}} \right\} \right\} \quad (17)$$

where the consumer types  $\ell^k \in \Sigma_2$  are ranked, such that  $\varepsilon_{\ell^1} = \max\{\varepsilon_\ell, \forall \ell \in \Sigma_2\}$ , and  $\varepsilon_{\ell^k} = \max\{\varepsilon_\ell, \forall \ell \in \Sigma_2 \setminus \{\ell^1, \dots, \ell_{k-1}\}\}$  for all  $k \in \{1, \dots, K\}$ .

If  $N \sum_{\ell \in \Sigma_1} r_\ell E_\ell \geq \mathcal{ER}$ , i.e., the daytime consumption of the consumers whose type  $\ell \in \Sigma_1$  fully utilizes the RES capacity, then the solution to this optimization problem is trivial, and for all consumers whose type  $\ell \in \Sigma_2$ ,  $p_{RES,\ell}^{OPT} = 0$ .

### C. Efficiency Loss

The (in)efficiency of equilibrium strategies in the decentralized, uncoordinated mechanism is quantified by the Price of Anarchy (PoA) [34]. The PoA is expressed as the ratio of the worst case social cost among all mixed strategy NE, denoted as  $C_w^{NE}$ , over the optimal minimum social cost of the centralized mechanism, denoted as  $C(\mathbf{p}^{OPT*})$ , such that:

$$PoA = \frac{C_w^{NE}}{C(\mathbf{p}^{OPT*})}. \quad (18)$$

First observe that  $C(\mathbf{p}^{OPT*})$  is uniquely determined for each particular case. Now, in order to obtain  $C_w^{NE}$  when there exist multiple possible NE, we can maximize the social cost  $C(\mathbf{p}^{NE})$  with respect to  $\mathbf{p}^{NE}$ .

### V. DISTRIBUTED ALGORITHM TO OBTAIN NE

In this section, we design a distributed, uncoordinated algorithm that leads to mixed-strategies NE for the ESG when there does not exist a dominant-strategy for each consumer, i.e., for the consumers in the set  $\Sigma_{2,2}$  of Case 2. Note that based on the information they have (Section II-B), the consumers can know whether they have a dominant strategy and in such a case they can directly compute it. The proposed distributed iterative algorithm, Algorithm 1, is based on a best response scheme and requires minimum information exchange among the consumers. In particular, there is no central coordinator or direct communication channels between consumer pairs since the information that is required to be exchanged among

consumers is just broadcasted from the consumer that has performed the most recent computation to the remaining ones.

The outer loop represents the algorithm's steps, and the inner loop iterates over all consumers who are randomly ordered in a list  $\Sigma$  and at each iteration, they update their strategies. All consumers with a certain type share the same strategy in each algorithm's step. Hence, if consumer  $i$ 's type has already been assigned a probability by another consumer of the same type in a previous iteration of the inner loop, consumer  $i$  just retrieves this probability value (line 12), otherwise it computes the best response of its type to the types that have already played (lines 15-19). Although, the inner loop practically computes consumer type strategies, it iterates over all consumers and not over all consumer types so as to allow for distributed operation; otherwise a central entity is needed to compute the consumer type strategies.

As we further aim to limit information exchange, the chosen strategies are not communicated. Instead the consumers update and broadcast three common variables, which encode this information:

- 1) the variable  $X_\Sigma$  that is equal to the total current average energy demand for  $RES$ ;
- 2) the vector  $EQT$  that indicates which consumer types have played in the passed iterations of an algorithm's step ( $EQT(\ell) = 1$  if type  $\ell \in \Theta$  has played), and is re-initialized to  $\mathbf{0}_M$  at the beginning of each outer loop;
- 3) the vector  $EQP$  that contains the current mixed strategies values for all consumer types and is updated each time a consumer type updates its strategy (line 19).

Based on the values of these common variables, each consumer type  $\ell \in \Theta$ , in its turn, updates its strategy by minimizing its expected cost of energy (line 16), given by:

$$\begin{aligned} cost(p_{RES,\ell}) = & p_{RES,\ell} [rse_\ell^{PA}(\mathbf{p}) \cdot c_{RES} + (E_\ell - rse_\ell^{PA}(\mathbf{p})) \cdot \gamma \cdot c_{RES}] \\ & + (1 - p_{RES,\ell}) \cdot U_\ell \cdot \beta \cdot c_{RES}. \end{aligned} \quad (19)$$

A limitation of the best response scheme is that the first consumer that plays at an algorithm's step can freely choose her RES amount. In order to mitigate this effect, we introduce a *capping system* at the inner loop, which multiplies the best response with a parameter  $cap \in [0, 1]^3$  (line 17), such that the adjusted response is

$$f_{cap}(p_{RES,\ell}) = cap \cdot p_{RES,\ell}. \quad (20)$$

As a result, even after the completion of a step, it is possible that the total available RES capacity has not been allocated. In this case, additional outer steps are needed in order to reach an equilibrium state. In practice, the algorithm continues until one of the two following conditions hold: (i) a NE is reached, which means that the players do not wish to change their actions unilaterally with respect to the previous step (line 23), or (ii) a maximum number of steps ( $N_{step}$ ) is reached.

Privacy concerns can be handled by encrypting the values of  $EQT$  and  $EQP$  at each iteration and appropriately authen-

<sup>3</sup> $cap$  can be constant through the algorithm or drawn from a uniform distribution. This will be discussed in the numerical evaluations.

**Algorithm 1:** Distributed algorithm for NE.

---

```

1 Input  $N_{step}$ : number of algorithm's steps
2 Output  $EQP$ : Vector of NE mixed strategies for each
   consumer type;
3 Initialization:
4  $(p_{RES,\ell}, p_{grid,\ell}) \leftarrow (0, 1), \forall \ell \in \Theta$ ;
5  $X_\Sigma \leftarrow N \sum_{\ell \in \Sigma_1} r_\ell E_\ell, \Sigma \leftarrow \Sigma_{2,2}$ ;
6  $EQP \leftarrow$  vector of size  $M$  with zero entries for  $\ell \in \Sigma$ 
   and unary entries for  $\ell \in \Sigma_1$ ;
7 for  $step \leftarrow 1$  to  $N_{step}$  do
8    $EQT \leftarrow \mathbf{0}_M$ ;
9    $EQP_{old} \leftarrow EQP$ ;
10  for each consumer  $i \in \Sigma$  do
11    if  $EQT(\vartheta_i) = 1$  then
12      Consumer  $i$  retrieves  $p_{RES,\vartheta_i}$  from
         $EQP(\vartheta_i)$ ;
13    end
14    else
15       $rse_{\vartheta_i}^{PA}(p_{RES,\vartheta_i}) \leftarrow$ 
         $\frac{E_{\vartheta_i} \cdot \mathcal{ER}}{X_\Sigma + (N-1)r_{\vartheta_i} p_{RES,\vartheta_i} E_{\vartheta_i} + E_{\vartheta_i}}$ ;
16       $p_{RES,\vartheta_i}^* \leftarrow \arg \min_{p_{RES,\vartheta_i}} cost(p_{RES,\vartheta_i})$ , from (19);
17       $p_{RES,\vartheta_i}^{cap} \leftarrow f_{cap}(p_{RES,\vartheta_i}^*)$ , from (20);
18       $EQT(\vartheta_i) \leftarrow 1$ ;
19       $EQP(\vartheta_i) \leftarrow EQP(\vartheta_i) + p_{RES,\vartheta_i}^{cap}$ ;
20       $X_\Sigma \leftarrow X_\Sigma + (N-1) r_{\vartheta_i} p_{RES,\vartheta_i}^{cap} E_{\vartheta_i}$ 
21    end
22  end
23  if  $|EQP - EQP_{old}| \leq tol$  then
24    Exit;
25  end
26 end

```

---

titating users that will be able to decrypt only the entries of  $EQT$  and  $EQP$  that correspond to their type. However, if the first and second consumers to play are of the same type, then the second in row consumer may infer the type of the first one. To avoid this we should enforce that the second consumer type to play does not have the same energy profile as the first one. In the special case of  $N = M$ , broadcasting  $EQT$  and  $EQP$  is not needed; the computing consumer requires only the current value of  $X_\Sigma$ .

Finally, this algorithm schedules consumers' loads in daytime and nighttime intervals once, namely in the beginning of a daytime interval. However, in future work, we intend to study its repetition in a Model Predictive Control fashion over an intra-day time scale with time intervals of several hours, where at each repetition: (i) the consumers reconsider their daily energy demand profiles and exclude already served loads, (ii), the consumers reconsider their risk aversion degrees, and (iii) the forecast  $\mathcal{ER}$  of the RES is updated.

## VI. NUMERICAL EVALUATIONS

### A. Case Study Setup

We consider a smart grid with  $N = 1000$  consumers, divided into 5 distinct consumer types, with a maximum total

Type $\ell$	0	1	2	3	4
$E_\ell$ (kWh)	2	3	5	10	15
$r_\ell$	0.20	0.40	0.30	0.07	0.03

TABLE I: Game parameters for residential smart-grid.

demand for RESs  $D^{Total} = 4250$  kWh. Table I summarizes the consumer types parameters. The consumer type distribution and the daytime energy demand levels are selected to be consistent with European households [35]. Most households are moderately energy efficient (types 1 and 2), combined with many highly efficient households (type 0) and few inefficient ones (types 3 and 4). Consumers of type 0 are assumed to be risk-seeking ( $\varepsilon_0 = 1$ ) and the risk-aversion degrees of all other types are determined by (7), but are close to 1. We set the RES price as  $c_{RES} = 1$  €/kWh.

The proposed DRP with the PA policy is compared to a DRP with the ES policy for reference. Under ES, a so-called *fair share* of RESs capacity is computed as

$$sh(\mathbf{p}^{NE}) = \frac{\mathcal{ER}}{N \sum_{\ell \in \Theta} r_\ell p_{RES,\ell}^{NE}}. \quad (21)$$

Under ES, consumers of type  $\ell \in \Theta$  that play *RES* and have a daytime demand  $E_\ell \leq sh(\mathbf{p}^{NE})$  are allocated their full daytime demand  $E_\ell$ , as well as an extra energy equal to  $sh(\mathbf{p}^{NE}) - E_\ell$  that will remain unused. On the contrary, the consumers of type  $\ell \in \Theta$  that play *RES* and have a daytime demand  $E_\ell > sh(\mathbf{p}^{NE})$  will be allocated the fair share and their remaining daytime energy demand  $E_\ell - sh(\mathbf{p}^{NE})$  will be served by the highly priced peak-load generation. Therefore, the share of RESs received by a consumer  $i$  of type  $\vartheta_i \in \Theta$  that plays *RES* is  $rse_{\vartheta_i}^{ES}(\mathbf{p}^{NE}) = \min(E_{\vartheta_i}, sh(\mathbf{p}^{NE}))$ . Note that this allocation policy may result in large inefficiencies due to unused RES capacity, even when the total aggregate demand for RESs  $D(\mathbf{p}^{NE})$  is higher than  $\mathcal{ER}$ . Therefore, this allocation policy is solely used as a base-case comparison to the PA allocation. The definitions and/or analysis of the ESSG and the centralized EAM under the ES policy are provided in Appendix C.

Finally, the convergence properties of the proposed decentralized algorithm under PA are studied for three capping systems, namely, (i) equal cap:  $cap$  stays constant and equal to 0.1; (ii) random cap:  $cap$  is sampled from the uniform distribution  $cap \sim U(0, 1)$  (evaluated over multiple trials with varying values of  $cap$ ); and (iii) no cap: equivalent to  $cap = 1$ .

### B. Numerical Results

1) *Social Cost and PoA under Varying Parameters:* The first set of numerical evaluations studies the proposed DRP under various values of the price parameters  $\beta = \{2, 2.5\}$  and  $\gamma = 3$ , and varying available RES capacities  $\mathcal{ER}$ , ranging from 5% to 125% of  $D^{Total}$ .

As illustrated in Fig. 1(a), the optimal social cost (given by Eq. (15)) given by the centralized mechanism, denoted by OPT, decreases linearly with  $\mathcal{ER}$ . Indeed, since all risk-aversion degrees are equal or close to 1, the cost function can be approximated as  $\mathcal{ER}(1 - \gamma)c_{RES} + N \sum_{\ell \in \Sigma_2} [r_\ell E_\ell (\gamma - \beta) p_{RES,\ell}^{OPT}] c_{RES} + D^{Total} \beta c_{RES} \approx \mathcal{ER}(1 - \beta)c_{RES} + D^{Total} \beta c_{RES}$ , which is constant with respect to the competing probabilities and linearly decreasing with  $\mathcal{ER}$ . Note



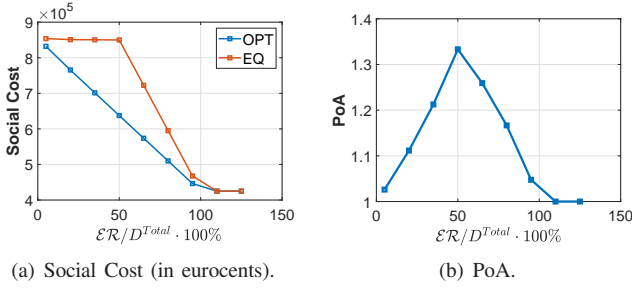


Fig. 1: Social cost and PoA under PA rule for residential grid with  $\beta = 2$ .

that since  $\gamma = 3$ ,  $\beta = 2$  and all risk aversion degrees are close to 1, all consumers belong in the set  $\Sigma_2$ . Furthermore, we have observed that the minimization by the centralized mechanism results in "big players" competing for RESs at the expense of smaller ones. It is indeed observed that consumers with lower daytime energy demand compete for RES with non-zero probability only if there is remaining RES capacity when all consumers with higher daytime energy demand compete for RES with probability 1. This is aligned with the theoretical solution of the centralized mechanism in Section IV-B, since given that consumers are ranked with increasing daytime demand, according to Remark 2, the larger the player is the lower her risk aversion degree should be. Thus, larger players are prioritized in getting the highest probabilities values for competing for RES also according to the theoretical analysis.

On the other hand, as seen in Fig. 1(a), for the decentralized DRP under the PA rule, the social cost at NE (denoted as EQ) decreases linearly with  $\mathcal{ER}$  only for  $\mathcal{ER} \in [0.5D^{Total}, D^{Total}]$ . The social cost is almost constant with the initial increase in RES capacity due to the fact that consumers tend to over-compete for RES, even for lower values of RES capacity, as it is observed in the obtained values of the competing probabilities. However, for  $\mathcal{ER} \in [0.5D^{Total}, D^{Total}]$ , the social cost starts decreasing when  $\mathcal{ER}$  increases, because there exists less excess demand for RES and thus the amount of required highly priced daytime non-RES energy is reduced.

As illustrated in Fig. 1(b), the PoA values are rather small for all values of  $\mathcal{ER}$ . The PoA peaks for  $\mathcal{ER} \approx 0.5 \cdot D^{Total}$ , which is the point at which the social cost for the uncoordinated mechanism begins decreasing. This graph can provide valuable insights into how much RES capacity should be installed to increase the efficiency of the outcomes of the decentralized DRP. We can identify two zones of high efficiency, namely for low and high RES capacity. In the first zone, this is due to the small gains in cost offered by low RES capacity. In the second, the NE solution has almost converged to the optimal solution and thus social costs are optimal.

In addition, the value of  $\mathcal{ER}$  at which the PoA reaches its peak (most inefficient outcome) depends on the system model parameters and most importantly on the price parameters  $\beta$  and  $\gamma$ . In particular, from Fig. 2(a) we observe that both the centralized and the uncoordinated social costs are higher for a value of the parameter  $\beta = 2.5$ , compared to  $\beta = 2$  (Fig. 1(b)), because it results in higher night-time costs. Moreover, for  $\beta = 2.5$ , the uncoordinated social cost curve starts

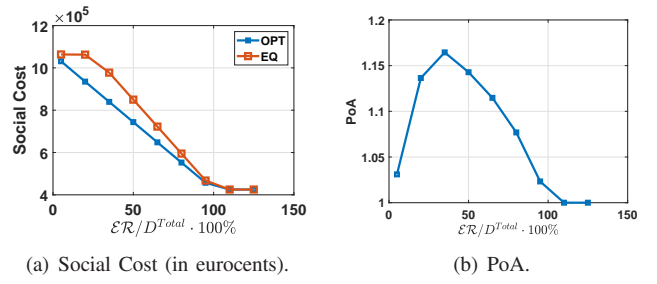


Fig. 2: Social cost and PoA under PA rule for residential grid with  $\beta = 2.5$ .

decreasing at lower values of available RES capacity, namely at  $\mathcal{ER} = 20\% \cdot D^{Total}$ . However, as seen in Fig. 2(b), the PoA attains significantly lower values for higher  $\beta$  and peaks at around 1.16. Therefore, when the night time cost increases, the uncoordinated DRP behaves closer to the optimal solution. More results on how the price changes (via the parameters  $\gamma$  and  $\beta$ ) affect the NE can be found in [32].

Finally, in Fig. 4, the PoA is compared for different values of risk aversion of the energy community with  $\beta = 2$ . In particular, the inverse risk aversion degree of consumers of type 0 are set to values between  $\varepsilon_0 = 1$  and  $\varepsilon_0 = 2$  (as indicated in the legend) and the risk-aversion degrees of all other consumer types are determined by (7). It turns out that all risk-aversion degrees are either equal or very close to  $\varepsilon_0$ , and, thus, the consumers in the energy community have all approximately the same risk aversion. It can be observed that as consumers become less risk seeking (i.e.,  $\varepsilon_\ell$  increases and thus  $\mu_\ell$  decreases), the PoA values decrease for all  $\mathcal{ER}/D^{Total}$  ratios exceeding 50% in this plot. Thus, our proposed distributed scheme reveals that the achieved social cost of a less risk seeking community moves closer to the optimal for all possible NE and in particular, for  $\varepsilon_\ell \geq 1.5$  (or for  $\mu_\ell \leq 0.67$ ) the PoA values are optimal (i.e., equal to 1) for all values of  $\mathcal{ER}/D^{Total}$ . As a conclusion, under conditions such as those associated with Fig. 4, less risk seeking behavior by the community can yield NE inducing a social cost arbitrarily close to the optimal (PoA be reduced to as low as 1). Notice from Fig. 4 that a deviation of the social cost of about 33% from the optimal social cost ( $PoA = 1.33$  for  $\varepsilon_\ell = 1$  and  $\mathcal{ER}/D^{Total}$  ratio of 50%) can be entirely eliminated by adopting a less risk seeking behavior ( $\varepsilon_\ell \geq 1.5$ ).

2) *Comparison to ES Policy:* As observed in Fig. 3(a), both the centralized mechanism and the uncoordinated DRP yield higher social costs under the ES than under the PA for all values of RES capacity.

This is due to i) the unused RES capacity by consumers' types whose demand for RES is lower than the fair share; and ii) the resulting increased daytime non-RES energy needed to cover the unsatisfied demand of consumers' types whose demand for RES is higher than the fair share. In addition, with ES, even for  $\mathcal{ER} = 125\% \cdot \mathcal{ER}_{max}$  and even for the centralized mechanism the competing probabilities may not be all equal to 1. The mechanism may reduce the competing probabilities of smaller players in order to increase the RES utilization. The curves for both the centralized and uncoordinated cases decrease with increasing  $\mathcal{ER}$ , but not linearly contrary to the



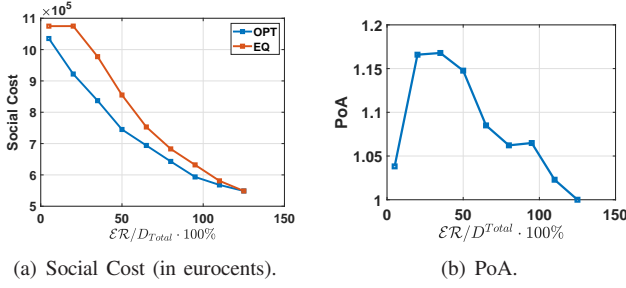


Fig. 3: Social cost and PoA under ES for residential smart grid with  $\beta = 2$ .

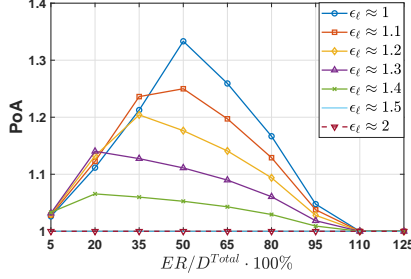


Fig. 4: PoA vs (inverse) risk aversion degree.

PA policy, due to the non-linearity of the cost functions with respect to  $\mathcal{ER}$  under the ES policy. Moreover, we observe that the uncoordinated social cost under ES follows a similar trend as under PA, namely, it is constant for small values of  $\mathcal{ER}$  and then starts to decrease. This shows that, similarly to the PA rule, consumers tend to over-compete for RES under the ES policy, especially for lower values of the RES capacity.

Additionally, as seen in Fig. 3(b), the ES policy achieves lower PoA than the PA policy for most values of the RES capacity. However, the decentralized DRP under ES achieves 100% efficiency only when the RES capacity reaches  $\mathcal{ER} = 125\% \cdot D^{Total}$ , whereas, for the PA policy, the PoA is equal to 1 for lower values of RES capacity  $\mathcal{ER} \geq 110\% \cdot D^{Total}$ . Hence, using the ES policy may be more expensive in case that 100% efficiency of the DRP is required for which it requires more RES capacity than PA. Furthermore, due to the non-linearity of the social cost function with  $\mathcal{ER}$ , the PoA curve does not decrease monotonously after the initial peak.

3) *Evaluation of Distributed Algorithm:* Here, we evaluate the performance and convergence of the distributed algorithm 1. For easier visualization, we have implemented the algorithm in a smart grid with  $N = 500$  consumers divided into two consumer types, using the following parameter values:  $E_0 = 100$  kWh,  $E_1 = 200$  kWh,  $D^{Total} = 65000$  kWh,  $r_0 = 0.7$ ,  $r_1 = 0.3$ ,  $\varepsilon_0 = 1$ ,  $\varepsilon_1 = 1.004$ ,  $c_{RES} = 100$  €/kWh,  $\beta = 2$ ,  $\gamma = 4$ , and  $\mathcal{ER} = 25\% \cdot D^{Total} = 16250$  kWh.

Tables II summarizes the evaluation results on the social cost, the demand for RESs and the PoA for the optimal centralized solution as well as for the solution of the distributed algorithm for the three capping systems.

All three capping methods lead to similar social cost and PoA values. Thus, the choice of capping method mostly influences the competing probabilities to introduce an additional fairness level for sharing the RES capacity among the consumer types, without affecting the social cost. To

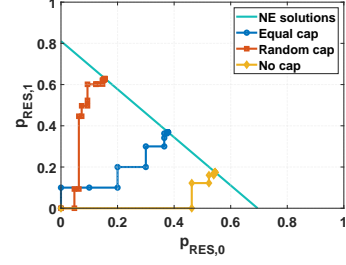


Fig. 5: Decentralized algorithmic solutions for different capping systems.

clarify, the fairness level introduced by the capping system is with respect to the mixed strategies level due to the fact that the order that consumers play has an influence; whereas the fairness of the allocation policy is with respect to the assignment of the available RES to those that finally compete for RES. Furthermore, Table II highlights that if we do not apply a capping scheme the algorithm converges the fastest<sup>4</sup> at the expense of fairness. This is because we do not restrict the rate at which the solution reaches a NE. Introducing a constant capping system slightly deteriorates convergence, but it stays within the same order of magnitude. Lastly, the random capping system provides no control over the convergence speed, and we observe a large variance in the required number of steps (outer loops) to convergence. Note that lower *cap* values increase the required number of steps for convergence. Most importantly, for all three capping systems, we observe that the number of steps until convergence is much lower than the number of players ( $N = 500$ ), which showcases the efficiency of the algorithm.

Figure 5 illustrates the solution paths given by the distributed algorithm for all three capping systems. It can be observed that all solution paths converge to a theoretically proven NE, represented by the blue line. For the constant cap (*cap* = 0.1), the solution path oscillates around the 45° line. Therefore, the achieved NE solution consists of similar competing probability values for both consumer types. Lower constant *cap* values increase fairness among consumer types, and greatly dampen any bias towards any type. If the random cap method is implemented, the solution path is naturally random. Lastly, with the no cap system, the consumer type that plays first gains a considerable advantage.

## VII. CONCLUSIONS

In this paper, we analyse the uncoordinated decisions of self-interested risk-aware consumers participating in an energy sharing community and a decentralized DRP through a non-cooperative game-theoretic framework. We prove the existence of dominant solutions and/or NE for different DRP prices and

<sup>4</sup>The tolerance is set to  $tol = 10^{-4}$ .

	Social Cost ( $10^6$ )	Demand	PoA	Number of steps
Centralized	11.37	16250	1	-
Equal cap	13.00	24321	1.14	18
Random cap	12.99	24286	1.14	17-27
No cap	13.01	24324	1.14	14

TABLE II: Social cost, demand, PoA, and number of iterations until convergence under the PA rule for centralized and distributed algorithmic solutions.

renewable energy allocation policies, as well as under various levels of consumers' risk-aversion and energy demand. For low and medium values of RESs production, consumers are shown to over-compete for RESs compared to the optimal solution giving rise to higher cost values. However, the incorporation of consumers' attitude toward risk in the model considered in this work has revealed that the PoA peaks can be reduced and even alleviated as the energy community becomes more risk conservative. Moreover, the PA policy outperforms ES in terms of social cost. Finally, choosing a fair NE among all possible ones is also studied using a distributed algorithm for choosing consumers' actions.

From a methodological point of view, a natural direction for further investigation is to account for more complex behavioral human-driven models of consumers' decision-making (e.g., [36]). Also, we could incorporate and compare various pricing schemes, which account both for competition across multiple energy sources and time steps. Finally, the authors in [37] showed that information has a major impact on the efficiency loss in decentralized DRPs. Thus, future work will analyze consumer competition in an energy community under more realistic assumptions of imperfect information.

## REFERENCES

- [1] B. Muruganatham, R. Gnanadass, and N. Padhy, "Challenges with Renewable Energy Sources and Storage in Practical Distribution Systems," *Renewable and Sustainable Energy Reviews*, vol. 73, pp. 125–134, 2017.
- [2] M. S. Alam and S. A. Arefifar, "Energy Management in Power Distribution Systems: Review, Classification, Limitations and Challenges," *IEEE Access*, vol. 7, pp. 92 979–93 001, 2019.
- [3] G. Schweiger, L. V. Eckerstorfer, I. Hafner, A. Fleischhacker, J. Radl, B. Glock, M. Wastian, M. Rößler, G. Lettner, N. Popper, and K. Corcoran, "Active Consumer Participation in Smart Energy Systems," *Energy and Buildings*, vol. 227, p. 110359, 2020.
- [4] I. Abada, A. Ehrenmann, and X. Lambin, "On the Viability of Energy Communities," *The Energy Journal*, vol. 41, no. 1, 2020.
- [5] T. Sousa, T. Soares, P. Pinson, F. Moret, T. Baroche, and E. Sorin, "Peer-to-peer and community-based markets: A comprehensive review," *Renewable and Sust. Energy Reviews*, vol. 104, pp. 367–378, 2019.
- [6] D. L. Rodrigues, X. Ye, X. Xia, and B. Zhu, "Battery Energy Storage Sizing Optimisation for Different Ownership Structures in a Peer-to-peer Energy Sharing Community," *Applied Energy*, vol. 262, p. 114498, 2020.
- [7] J. Roberts, "Power to the People? Implications of the Clean Energy Package for the Role of Community Ownership in Europe's Energy Transition," *Review of European, Comparative & International Environmental Law*, vol. 29, no. 2, pp. 232–244, 2020.
- [8] J. Lowitzsch, "Investing in a Renewable Future—Renewable Energy Communities, Consumer (Co-) Ownership and Energy Sharing in the Clean Energy Package," *Renewable Energy Law and Policy Review*, vol. 9, no. 2, pp. 14–36, 2019.
- [9] F. D. Minuto and A. Lanzini, "Energy-Sharing Mechanisms for Energy Community Members under Different Asset Ownership Schemes and User Demand Profiles," *Renewable and Sustainable Energy Reviews*, vol. 168, p. 112859, 2022.
- [10] L. Jia and L. Tong, "Renewables and Storage in Distribution Systems: Centralized vs. Decentralized Integration," *IEEE Journal on Selected Areas in Communications*, vol. 34, no. 3, pp. 665–674, March 2016.
- [11] H. P. Young and R. M. Isaac, "Equity: In Theory and Practice," *Journal of Economic Literature*, vol. 33, no. 1, pp. 210–210, 1995.
- [12] D. Bertsimas, V. F. Farias, and N. Trichakis, "The Price of Fairness," *Operations Research*, vol. 59, no. 1, pp. 17–31, 2011.
- [13] H. Boche and M. Schubert, "Nash Bargaining and Proportional Fairness for Wireless Systems," *IEEE/ACM Transactions on Networking*, vol. 17, no. 5, pp. 1453–1466, 2009.
- [14] A. Kulmala, M. Baranauskas, A. Safdarian, J. Valta, P. Järventausta, and T. Björkqvist, "Comparing Value Sharing Methods for Different Types of Energy Communities," in *ISGT Europe*, 2021, pp. 1–6.
- [15] F. Moret and P. Pinson, "Energy Collectives: A Community and Fairness Based Approach to Future Electricity Markets," *IEEE Transactions on Power Systems*, vol. 34, no. 5, pp. 3994–4004, 2018.
- [16] P. Pinson, H. Madsen *et al.*, "Benefits and Challenges of Electrical Demand Response: A Critical Review," *Renewable and Sustainable Energy Reviews*, vol. 39, pp. 686–699, 2014.
- [17] M. Hussain and Y. Gao, "A Review of Demand Response in an Efficient Smart Grid Environment," *The Electricity Journal*, vol. 31, no. 5, 2018.
- [18] R. Deng, Z. Yang, M. Chow, and J. Chen, "A Survey on Demand Response in Smart Grids: Mathematical Models and Approaches," *IEEE Trans. on Industrial Inform.*, vol. 11, no. 3, pp. 570–582, June 2015.
- [19] A. Akbari-Dibavar, A. Farahmand-Zahed, and B. Mohammadi-Ivatloo, "Concept and Glossary of Demand Response Programs," *Demand Response Application in Smart Grids: Concepts and Planning Issues-Volume 1*, Springer Nature, 2020.
- [20] S. Maharjan, Q. Zhu, Y. Zhang, S. Gjessing, and T. Basar, "Demand Response Management in the Smart Grid in a Large Population Regime," *IEEE Transactions on Smart Grid*, vol. 7, no. 1, pp. 189–199, Jan 2016.
- [21] P. Jacquot, P. Jacquot, O. Beaude, S. Gaubert, and N. Oudjane, "Analysis and Implementation of an Hourly Billing Mechanism for Demand Response Management," *IEEE Transactions on Smart Grid*, vol. 10, no. 4, pp. 4265–4278, 2019.
- [22] S. Mei, W. Wei, and F. Liu, "On Engineering Game Theory with its Application in Power Systems," *Control Theory and Technology*, vol. 15, no. 1, pp. 1–12, 2017.
- [23] S. Abapour, M. Nazari-Heris, B. Mohammadi-Ivatloo, and M. T. Hagh, "Game Theory Approaches for the Solution of Power System Problems: A Comprehensive Review," *Archives of Computational Methods in Engineering*, vol. 27, no. 1, pp. 81–103, 2020.
- [24] S. Caron and G. Kesidis, "Incentive-Based Energy Consumption Scheduling Algorithms for the Smart Grid," in *SmartGridComm*, 2010.
- [25] C. Ibarras, M. Navarro, and L. Giupponi, "Distributed Demand Management in Smart Grid with a Congestion Game," in *SmartGridComm*, 2010.
- [26] C. Joe-Wong, S. Sen, S. Ha, and M. Chiang, "Optimized Day-Ahead Pricing for Smart Grids with Device-Specific Scheduling Flexibility," *IEEE Journal on Selected Areas in Communications*, vol. 30, no. 6, pp. 1075–1085, 2012.
- [27] L. Wen, K. Zhou, W. Feng, and S. Yang, "Demand Side Management in Smart Grid: A Dynamic-Price-Based Demand Response Model," *IEEE Transactions on Engineering Management*, pp. 1–30, 2022.
- [28] Z. Ma, D. S. Callaway, and I. A. Hiskens, "Decentralized Charging Control of Large Populations of Plug-in Electric Vehicles," *IEEE Transactions on Control Systems Technology*, vol. 21, no. 1, pp. 67–78, 2011.
- [29] P. Chakraborty, E. Baeyens, and P. P. Khargonekar, "Distributed Control of Flexible Demand Using Proportional Allocation Mechanism in a Smart Grid: Game Theoretic Interaction and Price of Anarchy," *Sustainable Energy, Grids and Networks*, vol. 12, pp. 30–39, 2017.
- [30] S. Maharjan, Y. Zhang, S. Gjessing, and D. H. K. Tsang, "User-Centric Demand Response Management in the Smart Grid With Multiple Providers," *IEEE Transactions on Emerging Topics in Computing*, vol. 5, no. 4, pp. 494–505, 2017.
- [31] L. Mitridati, J. Kazempour, and P. Pinson, "Design and Game-Theoretic Analysis of Community-Based Market Mechanisms in Heat and Electricity Systems," *Omega*, vol. 99, p. 102177, 2021.
- [32] E. Stai, E. Kokolaki, L. Mitridati, P. Tatoulis, I. Stavrakakis, and G. Hug, "Game-Theoretic Energy Source Allocation Mechanism in Smart-Grids," in *ENERGYCON*, 2022, pp. 1–6.
- [33] E. Kokolaki, M. Karaliopoulos, and I. Stavrakakis, "Leveraging Information in Parking Assistance Systems," *IEEE Trans. on Vehicular Technology*, vol. 62, no. 9, pp. 4309–4317, 2013.
- [34] E. Koutsoupias and C. H. Papadimitriou, "Worst-case Equilibria," *Computer Science Review*, vol. 3, no. 2, pp. 65–69, 2009.
- [35] <https://www.odyssee-mure.eu/publications/efficiency-bysector/households/electricity-co2>, February 2021.
- [36] R. McKelvey and T. Palfrey, "Quantal Response Equilibria for Normal Form Games," *Games and Economic Behavior*, pp. 6–38, 1995.
- [37] R. Rodríguez, M. Negrete-Pincetic, D. Olivares, Á. Lorca, and N. Figueroa, "The Value of Aggregators in Local Electricity Markets: A Game Theory based Comparative Analysis," *Sustainable Energy, Grids and Networks*, p. 100498, 2021.

## APPENDIX A PROOFS FOR CASE 2 OF THE ESSG

For the consumers in  $\Sigma_1$ , we need to show that  $v_{RES,\ell}(\mathbf{p}) < v_{grid,\ell}(\mathbf{p})$ ,  $\forall \mathbf{p}$  and  $\forall \ell \in \Sigma_1$ . Assume a consumer type  $\ell \in \Sigma_1$  and that her allocated RES energy is  $E'$ . Then, we have that  $v_{RES,\ell}(\mathbf{p}) = E' \cdot c_{RES} + (E_\ell - E') \cdot \gamma \cdot c_{RES}$  and  $v_{grid,\ell}(\mathbf{p}) = \varepsilon_\ell \cdot E_\ell \cdot \beta \cdot c_{RES}$ . The inequality  $v_{RES,\ell}(\mathbf{p}) < v_{grid,\ell}(\mathbf{p})$  is then equivalent to  $E'(1 - \gamma) \cdot c_{RES} < E_\ell \cdot (\varepsilon_\ell \cdot \beta - \gamma) \cdot c_{RES}$ , which is true by assumption, since  $(1 - \gamma) < 0$  and  $(\varepsilon_\ell \cdot \beta - \gamma) > 0$ .

Next, for the consumers in  $\Sigma_{2,1}$ , we need to show that  $v_{RES,\ell}(\mathbf{p}) > v_{grid,\ell}(\mathbf{p})$ ,  $\forall \mathbf{p}$  and  $\forall \ell \in \Sigma_{2,1}$ . Assume a consumer type  $\ell \in \Sigma_{2,1}$  and that her allocated RES energy is  $E'$ . Then, the inequality  $v_{RES,\ell}(\mathbf{p}) > v_{grid,\ell}(\mathbf{p})$  is equivalent to the inequality  $E_\ell > E' \frac{(\gamma-1)}{(\gamma-\varepsilon_\ell\beta)}$ , which is true by assumption, since  $E' < \mathcal{ER}$ .

Now, we prove the condition of existence of a mixed strategies NE for the consumers in  $\Sigma_{2,2}$ . Recall that in the ESG under the PA policy, a mixed strategy NE  $\mathbf{p}^{NE}$  among consumers in  $\Sigma_{2,2}$  exists under the condition

$$rse_\ell^{PA}(\mathbf{p}^{NE}) = rse_\ell^{NE}(\mathbf{p}^{NE}), \forall \ell \in \Sigma_{2,2}. \quad (22)$$

To derive condition (7) we re-write (6) first with assuming that a consumer  $i$  of type  $\vartheta_i \in \Sigma_{2,2}$  plays *RES* (in (23)) and second with assuming that a consumer  $j$  with type  $\vartheta_j \in \Sigma_{2,2} \setminus \{\vartheta_i\}$  plays *RES* (in (24)):

$$\mathcal{ER} \frac{(\gamma-1)}{(\gamma-\varepsilon_{\vartheta_i}\beta)} - E_{\vartheta_i} = D_{\Sigma_1}^{Total} + \sum_{\ell' \in \Sigma_{2,2}} r_{\ell'} (N-1) E_{\ell'} p_{RES,\ell'}^{NE}, \quad (23)$$

$$\mathcal{ER} \frac{(\gamma-1)}{(\gamma-\varepsilon_{\vartheta_j}\beta)} - E_{\vartheta_j} = D_{\Sigma_1}^{Total} + \sum_{\ell' \in \Sigma_{2,2}} r_{\ell'} (N-1) E_{\ell'} p_{RES,\ell'}^{NE}. \quad (24)$$

Note that to derive (23) we consider that if a consumer  $i$  in  $\Sigma_{2,2}$  of type  $\vartheta_i$  plays *RES*, then, the total demand for RESs of the consumers in  $\Sigma_{2,2}$ ,  $D_{\Sigma_{2,2}}(\mathbf{p}^{NE})$  can be expressed as  $E_{\vartheta_i} + \sum_{\ell' \in \Sigma_{2,2}} r_{\ell'} (N-1) E_{\ell'} p_{RES,\ell'}^{NE}$  for a large number of consumers and similarly also for (24). Then, since the right-hand sides of (23)-(24) are equal, the left-hand sides will be also equal and (7) derives.

To derive the probability bounds, we re-write (6) assuming that all consumers of the same type play the same mixed strategy, i.e.,

$$\mathcal{ER} \frac{(\gamma-1)}{(\gamma-\varepsilon_{\vartheta_i}\beta)} = D_{\Sigma_1}^{Total} + N \sum_{\ell' \in \Sigma_{2,2}} r_{\ell'} E_{\ell'} p_{RES,\ell'}^{NE}. \quad (25)$$

The minimum bound on the probability for playing RES,  $p_\ell^{\min}$ , derives by setting in (25)  $p_{RES,\tilde{\ell}}^{NE} = 1$ ,  $\forall \tilde{\ell} \in \Sigma_{2,2}$  with  $\tilde{\ell} \neq \ell = \vartheta_i$ . Similarly, the maximum bound on the probability for playing RES,  $p_\ell^{\max}$ , derives by setting in (25)  $p_{RES,\tilde{\ell}}^{NE} = 0$ ,  $\forall \tilde{\ell} \in \Sigma_{2,2}$  with  $\tilde{\ell} \neq \ell = \vartheta_i$ .

Finally, to construct the expression of the aggregate demand for RESs given in (10), we multiply (23) by  $\frac{N}{N-1}$  and used the definition of the demand for RESs in (1) but expressed only for the consumers in the set  $\Sigma_{2,2}$ .

## APPENDIX B COORDINATED ENERGY ALLOCATION SOLUTIONS

The dual function of the optimization problem (16) is

$$\max_{\lambda \geq 0} \min_{\mathbf{p}^{OPT}} N \sum_{\ell \in \Sigma_2} \left[ r_\ell E_\ell (\gamma - \varepsilon_\ell \beta) p_{RES,\ell}^{OPT} \right] c_{RES} - \lambda \left( N \sum_{\ell \in \Sigma_2} r_\ell E_\ell p_{RES,\ell}^{OPT} - \left( \mathcal{ER} - N \sum_{\ell \in \Sigma_1} r_\ell E_\ell \right) \right), \quad (26)$$

subject to (16b), where  $\lambda$  represents the dual variable associated with (16c) and let  $\lambda^*$  represent its optimal value.

It results that:

- for all  $\ell \in \Sigma_2$  where  $1 \leq \varepsilon_\ell < \frac{\gamma c_{RES} - \lambda^*}{\beta c_{RES}}$ ,  $p_{RES,\ell}^{OPT} = 0$ ,
- for all  $\ell \in \Sigma_2$  where  $\varepsilon_\ell = \frac{\gamma c_{RES} - \lambda^*}{\beta c_{RES}}$ ,  $0 < p_{RES,\ell}^{OPT} < 1$ ,
- for all  $\ell \in \Sigma_2$  where  $\frac{\gamma c_{RES} - \lambda^*}{\beta c_{RES}} < \varepsilon_\ell < \frac{\gamma}{\beta}$ ,  $p_{RES,\ell}^{OPT} = 1$ .

This means that the consumer types are fully dispatched during the day in the order of increasing risk aversion degree (or decreasing  $\varepsilon_\ell$ ), until constraint (16c) is satisfied.

## APPENDIX C ANALYSIS FOR THE ES ALLOCATION POLICY

### A. Decentralized Energy Selection Game Under ES

The analysis and proofs of this section follow similar lines as the analysis and proofs for the PA policy. Most proofs are however omitted for brevity.

In the ESSG with the ES policy, a mixed-strategy NE exists under the condition:

$$rse_\ell^{ES}(\mathbf{p}^{NE}) = rse_\ell^{NE}(\mathbf{p}^{NE}), \forall \ell \in \Theta. \quad (27)$$

Therefore, for all cases, any existing mixed-strategy NE competing probabilities,  $\mathbf{p}^{NE}$ , are obtained by resolving condition (27). Let us distinguish the following cases:

1) **Case 1: The RES capacity  $\mathcal{ER}$  exceeds the maximum total demand for RES  $D^{Total}$  ( $\mathcal{ER} \geq D^{Total}$ ).** As the consumers have knowledge of  $\mathcal{ER}$  and  $D^{Total}$ , it is straightforward to show that the dominant-strategy for all consumers is to select the strategy *RES*. As a result, the competing probabilities that lead to equilibrium states are equal to 1 for all consumer types, and the expected aggregate demand for RES at NE is equal to  $D^{Total}$ .

2) **Case 2: The RES capacity  $\mathcal{ER}$  is less than the maximum total demand for RES  $D^{Total}$  ( $\mathcal{ER} \leq D^{Total}$ ).** In this case, the strategies of the consumers depend on their respective risk aversion degrees and the energy prices. We define two distinct subsets of consumer types:  $\Sigma_1 = \{\ell \in \Theta : \varepsilon_\ell \geq \gamma/\beta\} \subset \Theta$ , and  $\Sigma_2 = \{\ell \in \Theta : 1 \leq \varepsilon_\ell < \gamma/\beta\} \subset \Theta$ .

Firstly, the dominant strategy for all consumers whose types are in the set  $\Sigma_1$  is to play *RES*. Therefore, their competing probabilities that lead to equilibrium states are equal to 1, and their aggregate daytime demand is  $D_{\Sigma_1}^{Total} = N \sum_{\ell \in \Sigma_1} r_\ell E_\ell$ .

Secondly, the strategies of the consumers whose types are in the set  $\Sigma_2$  depends on the daytime energy demand levels. Therefore, we define two distinct subsets of consumer types



in  $\Sigma_2$ :  $\Sigma_{2,1} = \left\{ \ell \in \Sigma_2 : E_\ell > \mathcal{ER}_{(\gamma-\varepsilon_\ell\beta)}^{(\gamma-1)} \right\}$  and  $\Sigma_{2,2} = \left\{ \ell \in \Sigma_2 : E_\ell \leq \mathcal{ER}_{(\gamma-\varepsilon_\ell\beta)}^{(\gamma-1)} \right\}$ .

For consumers whose types are in the set  $\Sigma_{2,1}$ , the dominant strategy is to play *grid*, and their competing probabilities and aggregate daytime demand are equal to 0.

For consumers whose types are in the set  $\Sigma_{2,2}$ , a mixed-strategy NE with the ES policy exists if and only if the following condition holds:

$$(\gamma - \varepsilon_\ell\beta) \cdot E_\ell = (\gamma - \varepsilon_{\tilde{\ell}}\beta) \cdot E_{\tilde{\ell}}, \forall \ell, \tilde{\ell} \in \Sigma_{2,2}. \quad (28)$$

To derive condition (28) we re-write (27) first with assuming that a consumer  $i$  of type  $\vartheta_i \in \Sigma_{2,2}$  plays *RES* (in (29)) and second with assuming that a consumer  $j$  with type  $\vartheta_j \in \Sigma_{2,2} \setminus \{\vartheta_i\}$  plays *RES* (in (30)).

$$D_{\Sigma_1}^{Total} + 1 + \sum_{\ell' \in \Sigma_{2,2}} r_{\ell'} (N-1) p_{RES,\ell'}^{NE} = \frac{\mathcal{ER}(\gamma-1)}{E_{\vartheta_i}(\gamma - \varepsilon_{\vartheta_i}\beta)}, \quad (29)$$

$$D_{\Sigma_1}^{Total} + 1 + \sum_{\ell' \in \Sigma_{2,2}} r_{\ell'} (N-1) p_{RES,\ell'}^{NE} = \frac{\mathcal{ER}(\gamma-1)}{E_{\vartheta_j}(\gamma - \varepsilon_{\vartheta_j}\beta)}. \quad (30)$$

Then, since the right-hand sides of (29)-(30) are equal, the left-hand sides will be also equal and (28) derives.

Additionally, for the consumers of type  $\ell \in \Sigma_{2,2}$ , the competing probabilities that lead to NE states lie in the range  $p_\ell^{min} \leq p_{RES,\ell}^{NE} \leq p_\ell^{max}$ , where:

$$p_\ell^{min} = \max \left\{ 0, \frac{\frac{\mathcal{ER}(\gamma-1)}{E_\ell(\gamma-\varepsilon_\ell\beta)} - \sum_{\tilde{\ell} \in \Sigma_{2,2} \cup \Sigma_1 \setminus \{\ell\}} N r_{\tilde{\ell}}}{N r_\ell} \right\}, \quad (31)$$

$$p_\ell^{max} = \min \left\{ 1, \frac{\frac{\mathcal{ER}(\gamma-1)}{E_\ell(\gamma-\varepsilon_\ell\beta)} - \sum_{\tilde{\ell} \in \Sigma_1} N r_{\tilde{\ell}}}{N r_\ell} \right\}. \quad (32)$$

To derive the probability bounds, we re-write (27) assuming that all consumers of the same type play the same mixed strategy, i.e.,

$$D_{\Sigma_1}^{Total} + \sum_{\ell' \in \Sigma_{2,2}} N r_{\ell'} p_{RES,\ell'}^{NE} = \frac{\mathcal{ER}(\gamma-1)}{E_{\vartheta_i}(\gamma - \varepsilon_{\vartheta_i}\beta)}. \quad (33)$$

The minimum bound on the probability for playing RES,  $p_\ell^{min}$ , derives by setting in (33)  $p_{RES,\tilde{\ell}}^{NE} = 1, \forall \tilde{\ell} \in \Sigma_{2,2}$  with  $\tilde{\ell} \neq \ell = \vartheta_i$ . Similarly, the maximum bound on the probability for playing RES,  $p_\ell^{max}$ , derives by setting in (33)  $p_{RES,\tilde{\ell}}^{NE} = 0, \forall \tilde{\ell} \in \Sigma_{2,2}$  with  $\tilde{\ell} \neq \ell = \vartheta_i$ .

The Remarks 3 and 4, which are stated for the PA allocation policy in Section III, also hold in case of the ES allocation policy.

The social cost under the ES policy can be expressed as

$$\begin{aligned} C^{ES}(\mathbf{p}^{NE}) &= N \sum_{\ell \in \Theta} r_\ell \min\{sh(\mathbf{p}^{NE}), E_\ell\} p_{RES,\ell}^{NE} c_{RES} \\ &+ \left[ D(\mathbf{p}^{NE}) - N \sum_{\ell \in \Theta} r_\ell \min\{sh(\mathbf{p}^{NE}), E_\ell\} p_{RES,\ell}^{NE} \right] c_{grid,d} \\ &+ N \left[ \sum_{\ell \in \Theta} r_\ell p_{grid,\ell}^{NE} \varepsilon_\ell E_\ell \right] c_{grid,n}. \end{aligned} \quad (34)$$

### B. Centralized Energy Allocation Mechanism Under ES Policy

Similar to the PA policy (Section IV), the centralized EAM under the ES policy is modeled as an optimization problem, defined as:

$$\min_{\mathbf{p}^{OPT}} C^{ES}(\mathbf{p}^{OPT}) \quad (35a)$$

$$\text{s.t.} \quad 0 \leq p_{RES,\ell}^{OPT}, p_{grid,\ell}^{OPT} \leq 1, \forall \ell \in \Theta \quad (35b)$$

$$p_{RES,\ell}^{OPT} + p_{grid,\ell}^{OPT} = 1, \forall \ell \in \Theta. \quad (35c)$$

The problem (35) is non-convex due to its objective function and the form of the equal share  $sh(\mathbf{p}^{NE})$  (Eq. (21)). In our simulations in Section VI-B2, we solve it with genetic algorithms using the Global Optimization Toolbox of MATLAB.