

Second order stabilized two-step Runge-Kutta methods

Andrew Moisa¹ and Boris Faleichik²

¹Kreo Software Ltd., 71-75 Shelton Street, Covent Garden,
London, WC2H 9JQ, United Kingdom

²Department of Computational Mathematics, Belarusian State
University, 4 Nezavisimosti Avenue, Minsk, 220030, Belarus

March 30, 2023

Abstract

Stabilized methods (also called Chebyshev methods) are explicit methods with extended stability domains along the negative real axis. These methods are intended for large mildly stiff problems, originating mainly from parabolic PDEs. In this paper we present explicit two-step Runge-Kutta methods, which have an increased stability interval in comparison with one-step methods (up to 2.5 times). Also, we perform some numerical experiments to confirm the accuracy and stability of this methods.

Keywords: Stiff systems, Linear multistep methods, Runge-Kutta methods, Explicit methods

2000 MSC: 65L04, 65L05, 65L06, 65L20

1 Introduction

Up to now, there exist the following types of stabilized explicit methods:

- One-step Runge-Kutta methods, which use internal stages to increase the stability interval (see [1, pp. 31-36], [2], [3], [4]). These methods may require a sufficiently large number of function evaluations to achieve the required length of the stability interval.
- Multistep Adams-types methods, which use previously calculated function evaluations to increase the stability interval (see [5]). These methods require only one function evaluation per step, but have other significant disadvantages inherent in multi-step methods.

In this paper we present two-step methods, which use internal stages to increase the stability interval. These methods require about 1.5 times less stages to achieve the same stability as one-step.

The paper is organized as follows. In Sections 2 and 3 we describe the way to get an optimal stability region for the considered methods. In Section 4 we calculate error constants and length of stability interval for them. In Section 5 we explain how to construct two-step methods that use the recurrence relation. Section 6 contains numerical experiments to test the properties of the methods obtained.

2 Stability interval optimization

A two-step s -stage explicit Runge-Kutta method for the numerical integration of the ODE system

$$y' = f(t, y), \quad y(x_0) = y_0 \in \mathbb{R}^n, \quad y : \mathbb{R} \rightarrow \mathbb{R}^n, \quad f : \mathbb{R} \times \mathbb{R}^n \rightarrow \mathbb{R}^n \quad (1)$$

with preconsistency condition [1, (9.23)] has the form

$$\begin{aligned} v_1 &= \tilde{a}_1 y_n + (1 - \tilde{a}_1) y_{n-1}, \\ v_2 &= \tilde{a}_2 y_n + (1 - \tilde{a}_2) y_{n-1} + h \tilde{b}_{21} f(x_n + c_1 h, v_1), \\ &\vdots \\ v_s &= \tilde{a}_s y_n + (1 - \tilde{a}_s) y_{n-1} + \\ &\quad + h \left(\tilde{b}_{s,1} f(x_n + c_1 h, v_1) + \cdots + \tilde{b}_{s,s-1} f(x_n + c_{s-1} h, v_{s-1}) \right), \\ y_{n+1} &= a y_n + (1 - a) y_{n-1} + \\ &\quad + h (b_1 f(x_n + c_1 h, v_1) + \cdots + b_s f(x_n + c_s h, v_s)) \end{aligned} \quad (2)$$

[1, p. 362]. Coefficients c_j can be found by the formula

$$c_j = \tilde{a}_j - 1 + \sum_{k=1}^{j-1} \tilde{b}_{jk} \quad (3)$$

[6, p. 443].

Characteristic equation for (2) has the form

$$\begin{aligned} \zeta^2 - R_s^1(\mu)\zeta - R_s^0(\mu) &= 0, \\ R_s^1(\mu) &= \sum_{j=0}^s r_j^1 \mu^j = a + \mu \sum_j b_j \tilde{a}_j + \mu^2 \sum_{j,k} b_j \tilde{b}_{jk} \tilde{a}_k + \\ &\quad + \cdots + \mu^s b_s \left(\prod_j \tilde{b}_{j,j-1} \right) \tilde{a}_1, \\ R_s^0(\mu) &= \sum_{j=0}^s r_j^0 \mu^j = (1-a) + \mu \sum_j b_j (1 - \tilde{a}_j) + \mu^2 \sum_{j,k} b_j \tilde{b}_{jk} (1 - \tilde{a}_k) + \\ &\quad + \cdots + \mu^s b_s \left(\prod_j \tilde{b}_{j,j-1} \right) (1 - \tilde{a}_1) \end{aligned} \quad (4)$$

(for comparison with one-step Runge-Kutta methods see [1, p. 16]).

Order conditions can be written as

$$\begin{cases} r_1^0 + r_1^1 + a = 2, \\ r_2^0 + r_2^1 + r_1^1 + \frac{a}{2} = 2. \end{cases} \quad (5)$$

Our task is to find polynomials R^0 and R^1 such that the corresponding stability interval is as large as possible and their coefficients satisfy the posed order conditions (5).

Let's first look at the quadratic equation (4). For its roots $-1 \leq |\zeta_1|, |\zeta_2| \leq 1$ polynomial R^0 must be inside the segment $[-1, 1]$ and R^1 must be inside $[-1 + R^0, 1 - R^0]$. As in the case of one-step methods, the best option for R^0 is the Chebyshev polynomial:

$$R_s^0(\mu) = \pm T_s \left(1 + \frac{\mu}{l} \right). \quad (6)$$

This polynomial remains between -1 and $+1$ on the largest possible interval $[-2l, 0]$.

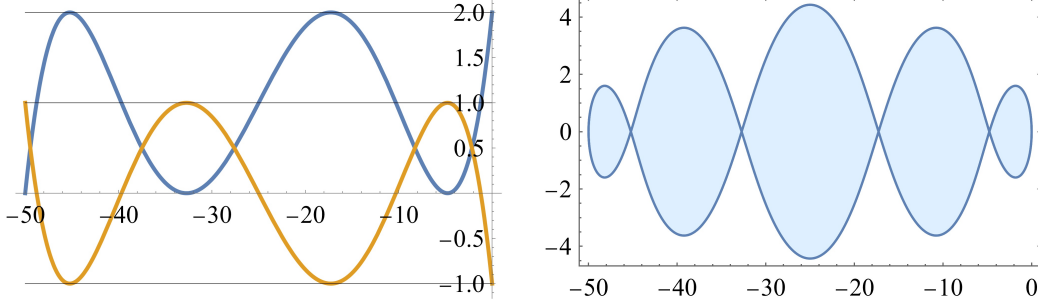


Figure 1: Shifted Chebyshev polynomials and their stability domain ($s = 5$)

Notice, that quadratic equation $x^2 - (1+c)x + c = 0$ has the roots $x_1 = 1$ and $x_2 = c$. Thus, all our conditions are satisfied by the polynomials

$$R_s^1(\mu) = 1 + T_s\left(1 + \frac{\mu}{s^2}\right), \quad R_s^0(\mu) = -T_s\left(1 + \frac{\mu}{s^2}\right) \quad (7)$$

(see Figure 1).

Note, that the points where $R^0 = \pm 1$ are not included in the stability domain. Now it is not important, because damping procedure is needed anyway.

3 Damping

The damping of the pair of polynomials (7) will be carried out in two stages: first, we will produce an "ideal" damping with a possible violation of the order conditions (5), and after that we will achieve the observance of the order conditions for the resulting pair. As always choose $0 < \varepsilon \ll 1, \eta = 1 - \varepsilon$. Polynomials (7) should be changed in such a way that the roots of equation (4) belong to the segment $[-\eta, \eta]$. It is easy to see that

$$R_s^1(\mu) = \eta \left(1 + T_s\left(1 + \frac{\mu}{s^2}\right)\right), \quad R_s^0(\mu) = -\eta^2 T_s\left(1 + \frac{\mu}{s^2}\right) \quad (8)$$

satisfy this condition.

It remains to satisfy the order conditions (5). Let's consider the pair

$$R_s^1(\mu) = \alpha \left(1 + T_s\left(\omega + \beta \frac{\mu}{s^2}\right)\right), \quad R_s^0(\mu) = -\eta^2 T_s\left(\omega + \beta \frac{\mu}{s^2}\right). \quad (9)$$

If we write the order conditions (5) and condition on free members ($r_0^1 + r_0^0 = 1$) for it, we obtain a system of 3 nonlinear equations of variables $\{\alpha, \omega, \beta\}$:

$$\begin{cases} \alpha + (\alpha - \eta^2)T_s(\omega) - 1 = 0, \\ \alpha + \alpha T_s(\omega) + \frac{\beta(\alpha - \eta^2)}{s^2}T_s'(\omega) - 2 = 0, \\ s^2(\alpha - 4) + \left(s^2\alpha - \frac{\beta^2(\alpha - \eta^2)}{1 - \omega^2}\right)T_s(\omega) + \left(2\alpha + \frac{\omega\beta(\alpha - \eta^2)}{s^2(1 - \omega^2)}\right)T_s'(\omega) = 0. \end{cases} \quad (10)$$

This system can be solved by any root-finding algorithm (for example, Newton's method). Vector $(\eta, 1 + \varepsilon/s^2, 1 + \varepsilon)^T$ can be used as initial value. For example, solution of this system (with double-precision floating-point numbers) for $s = 5, \eta = 0.95$ is the vector

$$\begin{pmatrix} 0.950022296412323 \\ 1.0020498847775692 \\ 1.053083013172171 \end{pmatrix}. \quad (11)$$

The resulting polynomials have the form

$$\begin{aligned} R_s^1(\mu) &= 1.949130847897793 + 1.0169295750648126\mu \\ &\quad + 0.17002420291058604\mu^2 + 0.009987615599077876\mu^3 \\ &\quad + 0.00023977479170518486\mu^4 + 0.000002015889739363028\mu^5 \\ R_s^0(\mu) &= -0.949130847897793 - 0.9660604229626043\mu \\ &\quad - 0.16151920192429445\mu^2 - 0.009488012136354805\mu^3 \\ &\quad - 0.00022778070612777503\mu^4 - 0.00000191505030634093\mu^5 \end{aligned} \quad (12)$$

(see Figure 2).

4 Error constants and stability

Error constants for methods, based on polynomials (7), can be easily obtained:

$$C_s = \frac{8}{6} - \left(\frac{a}{6} + \frac{r_1^1}{2} + r_2^1 + r_3^1 + r_3^0\right) = \frac{1}{3} + \frac{1}{6s^2}. \quad (13)$$

Error constants for methods, based on damped polynomials (9), were obtained numerically. They are presented in Table 1.

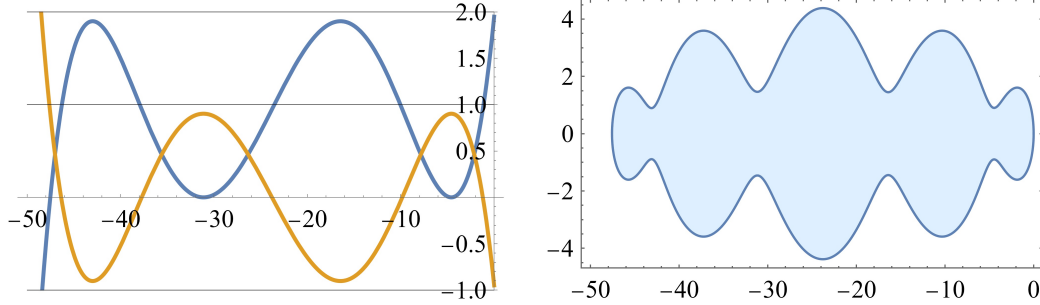


Figure 2: Shifted Chebyshev polynomials (damping) and their stability domain ($s = 5, \varepsilon = 0.05$)

For the stability of the method, the following inequalities must be satisfied:

$$\begin{aligned} -\eta^2 T_s \left(\omega + \beta \frac{\mu}{s^2} \right) &< 1, \\ \alpha \left(1 + T_s \left(\omega + \beta \frac{\mu}{s^2} \right) \right) &> -1 - \eta^2 T_s \left(\omega + \beta \frac{\mu}{s^2} \right) \end{aligned} \quad (14)$$

or

$$T_s \left(\omega + \beta \frac{\mu}{s^2} \right) > -\frac{1}{\eta^2}, \quad T_s \left(\omega + \beta \frac{\mu}{s^2} \right) > -\frac{1 + \alpha}{\alpha + \eta^2}. \quad (15)$$

The second inequality in (15) is stricter for all $\alpha > 0$. So, we need to find a $\mu = -l_s$ such that the second inequality in (15) becomes equality:

$$-\cosh \left(s \operatorname{arccosh} \left(-\omega + \beta \frac{l_s}{s^2} \right) \right) = -\frac{1 + \alpha}{\alpha + \eta^2}. \quad (16)$$

Solving this equation, we get

$$l_s = \frac{\omega + \cosh \left(\frac{1}{s} \operatorname{arccosh} \left(\frac{1 + \alpha}{\alpha + \eta^2} \right) \right)}{\beta} s^2. \quad (17)$$

The lengths of stability intervals for different parameters s are presented in the Table 1.

Comparing the stability regions with [3], we find that the stability interval of our methods is about 2.35 times larger than in ROCK2.

Table 1: The error constants and stability parameters for polynomials (9), $\varepsilon = 0.05$

Degree s	Error constant C_s	Stability interval length l_s	Value l_s/s^2
2	0.36594	7.6531	1.913275
5	0.32949	47.5779	1.903115
10	0.324278	190.1654	1.901654
20	0.322975	760.5155	1.901289
50	0.32261	4752.9663	1.901187
100	0.322558	19011.7189	1.901172
200	0.322545	76046.7294	1.901168
500	0.322542	475291.8031	1.901167
1000	0.322541	1901167.0661	1.901167

5 Usage of orthogonal polynomials

Following the idea of [2], polynomials (9) can be written as

$$R_s^1(\mu) = \alpha + T_s(\omega)P_s^1(\mu), \quad R_s^0(\mu) = T_s(\omega)P_s^0(\mu), \quad (18)$$

where

$$P_s^1(\mu) = \frac{\alpha}{T_s(\omega)}T_s\left(\omega + \frac{\beta}{s^2}\mu\right), \quad P_s^0(\mu) = -\frac{\eta^2}{T_s(\omega)}T_s\left(\omega + \frac{\beta}{s^2}\mu\right) \quad (19)$$

or

$$\begin{aligned} P_0^1(\mu) &= \alpha, & P_1^1(\mu) &= \alpha + \frac{\alpha\beta}{\omega s^2}\mu, \\ P_0^0(\mu) &= -\eta^2, & P_1^0(\mu) &= -\eta^2 - \frac{\eta^2\beta}{\omega s^2}\mu, \\ P_j^i(\mu) &= 2\left(\omega + \frac{\beta}{s^2}\mu\right) \frac{T_{j-1}(\omega)}{T_j(\omega)}P_{j-1}^i(\mu) - \frac{T_{j-2}(\omega)}{T_j(\omega)}P_{j-2}^i(\mu). \end{aligned} \quad (20)$$

Consider two-step Runge-Kutta methods of the form

$$\begin{aligned}
v_0 &= \tilde{a}y_n + (1 - \tilde{a})y_{n-1}, \\
v_1 &= v_0 + h\tilde{m}_1f(x_n + c_0h, v_0), \\
v_2 &= m_2v_1 + (1 - m_2)v_0 + h\tilde{m}_2f(x_n + c_1h, v_1), \\
v_3 &= m_3v_2 + (1 - m_3)v_1 + h\tilde{m}_3f(x_n + c_2h, v_2), \\
&\vdots \\
v_s &= m_sv_{s-1} + (1 - m_s)v_{s-2} + h\tilde{m}_sf(x_n + c_{s-1}h, v_{s-1}), \\
y_{n+1} &= ay_n + bv_s,
\end{aligned} \tag{21}$$

where

$$c_0 = \tilde{a} - 1, \quad c_1 = \tilde{a} - 1 + \tilde{m}_1, \quad c_j = m_jc_{j-1} + (1 - m_j)c_{j-2} + \tilde{m}_j, \quad j \geq 2. \tag{22}$$

Polynomials R^1 and R^0 of these methods have the form

$$\begin{aligned}
R_s^1(\mu) &= a + b \left(\tilde{R}_s^1(\mu) \right), \quad R_s^0(\mu) = b \left(\tilde{R}_s^0(\mu) \right), \\
\tilde{R}_0^1(\mu) &= \tilde{a}, \quad \tilde{R}_1^1(\mu) = \tilde{a} + \tilde{m}_1\tilde{a}\mu, \\
\tilde{R}_0^0(\mu) &= 1 - \tilde{a}, \quad \tilde{R}_1^0(\mu) = (1 - \tilde{a}) + \tilde{m}_1(1 - \tilde{a})\mu, \\
\tilde{R}_j^i(\mu) &= (m_j + \tilde{m}_j\mu) \tilde{R}_{j-1}^i(\mu) + (1 - m_j) \tilde{R}_{j-2}^i(\mu)
\end{aligned} \tag{23}$$

(see [2] for comparison).

Comparing (23) with (18)-(20) we obtain

$$\begin{aligned}
a &= \alpha, \quad b = (\alpha - \eta^2) T_s(\omega), \quad \tilde{a} = \frac{\alpha}{\alpha - \eta^2}, \quad \tilde{m}_1 = \frac{\beta}{\omega s^2}, \\
m_j &= 2\omega \frac{T_{j-1}(\omega)}{T_j(\omega)}, \quad \tilde{m}_j = 2\frac{\beta}{s^2} \frac{T_{j-1}(\omega)}{T_j(\omega)}, \quad j \geq 2.
\end{aligned} \tag{24}$$

For example, for polynomials (12) we construct the method (21) with

$$\begin{aligned}
 \tilde{a} &= 19.991085619464535, \\
 a &= 0.950022296412323, \\
 b &= 0.04997770358767691, \\
 m &= \begin{pmatrix} 1.9918588786954916 \\ 1.9838492426656018 \\ 1.9760315849167438 \\ 1.9684604922450784 \end{pmatrix}, \\
 \tilde{m} &= \begin{pmatrix} 0.04203714921461939 \\ 0.08373206889818684 \\ 0.08339536663324355 \\ 0.08306673458794599 \\ 0.08274846743558949 \end{pmatrix}, \quad c = \begin{pmatrix} 18.991085619464535 \\ 19.033122768679153 \\ 19.158549757260907 \\ 19.365346371620134 \\ 19.65025313347653 \end{pmatrix}.
 \end{aligned} \tag{25}$$

A contains Wolfram Mathematica's code for obtaining methods (21) for given parameters s, ε .

6 Numerical experiments

In all our experiments we use constant step size and reference solutions computed by Wolfram Mathematica's `NDSolve`. An additional starting point y_1 were taken from this reference solution. For each method we perform a series of constant-step integrations with decreasing step size h and calculate the maximum norm of the error at the endpoint.

Our constant-step integrations can't handle sudden changes in solution components correctly. Therefore, we will choose intervals of integration that do not contain such singularities.

We chose the following stiff problems:

1. VDPOL [6, p. 144]. This problem contains sharp change in the second component of the solution near points $0, 0.8, 1.6, \dots$. So, we start our two-step method from point $x = 0.1$ and finish it at point $x_{out} = 0.6$.
2. ROBER [6, p. 144]. Solution of this problem changing more and more slowly and we can take a large integration segment. We start from point $x = 1000$ and finish at point $x_{out} = 2000$.
3. HIRES [6, pp. 144-145]. The components of the solution of this problem do not have sharp changes on the segment $[20, 270]$. We will take it to test our method.

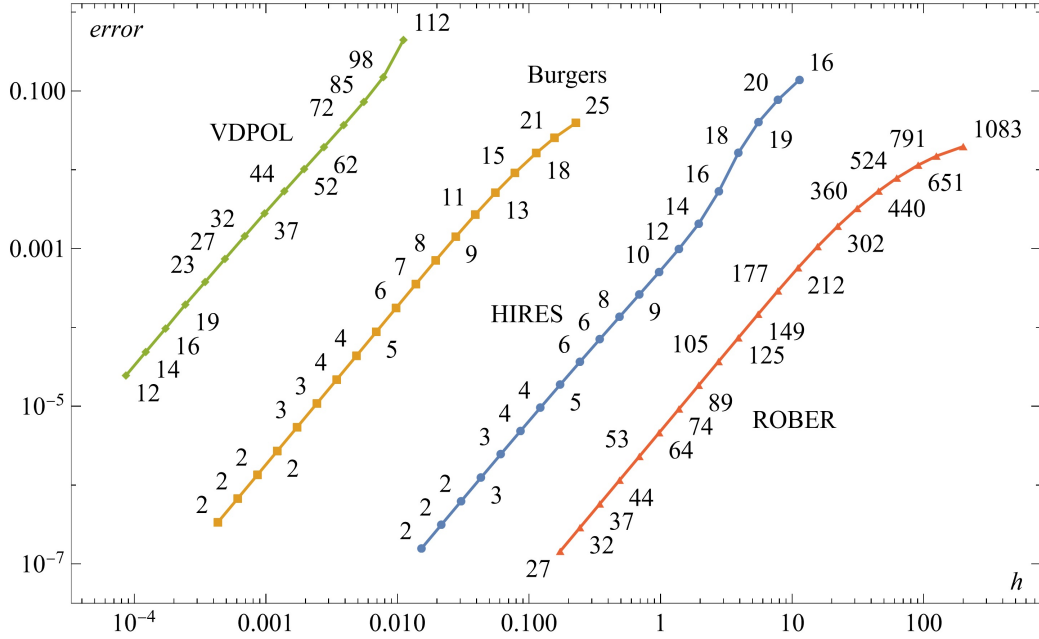


Figure 3: Accuracy and stability of methods (21)

- Burgers' equation [7]. We took parameter $\mu = 0.005$ as in [5] but leave the integration interval unchanged: $[0, 2.5]$.

As we can see from (13) and Table 4, error constants are almost independent of the number of stages (as in the case of one-step methods). This is also confirmed in practice: in the case of stability, the results obtained with different parameters are almost identical. Therefore, we are interested in the number of stages required to achieve stability at the current step size h , see Figure 3. Point labels are equal to the minimum number of stages required to achieve stability at a given step size. For example, to integrate Burgers' equation with $h = 0.078125$, at least 15 stages of method (21) are needed. Every method with ≥ 15 stages gives almost the same result with error ≈ 0.0091 .

It can be seen from the chart that each halving of the step size entails a refinement of the solution by about 4 times which is fully consistent with the second order method. It is also seen that doubling the number of internal stages allows increasing the integration step by 4 times.

7 Conclusion

We have presented new second order two-step Runge-Kutta methods with extended stability interval. In fact, theory of this methods is very close to widely known one-step stabilized methods. The numerical experiments asserted the theoretical properties of accuracy and stability of the constructed methods.

Of course, they are not yet suitable for practical calculations. However, their potential prospects are obvious.

A Mathematica code for computing method (21) parameters

```
getMethod[s_, ε_] := Block[{η, c, α, ω, β},
  η = 1 - ε;
  R1 = α (1 + Cosh[s ArcCosh[ω + β (x / s^2)]]);
  R0 = -η^2 Cosh[s ArcCosh[ω + β (x / s^2)]];
  r1 = Table[D[R1, {x,j}] / j! /. Rule[x,0], {j,0,3}];
  r0 = Table[D[R0, {x,j}] / j! /. Rule[x,0], {j,0,3}];
  oC = {
    r1[[1]] + r0[[1]] == 1,
    r1[[1]] + r1[[2]] + r0[[2]] == 2,
    r1[[1]]/2 + r1[[2]] + r1[[3]] + r0[[3]] == 2
  };
  vars = N[FindRoot[
    oC, {{α, η}, {ω, 1 + ε / s^2}, {β, 1 + ε}},
    WorkingPrecision -> 2 MachinePrecision
  ]];
  Print[vars];
  α = α /. vars;
  ω = ω /. vars;
  β = β /. vars;
  len = s^2 (Cosh[1/s ArcCosh[(1 + α)/(α + η^2)]] + ω)
    / β;
  err = 8/6 - (r1[[1]]/6 + r1[[2]]/2 + r1[[3]] + r1[[4]]
    + r0[[4]]);
  a = α;
  ta = α / (α - η^2);
```

```

b = ( $\alpha - \eta^2$ ) ChebyshevT[s,  $\omega$ ];
tm = Join[{ $\beta / (\omega s^2)$ }, Table[
  2( $\beta$  ChebyshevT[j-1,  $\omega$ ]) / ( $s^2$  ChebyshevT[j,  $\omega$ ]),
  {j,2,s}]];
m = Table[
  2  $\omega$  ChebyshevT[j-1,  $\omega$ ] / ChebyshevT[j,  $\omega$ ],
  {j,2,s}];
c = Quiet[RecurrenceTable[{
  c[0] == N[ta-1], c[1] == N[ta-1+tm[[1]]],
  c[j] == m[[j-1]] c[j-1] + (1 - m[[j-1]]) c[j-2] +
    tm[[j]]
}, c, {j, 0, s-1}]];
Association[Rule["s",s],
  Rule["k",2], Rule["order",2],
  Rule["a",a], Rule[" $\tilde{a}$ ",ta], Rule["b",b],
  Rule[" $\tilde{m}$ ",tm], Rule["m",m], Rule["c",c],
  Rule["len",len], Rule["err",err],
  Rule["type","MultistepRK"]
];

```

References

- [1] E. Hairer, G. Wanner, Solving Ordinary Differential Equations II: Stiff and Differential-Algebraic Problems, second revised Edition.
- [2] P. J. van der Houwen, B. P. Sommeijer, On the internal stability of explicit m-stage runge-kutta methods for large m-values 60 479–485.
- [3] A. Abdulle, A. A. Medovikov, Second order chebyshev methods based on orthogonal polynomials 90 1–18. doi:10.1007/s002110100292.
- [4] V. I. Lebedev, How to Solve Stiff Systems of Differential Equations by Explicit Methods, CRC Press, pp. 45–80.
- [5] V. I. Repnikov, B. V. Faleichik, A. V. Moisa, Stabilised explicit adams-type methods 2 82–98. doi:10.33581/2520-6508-2021-2-82-98.
- [6] E. Hairer, G. Wanner, S. P. Nørsett, Solving Ordinary Differential Equations I. Nonstiff Problems, second revised Edition.

- [7] A. Abdulle, Fourth order chebyshev methods with recurrence relation
23 (6) 2041–2054.