
A SIMPLE AND EFFICIENT PREPROCESSING STEP FOR CONVEX HULL PROBLEM

Mohammad Heydari

Department of Computer Science, Khansar Campus
University of Isfahan
Isfahan, Iran
m.heydari@khc.ui.ac.ir

Ashkan Khalifeh

Department of Statistics
Yazd University
Yazd, Iran
khalifeh68@yahoo.com

ABSTRACT

The present paper is concerned with a recursive algorithm as a preprocessing step to find the convex hull of n random points uniformly distributed in the plane. For such a set of points, it is shown that eliminating all but $O(\log n)$ of points can derive the same convex hull as the input set. Finally it will be shown that the running time of the algorithm is $O(n)$.

Keywords Algorithm · Convexhull · Recursive

1 Introduction

For a given set of points P in \mathbb{R}^d , the convex hull of P is the smallest convex set containing P . Computing convex hull is a fundamental problem in many fields such as biology [7], image processing [6, 12, 11] and pattern recognition [9]. The problem of finding the convex hull of a set of n points in \mathbb{R}^2 has extensively been studied and numerous elegant algorithms have been presented to address this problem in the literature. Among these algorithms, one can refer to Graham's Scan [10] and Quickhull [4] that run in $O(n \log n)$ and Giftwrapping [13] that runs in $O(nh)$, where h is the number of points on the convex hull. An approach to address this problem includes a preprocessing step which involves finding and eliminating some points that are inside the convex hull. Then the rest of the points are fed into any convex hull algorithm. The Quickhull algorithm follows this approach. In addition, Akl and Toussaint [1] followed the point elimination approach to find the convex hull in worst-case running time $O(n \log n)$ and expected running time $O(n)$. However, no theoretical result in their work represents the order of eliminated points. An et al. [3] and An [2] presented algorithms that use the point elimination approach.

The convex hull of random points has a long history dating back to 1864 by Sylvester. The case in which the points are distributed by uniform distribution may be found in Bentley et al. [5] and Golin and Sedgewick [8], who specifically concentrated on the preprocessing step. The authors in [5] and [8] concentrated on the point elimination approach for points that are uniformly distributed. Their preprocessing steps identify and eliminate all but $O(\sqrt{n})$ of the points. The results of [5] are valid when there are more than 2,000,000 points and so the results are of theoretical interest. Golin and Sedgewick [8] studied the problem in unit square and eliminated $O(\sqrt{n})$ of points in $O(n)$ time.

In the present paper, a new recursive algorithm will be considered as the point elimination preprocessing step for a set of n points that are uniformly distributed in \mathbb{R}^2 . The algorithm identifies and eliminates all but $O(\log n)$ of the points in $O(n)$ time and similar to previous algorithms, we may feed the remaining points to any convex hull algorithm. Most convex hull routines will run much more efficiently on few points than on many [8], hence reducing the size of the input set is of practical interest. In addition, since the convex hull of the input set and the obtained $O(\log n)$ of points are identical, the preprocessing algorithm estimates an upper bound on the expected number of points located on the convex hull of the input set.

The rest of the paper is organized as follows: in Section 2, the preliminary lemmas are provided. Section 3 describes the preprocessing algorithm. Section 4 presents an analysis of the results and proves the correctness of the algorithm. Finally, Section 5 provides a concluding statement.

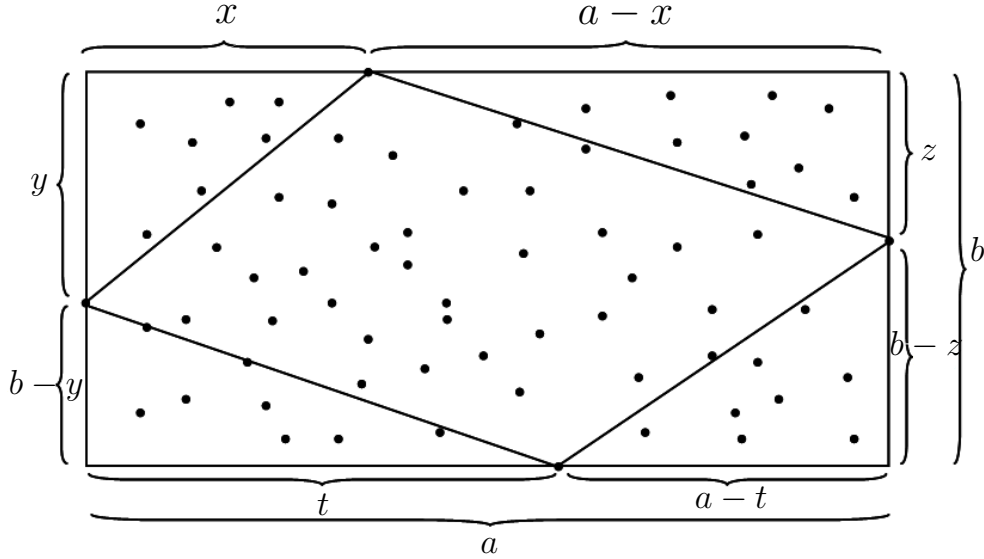


Figure 1: Illustration of quadrilateral made by connecting extreme points.

2 Preliminaries

This section provides the necessary definitions and lemmas used throughout the paper.

Definition: An extreme point among a set of points is a point whose x - or y -coordinates is minimum or maximum over the set, i.e., the topmost, leftmost, bottommost, and rightmost points.

In the following lemma, the bounding box of a set of uniformly distributed points in the plane is considered, and we investigate the distribution of points inside it. Formally speaking, a four-sided polygon formed by connecting a randomly selected point on each edge of the bounding box to the point on its adjacent edges is a quadrilateral. The formed right triangles inside the bounding box are called corners; see Figure 1.

Lemma 1. Consider a set of uniformly distributed points and its bounding box in the plane, as shown in Figure 1. Connecting the point on an edge of the bounding box to a point on its adjacent edges, will form a quadrilateral inside the bounding box. The expected number of points inside the quadrilateral and at each corner are $\frac{n}{2}$ and $\frac{n}{8}$, respectively.

Proof. One point is randomly selected on each edge of the bounding box. Let us define $X, T, Y,$ and Z with observed values $x, t, y,$ and $z,$ respectively, as the random variables for the selected points. Therefore, X and T follow uniform distribution on the interval $[0, a]$ denoted by $U(0, a)$, and Y and Z follow $U(0, b)$; see Figure 1. Given the fact that each vertex of the quadrilateral is a random variable, the area of the quadrilateral is a random variable and is defined as follows

$$N = ab - \frac{1}{2}[XY + (a - X)Z + (b - Y)T + (a - T)(b - Z)].$$

Hence, the mathematical expectation of the area of the quadrilateral is given by

$$E(N) = ab \left(1 - \frac{1}{2ab} [E(X)E(Y) + aE(Z) - E(X)E(Z) + bE(T) - E(Y)E(T) + ab - aE(Z) - bE(T) + E(T)E(Z)] \right).$$

Since the mathematical expectation of a uniform random variable on an arbitrary interval $[c_1, c_2]$ is $\frac{c_1 + c_2}{2}$, $E(X)$ and $E(T)$ are $\frac{a}{2}$. Similarly, $E(Y)$ and $E(Z)$ are $\frac{b}{2}$. Consequently, $E(N)$ is given by

$$\begin{aligned} E(N) &= ab \left(1 - \frac{1}{2ab} \left[\frac{ab}{4} + \frac{ab}{2} - \frac{ab}{4} + \frac{ab}{2} - \frac{ab}{4} + ab - \frac{ab}{2} - \frac{ab}{2} + \frac{ab}{4} \right] \right) \\ &= ab \left(1 - \frac{ab}{2ab} \right) \\ &= \frac{1}{2}ab. \end{aligned}$$

Therefore, the expected value of the area of N is $\frac{ab}{2}$, where ab is the area of the bounding box. Since the expected value of the area of N is half of the area of the bounding box, and the points are uniformly distributed, the expected value of the number of points in N is half of the number of points in the bounding box. It remains to prove the expected value of the area of each corner. Let Q be the random variable of area of the top left corner. Then we see that

$$Q = \frac{1}{2}XY.$$

Given the fact that X and Y are independent random variables, one can easily show that

$$E(Q) = \frac{1}{2}E(X)E(Y) = \frac{1}{2} \times \frac{a}{2} \times \frac{b}{2} = \frac{ab}{8}.$$

By the same argument, it is easy to see that the expected value of the number of points for each corner is $\frac{n}{8}$ and it completes the proof. \square

In the following lemma, we investigate the distribution of points in a right triangle. We assumed there is at least one point on each leg because otherwise, we can find the extreme points and draw new legs that pass through the extreme points; see Figure 2b.

Lemma 2. *Suppose we are given a right triangle with $n \geq 4$ uniformly distributed points inside it. Let there be at least one point on each of its legs. If we randomly take one point on each leg and connect them, then the expected value of the number of points inside the inner triangle is $\frac{n}{4}$.*

Proof. Consider Figure 2a. Let X_1 and Y_1 be the following uniform random variables

$$\begin{aligned} X_1 &\sim U(O, a), \\ Y_1 &\sim U(O, b) \end{aligned}$$

for the selected points. Let us denote the area of a triangle ABC as $S(ABC)$ and the mathematical expectation of $S(OX_1Y_1)$ as H . Then one can easily show that

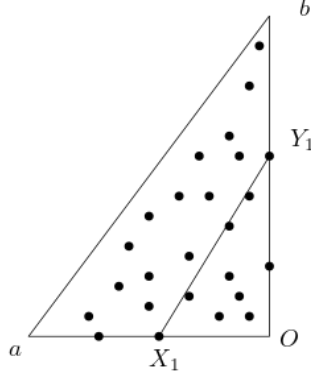
$$E(H) = E\left(\frac{1}{2}Y_1X_1\right) = \frac{1}{2}E(Y_1)E(X_1) = \frac{1}{2} \times \frac{b}{2} \times \frac{a}{2} = \frac{1}{8}ab = \frac{1}{4}S(Oab).$$

Since the expected value of the area of triangle OY_1X_1 is a quarter of the area of triangle Oab , the expected value of the number of points in triangle OY_1X_1 is $\frac{n}{4}$. \square

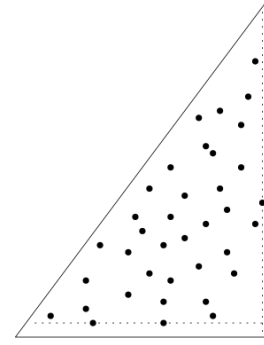
In the next section, the proposed algorithm is described and then its correctness and running time are proven.

3 Algorithm

In this section, the preprocessing algorithm is discussed. The algorithm takes a set S of points as input and returns a set A of points such that the covexhull of set S and set A will be identical. Throughout the paper, for a given set of points, the obtained extreme points are named in clockwise order as p_t, p_r, p_b, p_l such that p_t has the maximum value for the y -coordinate. In case there is more than one point whose x - or y -coordinate is minimum or maximum, we take one of them.



(a) Distribution of points in triangle.



(b) Illustration of right triangle made by new legs.

Figure 2: Right triangles.

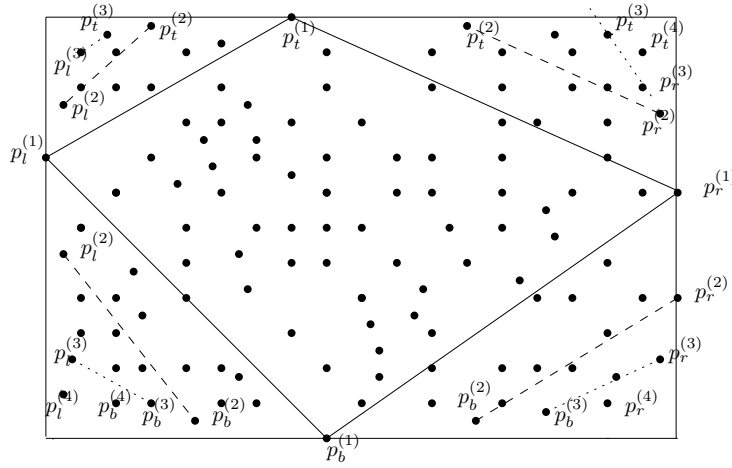


Figure 3: Illustration of execution of the algorithm.

The proposed algorithm on a subset of points recursively selects and stores some extreme points in A . The extreme points in i th recursion are denoted by $p_t^{(i)}, p_r^{(i)}, p_b^{(i)}, p_l^{(i)}$. As shown in Figure 3, the algorithm starts with finding the extreme points and stores $p_t^{(1)}, p_r^{(1)}, p_b^{(1)}, p_l^{(1)}$ in the set A . Then recursively for the top right corner, it finds the extreme points and stores the $p_t^{(2)}, p_r^{(2)}$ in A . For the bottom right, bottom left and top left corners it stores $p_r^{(2)}, p_b^{(2)}$ and $p_b^{(2)}, p_l^{(2)}$ and $p_l^{(2)}, p_t^{(2)}$ in A , respectively. The algorithm repeats this procedure for the points above the segment lines $p_t^{(2)}, p_r^{(2)}$ in the top right corner, and $p_t^{(2)}, p_l^{(2)}$ in the top left corner, and the points below the segment lines $p_r^{(2)}, p_b^{(2)}$ in the bottom right corner and $p_b^{(2)}, p_l^{(2)}$ in the bottom left corner, until there are at most two points remaining.

The pseudo-code of the algorithm described above is given in Algorithm 1. The strings TR, TL, BR and BL represent the top right, top left, bottom right, and bottom left right triangles of Figure 1, respectively.

4 Correctness and Analysis

In this section the correctness of the algorithm is proven in Theorem 3. The expected value of the number of points stored by the algorithm is estimated in Theorem 4. In Theorem 5, we will prove that the running time of the algorithm is $O(n)$.

Theorem 3. *The set A contains every point on the convex hull of the input set.*

Proof. In the first step, the algorithm stores extreme points of the input set. We prove the theorem for the top right corner; it can easily be generalized to other corners in a similarly. At i th recursion, for $i \geq 2$, the points below the

Algorithm 1 Preprocessing Algorithm

Input: Set S of n points

Output: Set A of points

```

1: IF  $|S| \leq 3$  THEN
2:   RETURN  $S$ 
3: Find extreme points  $p_t, p_r, p_b, p_l$ .
4: Let
       $S_1$  : points above line segment  $p_t p_r$ 
       $S_2$  : points below line segment  $p_r p_b$ 
       $S_3$  : points below line segment  $p_b p_l$ 
       $S_4$  : points above line segment  $p_l p_t$ 
5:  $A = \{p_t, p_r, p_b, p_l\}$ 
6: PointSelection( $S_1$ , "TR")
7: PointSelection( $S_2$ , "BR")
8: PointSelection( $S_3$ , "BL")
9: PointSelection( $S_4$ , "TL")
10: procedure POINTSELECTION( $S_r, corner$ )
11:   IF  $|S_r| \leq 2$  THEN
12:      $A = A \cup S_r$ 
13:     RETURN
14:   Find extreme points  $p_t, p_r, p_b, p_l$ .
15:   On point set  $S_r$ , let
       $S_1$  : points above line segment  $p_t p_r$ 
       $S_2$  : points below line segment  $p_r p_b$ 
       $S_3$  : points below line segment  $p_b p_l$ 
       $S_4$  : points above line segment  $p_l p_t$ 
16:   IF corner == "TR" THEN
17:      $A = A \cup \{p_t, p_r\}$ 
18:     PointSelection( $S_1$ , "TR")
19:   IF corner == "BR" THEN
20:      $A = A \cup \{p_r, p_b\}$ 
21:     PointSelection( $S_2$ , "BR")
22:   IF corner == "BL" THEN
23:      $A = A \cup \{p_b, p_l\}$ 
24:     PointSelection( $S_3$ , "BL")
25:   IF corner == "TL" THEN
26:      $A = A \cup \{p_l, p_t\}$ 
27:     PointSelection( $S_4$ , "TL")
28: end procedure

```

segment line $p_t^{(i)} p_r^{(i)}$ are inside the quadrilateral $p_t^{(i-1)} p_t^{(i)} p_r^{(i)} p_r^{(i-1)}$ and they are removed from further computations. Since they are inside a quadrilateral, they cannot be present on the convex hull of S . Therefore, set A contains all points on the convex hull of S . \square

In Theorem 4, we prove that the expected size of set A is $O(\log n)$. By Theorem 3, since set A contains every point on the convex hull of the input set, it can be concluded retaining only $O(\log n)$ of points can derive the same convex hull as the input set.

Theorem 4. *The expected size of set A is $O(\log n)$.*

Proof. From Lemma 1, the expected number of points at each corner is $m = n/8$, and half of the points are eliminated in the first step of the algorithm. Lemma 2 also states that at each recurrence of the algorithm, the expected number of points at each corner to enter the next recursion is $O(m_r/4)$, where m_r is the number of remaining points inside a corner at the r th recurrence. Hence, the expected number of iterations of the algorithm for a corner is $O(\log_4 m)$. For each corner, the algorithm takes and stores 2 points in each recursion. Therefore, an upper bound on the total number of stored points in A is

$$O(4 \times 2 \log_4 m) = O(\log n).$$

\square

In the following theorem, we prove that the expected running time of the algorithm is linear.

Theorem 5. *The expected running time of the algorithm is $O(n)$.*

Proof. The running time of the algorithm involves the running time of the first step that is $O(n)$ plus the running time of each recursion. Let $m = \lceil n/8 \rceil$. The expected iterations of the algorithm is $O(\log_4 m)$. Line 15 of the algorithm that determines the position of the points with respect to the segment lines takes $\Theta(m)$. Finding extreme points p_t, p_r, p_b, p_l also takes $\Theta(m)$. Thus the running time of each recursion is

$$T(m) = T(m/4) + \Theta(m),$$

and given the Master Theorem, the solution to this recursive equation is $O(m)$. Therefore, the total running time is:

$$T(n) = O(n) + O(m) = O(n) + O(4 \times n/8) = O(n).$$

\square

5 Conclusion

This paper proposed an efficient yet simple recursive algorithm as a preprocessing step to the convex hull problem. We assumed the points were randomly distributed in the plane by the uniform distribution. The algorithm eliminates all but $O(\log n)$ of points in $O(n)$, and to the best of our knowledge, it is an improvement to all previous similar works which retain $O(\sqrt{n})$ points. Then, the remaining points are fed to any existing convex hull algorithm.

References

- [1] S. G. Akl and G. T. Toussaint, A fast convex hull algorithm, *Information Processing Letters* **7**(5) (1978) 219–222.
- [2] P. T. An, Method of orienting curves for determining the convex hull of a finite set of points in the plane, *Optimization* **59**(2) (2010) 175–179.
- [3] P. T. An, P. T. T. Huyen, and N. T. Le, A modified graham’s scan algorithm for finding the smallest connected orthogonal convex hull of a finite planar point set, *Applied Mathematics and Computation* **397**(1) (2021) 125889.
- [4] C. B. Barber, D. P. Dobkin, and H. Huhdanpaa, The quickhull algorithm for convex hulls, *ACM Transactions on Mathematical Software* **22**(4) (1996) 469–483.
- [5] J. L. Bentley, K. L. Clarkson, and D. B. Levine, Fast linear expected- time algorithms for computing maxima and convex hulls, *Algorithmica* **9**(2) (1993) 168–183.
- [6] P. Bhaniramka, R. Wenger, and R. Crawfis, Isosurface construction in any dimension using convex hulls, *IEEE Transactions on Visualization and Computer Graphics* **10**(2) (2004) 130–141.
- [7] F. L. Bookstein, *Morphometric Tools for Landmark Data: Geometry and Biology* (Cambridge University Press, 1992).
- [8] M. Golin and R. Sedgewick, Analysis of a simple yet efficient convex hull algorithm, *SCG ’88: Proceedings of the fourth annual symposium on Computational geometry* (1988) 153–163.
- [9] C. Gope and N. Kehtarnavaz, Affine invariant comparison of point sets using convex hulls and hausdorff distances, *Pattern Recognition* **40**(1) (2007) 309–320.
- [10] R. L. Graham. An efficient algorithm for determining the convex hull of a finite planar set, *Information Processing Letters* **1**(4) (1972) 132–133.
- [11] M. A. Jayaram and H. Fleyeh. Convex hulls in image processing: A scoping review, *American Journal of Intelligent Systems* **6**(2) (2016) 48–58.
- [12] A. Sarkar, A. Biswasand, M. Dutt, P. Bhowmick, and B. B.Bhattacharya, A linear-time algorithm to compute the triangular hull of a digital object, *Discrete Applied Mathematics* **216**(2) (2017) 408–423.
- [13] K. Sugihara, Robust gift wrapping for the three-dimensional convex hull, *Journal of Computer and System Sciences* **49**(2) (1994) 391–407.